

***Football***  
FOR  
**DUMMIES®**  
3RD EDITION

**by Howie Long**  
with John Czarnecki



Wiley Publishing, Inc.



***Football***  
FOR  
**DUMMIES®**  
3RD EDITION

**by Howie Long**  
with John Czarnecki



Wiley Publishing, Inc.

## **Football For Dummies®, 3rd Edition**

Published by  
**Wiley Publishing, Inc.**  
111 River St.  
Hoboken, NJ 07030-5774  
[www.wiley.com](http://www.wiley.com)

Copyright © 2007 by Wiley Publishing, Inc., Indianapolis, Indiana

Published by Wiley Publishing, Inc., Indianapolis, Indiana

Published simultaneously in Canada

No part of this publication may be reproduced, stored in a retrieval system, or transmitted in any form or by any means, electronic, mechanical, photocopying, recording, scanning, or otherwise, except as permitted under Sections 107 or 108 of the 1976 United States Copyright Act, without either the prior written permission of the Publisher, or authorization through payment of the appropriate per-copy fee to the Copyright Clearance Center, 222 Rosewood Drive, Danvers, MA 01923, 978-750-8400, fax 978-646-8600. Requests to the Publisher for permission should be addressed to the Legal Department, Wiley Publishing, Inc., 10475 Crosspoint Blvd., Indianapolis, IN 46256, 317-572-3447, fax 317-572-4355, or online at <http://www.wiley.com/go/permissions>.

Trademarks: Wiley, the Wiley Publishing logo, For Dummies, the Dummies Man logo, A Reference for the Rest of Us!, The Dummies Way, Dummies Daily, The Fun and Easy Way, Dummies.com and related trade dress are trademarks or registered trademarks of John Wiley & Sons, Inc. and/or its affiliates in the United States and other countries, and may not be used without written permission. All other trademarks are the property of their respective owners. Wiley Publishing, Inc., is not associated with any product or vendor mentioned in this book.

**LIMIT OF LIABILITY/DISCLAIMER OF WARRANTY: THE PUBLISHER AND THE AUTHOR MAKE NO REPRESENTATIONS OR WARRANTIES WITH RESPECT TO THE ACCURACY OR COMPLETENESS OF THE CONTENTS OF THIS WORK AND SPECIFICALLY DISCLAIM ALL WARRANTIES, INCLUDING WITHOUT LIMITATION WARRANTIES OF FITNESS FOR A PARTICULAR PURPOSE. NO WARRANTY MAY BE CREATED OR EXTENDED BY SALES OR PROMOTIONAL MATERIALS. THE ADVICE AND STRATEGIES CONTAINED HEREIN MAY NOT BE SUITABLE FOR EVERY SITUATION. THIS WORK IS SOLD WITH THE UNDERSTANDING THAT THE PUBLISHER IS NOT ENGAGED IN RENDERING LEGAL, ACCOUNTING, OR OTHER PROFESSIONAL SERVICES. IF PROFESSIONAL ASSISTANCE IS REQUIRED, THE SERVICES OF A COMPETENT PROFESSIONAL PERSON SHOULD BE SOUGHT. NEITHER THE PUBLISHER NOR THE AUTHOR SHALL BE LIABLE FOR DAMAGES ARISING HEREFROM. THE FACT THAT AN ORGANIZATION OR WEBSITE IS REFERRED TO IN THIS WORK AS A CITATION AND/OR A POTENTIAL SOURCE OF FURTHER INFORMATION DOES NOT MEAN THAT THE AUTHOR OR THE PUBLISHER ENDORSES THE INFORMATION THE ORGANIZATION OR WEBSITE MAY PROVIDE OR RECOMMENDATIONS IT MAY MAKE. FURTHER, READERS SHOULD BE AWARE THAT INTERNET WEBSITES LISTED IN THIS WORK MAY HAVE CHANGED OR DISAPPEARED BETWEEN WHEN THIS WORK WAS WRITTEN AND WHEN IT IS READ. SOME OF THE EXERCISES AND DIETARY SUGGESTIONS CONTAINED IN THIS WORK MAY NOT BE APPROPRIATE FOR ALL INDIVIDUALS, AND READERS SHOULD CONSULT WITH A PHYSICIAN BEFORE COMMENCING ANY EXERCISE OR DIETARY PROGRAM.**

For general information on our other products and services, please contact our Customer Care Department within the U.S. at 800-762-2974, outside the U.S. at 317-572-3993, or fax 317-572-4002.

For technical support, please visit [www.wiley.com/techsupport](http://www.wiley.com/techsupport).

Wiley also publishes its books in a variety of electronic formats. Some content that appears in print may not be available in electronic books.

Library of Congress Control Number: 2007926375

ISBN: 978-0-470-12536-6

Manufactured in the United States of America

10 9 8 7 6 5 4 3 2 1



# About the Authors



**Howie Long** is a former Oakland/Los Angeles Raider defensive end with eight Pro Bowl appearances, a Super Bowl XVIII victory over the Washington Redskins, and many other accolades to his credit. His size (6'5", 275 pounds), combined with his speed, strength, intensity, durability, and explosive quickness, set him apart. Long retired from the NFL after the 1993 season.

Long currently is a commentator on the Emmy Award-winning *FOX NFL Sunday* program, which is the most-watched NFL pregame show in America. His previous television broadcasting credits include ESPN's *Up Close*, on which he had a regular segment discussing current sports issues; HBO's *Inside the NFL*; the weekly *NFL Diary*; NBC's *NFL Live* as a guest studio analyst, and *Costas Coast to Coast*. He also wrote the opening chapter to Bo Jackson's book, *Bo Knows Bo*.

Long is no stranger to the limelight, as he's been involved in many commercials and campaigns for Nike, Hanes, Coca-Cola, and Pizza Hut. He also made his big-screen debut in the action-adventure film *Broken Arrow* with John Travolta and Christian Slater and was featured in the 1998 film *Firestorm*.

At Villanova University, Long was a four-year letterman in football as a defensive lineman. He was All-East and honorable mention All-American as a senior, and was tabbed the Most Valuable Player in the 1980 Blue-Gray Game. He was also a champion boxer as an undergraduate, and graduated with a degree in communications in 1981.

**John Czarnecki** has reported on the last 19 Super Bowls and has consulted for *NFL Today* and currently for *FOX NFL Sunday*. A former newspaperman with such dailies as the *Los Angeles Herald Examiner* and the *Dallas Morning News*, Czarnecki is a frequent pro football contributor to *Sport* and *Inside Sports* magazines.



# *Authors' Acknowledgments*

## **From Howie Long:**

First, I'd like to thank my wife, Diane, and my three sons for their support. I'd also like to thank my former coach at the Los Angeles Raiders, Earl Leggett, who taught me not only how to be a great football player but also how to be a man. And I can't forget my co-author, John Czarnecki, for all his hard work and dedication to this project. Thanks also to my friends around the NFL, Terry Robiskie, Hudson Houck, and Artie Gigantino, who contributed to this book. Finally, I'd like to thank all the people at John Wiley and Sons who participated in this project.

## **From John Czarnecki:**

Thanks go to my proofreading wife, Vicki, and to my daughters for staying clear of me on my bad days. To my mom, who knew that I would do a book one day. To Ben, my computer expert, and Kathy, my transcriber, and John and Mike at Clone Copy. To the coaches, Earl Leggett, Terry Robiskie, Fritz Shurmur, Hudson Houck, and Ernie Zampese. To Barry Meier, my neighborly coaching expert. To Artie Gigantino, a special teams/television expert. To Garrett Giemont, a very special strength trainer. To two helpful workers, Don Seeholzer and Bryan Broaddhus. To Ron Wolf, for all his insightful football knowledge these past 15 years, and to my good friend, Peter King, for all his advice. And to my best friend, Pat, for not calling me for three months. Finally to Pam Mourouzis, our fine editor, who never raised her voice when I was yelling (arguing) about anything. The calm in the storm!

## **Publisher's Acknowledgments**

We're proud of this book; please send us your comments through our Dummies online registration form located at [www.dummies.com/register/](http://www.dummies.com/register/).

Some of the people who helped bring this book to market include the following:

### ***Acquisitions, Editorial, and Media Development***

**Project Editor:** Stephen R. Clark

*(Previous Editions: Pam Mourouzis,  
Mary Goodwin)*

**Acquisitions Editor:** Lindsay Lefevere

**Copy Editor:** Jessica Smith

**Technical Editor:** David Morton

**Update Author:** Peter Weverka

**Editorial Manager:** Christine Meloy Beck

**Editorial Assistants:** Erin Calligan Mooney,  
Joe Niesen, and David Lutton

**Cartoons:** Rich Tennant  
([www.the5thwave.com](http://www.the5thwave.com))

### ***Composition Services***

**Project Coordinator:** Adrienne Martinez

**Layout and Graphics:** Joyce Haughey,  
Stephanie D. Jumper, Laura Pence,  
Alicia B. South

**Anniversary Logo Design:** Richard Pacifico

**Proofreaders:** Aptara, John Greenough,  
Brian H. Walls

**Indexer:** Aptara

**Special Help:** David Lutton

---

### **Publishing and Editorial for Consumer Dummies**

**Diane Graves Steele**, Vice President and Publisher, Consumer Dummies

**Joyce Pepple**, Acquisitions Director, Consumer Dummies

**Kristin A. Cocks**, Product Development Director, Consumer Dummies

**Michael Spring**, Vice President and Publisher, Travel

**Kelly Regan**, Editorial Director, Travel

### **Publishing for Technology Dummies**

**Andy Cummings**, Vice President and Publisher, Dummies Technology/General User

### **Composition Services**

**Gerry Fahey**, Vice President of Production Services

**Debbie Stailey**, Director of Composition Services



# Contents at a Glance

---

<b><i>Introduction</i></b> .....	<b>1</b>
<b><i>Part I: Football 101</i></b> .....	<b>7</b>
Chapter 1: America’s Greatest Game .....	9
Chapter 2: Meet Me on the Gridiron .....	19
Chapter 3: Rules and Regulations .....	35
<b><i>Part II: Go Offense</i></b> .....	<b>61</b>
Chapter 4: The Quarterback .....	63
Chapter 5: The Passing Game .....	77
Chapter 6: On the Ground .....	93
Chapter 7: The Offensive Line .....	113
Chapter 8: Offensive Plays and Strategies .....	127
<b><i>Part III: The Big D</i></b> .....	<b>151</b>
Chapter 9: These Guys Are Huge: The Defensive Line .....	153
Chapter 10: The Secondary.....	169
Chapter 11: Defensive Tactics and Strategies.....	185
<b><i>Part IV: Meet the Rest of the Team</i></b> .....	<b>203</b>
Chapter 12: The Kicking Game .....	205
Chapter 13: Coaches, General Managers, and Other Important Folks .....	227
<b><i>Part V: Football for Everyone</i></b> .....	<b>241</b>
Chapter 14: Armchair Quarterbacks and Other Fabulous Fans .....	243
Chapter 15: Youth Leagues and High School Football.....	255
Chapter 16: College Football.....	267
Chapter 17: The NFL and Other Professional Football.....	287
Chapter 18: Fantasy Leagues .....	305
<b><i>Part VI: Staying in the Game</i></b> .....	<b>313</b>
Chapter 19: The Mental Game and Motivation.....	315
Chapter 20: Conditioning, Training, and Diet .....	327

<b><i>Part VII: The Part of Tens</i></b> .....	<b>341</b>
Chapter 21: The Ten Greatest Defensive Players of All Time .....	343
Chapter 22: The Ten Greatest Offensive Players of All Time .....	353
Chapter 23: The Ten Greatest Coaches of All Time .....	365
Chapter 24: The Ten Best Teams of All Time .....	375
Chapter 25: The Ten Most Intense College Football Rivalries .....	385
<b><i>Appendix: Football Speak</i></b> .....	<b>389</b>
<b><i>Index</i></b> .....	<b>401</b>

# Table of Contents

---

## ***Introduction*..... 1**

About This Book.....	2
Conventions Used in This Book .....	2
What You're Not to Read.....	3
Foolish Assumptions .....	3
How This Book Is Organized.....	3
Part I: Football 101 .....	4
Part II: Go Offense.....	4
Part III: The Big D.....	4
Part IV: Meet the Rest of the Team.....	4
Part V: Football for Everyone .....	4
Part VI: Staying in the Game .....	5
Part VII: The Part of Tens .....	5
Icons Used in This Book.....	5
Where to Go from Here.....	6

## ***Part 1: Football 101* ..... 7**

### **Chapter 1: America's Greatest Game . . . . . 9**

Why Football Is the Best .....	10
Why Anyone Would Play Football.....	11
How Television Helped Increase Football's Popularity .....	12
Why the Super Bowl Is Number One .....	12
Why Millions Cheer Each Year for College Football .....	13
How Football Began .....	14
The rules get defined .....	14
Grange helps to spread the popularity of pro ball.....	15
How the Football Season Is Set Up Today.....	17

### **Chapter 2: Meet Me on the Gridiron . . . . . 19**

The Big Picture: Stadiums .....	19
Getting Down to Business: The Field.....	20
Field dimensions.....	20
The marks on the field: Yard lines, hash marks, and more.....	21
Field surfaces .....	24
The things that sit on the field .....	25
Looking at That Funny-Shaped Ball .....	27
Meeting the Cast of Characters .....	28



What Football Uniforms Are All About .....28  
    The jersey .....30  
    Helmets and face masks .....30  
    Pads .....31  
    Shoes and cleats .....31  
    NFL uniform codes .....32

**Chapter 3: Rules and Regulations ..... 35**

The Clock Is Ticking .....35  
Getting a Game Started .....37  
Downs, Yardage, and Stuff .....38  
How You Score Points .....39  
    Touchdowns .....40  
    Extra points and two-point conversions .....41  
    Field goals .....41  
    Safeties .....42  
The Roles of the Officials .....42  
    The officials' lineup .....43  
    The instant replay challenge system .....46  
    Penalties and other violations .....46

***Part II: Go Offense ..... 61***

**Chapter 4: The Quarterback ..... 63**

The Quarterback's Job .....63  
The Qualities of a Quarterback .....65  
    Arm strength .....66  
    Competitiveness .....66  
    Intelligence .....66  
    Mobility .....67  
    Release .....67  
    Size .....68  
    Vision .....68  
Quarterbacking Fundamentals .....70  
    Stance .....70  
    Dropping back .....71  
    Handing off .....72  
    Grip .....73  
Calling Plays and Audibilizing .....73  
Quarterback Math .....74

**Chapter 5: The Passing Game ..... 77**

The Passing Game .....77  
Receivers .....78  
    Achieving the proper stance .....79  
    Catching .....81  
    Beating man-to-man coverage .....82

The Bad and the Ugly Aspects of Passing.....83  
 Passing Patterns.....85  
 The Shotgun Formation.....88  
 Reading a Defense.....89

**Chapter 6: On the Ground ..... 93**

An Overview of the Ground Game .....94  
 The Men Who Play the Ground Game .....95  
     The big back (or fullback).....95  
     The principal ball carrier (or halfback).....96  
 Running Backs Come in All Sizes and Shapes .....97  
 Running Back Fundamentals .....98  
 Running Backs Have an Assignment for Everything.....100  
 Finding the Perfect Stance for Every Formation .....102  
 Protecting Yourself and the Ball.....103  
 Understanding the Terms of Running.....104  
 Lining Up: The Formations.....109

**Chapter 7: The Offensive Line .....113**

Looking Down the Line.....114  
     Centers.....115  
     Guards.....116  
     Tackles .....117  
 The Lineman Physique: Fat Guys Doing the Job.....117  
 Keys to Successful Offensive Line Play .....119  
     The proper stance .....119  
     A solid base.....120  
     Leverage .....121  
     Toughness .....121  
     Repetition .....122  
 A Lineman’s Worst Offense: Holding .....122  
 Familiar Blocking Terms.....124

**Chapter 8: Offensive Plays and Strategies .....127**

Understanding That Offense Begins with Players .....128  
 Helping Offenses by Enforcing an Important Rule.....128  
 Specialized Pass Offenses .....129  
     West Coast offense .....129  
     Shotgun offense .....130  
     Red gun (or run-and-shoot) offense.....131  
 Beating a Defense.....132  
     Battling a 3-4 front .....132  
     Running against a 4-3 front.....133  
     Beating the four-across defense .....134  
     Beating press coverage.....136  
     Passing against a zone coverage .....136  
     Selecting an offense versus a zone blitz .....137  
     Throwing the post versus blitzing teams.....138

Gaining Better Field Position .....	139
A field position pass .....	139
Possession passes .....	139
Play-action passes .....	140
Offenses for Sticky Situations .....	140
Deciding whether to gamble on fourth-and-1 .....	140
Making a first down on a fourth-down gamble .....	141
Running a quarterback sneak .....	142
Doing the two-minute drill .....	143
Scoring Offenses .....	144
The best run play on the goal line .....	144
Inside the opponent's 10-yard line .....	144
Two-point conversions .....	145
Disguising a Successful Play .....	148

## ***Part III: The Big D*..... 151**

### **Chapter 9: These Guys Are Huge: The Defensive Line ..... 153**

Lining Up on Defense .....	154
Those Big Guys Called Linemen .....	155
The types of defensive linemen .....	157
D line lingo: Did he call me "Liz"? .....	159
Keys to a defensive lineman .....	161
Linebackers: The Leaders of the Defense .....	162
What linebackers do .....	163
Dealing with the senses .....	164
Naming all the linebackers .....	164
Sacks, Tackles, and Other Defensive Gems .....	166

### **Chapter 10: The Secondary ..... 169**

The Performers .....	170
Cornerbacks .....	170
Safeties .....	172
Nickel and dime backs .....	175
Secondary Tricks and Techniques .....	176
Doing a bump and run .....	176
Staying with a receiver .....	177
Stemming around .....	178
Making a Mark: A Good Day in the Life of a Defensive Back .....	178
Coverages to Remember .....	180
Man-to-man coverage .....	180
Zone coverage .....	181
Eight men in the box .....	182
The Nickel 40 defense .....	183

<b>Chapter 11: Defensive Tactics and Strategies</b> .....	<b>185</b>
Choosing a Base Defense .....	186
4-3 Front.....	187
3-4 Front.....	188
3-4 Eagle.....	190
Dallas 4-3 .....	192
Flex.....	193
Zone Blitz .....	194
46.....	195
Kansas City Falcon.....	197
Over/Under 4-3 .....	198
Tackling Tricky Situations.....	199
Stopping a superstar.....	199
Stopping the two-point conversion.....	200
Stuffing short yardage.....	201

## ***Part IV: Meet the Rest of the Team*** ..... **203**

<b>Chapter 12: The Kicking Game</b> .....	<b>205</b>
Getting to Know the Men Who Make Up the Special Teams.....	206
Understanding What's So Special about Special Teams .....	207
Placekicking .....	208
Kicking off.....	208
Returning the kickoff.....	213
Kicking field goals and PATs.....	215
Blocking field goals and PATs.....	218
Punting .....	221
Setting up and kicking the ball .....	222
Key performers on the punt team.....	222
Punt rules .....	223
Punting out of trouble.....	224
Punt returning: A dangerous art.....	225
<b>Chapter 13: Coaches, General Managers, and Other Important Folks</b> .....	<b>227</b>
Coaches .....	228
What coaches do .....	228
Coaching personnel .....	229
Coaching styles and philosophies .....	231
What coaches do when they're not yelling on the sidelines .....	235
General Managers .....	236
Owners .....	237
Scouts .....	238
Trainers and Team Doctors .....	238

**Part V: Football for Everyone.....241****Chapter 14: Armchair Quarterbacks and Other Fabulous Fans . . . .243**

Following a Game on Television.....	243
Knowing what to watch for .....	244
Deciphering the announcers' slang .....	245
Watching a Live Game .....	246
Picking the best seats .....	246
Knowing what to focus on.....	247
Following a Game on the Radio.....	247
Just Here for the Show: The Football Halftime Show .....	248
Keeping Up with Your Favorite Teams .....	249
Newspapers.....	249
Magazines and books.....	249
The Internet.....	250
Checking Out the Football Halls of Fame .....	251
Get Your Tickets Here.....	251

**Chapter 15: Youth Leagues and High School Football . . . . .255**

When to Start Kids in Football .....	255
Signing Your Kids Up for Youth Football.....	256
Pop Warner and other similar programs.....	256
Punt, Pass & Kick.....	257
The NFL Junior and High School Player Development programs.....	257
Coaching a Youth Football Team.....	258
Teaching the fundamentals of offense.....	258
Teaching the fundamentals of defense .....	259
What Sets High School Football Apart .....	260
Rule differences .....	261
Style of play.....	262
Player lineups .....	262
Making the Most of the High School Game.....	263
Players .....	264
Coaches .....	264
Parents.....	265
Making the Jump from High School to College or Pro Football .....	266

**Chapter 16: College Football . . . . .267**

Why People Love College Football .....	267
Big, Medium, and Small .....	270
Big-time schools .....	271
Small college powers .....	273
College Conferences .....	274
The Bowl Championship Series .....	276
The basics of the system.....	276
How the BCS teams are selected .....	277
The controversy surrounding the BCS .....	278



Recent Trends in College Football .....278  
 Underclassmen are dropping out of school.....279  
 Cornerbacks are the new stars on the horizon .....280  
 Scholarship caps are causing changes at the top .....280  
 Recruiting is becoming more competitive .....281  
 The college game is turning into more of a business .....281  
 Those Father Figures: College Coaches .....282  
 The Heisman and Other Trophies.....283  
 All-American and Other All-Star Teams.....285

**Chapter 17: The NFL and Other Professional Football .....287**

The Birth of Pro Football .....288  
 The AFL Joins the NFL.....289  
 Dividing the Ranks: The NFL Conferences.....289  
 Getting to Know the Pro Football Schedule.....290  
 The regular-season games.....290  
 The playoffs.....291  
 The Super Bowl.....292  
 Building a Team: It’s More than Drawing Straws.....293  
 Status Is Everything: Determining Player Designations .....295  
 Divvying Up Talent with the Draft.....297  
 Who picks when .....298  
 How picks are made .....298  
 Show Me the Money: Player Salaries .....299  
 Leveling the Playing Ground with the Salary Cap.....300  
 Big Business and the TV Connection.....301  
 Football Around the Globe.....302  
 The CFL.....302  
 NFL Europa.....303  
 Arena Football .....304

**Chapter 18: Fantasy Leagues .....305**

How Fantasy Football Leagues Work.....306  
 How to Play .....306  
 Starting a league .....307  
 Taking care of administrative tasks .....307  
 Drafting a team .....308  
 Filling out your roster.....309  
 Managing your team after the draft .....309  
 Figuring your point total and winning .....310  
 Where to Find Information about Players.....311  
 When Joining a National League .....311  
 Tips for Fantasy Football Success .....312

**Part VI: Staying in the Game .....313****Chapter 19: The Mental Game and Motivation .....315**

You Can't Win without Goals .....	315
Setting team goals .....	316
Setting individual goals .....	317
Motivating Yourself .....	319
Getting into the right frame of mind .....	319
Preparing for a big game .....	320
Visualizing success.....	320
A Coach's Most Important Job: Motivating His Team .....	322
Finding the right tone .....	322
Getting a team in top mental shape .....	324
Motivating with speeches and other techniques .....	325
Focusing on the right games .....	326

**Chapter 20: Conditioning, Training, and Diet .....327**

Getting Your Body into Football Shape .....	327
Off-season conditioning.....	328
Preseason conditioning .....	329
Staying in shape during the season .....	329
Strengthening Your Muscles .....	331
Weight Training in the Off-Season.....	333
Bulking Up without Steroids .....	334
Stretching.....	335
Eating Your Way to Better Football Performance .....	336
Pregame and postgame meals .....	337
Water and sports drinks .....	337
Making Safety a Priority .....	338
Playing Hurt versus Playing in Pain.....	339

**Part VII: The Part of Tens.....341****Chapter 21: The Ten Greatest Defensive Players of All Time .....343**

Doug Atkins .....	343
Dick Butkus .....	344
Kenny Easley.....	345
Joe Greene.....	346
Jack Ham and Ted Hendricks .....	346
Mike Haynes.....	347
Ken Houston .....	348
Sam Huff and Ray Nitschke .....	348
Deacon Jones and Merlin Olsen .....	349

Jack Lambert .....	350
Dick “Night Train” Lane.....	350
Bob Lilly .....	351
Gino Marchetti.....	351

## **Chapter 22: The Ten Greatest Offensive Players of All Time . . . . . 353**

Terry Bradshaw.....	354
Jim Brown.....	354
Dave Casper.....	355
Earl Campbell .....	356
Mike Ditka/John Mackey .....	356
Otto Graham .....	357
John Hannah.....	358
Don Hutson .....	359
Hugh McElhenny .....	360
Joe Montana.....	360
Jim Parker .....	361
Walter Payton .....	361
Gale Sayers.....	363
Art Shell.....	363
Gene Upshaw.....	364

## **Chapter 23: The Ten Greatest Coaches of All Time . . . . . 365**

Paul Brown.....	366
Joe Gibbs.....	366
George Halas.....	367
Jimmy Johnson.....	368
Vince Lombardi .....	369
John Madden .....	370
Bill Parcells .....	371
Knute Rockne.....	372
Don Shula .....	373
Bill Walsh.....	374

## **Chapter 24: The Ten Best Teams of All Time . . . . . 375**

Chicago Bears (1940–43).....	376
Cleveland Browns (1946–55) .....	376
Dallas Cowboys (1992–95) .....	377
Green Bay Packers (1965–67) .....	378
Miami Dolphins (1970–74) .....	378
Notre Dame (1946 and 1947).....	379
Oakland/Los Angeles Raiders (1980–85).....	380
Pittsburgh Steelers (1974–79).....	380
San Francisco 49ers (1984–89).....	381
Washington Redskins (1982–91).....	382

<b>Chapter 25: The Ten Most Intense College Football Rivalries . . . .</b>	<b>385</b>
Alabama versus Auburn .....	385
Army versus Navy .....	386
California versus Stanford.....	386
Florida versus Georgia.....	386
Harvard versus Yale.....	386
Lafayette versus Lehigh .....	387
Michigan versus Ohio State.....	387
Minnesota versus Wisconsin .....	387
Notre Dame versus USC .....	388
Oklahoma versus Texas .....	388
<b><i>Appendix: Football Speak.....</i></b>	<b>389</b>
<b><i>Index.....</i></b>	<b>401</b>

# Introduction

---

**I** think that millions of people across America are intrigued by football — all types and levels of it. These people may have friends or family who have made the football season a ritual, from the last weekend in August, through the college bowl games in December, until Super Bowl Sunday at the start of February. To be a part of that experience, you need to have a working knowledge of the game.

In my mind, this book serves to give you that knowledge and to help you better facilitate interaction with your friends, family, or whoever you watch football with. To many people, on the surface, football seems to be a complicated game. Twenty-two players are on the field at one time, plus a number of officials. The intricacies of first down, second down, and third down, and everything from how many offensive linemen there are to what the quarterback really does or doesn't do all need to be explained and simplified. This book will help; that's why I decided to write it.

I think the game itself is far less intimidating if you get a basic working knowledge of football. After you break through that initial fear of being overwhelmed by football and what you don't understand, everything else about the game will fall into place. After that starts happening, you'll see the game clearly, like when you wipe the early morning dew off your windshield — suddenly everything becomes crystal clear.

I know a lot more about the game today as a whole than I did when I was a player. I played in high school and in college, plus I played for 13 seasons in the National Football League (NFL). But being a television analyst — 2007 will be my fourteenth season for FOX Sports — has forced me to learn even more about this game that I love.

As a player, I had a working knowledge of the passing game, of how a secondary works in coverages, and of the offensive and defensive line formations. I had a working knowledge of general managers, scouts, and head coaches. But working as an analyst, I have been forced to cover the entire game. I no longer view football from a defensive lineman's perspective. Instead, I look at football as a whole. And I'm still learning every day. That never changes. I don't think you'll ever stop learning when it comes to football. It's the same for everyone — the players, the fans, the coaches, and the television experts. So don't feel alone out there.

## About This Book










I wrote this book to help you find out what you want to know about football. Therefore, I don't expect you to read every single page in order. Sure, you can read the book from front to back if you want, but if you'd rather skip around and just read about the topics that interest you, that's fine, too.

Neither do I make you remember obscure facts from earlier chapters to make sense of later chapters. If you need to know something that I discuss in an earlier chapter, I either define that thing again or refer you to the chapter that contains the information. Also, if you don't know a certain word of football jargon, you can turn to the Appendix, which explains some of the most common terms. What could be simpler?

## Conventions Used in This Book

To help you follow along, this book uses certain conventions. For example, every time I use a new term, I italicize it and then define it. (You can also find definitions of terms listed in the Appendix at the back of the book.)

I also use diagrams — you know, those X and O things — to show you what I'm talking about when I describe lineups, formations, and plays. So that you aren't left wondering what all those little symbols mean, here's a key to the diagrams used in this book:

	Offensive player
	Offensive center
	Offensive player with defender lined up on left shoulder
	Offensive player with defender lined up on right shoulder
	Defensive player
	Path of offensive player
	Spot where offensive player stops to block or catch a pass
	Pass
	Pitchout

## What You're Not to Read

You may want to know everything there is to know about football. Or you may want to know only what you need to know to get by — so that you don't make yourself look dumb in front of your friends and family by yelling “Touchback!” when you really mean “Touchdown!” Because I can't be sure what *you* want to know, I've set things up so that you can tell what to skip if you want only the basics. Throughout the book, I include things called sidebars — gray boxes that give background information, tell stories about famous players of yesterday and today, explain more technical concepts, and so on. Skip these if you just want a working knowledge of the game.

## Foolish Assumptions

You may not know much about football, but I know that you're no dummy either. For whatever reason, you want or need to know more about football than you do now. You may be asking questions such as

- ✔ Is the ball really made of pigskin, or is that an inside joke?
- ✔ Why do you get six points for a touchdown but only three points for a field goal?
- ✔ Does it really matter how all those guys line up on the field?
- ✔ Does it really mean something when the officials do those funny signals with their arms, or are they just bored out there?

This book answers all these questions and more.

Because I can't tell how much or how little you already know, I assume that you know nothing and I explain everything clearly. But because you bought this book rather than *The Illustrated and Alphabetized Guide to Everything There Is to Know about Football, from the Day Football Began to Today*, I assume that you want to know what you *need* to know and not much more. But, I do keep it interesting for those readers who may have slightly more advanced knowledge by throwing in tips and inside stories.

## How This Book Is Organized

*Football For Dummies*, 3rd Edition, is organized into seven parts. Each part focuses on a major aspect of football.

## ***Part I: Football 101***

If you're a total newcomer to the game of football, this part of the book is a good place to start. In this part, I talk about why football is the best game there is. I also explain what all those marks on the field mean; tell you, in general, how the game is played; and list the rules that govern the game and keep all those big guys from maiming each other.

## ***Part II: Go Offense***

Offense is the exciting part of football; unless you witness a very unusual game, neither team will score if the offense doesn't make it happen. So, in this part of the book, I talk about the offense — the passing game, the running game, the offensive line, and the strategies that players and coaches use to achieve various goals on offense. You can also find out about all the offensive positions and what each player does (or at least is supposed to do).

## ***Part III: The Big D***

Without defense, offense wouldn't be all that exciting — who would stop the offense from scoring a touchdown on every play? This part talks about all the things the defense does to keep the contest a little more evenly balanced, score-wise. It explains player positions, from the defensive line to the secondary, and lists some strategies that defenses use against various offenses and in particularly sticky situations.

## ***Part IV: Meet the Rest of the Team***

No team is complete without its kickers, punters, coaches, managers, trainers, and so on. This part of the book talks about all the folks who don't fit neatly into the category of offense or defense. Not only does this part give you insight into the techniques of highly skilled kickers, but it also explains the difference between the owner, the general manager, and all those other folks who seem to be in some way in charge of things.

## ***Part V: Football for Everyone***

Sure, I'm a little biased since I played in the NFL and now work as an analyst for NFL games. But that doesn't mean that I don't appreciate football at all levels. After all, I've been a high school player and a college player, and I'm



certainly a fan. This part talks about all the ways you can get involved with football: as an armchair quarterback, in youth leagues and on high school teams, by watching or playing in college or in the NFL, or by participating in fantasy football leagues.

## *Part VI: Staying in the Game*

If you're a player or a coach, this is the part for you. Here, I talk about two of the most important parts of football: motivation and physical fitness. You can find out how to psych up yourself or your team for a big game, what to say during a critical halftime break, how to make your body as strong as it can be, and much more.

## *Part VII: The Part of Tens*

No *For Dummies* book would be complete without a Part of Tens — those short chapters that contain top ten lists. In this part, I include chapters about all-time greats: defensive players, offensive players, coaches, teams, and college football rivalries. You may not agree with every one of my selections, but top ten lists are made to be contested!

## *Icons Used in This Book*

To help you navigate your way through this book, I place icons in the margins — little pictures that point you to a particular type of information. Here's a list of the icons in this book and what they mean:



This icon points out that a term is being defined. Add these terms to your vocabulary, and you'll sound like a veteran in no time!



When you see this icon, you know that you're reading a piece of information that's especially important to remember.



This icon highlights tips that can help make you a better player.



Look for this icon if you want information about becoming a more informed viewer, whether watching on TV or in person.



This icon points out tips and techniques that are particularly helpful for coaches.



If you're a parent or coach of a younger player, these tips can help you either be a better fan or be a better coach.



A sports book wouldn't be the same without tales of the sport's greats. This icon flags stories about the game's greatest players, from the birth of the sport through today.



Being a commentator, I can't help but want to throw in my two cents once in a while. When I have my own tale to tell on a subject, I mark it with this icon.

## *Where to Go from Here*


So you're geared up and ready to play, metaphorically speaking. Where to go from here depends on what type of information you're looking for. If you want a primer on football starting at square one, head to Chapter 1. If you want to know about how a particular phase of the game — say, the offensive line or the kicking game — works, head to that specific chapter. If you want to read about some of the greatest players in football history, head to The Part of Tens. Wherever you start, enjoy the game!

# Part I

# Football 101

## The 5<sup>th</sup> Wave

By Rich Tennant



“This guy’s a terrific defensive lineman. I once saw him chase down a quarterback for nearly 40 yards before sacking him. It was in a shopping mall, but still...”

## *In this part . . .*

**I**f you don't know a touchdown from a touchback or an interference penalty from an interception, this part is for you. Here, I tell you why I think that football is the greatest game on earth, and then I get into the nitty-gritty of how the game works: who the players are, how the field is set up, and what happens in a game.

# Chapter 1

## America's Greatest Game

---

### *In This Chapter*

- ▶ Why football is so special
  - ▶ The reasons that people play football
  - ▶ How the Super Bowl became the sport's biggest event
  - ▶ Football's progression through the years
- 

**W**hen I was 14, a sophomore in high school, I moved out of Boston to live with my uncle. During my first weekend in Milford, Massachusetts, I saw my first high school football game. I had never seen anything like it. Before the game, an antique fire engine led a parade on the track around the football field while the crowd clapped and cheered. The players then thundered across a wooden bridge over a pond and burst through a banner to enter the stadium. I said to myself, “Wow, this game is for me.”

I wasn't necessarily drawn to the game itself; I simply loved what came with the sport: *respect*. For me, football was an opportunity to belong to something, giving me confidence for the first time in my life. It was more of a personal thing than it was about playing football. It wasn't so much the football, but what football did for me. Football gave me a sense of self-worth, which I've carried with me throughout my life.

Sure, I experienced down periods when I first started playing, but I never thought about quitting. My first high school coach, Dick Corbin, was great to me and encouraged me to continue playing the game. Believe me, coaches are important. I've always had the support of football coaches, both on *and* off the field.

Football is responsible for everything that I've accomplished in my life. The discipline and hard work that made me a successful athlete have helped me in other areas of my life, allowing me to venture into new careers in movies and television.

## Why Football Is the Best

Baseball may be America's pastime, but football is America's passion. Football is the only team sport in America that conjures up visions of Roman gladiators, pitting city versus city, state versus state — sometimes with a Civil War feel, like when the Jets play the Giants in New York or the Cowboys play the Redskins.

Football is played in all weather conditions — snow, rain, and sleet — with temperatures on the playing field ranging from -30 to 120 degrees. Whatever the conditions may be, the game goes on. And unlike other major sports, the football playoff system is a single-elimination tournament: no playoff series, do-or-die. It culminates in what has become the single biggest one-day sporting event in America: the Super Bowl.

Or, in simpler terms, anytime you stick 22 men in fiberglass helmets on a football field and have them continually run great distances at incredible speeds and slam into each other, people will watch.

Football has wedged itself into the American culture. In fact, in many small towns across America, the centerpiece is the Friday night high school football game. The National Football League (NFL) doesn't play on Fridays simply to protect this great part of Americana, in which football often gives schools and even towns a certain identity. For example, hard-core fans know that tiny Massillon, Ohio, is where the late, great Paul Brown of the Cleveland Browns began his coaching career. To this day, Massillon's high school has maintained a tremendous high school football tradition. With so many factions of the student body involved, plus their families, a strong core of fans is built. For many, this enthusiasm for football continues in college.

You may not think it now, but millions of people are familiar with the strategy of the game, and most of them pass it down through their families. A lot of fathers coach their sons, and on rare occasions, their daughters. Although the focus may have changed in today's society, there was a time when the only team that mattered in high school was the football team. The pace of the game — stoppage after every play with a huddle — is perfect for most people because it allows them time to guess what the team will try next.



On two particular holidays, football has become an American tradition. Thanksgiving Day is reserved for a turkey dinner, a family sit-down, followed by a pro football game. The Detroit Lions started the tradition in 1934, and in 2007 they play in their 68th Thanksgiving Day game. There have been at least two pro football games on Thanksgiving Day every year since 1960. New Year's Day has long been the day for college football bowl games. These bowl games generally match up some of the nation's finest teams.

Paid attendance for the 2006 NFL regular season was the highest in the history of the league. It was the fourth consecutive year that ticket sales increased. Fans purchased 17,340,979 tickets to the league's games. Stadiums were filled on average to 90 percent capacity, with average attendance reaching 67,738 fans per game. Over 97 percent of games sold out ahead of the 72-hour TV blackout, which means home team fans got to see their teams play on television most of the time. Of the 256 games played, only 7 were blacked out.

## Why Anyone Would Play Football



Of all the team sports, football is the most violent and dangerous, with hockey a distant second. I played football for respect, and I believe that it builds character. Considering some of the problems in society today, football can give a youngster's life some structure and can also teach discipline. All the players who belong to a football team are in the struggle together, sharing in the joy and the pain of the sport. Every play can be such an adrenaline rush.

Football is suited to all sizes of athletes. Larger athletes generally play on the offensive and defensive lines — what are called the *trenches*. Leaner athletes who are faster and quicker generally play the skill positions, such as quarterback, running back, and receiver. But no matter how big or how talented you are, you must have inner courage to play football. This game requires strength and perseverance. If you don't believe you're tough enough to play, then you probably shouldn't try.

And if you're not up to the full-force-hitting variety of football, you can still enjoy the sport as a player. Touch football is totally different from tackle football. All you need are a ball and maybe six players, three per team. Anyone can play this game, and the players decide the rules and the size of the field at the start of the game. I've seen people playing touch football on the streets of New York City and in parks and front lawns all across America — the beauty of the game is that you can play anywhere.

### Football is *it* in the United States

Since 1985, Harris Interactive (a global marketing research firm) has been conducting polls to determine which sport is the most popular in the United States. Pro football has been ranked number 1 in all 21 polls. In 2006, 29 percent of Americans polled chose pro football as their

favorite sport. Baseball came in second. Guess which sport came in third? That would be college football at 13 percent. Any way you slice it, football is unquestionably the most popular spectator sport in the United States.

## *How Television Helped Increase Football's Popularity*

Millions of kids learn the game from their fathers and through high school football, like I did. But today, most football fans are introduced to the game through television, which brings the game right into everyone's home. The action in a football game translates well to television. The field and all the action that takes place upon it fit just as nicely on a big screen as they do on a smaller model. Because television networks use up to 12 cameras for most games, viewers rarely miss out on plays. And with taped replay machines — which are housed in those big trailers outside every NFL stadium — the networks can show critical plays from several different angles, including a viewer-friendly angle for fans watching at home or at the neighborhood tavern.

Television shows like *FOX NFL Sunday* also help to make the game more personal by promoting the personalities under the helmets. Fans, for example, can watch and listen to a Drew Brees interview and feel that they know the New Orleans quarterback as a person.

## *Why the Super Bowl Is Number One*

Almost every year, the highest-rated show in network television is the Super Bowl, with whatever the number-two show is running a distant second. Of the ten most-watched shows in the history of television, four of them are Super Bowl games. More people are said to attend Super Bowl parties than New Year's Eve parties. The game has become an event that all of America focuses on; many people have parties on Super Bowl Sunday to watch the game. This game attracts both casual as well as hard-core football fans. For some people, the Super Bowl is the only game they watch all season.

The Super Bowl also has become an international event. More than 200 countries and territories, including Iceland and the People's Republic of China, televised 2007's Super Bowl XLI. In the United States, an estimated 93.15 million fans watched, representing 42.6 percent of all households. The game was broadcast in 32 different languages. People all over the world saw the Indianapolis Colts defeat the Chicago Bears on that Super Bowl Sunday.

The main reason that the Super Bowl is so popular is that pro football is the only major professional men's team sport with a single-elimination playoff system. The other major sports declare their champions after a team wins four games in a best-of-seven series. The Super Bowl is do-or-die; that's what makes the game so special.





## The road to the Super Bowl

I played in my only Super Bowl after my third season in the NFL, and I thought I'd make it back at least two or three more times during my career. Unfortunately, that never happened.

The media attention back in 1984 wasn't nearly as expansive as it is today. In fact, tracing the growth of the media from 1984 to today is like comparing the size of Rhode Island to the size

of Montana. I remember taking a cab to Tampa Stadium to play in the Super Bowl. The traffic was so bad that I ended up walking the last three-quarters of a mile to the stadium. Today, the NFL provides police escorts for the players. The fanfare surrounding a team's arrival is as if the president is coming to town.

And it isn't just the game itself that attracts viewers. Companies pay Madison Avenue advertising firms lots of money to create commercials. In fact, watching the Super Bowl to see the commercials has become a part of what makes Super Bowl Sunday so special. All the commercials are judged and summarized because hundreds of millions of potential customers are watching. The stakes are almost as high as those on the field.



The Super Bowl has even gone high-tech! Every Super Bowl has its own Web site and offers its own cybercast of the game. Generally, several experts provide instant analysis of the game. The National Football League created the site [www.nfl.com](http://www.nfl.com), which fans can visit on Super Bowl Sunday to access live play-by-play of the game, *drive charts* (how many and what plays a team used during a scoring drive), and statistics, in addition to live audio of the press box and public address announcer. Nothing gives you a better feel of the stadium atmosphere. The site also provides audio and video clips from the game telecast, including a clip from the overhead blimp.

And the Super Bowl's audience continues to grow. Based on what the networks recently paid to maintain their television rights fees, they believe that America's appetite for the game remains strong.

## Why Millions Cheer Each Year for College Football

As much as I prefer the NFL, I have to acknowledge that for many fans, college football is the game to watch. The level of play isn't as high in college, but the collegiate game has more history and pageantry. Marching bands,

mascots, pep rallies, and cheerleaders add a fun dimension to college football. Some teams, such as Notre Dame and Michigan, are steeped in folklore and tradition. Notre Dame, for example, has the Four Horsemen, the Seven Mules, and the Gipper. College football fans can be every bit as passionate as NFL fans, especially when they root for a team that represents the college or university they attend or once attended.

Los Angeles doesn't have an NFL football team. The Rams left for St. Louis in 1995, and the Raiders returned to Oakland that same year. Nevertheless, football fans in the nation's second largest city have been able to do without a professional team on the strength of two college football teams, the USC Trojans and the UCLA Bruins. USC and UCLA consistently field excellent teams that vie for the national championship nearly every year.

Chapter 16 looks at college football in detail; Chapter 25 describes ten of the fiercest college football rivalries.

## How Football Began

Just as many fans get caught up in the hype and hoopla of today's NFL, many others love the game for its sense of tradition. The game itself has endured for more than 130 years.

Games involving kicking a ball into a goal on a lined field have existed for more than 2,000 years. American football evolved from two particular games that were popular in other parts of the world: soccer (as it's known in the United States) and rugby. Both the Romans and the Spartans (Remember that movie *Spartacus*? Now those guys were tough!) played some version of soccer. Soccer and rugby came to North America in the 19th century, and historians have noted that the first form of American football emerged on November 6, 1869, when teams from Princeton and Rutgers, two New Jersey universities, competed in a game of what was closer to rugby than football. Rutgers won the game 6-4.

## The rules get defined



Walter Camp, a sensational player at Yale University and a driving force behind many new rules, is known as the father of American football. Camp helped write the first rules for football — which was already being played in universities on the East Coast and in Canada — in about 1876. In 1880, he authored rules that reduced the number of players per team from 15 to 11 (today's total) and replaced the rugby *scrum* with the center snap to put the ball in play. (In a scrum, players from both sides close up tightly together, the

two teams butting heads while the ball is thrown between them. The players then try to gain possession of the ball with their feet. Using your hands to gain possession is unique to American football — both rugby and soccer forbid it.)

Camp also championed the rule that a team needed to gain 5 yards in three plays in order to maintain possession. Today, teams must gain 10 yards in three plays or decide to punt on fourth down. (See Chapter 3 for more information about these and other rules.)

Camp devised plays and formations and instituted referees. However, his biggest proposal was tackling, which was introduced in 1888. Tackling — which allowed players to hit below the waist for the first time that year — made the game more violent. It also popularized an offensive strategy known as the *flying wedge*, where an entire team (ten players) would mass in front of one ball carrier in the form of a wedge. Football was almost banned in 1906 after a dozen and a half deaths (and many more serious injuries in the preceding season), but President Theodore Roosevelt saved the game by convincing college representatives to initiate stricter rules to make the game less brutal and dangerous.

The game has been cleaned up a great deal over the years. It's come a long way from close-line shots and quarterbacks taking late hits and direct blows to the head. But let's not kid one another: Football is a high-impact collision sport, and with collision comes pain and injury. Even with the rules being adjusted to protect today's quarterbacks, it's rare to look in the paper on a Monday morning and not see that at least one quarterback sustained a concussion. Players are bigger, faster, and stronger. Let me put it this way: You're driving down the road traveling at 35 miles per hour. Would you rather be met head-on by a car of similar size or by a truck? Well, that's the difference between 20 years ago and now. Only thing is, the truck's now going 45 miles per hour rather than 35.

## ***Grange helps to spread the popularity of pro ball***

Americans started playing football in colleges and on club teams in the 1870s. Football became a source of identity for collegians and a regular Saturday afternoon activity by the turn of the century.

In the first 90 years of football, college football was far more popular than pro football; it was (and still is, at many schools) all about tradition and the many rivalries between colleges. (Chapter 25 describes some of these heated college rivalries). Eighty years ago, having more than 50,000 fans attend a great college game was not unusual. During that same period, games in the NFL — which officially began in 1920 — were fortunate to draw 5,000 fans.



Two days after the 1925 college season ended, Illinois All-American halfback Harold “Red” Grange (see Figure 1-1) signed a contract to play with the struggling Chicago Bears. On Thanksgiving Day of that year, 36,000 fans — the largest crowd in pro football history at that time — watched Grange and the Bears play the league’s top team, the Chicago Cardinals, to a scoreless tie in Cubs Park (now called Wrigley Field, the home of the Chicago Cubs baseball team). The Bears went on to play a barnstorming tour, and in New York’s Polo Grounds, more than 73,000 fans watched Grange — nicknamed “The Galloping Ghost” — compete against the New York Giants. Although Grange did attract new fans to the pro game, fewer than 30,000 fans attended championship games in the early 1930s.

Pro football emerged as an equal to college football after its games began being televised nationally in the 1960s, but it took decades for the NFL to supplant college football. And to this day, many colleges have as much fan support as some NFL franchises. Universities like Nebraska and Notre Dame can claim more fans than, say, the Atlanta Falcons.

**Figure 1-1:**  
Harold  
“Red”  
Grange  
(left), who’s  
also called  
“The  
Galloping  
Ghost,” and  
Earl Britton  
(right) of the  
Chicago  
Bears in  
1925.



Photo credit: © Bettmann/CORBIS



## Football immortals

With every sport comes a list of immortals — those great players who nurtured the game and made it what it is today. Following are some of the legends of American football:

- ✔ **Walter Camp:** Known as the father of American football, Camp was a player and coach at Yale and was the first to snap the ball from center, form a line of scrimmage, design plays, and use numbers and words as a form of signal-calling.
- ✔ **John W. Heisman:** The annual award given to the nation's best college player — the Heisman Trophy — is named after this Brown University (and later University of Pennsylvania) player. Heisman was also a member of New York's Downtown Athletic Club, where the award was presented every December until the building was damaged in the September 11, 2001, terrorist attacks. Heisman was an early advocate of the forward pass.
- ✔ **Fritz Pollard:** Pollard starred for Brown University in 1915 and 1916 and was the first African-American player to appear in the Rose Bowl. He's also considered the first African-American football player to turn professional, the first to be selected to the college All-American team, and the first African-American pro head coach (of the Akron Pros in 1921). He was also the first African American inducted into the College Football Hall of Fame in 1954.
- ✔ **Amos Alonzo Stagg:** Stagg was a famous University of Chicago coach who developed the "Statue of Liberty" play, in which a half-back takes the ball from the quarterback who has his hands raised as if to throw a forward pass. He was also the first coach to put numbers on players' uniforms.
- ✔ **Jim Thorpe:** A Native American who won the decathlon and pentathlon in the 1912 Stockholm Olympics, Thorpe was an All-American at Carlisle (Pennsylvania) Indian School and was the first big-time American athlete to play pro football. He was paid the princely sum of \$250 to play a game for the Canton Bulldogs in 1915. Today, Canton, Ohio, is the home of the Pro Football Hall of Fame.
- ✔ **Pop Warner:** The national tackle youth league is named after this famous coach, who developed the single-wing formation, which snaps the ball directly to the running back and has four linemen to one side of the center and two to the other side. Warner was the first to use the hidden ball trick, in which an offensive lineman slipped the ball under his jersey. The first "hunchback play" went for a touchdown against Harvard in 1902.

## *How the Football Season Is Set Up Today*

Football as an organized sport has come a long way since the early years. Teams at every level play during a standard season and are governed by various football leagues, such as the NFL and NCAA (National Collegiate Athletic Association).



The heart of the football season is during the fall months. However, training camps, practices, and preseason games often begin in the summer, and play-offs and bowl games are staged after Christmas and into February. Here's how the season breaks down for each level of play:

- ✔ **High school football teams** usually play between eight and ten games in a season, starting after Labor Day. If teams have successful league seasons, they advance to regional or state playoff tournaments. Some schools in Texas play as many as 15 games if they advance to the state championship game. Most high school teams play in a regional league, although some travel 50 to 100 miles to play opponents. You can find out more about high school football in Chapter 15.
- ✔ **College football teams** play between 10 and 13 games, the majority in a specific conference — Pac-10, Big Ten, SEC, ACC, and so on. The top teams from Division I-A (generally the largest schools that offer the most money for athletic scholarships) advance via invitation to post-season bowl games, which take place at more than 32 sites across the country. At the top level is the BCS, or Bowl Championship Series, which pits the two top-ranked teams in a game for the national championship that is held each year at a different site — the Rose Bowl, Sugar Bowl, Fiesta Bowl, or Orange Bowl. Read more about college football in Chapter 16.
- ✔ **NFL teams** play 16 regular-season games, preceded by a minimum of 4 preseason games that are played in August. The 32 NFL teams are divided into two conferences, the NFC (National Football Conference) and the AFC (American Football Conference), and the top six teams from each conference advance to the playoffs with hopes of reaching the Super Bowl, which is played in early February. Chapter 17 gives you all the details about the NFL.

Football is pretty much a weekend sport, although the NFL began *Monday Night Football* in 1970, offering a marquee matchup between two of the league's better teams. (The Monday night game is almost always ranked in the top ten television shows for the week, and *Monday Night Football* is the longest running prime-time television series.) A few Thursday games are broadcast during the college and pro season, and ESPN recently began televising games on Tuesdays, Wednesdays, and Fridays. However, in general, the football season, which begins in earnest right around Labor Day, follows an orderly pattern:

- ✔ High school games are generally played on Friday nights.
- ✔ College games are played on Saturdays, mostly during the day, although a few are held at night and showcased on prime-time television.
- ✔ The NFL plays on Sundays. For television purposes, games start at 1 p.m. EDT and 4:15 p.m. EDT. One Sunday night game is played and televised nationally by NBC.

## Chapter 2

# Meet Me on the Gridiron

---

### *In This Chapter*

- ▶ Domes versus outdoor stadiums
  - ▶ Taking a look at the field and the ball
  - ▶ Getting a rundown of the many players
  - ▶ Gearing up for football: uniforms, helmets, pads, and shoes
- 

**I** spent a lot of time on football fields. Although the dimensions are the same, from high school to the NFL, every field seems different. That's because all across America, the atmosphere inside each stadium, or the architectural character of the stadium itself, tends to be unique to that region. But every field shares some common characteristics.

In this chapter, I explain the basics of a football field and why teams don't always play on my favorite surface — good old green grass. I also talk about the number of players on the field, what they wear, and that odd-shaped ball they play with.

## *The Big Picture: Stadiums*

As you probably know, a stadium is the whole structure or area in which football and other games are played: the field, the stands, and so on. Stadiums come in all shapes and sizes — the important thing is that they allow room for the 100-yard-long football field, which is, of course, obligatory. (For more on the football field, see the next section “Getting Down to Business: The Field.”)

NFL and college stadiums come in two main varieties: dome stadiums and outdoor stadiums. Dome stadiums are designed so that the players and the fans don't have to deal with the weather; they always have a roof over them, and they're always on artificial turf. When you're talking about big-time football, both types of stadiums generally seat between 50,000 and 107,000 screaming fans.



## The best stadium in pro football

There's no better setting in pro football than Lambeau Field in Green Bay, Wisconsin. With its circular seating and lack of an upper deck, Lambeau is a fan-friendly stadium. Every seat offers a good view of the action.

For a potentially cold arena, Lambeau is also a player-friendly stadium. To improve their field in freezing conditions, the Packers installed

SportGrass in 1997. This new surface consists of natural grass planted on a recyclable, synthetic surface below field level. This setup creates a stable base that can't be destroyed by the physical wear and tear on the field when coupled with soggy, wet conditions. The old field, by the way, was packed into "Frozen Tundra" boxes and sold to fans to help pay for the new field.

New stadiums, many financed through public support and tax dollars, have become one of the NFL's top priorities. In the 16-year period from 1992 to 2007, a total of 20 new stadiums were built. These stadiums offer luxury boxes, state-of-the-art video systems, and other amenities for fans. Reliant Stadium, home of the Houston Texans, boasts natural grass and a retractable roof, the first of its kind in the NFL. Ford Field, the home of the Detroit Lions, includes a six-story atrium, and the New England Patriots' new Gillette Stadium has a replica lighthouse and bridge above one end zone.

## Getting Down to Business: The Field

There's nothing like a football field. If I could wish something for everyone, it would be the ability to stand on the sideline at an NFL game and hear, sense, and feel the impact of the collisions and see the speed of the game up close. The selected areas around the sidelines for photographers and television cameramen are my favorite places to watch the game. The following sections tell you what you'll see no matter whether you're on the field or in the stands.

### *Field dimensions*

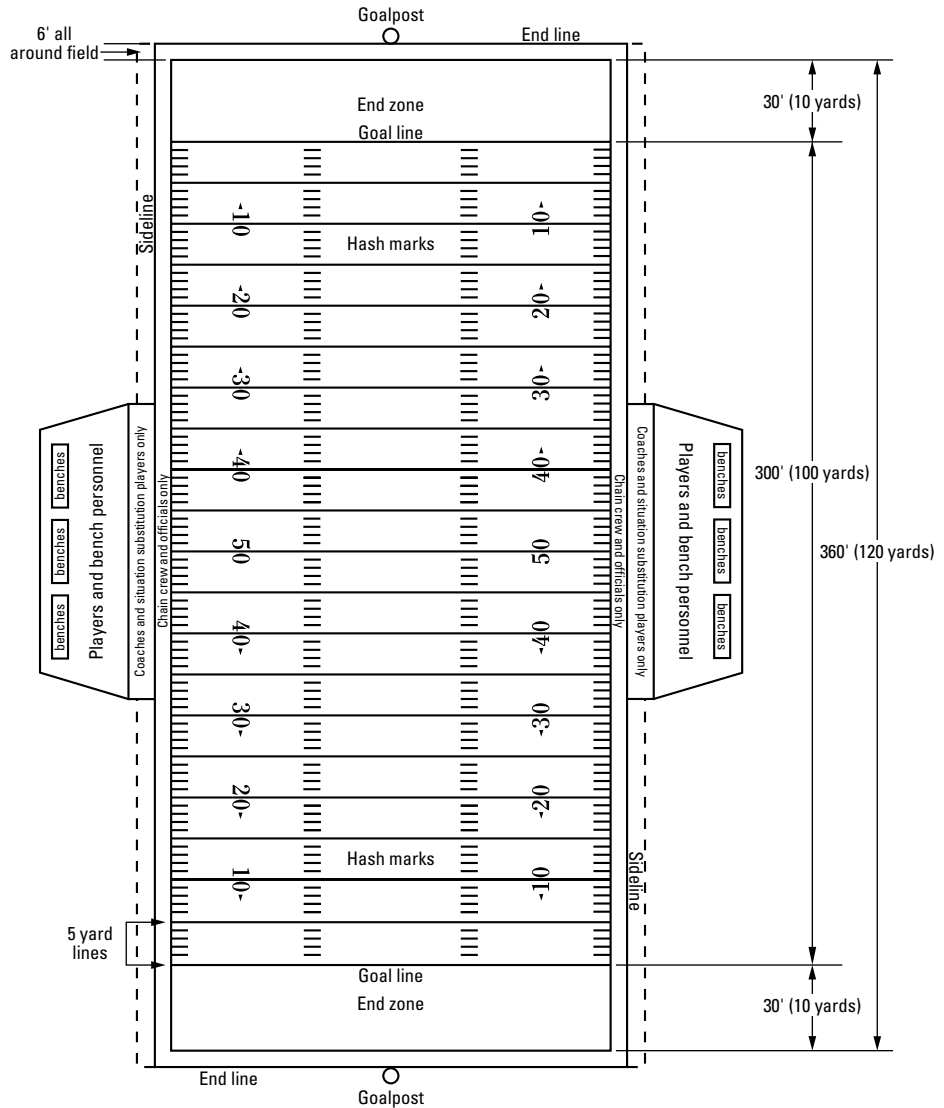


The dimensions of a football field haven't changed much through the years. The field has been 100 yards long and  $53\frac{1}{3}$  yards wide since 1881. In 1912, the two end zones were established to be 10 yards deep and have remained so ever since. Consequently, all football games are played on a rectangular field, 360 feet long and 160 feet wide.



## The marks on the field: Yard lines, hash marks, and more

All over the field, you see a bunch of white lines. Every line has a special meaning, as shown in Figure 2-1:



**Figure 2-1:**  
The playing field.

- ✔ The lines at each end of the field are called the *end lines*.
- ✔ The lines along each side of the field are called the *sidelines*.
- ✔ The *goal lines* are 10 yards inside and parallel to each end line.
- ✔ The area bounded by the goal lines and sidelines is known as the *field of play*.
- ✔ The field is divided in half by the *50-yard line*, which is located in the middle of the field.
- ✔ The two areas bounded by the goal lines, end lines, and sidelines are known as the *end zones*.

The field also contains yard lines, hash marks, and lines marking the player benches, which I describe in detail in the following sections.

To make all these white lines, teams use paint or marking chalk. They're even painting grass fields these days. The end lines and sidelines are 4 inches wide and rimmed by a solid white border that's a minimum of 6 feet wide. All boundary lines, goal lines, and marked yard lines are continuous lines until they intersect with one another.

When players are in possession of the ball inside these white lines, they're considered to be in play, and the ball is live. For more on being out of bounds, see the sidebar "When you've gone too far."

### ***Yard lines***

Yard lines, at intervals of 5 yards, run parallel to the goal lines and are marked across the field from sideline to sideline. These lines stop 8 inches short of the 6-foot solid border in the NFL.

Yard lines give players and fans an idea of how far a team must advance the ball in order to record a *first down*. As Chapter 3 explains in detail, an offensive team must gain 10 yards in order to post a first down. Consequently, every 10 yards, starting from the goal lines, the field is numbered in multiples of 10. In the NFL, the bottoms of these numbers are placed 12 yards from each sideline. The numbers 10, 20, 30, 40, and one 50-yard line are 2 yards in length. All these lines and numbers are white.

### ***Hash marks***

Hash marks mark each yard line 70 feet, 9 inches from the sidelines in the NFL. In high school and college football, the hash marks are only 60 feet from the sidelines. Two sets of hash marks (each hash is 1 yard in length) run parallel to each other down the length of the field and are approximately 18½ feet apart. When the ball carrier is either tackled or pushed out of bounds, the officials return the ball in-bounds to the closest hash mark to where it's spotted. Punted balls that go out of bounds are also marked on the nearest hash mark.



## When you've gone too far

A player is *out of bounds* whenever he steps from the field of play and touches (or flies over) the white sidelines or end lines. To remain in-bounds for a catch, an NFL player must have both feet (including the toes of his football shoes) touching the ground inside the end lines and sidelines and must be in possession of the football. Like a receiver, a ball carrier is considered out of bounds when any part of his body touches the sidelines or end lines.

In college and high school football, a player needs to have only one foot inside the end lines and sidelines to be considered in-bounds while in possession of the football. Yes, technically, a receiver can have one foot out of bounds and still have his sideline catch ruled complete in high school and college football.

The hash marks are used for ball placement prior to most offensive plays so that more of the game can be played in the middle of the field, which makes the game more wide open. If the ball was placed 20 feet from where it went out of bounds rather than on the closest hash mark, offenses would be restricted to one open side of the field for many of their run and pass plays. In other words, they would have to run or pass to the right or the left, and wouldn't have the option to do both. But, when teams run the football and the ball carrier is tackled between the hash marks, the ball is declared dead at that spot and generally is placed where the ball carrier was tackled and stopped.



An important thing to remember is that an incomplete pass is returned to the spot of the preceding play, not where it actually goes out of bounds or where the quarterback was standing when he threw it.

### *Player benches*

Six feet outside the border of the field, or 6 feet from the sidelines, is an additional broken white line that defines an area in which only coaches and substitute players may stand. Six feet farther behind this broken white line is where the *bench area* begins. The team congregates in the bench area during a game, watching their teammates play or resting on the benches (refer to Figure 2-1). Within this area, team doctors and trainers also examine injured players. All NFL bench areas are a minimum of 30 feet deep, and they extend to each 32-yard line. Bench areas in college football extend to the 25-yard lines. Most high school fields aren't as restrictive as NFL fields, although many adhere to the same dimensions, particularly the 25-yard line limit at both ends.

In the bench area, which is off-limits to fans and media walking the sideline area, quarterbacks and other players can use telephones on a communications table to talk with coaches that are located high above the stadium in rooms reserved for members of the coaching staff. Also, team officials use

telephones from this area to inform the team's public relations staff of player injuries. This information is then relayed to members of the media (newspaper reporters, magazine writers, and radio broadcasters) in the *press box* area and to the television trucks so that their announcers can inform the viewing audience.

## *Field surfaces*

The following two types of surfaces are used in football:

- ✔ **Natural grass:** Many natural grass surfaces exist, depending on the region's temperature and the stadium's drainage system. But, natural grass is similar to your backyard lawn or any baseball outfield: It's green, soft, and beautiful. Many companies have invested a lot of time and effort into perfecting a combination of natural grasses that can withstand the heavy and destructive wear (cleats can rip up turf) that football presents.
- ✔ **Artificial turf:** The first artificial surface was developed for Houston's Astrodome, the first indoor stadium, which housed both professional baseball and football teams at one time. Without natural sunlight, no grass would grow. Because of the dome, the first surface was dubbed Astroturf. Artificial surfaces are made from synthetic nylon fibers that in some stadiums resemble very short blades of grass. On other surfaces, the fibers are tightly woven, which gives the feel of a cushioned carpet. Not many football players like playing on artificial surfaces, believing that on some of them their shoes stick or get caught, which can lead to serious knee injuries.

After Astroturf was developed, companies improved the product, and many outdoor stadiums began to install artificial surfaces because they are cheaper to maintain than natural grass, which needs to be watered, mowed, and replaced. Plus, many football stadiums are multipurpose facilities that are used for outdoor concerts, political and religious rallies, and other sports, such as baseball and soccer. When such events are held, some areas of the grass can become trampled and destroyed by the thousands of fans sitting or walking on it, so having an artificial surface is advantageous.

However, most players prefer to play on natural grass rather than on artificial turf. Playing on an artificial surface is much like playing on green-colored wall-to-wall carpeting. I used to get rug burns on my arms and legs from the stuff. In an opinion survey conducted in 2004 of 1,514 active NFL players, 91 percent believed that artificial turf is more likely to cause injuries than grass turf. Forty-two percent believed that injuries they received on artificial turf would not have occurred had they been playing on grass.



## Grass beats artificial surfaces

I never liked playing on artificial surfaces. The problem with these surfaces, in my opinion, is that your shoes get stuck, which makes you more susceptible to injury. The game is faster on this surface, but when players make quick cuts or attempt to move too quickly, they seem to twist their knees and feet because their shoes stick to the surface.

I never could find the right shoe for artificial surfaces. I even tried basketball sneakers. I think I tried on maybe a thousand different styles of nub-tipped shoes. I tried everything on turf, and I retired never being satisfied with any of the shoes.

Players also suffer what I call *turf burns* when they dive to make a tackle or when a ball carrier skids across the surface. I've had the skin

on my elbows and knees rip right off me. Some teams use what doctors give burn victims — it's called *second skin*. It's a jellylike material that's flat and a little thicker than two or three pieces of paper stuck together. They cut a piece of second skin about the size of your turf burn and stick it on there. The problem with any turf burn is that it can last for two to three weeks, and even if you don't play on turf again, the scab gets ripped off every day in practice.

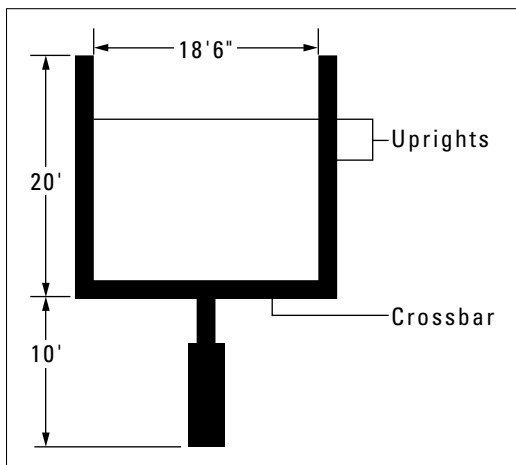
To prevent these types of injuries, a lot of players wear elastic sleeves over their elbows, forearms, and knees. I tried playing with them, but they kept slipping down after I started sweating. I didn't like having to pull them up or back on every play — it was an unnecessary, useless activity.

In many stadiums, the artificial surface is also harder than natural grass because it's often laid over cement, blacktop, or dirt. And on extremely hot days, artificial surfaces retain the heat, making a 95-degree day feel like a 100-degree day.

## *The things that sit on the field*

The *goalpost* serves as the guideline for the kicker, whose goal is to sail the ball high between the goalpost's two vertical bars, which is known as *splitting the uprights*. The goalpost rises from the back of the end zone. When a ball carrier reaches the end zone, he has scored a touchdown worth six points. The *goal line* is 8 inches wide (twice as wide as the typical yard line) in the NFL, and 4 inches wide at the high school and college levels. The goalposts used to be located on the goal line, and then inside the goal line, and finally they were moved permanently from the goal line to the end zone's end line (refer to Figure 2-1) in 1974.

NFL goalposts are a single standard type, known as the *sling-shot* design; on some high school and youth fields, however, you may still find goalposts in the shape of an H. A sling-shot goalpost has one post in the ground and a curved extension that sweeps the crossbar into place, as shown in Figure 2-2. This post is fully padded to protect players who might collide with it in the back of the end zone. The *crossbar* is 10 feet above the ground and 18 feet, 6 inches long in the NFL and college. In high school football, the crossbar is 23 feet, 4 inches long. The *uprights*, the two poles extending up from both ends of the crossbar, should rise about 30 feet (20 feet in high school) and be 3 to 4 inches in diameter.



**Figure 2-2:**  
The NFL  
goalpost.

The goalposts generally are painted yellow or white. A 4 x 42-inch ribbon is attached to the top of each goalpost to aid the officials in determining the exact top of the upright when judging whether a kick has passed through the uprights. The ribbons also give kickers an idea of the wind conditions.

Goalposts aren't the only things you see sitting on the field; you also see the chains and down marker along one sideline, marking the spot of the ball and other important information. For more information about the chains and the people who work them, see Chapter 3.

## Looking at That Funny-Shaped Ball

The ball is an important component of a football game — you couldn't very well play *football* without the *ball* part. But, you can't use just any old ball; strict rules govern the ball's size, weight, and even brand.

In the NFL, the ball must be a Wilson brand, bearing the signature of the commissioner of the league, Roger Goodell. The ball can be inflated to between 12½ to 13½ pounds of air pressure. It's made of an inflated rubber bladder enclosed in a pebble-grained, leather case of natural tan color without grooves or ridges of any kind. The ball is the form of a prolate spheroid (basically an oblong shape with pointed ends). You may have heard a football be referred to as a *pigskin*. But, don't worry, footballs just *resemble* a toughened pig's skin, and at the turn of the century they were swollen like a chubby little piggy.

To make it easier to grip and throw, the ball has eight raised white laces in its center. A quarterback can wrap his pinkie, fourth finger, and middle finger between these laces for a perfect grip. The size and weight of the ball must conform to these specifications:

- ✓ **Long axis:** 11 to 11½ inches
- ✓ **Long circumference:** 28 to 28½ inches
- ✓ **Short circumference:** 20¾ to 21¼ inches
- ✓ **Weight:** 14 to 15 ounces

College balls are the same size as NFL balls, although you may find a white stripe encircling the tip area at both ends of the college and high school ball. The white stripe supposedly helps receivers see the ball better, which may be helpful for some of those night games in college and high school football.

In the NFL, the home club supplies 36 footballs in an open-air stadium or 24 footballs in a domed stadium. More balls are required for outdoor stadiums in case of inclement weather, such as rain, sleet, or snow. The referee is the sole judge as to whether all balls comply with league specifications. The referee tests each football with a pressure gauge approximately two hours prior to kickoff.

## Meeting the Cast of Characters



Each football team has 11 players per side: 11 on offense and 11 on defense. Teams are allowed to play with fewer than 11 players (why would they want to do that?), but they're penalized for having more than 11 players on the field during play, which is also known as *live action*. In high school, three or more talented players may play both offense and defense. And a few rare athletes may play both offense and defense in major college football and the NFL.

The nonstarting players (that is, those who aren't among the 22 or so players who are listed in the starting lineup) are considered reserves, and many of them are *specialists*. For example, defenses may play multiple schemes employing a *nickel back* (a fifth defensive back) or two *pass rushers* (linebackers or defensive ends who are used strictly on passing downs to rush the quarterback). Also, an extra player is often used as the *long snapper* who snaps (hikes) the ball for punts, field goal attempts, and extra point attempts. Some of the reserves make the team because they're excellent special teams players who are great on punt and kick coverages because they're fearless tacklers in the open field. (See Chapter 12 for more on special teams.)

The roster sizes in high school and college football tend to be unlimited, especially for home games. However, the NFL limits active, uniformed players to 45 per team. An additional player can be in uniform, but he must be a quarterback and enter the game only after the other quarterbacks have been removed from the game because of injury. When this extra quarterback, or 46th player, enters the game, the other quarterbacks are deemed ineligible and can't return to that game even if they are healthy.



A typical NFL game-day roster includes three quarterbacks, a punter, a place-kicker, a kick return specialist, eight offensive linemen, four running backs, five receivers, two tight ends, seven defensive linemen, seven linebackers, and six defensive backs. (For much more on the different positions, see Parts II and III.)

## What Football Uniforms Are All About

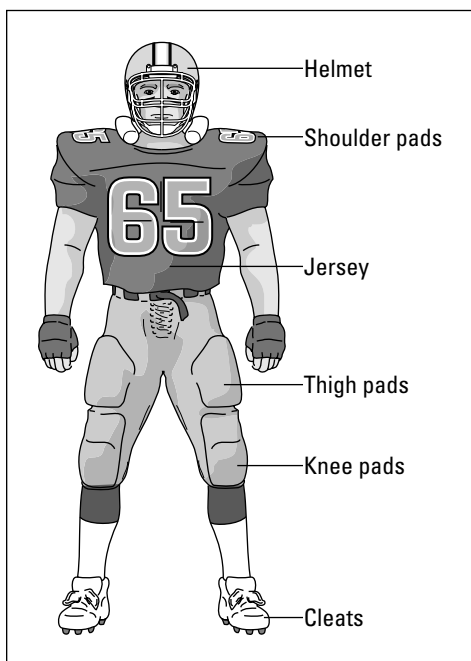
In youth football (see Chapter 15), there are weight and size limitations, but as boys advance in football from high school to college to the pros, the uniform is the one common denominator. If you can play (and play well), a uniform will always be waiting for you in some team's locker room.



It isn't the uniform that separates one player from the others; it's his heart. But the uniform and its protective pads are a necessary part of the game, something any player would be foolhardy to take the field without. But think of this: Only 60 years ago, many men wore helmets without face masks, meaning that they had to have some pretty rugged noses and required more dental work during football season.

Why the need for all the protection? Well, the NFL is made up of players ranging in weight from 160 pounds to 384 pounds and in height from 5'6" to 6'8". Some of these assorted sizes are able to bench press 550 pounds and run the 40-yard dash in as fast as 4.2 seconds. Because of the varied weights, sizes, strengths, and speeds of NFL players, the best protection possible is necessary. Smaller players want to be able to play without worrying about being crushed by all those large bodies.

Figure 2-3 shows a typical football uniform, and the following sections talk about the various components of the uniform and the pads that go underneath it.



**Figure 2-3:**  
The football  
uniform.

## The jersey

The *jersey* is the uniform's shirt. The jersey is basically each player's identity and marks his allegiance to a specific team. The jersey must be large enough to cover the shoulder pads.

Every NFL team jersey comes with a different numeral to differentiate one player from another. The numerals, which appear on the front and back of the jersey, are 8 inches high and 4 inches wide. Most high school and college teams have the same specifications, and some of them also place the number on the jersey's sleeve.



In the NFL, specific positions wear certain numerals. For example:

- ✓ Quarterbacks and kickers wear from 1 to 19.
- ✓ Running backs and defensive backs wear from 20 to 49.
- ✓ Linebackers wear from 50 to 59 or 90 to 99.
- ✓ Offensive linemen wear from 50 to 79.
- ✓ Defensive linemen wear from 60 to 79 or 90 to 99.
- ✓ Receivers wear from 80 to 89.

On the back of each NFL jersey is the player's surname in letters that are 2½ inches high. His name appears across the upper back just above the numerals.

Team jersey colors and designs further separate one team from another. And most team colors have been with particular teams since their inception. In Green Bay, for example, the jerseys are green with gold trim. In Oakland, the Raiders always wear black. The New York Giants wear blue. The Chicago Bears wear navy blue with a touch of orange. In Nebraska, the color is bright red. The different colors add to the spectacle of the game. In the NFL and college, the visiting team usually wears a white jersey. The colors for visiting teams vary on the high school level.

## Helmets and face masks

The helmet and face mask are designed to protect a player's face and head from serious injury. Many players also wear a mouth guard to protect their teeth and prevent themselves from biting their tongues. A few players even wear another protective cap on the outside of the helmet for added protection.

Helmets are equipped with chin straps to keep them snugly in place. To prevent serious concussions, many helmets have air-filled pockets inside them. A player tests his helmet by sticking his head inside it and then shaking it for comfort, also making sure that it's snug. If it's too tight, he simply lets some air out of the helmet.

All helmets are equipped with face masks. The rounded metal material that comprises all face masks can't be more than  $\frac{5}{8}$  inch in diameter. Most linemen wear a face mask called a *cage*, which has a bar extending down from the middle and top of the helmet to below the nose area. There, this bar joins two or three bars that extend from both sides that completely prevent an opponent's hands from reaching inside the face area and under the chin. However, few quarterbacks and receivers have a face mask with a bar coming between their eyes, because they want to ensure that they can see clearly; many also leave the chin exposed. Twenty years ago, some quarterbacks wore a helmet with a single bar across the face. Today, you may see a punter or kicker with a helmet that has a single bar, but players who encounter more contact during games want more protection.

Some helmets also have a sunshade across the eyes to prevent sun glare from interfering with the player's vision. This sunshade also keeps opponents from seeing the player's eyes, which may give the player an advantage because opponents can't see where the player is looking.

## *Pads*

Next to the helmet, the shoulder pads are probably the number-one protective gear that players wear. These pads protect a player's shoulders, plus his sternum region, from injury. Some of these pads fall down and cover the top of the arm and the rotator cuff. Pads are necessary to protect every part of the body. There are thigh pads, elbow pads, hip pads, tail pads, and knee pads, too. A player needs the pads to absorb the many physical blows he takes during a game, thus protecting his body from major harm. Some quarterbacks even wear flak jackets to protect their rib cages, which are vulnerable when they lift their arms to throw the ball.

## *Shoes and cleats*

Football cleats come in  $\frac{1}{2}$ -inch,  $\frac{5}{8}$ -inch,  $\frac{3}{4}$ -inch, and 1-inch lengths. Wearing the right cleat is definitely important for traction. If a player doesn't have the proper traction indoors or outside on a muddy surface, he simply can't do

his job and perform at the highest level. The shorter cleat, which makes a player less prone to injury, is worn on dry, firm fields. For such fast, dry fields, the ½-inch cleat provides the ideal traction. On a slippery grass field, a player — especially a big lineman across the line of scrimmage — needs to dig deep to gain traction. In that situation, the player switches to a ¾-inch cleat or a 1-inch cleat, depending on how he's maneuvering (stopping and going) during warm-ups. Receivers and running backs often wear shoes with fewer cleats than the larger, more physical players do.

For artificial surfaces, most players wear a shoe that has a sole of dozens of rubber-nubbed ½-inch cleats. Some linemen prefer a basketball-type shoe, especially on indoor turf where there's no chance of rain and the surface isn't as slick. Because artificial surfaces tend to be sticky, players want to be able to glide over the surface. They don't want to stop on a dime and change directions. Many players believe that instant stop and restart can be hazardous to their knees and ankles.

Most teams are equipped with all sizes and types of shoes in case the weather changes during the course of a game. You often see players changing their shoes on the sidelines. On mushy days, you see them cleaning their cleats on a long rubber-stemmed mat to maintain the amount of traction they need. In the NFL, players test the playing surface an hour prior to the game and then go into the locker room and, if necessary, have an equipment manager change their cleats with a power drill, like a pit crew changing tires at a stockcar race.

## *NFL uniform codes*

In a high school game, you may see a player wearing a torn jersey, exposing his midriff area, or see five different styles or brands of shoes on 11 different players. None of this occurs in the NFL, where strictly enforced uniform codes can lead to players being fined. Here are some of the rules that NFL players must follow:

- ✔ The NFL shield or logo must be visible on pants, jerseys, and helmets.
- ✔ Tear-away jerseys, which would make it more difficult for defensive players to grab and tackle their opponents on the other side of the ball, are prohibited.
- ✔ All jerseys must remain tucked into the uniform pants.
- ✔ Stockings must cover the entire leg area from the shoe to the bottom of the pants and meet the pants below the knee. Uniform stockings may not be altered, and they must be white from the top of the shoe to about mid-calf.

- ✔ Size and locations of shoe logos must be approved by NFL Properties. Players aren't allowed to wear shoes from companies not approved by the league.
- ✔ Sleeves can't be torn or cut.
- ✔ All tape used on shoes, socks, or pants must be transparent or of a matching color to the team uniform.
- ✔ Towels can be only 8 inches long and 6 inches wide and must be tucked into the front waist of the pants. Quarterbacks and wide receivers often wear towels tucked into their waists to wipe their hands clean of mud and moisture.



## Chapter 3

# Rules and Regulations

---

### *In This Chapter*

- ▶ Keeping time in a game
  - ▶ Tossing the coin
  - ▶ Understanding the down system
  - ▶ Scoring via touchdowns, field goals, and other methods
  - ▶ Defining the roles of all the officials
  - ▶ Interpreting all those referee signals
  - ▶ Calling penalties, from offside to personal fouls
- 

**F**ootball is a pretty complicated game. There are 22 players on the field at all times, plus a host of officials — not to mention all those people running around on the sidelines. But once you figure out who's supposed to be where, and what they're supposed to be doing there, a football game is pretty easy to follow.

This chapter walks you through all the phases of a game, from the coin toss to the opening kickoff to halftime to the time when the fat lady sings. It also explains how the clock works, how you score points, what the officials do, what every penalty means, and much more.

## *The Clock Is Ticking*

To keep things in small, easily digestible chunks, every football game is divided into *quarters*. In college and pro football, each quarter lasts 15 minutes; high schools use 12-minute quarters. After the second quarter comes halftime, which is generally a 15-minute break that gives players time to rest and allows bands and cheerleaders time to perform (it also gives fans time to go get a hot dog). There are often halftime ceremonies in which coaches, players, or alumni are honored.



The game clock doesn't run continuously throughout those 15- or 12-minute quarters, though. (If it did, when would they show the TV commercials?) The clock stops for the following reasons:

- ✓ Either team calls a timeout. Teams are allowed three timeouts per half. Consecutive team timeouts can be taken, but the second timeout is reduced from a full minute to 40 seconds.
- ✓ A quarter ends. The stoppage in time enables teams to change which goal they will defend (they change sides at the end of the first and third quarters).
- ✓ The quarterback throws an incomplete pass.
- ✓ The ball carrier goes out of bounds.
- ✓ A player from either team is injured during a play.
- ✓ An official signals a penalty by throwing a flag.
- ✓ The officials need to measure whether the offense has gained a first down or need to take time to *spot*, or place, the ball correctly on the field.
- ✓ Either team scores a touchdown, field goal, or safety.
- ✓ The ball changes possession via a kickoff, a punt, a turnover, or a team failing to have advanced the ball 10 yards in four downs.
- ✓ The offense gains a first down (college and high school only).
- ✓ Two minutes remain in the period (NFL only).
- ✓ A coach has challenged a referee's call, and the referees are reviewing the call (NFL only).



Unlike college and professional basketball, where a shot clock determines how long the offense can keep possession of the ball, in football the offense can keep the ball as long as it keeps making first downs (which I explain a little later in this chapter). However, the offense has 40 seconds from the end of a given play, or a 25-second interval after official stoppages (such as replacing a wet ball with a dry one), to get in the proper position after an extremely long pass gain. If the offense doesn't snap the ball in that allotted time, it's penalized 5 yards and must repeat the down. (You can find detailed information about how penalties work in the section "Penalties and other violations," later in this chapter.)

With the exception of the last two minutes of the first half and the last five minutes of the second half of an NFL game, the game clock is restarted after a kickoff return, after a player goes out of bounds on a play, or after a declined penalty.



## Getting a Game Started

Every football contest starts with a *coin toss*. Selected members of each team (called *captains*) come to the center of the field, where the referee holds a coin. In the NFL, the coin toss is restricted to three captains from each team. In college football, four players may participate. However, only one player from the visiting team calls heads or tails, and that player must do so before the official tosses the coin into the air (hence the name *coin toss*). If that player calls the toss correctly, his team gets to choose one of two privileges:

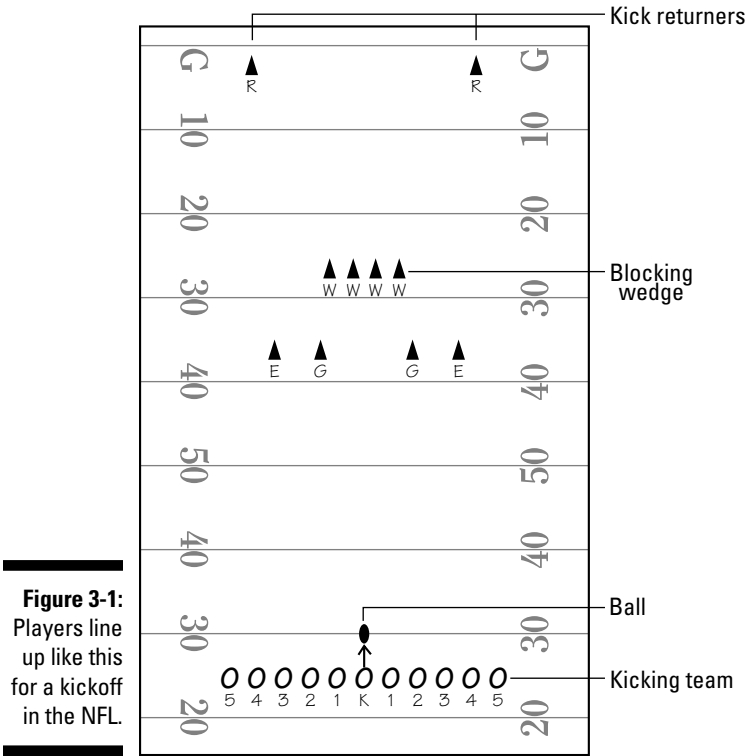
- ✔ **Which team receives the kickoff:** Generally, teams want to start off the game on offense and have the opportunity to score as early as possible, so the team who wins the toss usually opts to receive. They're known as the *receiving team*. The referee, swinging his leg in a kicking motion, then points to the other team's captains as the *kicking team*.
- ✔ **Which goal his team will defend:** Instead of receiving the kickoff, the captain may elect to kick off and choose a goal to defend. Captains sometimes do this if they believe that weather will be a factor. For example, in choosing which goal to defend, the player believes that his team will have the wind at its back for the second quarter and the crucial final quarter of the game.

The team that loses the toss is obviously stuck with the other option. Of course, if the winning captain chooses to receive the ball, the losing captain does have the choice of which goal to defend.



The team that earns the right to receive the ball gets the ball via a *kickoff*. To perform this kickoff, the kicking team's *placekicker* places the ball in a holder (called a *tee*, which is 1 inch tall in the NFL and 2 inches tall in high school and college) on his team's 30-yard line (NFL), 35-yard line (college), or 40-yard line (high school). The kicker then runs toward the ball and kicks it toward the other team. Figure 3-1 shows how teams typically line up for a kickoff.

At the far end of the field from the kicker, one or more *returners* from the other team await the kickoff. The returner's goal is to catch the ball and score a touchdown or run the ball as far back toward the opponents' goal line as he can. After the return is complete, the first set of *downs* begins.



**Figure 3-1:** Players line up like this for a kickoff in the NFL.

## Downs, Yardage, and Stuff

Watching a game in which the offense keeps running plays but never goes anywhere would be really boring. To prevent that, the fathers of football created the *down* system. The offense has four downs (essentially four plays) to go 10 yards. If the offensive team advances the ball at least 10 yards in four tries or fewer, it receives another set of four downs. If the offense has failed to advance 10 yards after three tries, the team usually *punts* the ball on the fourth down (a punt is a kick to the opponent without the use of a tee). The other team then begins with its own set of four downs, traveling in the opposite direction.



You may hear TV commentators use the phrase “three and out.” What they mean is that a team has failed to advance the ball 10 yards (probably on more than one *possession*, or turn on offense) and has to punt the ball. You don’t want your team to go three and out very often. But you do want to earn lots of *first downs*, which you get after your team advances the ball 10 yards or more in the allotted four downs. Getting lots of first downs usually translates to more scoring opportunities, which are definitely good things.

Football has its own lingo to explain the offense's progress toward a first down. A first down situation is also known as a "first and 10," because the offense has 10 yards to go to gain a first down. If your offense ran a play on first down in which you advanced the ball 3 yards, your status would be "second and 7"; you're ready to play the second down, and you now have 7 yards to go to gain a first down. Unless something really bad happens, the numbers here stay under 10, so the math is pretty simple.



As a viewer, you aren't expected to just remember what down it is and how many yards the offense needs to advance to gain a first down. Football makes it easy by providing people and signs to help you keep track. On the home sideline opposite the press box is a group of three people, known as the *chain gang* or *chain crew*, who hold three 8-foot-high poles. Here's an explanation of that crew:

- ✔ Two people called *rodmen* hold metal rods, with Xs at the top, connected by a thin metal chain that stretches exactly 10 yards when the two rods are thoroughly extended. One rod marks where the possession begins, and the other extends to where the offensive team must go in order to make another first down.
- ✔ The third person, known as the *boxman*, holds a marker that signifies where the ball is and what down it is. Atop this rod is the number 1, 2, 3, or 4, designating whether it is the first, second, third, or fourth down.
- ✔ In all NFL stadiums, a person also marks where the *drive* began (that is, where the offensive team assumed possession of the ball). Many high school and college fields don't have these markers.

Whenever there's a critical measurement for a first down, the chain crew is brought to the hash marks nearest where the ball is positioned, and the officials use the rods to measure whether the offense has obtained a first down. The home team supplies the chain crew and also the *ball boys*, who are responsible for keeping the balls clean and free of excessive moisture.

Thanks to the miracle of technology, determining where a team has to advance the ball to get a first down is easier than ever — but only if you're watching television. On the TV screen during a game, you'll see an electronic line down the middle of the field that marks where a team must go to get a first down.

## How You Score Points

When a team has possession of the football, it can score points in several ways — and scoring points, after all, is the object of the game (more importantly, to score more points than the other team!). This section explains each method of scoring.

## Touchdowns



A touchdown is worth six points — the ultimate goal. A team scores a touchdown, plus the loudest cheers from fans, when an offensive player carrying the ball, or a defensive player who has obtained the ball from the other team after recovering a fumble or intercepting a pass, advances from anywhere on the field and breaks the plane of his opponents' goal line with the ball.

(*Breaking the plane* means that a ball carrier can soar over the goal line in midair and have his efforts count for a touchdown, even if he's hit in midair and lands back on the 1-yard line, as long as the ball crosses the plane.)

Figure 3-2 shows Steelers' quarterback Ben Roethlisberger leaping across the goal line for a touchdown.

A team is also awarded a touchdown when any player who's inbounds catches or recovers a loose ball behind his opponents' goal line. This sort of touchdown can occur on a kickoff, a punt, or a fumble.

**Figure 3-2:**  
Ben Roethlisberger, quarterback for the Pittsburgh Steelers, dives for a touchdown during the NFL's Super Bowl XL in 2006.



Photo credit: © Shaun Best/Reuters/Corbis

## *Extra points and two-point conversions*

A try for an *extra point*, also known as a *point after a touchdown* (or *PAT*), is attempted during the scrimmage down that's awarded after a touchdown. The extra point is successful when the kicker kicks the ball between the uprights of the goalpost and above the crossbar, provided that the ball was snapped 2 yards away from the opponents' goal line (or 3 yards away in high school or college). Teams should almost always make their extra point attempts — especially above the high school level — because the kick is a fairly easy one. (See Chapter 2 for more information about the goalposts.)

When a team is feeling particularly confident — or desperate — it might attempt a *two-point conversion* after scoring a touchdown. (Chapter 8 talks about situations in which a coach might decide to have his team “go for two.”) Two-point conversions, which were added to the NFL for the 1994 season, have always been a part of high school and college football. The offense gets the ball on the 2-yard line (the 3-yard line in high school and college) and must advance the ball across the goal line, or break the plane, as if scoring a touchdown. In the NFL, the try (called a *conversion attempt*) is over when the officials rule the ball dead or if a change of possession occurs (the defense intercepts a pass or recovers a fumble). In college, the defensive team can return a fumble or interception to its opponent's end zone and score two points.

## *Field goals*

A *field goal*, often the consolation prize for an offense that tries to score a touchdown but stalls within its opponent's 30-yard line, is worth three points. A team scores a field goal when a kicker boots the ball entirely through the uprights of the goalpost without touching either the ground or any of his teammates on the offensive team. The kicked ball must travel between the uprights and above the crossbar of the goalpost.



You get the distance of a field goal by adding 10 yards (the distance from the goal line to where the goalposts are placed) to the yard line from which the ball is kicked. Or simply add 17 to the number of yards that the offense would have to advance to cross the goal line (the extra seven yards represents the typical distance of a snap for a field goal attempt). For example, if the offense is on its opponents' 23-yard line, a field goal attempt would be 40 yards.

## Safeties

A *safety* is worth two points. The important factor in a safety is *impetus*, which is the action of an offensive player that gives the ball momentum. For example, if a ball carrier retreats from the field of play into his own end zone and is downed there, the ball carrier provided the impetus. A defensive player can never push a ball carrier a yard back into the end zone and then be awarded a safety. Only the ball carrier can provide the impetus.

A safety is awarded to the opposing team if the defending team sends the ball into its opponent's end zone and the ball becomes dead without changing possession. This occurs when a quarterback, running back, or receiver is tackled with the ball in his own end zone or goes out of bounds behind the goal line. A safety also is awarded when the offensive team commits a penalty (say, holding a defensive player who's preparing to tackle the ball carrier in the end zone) that would otherwise require it to have the ball marked in its own end zone.

A safety is also awarded when a blocked punt goes out of the kicking team's end zone. And when the receiver of a punt muffs the ball and then, when trying to retrieve the ball, forces or illegally kicks it into the end zone (creating new impetus) and it goes out of the end zone, the defensive team is given a safety. If a muffed ball is kicked or forced into the end zone and then recovered there by a member of the receiving team, the defensive team is awarded a safety.

## The Roles of the Officials



Officials play many important roles in a football game. In fact, they basically have control of every game. For example:

- ✓ They're responsible for any decision involving the application of a rule, its interpretation, or its enforcement.
- ✓ They keep players from really hurting each other and making other illegal actions.
- ✓ They enforce and record all fouls and monitor the clock (the stadium clock, operated by a timekeeper in the press box, is the official timekeeper) and all timeouts that are charged.

All officials carry a whistle and a weighted, bright yellow flag, which they throw to signal that a penalty has been called on a particular play. In the event that an official throws his yellow flag during a play and then sees yet another penalty, he throws his hat.

Officials are part-time workers for NFL, college, and high school football. They're paid for working the game and are given travel expenses. In the NFL and in college football, the work can be financially rewarding. For instance, depending on seniority and experience, these officials may earn between \$25,000 and \$80,000 a season. High school officials, on the other hand, aren't paid nearly as well and do it for the love of the game.

## *The officials' lineup*

If you want, you can just call them “the officials,” or — if you're in a particularly belligerent mood — you can call them “the idiots who aren't even qualified to officiate a peewee football game.” Either way, true diehards know that each of the seven officials (five or six at some levels) has a different title and task. The following sections explain who they are and what they do.

### *Referee*

The *referee* has general oversight and control of the game. He's the final authority for the score, for the number of a down in case of a disagreement, and for all rule interpretations when a debate arises among the other officials. Although some players and coaches consider the referee a bad guy, he's the only official who wears a white hat. (All the other officials wear black hats.)

The referee announces all penalties and confers with the offending team's captain, explaining the penalty. Before the snap of the ball, he positions himself in the offensive backfield, 10 to 12 yards behind the line of scrimmage, and favors the right side if the quarterback is right-handed (and, of course, the left side if the quarterback is left-handed). The referee also monitors any illegal hits on the quarterback, such as *roughing the passer* (you can read more about this penalty in Chapter 5). He follows the quarterback throughout the game and watches for the legality of blocks made near him.

At the end of any down, the referee can request the head linesman (see the upcoming section “Head linesman” for details) and his assistants to bring the yardage chains onto the field to determine whether the ball has reached the necessary line for a new first down. The referee also notifies the head coach when any player is disqualified for unnecessary roughness or unsportsmanlike conduct and tells the coach on whom each penalty is called.

### *Umpire*

The *umpire* is responsible for the legality of the players' equipment and for watching all play along the *line of scrimmage*, the division line between the offensive and defensive players. He makes sure that the offensive team has no more than 11 players on the field prior to the snap of the ball. At the start of a play, he positions himself 4 to 5 yards off the line of scrimmage on the

defensive side of the ball. Consequently, if he's not quick on his feet, the umpire is the official most likely to be trampled by oncoming players, especially ball carriers running up the middle.

Because he's responsible for monitoring the legality of all contact between the offensive and defensive linemen, this official calls most of the holding penalties. He also assists the referee on decisions involving possession of the ball in close proximity to the line of scrimmage. He records all timeouts, the winner of the coin toss, and all scores, and he makes sure that the offensive linemen don't move downfield illegally on pass plays. Finally, when it's raining, the umpire dries the wet ball prior to the snap.

### ***Head linesman***

The *head linesman* sets up on the side of the field designated by the referee. He straddles the line of scrimmage and watches for encroachment, offside, illegal men downfield, and all the other line-of-scrimmage violations. He's also responsible for ruling on all out of bounds plays to his side of the field.

The linesman is responsible for the chain crew and grabs the chain when measuring for a first down. He's usually the official who runs in after a play is whistled dead and places his foot to show where forward progress was made by the ball carrier at the end of the play. He assists the line judge (who stands opposite the head linesman) with illegal motion calls and any illegal shifts or movement by running backs and receivers to his side. Also, during kicks or passes, he checks for illegal use of hands, and he must know who the eligible receivers are prior to every play. (For more information about these violations, see "Penalties and other violations" later in this chapter.)

### ***Line judge***

The *line judge* lines up on the opposite side of the field from the head linesman and serves as an overall helper while being responsible for illegal motion and illegal shifts. He assists the head linesman with offside and encroachment calls. He assists the umpire with holding calls and watching for illegal use of hands on the end of the line, especially during kicks and pass plays. He assists the referee with calls regarding false starts and forward laterals behind the line of scrimmage. He also makes sure that the quarterback hasn't crossed the line of scrimmage prior to throwing a forward pass. On punts, he remains on the line of scrimmage to make sure that none of the ends move downfield prior to the ball being kicked.

One of the line judge's most important jobs is supervising the timing of the game. If the game clock becomes inoperative, he assumes the official timing on the field. He advises the referee when time has expired at the end of a



period. In the NFL, the line judge signals the referee when two minutes remain in a half, stopping the clock for the two-minute warning. The *two-minute warning* was devised to essentially give the team in possession of the ball another timeout. In the NFL, the referee has more jurisdiction over stopping the clock, thus allowing more time for the offensive team to run its plays. The line judge also supervises substitutions made by the team seated on his side of the field. During halftime, he notifies the home team's head coach when five minutes remain before the start of the second half.

### ***Back judge***

The *back judge* has similar duties to the field judge (see the following section) and sets up 20 yards deep on the defensive side to the wide receiver side of the field. He makes sure that the defensive team has no more than 11 players on the field and is responsible for all eligible receivers to his side.

After the receivers have cleared the line of scrimmage, the back judge concentrates on action in the area between the umpire and the field judge: It's vital that he's aware of any passes that are trapped by receivers. He makes decisions involving catching, recovery, or illegal touching of loose balls beyond the line of scrimmage. He rules on the legality of catches or pass interference. He also rules on whether a receiver is interfered with, or whether a receiver has possession of the ball before going out of bounds.

The back judge calls clipping when it occurs on punt returns. During field goal and extra point attempts, he and the field judge stand under the goalpost and rule on whether the kicks are good.

### ***Field judge***

The *field judge* lines up 20 yards downfield on the home team's side of the field. In the NFL, he's responsible for the 40/25 second clock. (When a play ends, the team with the ball has 40 seconds in which to begin another play or it's penalized for delay of game. If stoppage occurs due to a change of possession, a timeout, an injury, a measurement, or any unusual delay that interferes with the normal flow of play, a 25-second interval exists between plays.)

The field judge also counts the number of defensive players. He's responsible for forward passes that cross the defensive goal line and any fumbled ball in his area. He also watches for pass interference, monitoring the tight end's pass patterns, calling interference, and making decisions involving catching, recovery, out-of-bounds spots, or illegal touching of a fumbled ball after it crosses the line of scrimmage. He also watches for illegal use of hands by the offensive players, especially the ends and wide receivers, on defensive players to his side of the field.

### *Side judge*

With teams passing the ball more often, the *side judge* was added in 1978 as the seventh official for NFL games. Some high school games are played without a side judge, but, like the NFL, college teams have adopted the use of the seventh judge. The side judge is essentially another back judge who positions himself 20 yards down field from the line of scrimmage and opposite the field judge. He's another set of eyes monitoring the legalities downfield, especially during long pass attempts. On field goal and extra point attempts, he lines up next to the umpire under the goalpost and decides whether the kicks are good.

## *The instant replay challenge system*

Starting in 1999, the NFL resurrected the instant replay challenge system (the system was tried in the late 1980s and early 1990s, but it was deemed too controversial). The NCAA started using the instant replay challenge system in 2004. Under the system, a coach who disagrees with a call can ask the referees to review it by instant replay. Coaches can challenge up to two calls per game. However, if they challenge a call and the referees decide after reviewing it that the call stands, the team that issued the challenge loses a timeout. To challenge a call, the coach must make the challenge before the ball is snapped and the next play begins. To signal a challenge, the coach throws a red flag onto the field of play. Usually, coaches wait for the replay to be reviewed in the coaches' booth upstairs, or they view the play on the stadium's big screen before issuing a challenge.

Supporters of instant replay challenges say that challenges make the game fairer. The speed of modern games puts a real strain on a referee's ability to make accurate calls. Instant replay challenges offer teams an opportunity to reverse the occasional bad call. Detractors say that instant replay challenges slow down the game. As well as the usual interruptions for timeouts, clock stoppages, and penalties, instant replay challenges take away the very thing that fans love most about football — its speed and excitement.







## *Penalties and other violations*



A *penalty* is an infraction of the rules. Without rules, a football game would evolve into total chaos because the game is so physically demanding and the collisions are so intense. A dirty deed or a simple mistake (like a player moving across the line of scrimmage prior to the ball being snapped) is a penalty. There are over 100 kinds of penalties or rule violations.








Because it's awfully hard to yell loud enough that a stadium full of people can hear you, the referee uses a set of signals to inform everyone of penalties and other bad things that have transpired on the field. Referees give signals for all









scoring plays, penalties, and play stoppages in order to communicate with the game's timekeepers. Table 3-1 shows what these signals look like and explains what they mean.

<b>Table 3-1 Penalties and Violations</b>	
<i>Signal</i>	<i>What It Means</i>
	<b>Touchdown.</b> The referee extends his arms straight above his head to signify that a touchdown was scored. He also uses this signal to tell the offensive team that it successfully converted a field goal, extra point, or two-point conversion.
	<b>Safety.</b> The referee puts his palms together above his head to show that the defensive team scored a safety. Look for this signal whenever the offense is operating near its own goal line with the quarterback and running backs actually lined up in the end zone.
	<b>First down.</b> When the offensive team gains enough yardage for a first down, the referee points with his right arm at shoulder length toward the defensive team's goal.
	<b>Stop the clock.</b> The referee raises one arm above his head with an open palm to signify that there is excessive crowd noise in the stadium, telling the timekeeper to stop the clock. This signal also means that the ball is dead (the play is over) and that the neutral zone has been established along the line of scrimmage.
	<b>Fourth down.</b> The referee raises one arm above his head with his hand in a closed fist to show that the offense is facing fourth down.
	<b>Illegally touched ball.</b> The referee uses the fingertips of both hands and touches his shoulders to signal that the ball was illegally touched, kicked, or batted.

(continued)









**Table 3-1 (continued)**

<i>Signal</i>	<i>What It Means</i>
	<b>Timeout.</b> The referee signals a timeout by waving his arms and hands above his head. The same signal, followed by the referee placing one hand on top his head, means that it's an official timeout, or a referee-called timeout. The referee makes the same signal when a ball is kicked into the end zone and not returned, declaring it a touchback. He waves his arms, followed by swinging one arm out from his side.
	<b>Clock doesn't stop.</b> When the referee moves an arm clockwise in a full circle in front of himself, he's informing the offensive team that it has no timeouts, or that the ball is in play and that the timekeeper should keep the clock moving.
	<b>Delay of game.</b> The referee signals a delay of game by folding his arms in front of his chest. This signal also means that a team called a timeout when it had already used all its allocated timeouts.
	<b>False start/illegal formation.</b> The referee rotates his forearms over and over in front of his body to signify a false start, an illegal formation, or that the kickoff or the kick following a safety is ruled out of bounds.
	<b>Personal foul.</b> The referee raises his arms above his head and strikes one wrist with the edge of his other hand to signify a personal foul. If the personal foul signal is followed by the referee swinging one of his legs in a kicking motion, it means roughing the kicker. If the signal is followed by the referee simulating a throwing motion, it means roughing the passer. Finally, if the signal is followed by the referee pretending to grab an imaginary face mask, it's a major face mask penalty, which is worth 15 yards.
	<b>Holding.</b> The referee signals a holding penalty by grabbing one wrist with the clenched fist of his other hand and pulling his arm down in front of his chest.
	<b>Illegal use of hands.</b> The referee grabs one wrist and extends the open hand of that arm forward in front of his chest to signal illegal use of the hands, arms, or body.

<i>Signal</i>	<i>What It Means</i>
	<p><b>Incomplete pass.</b> The referee shifts his arms in a horizontal fashion in front of his body to signal that the pass is incomplete, a penalty is declined, a play is over, or a field goal or extra point attempt is no good.</p>
	<p><b>Juggled pass.</b> The referee gestures with his open hands in an up-and-down fashion in front of his body to show that the pass was juggled in-bounds and caught out of bounds. This signal follows the incomplete pass signal.</p>
	<p><b>Illegal forward pass.</b> The referee puts one hand behind his back waist-high to signal an illegal forward pass. The referee then makes the loss of down signal.</p>
	<p><b>Intentional grounding.</b> The referee waves both his arms in a diagonal plane across his body to signal intentional grounding of a forward pass. This signal is followed by the loss of down signal.</p>
	<p><b>Interference.</b> The referee, with open hands vertical to the ground, extends his arms forward from his shoulders to signify pass interference or interference of a fair catch of a punted ball.</p>
	<p><b>Invalid fair catch.</b> The referee waves one hand above his head to signal an invalid fair catch of a kicked ball.</p>
	<p><b>Ineligible player downfield.</b> The referee places his right hand on top of his head or cap to show that an ineligible receiver on a pass play was downfield early or that an ineligible member of the kicking team was downfield too early.</p>
	<p><b>Illegal contact.</b> The referee extends his arm and an open hand forward to signal that illegal contact was made.</p>

(continued)

**Table 3-1 (continued)**

<i>Signal</i>	<i>What It Means</i>
	<b>Encroachment.</b> The referee places his hands on his hips to signal that an offside, encroachment, or neutral zone infraction occurred.
	<b>Illegal motion.</b> The referee flattens out his hand and makes a horizontal arc with it to show that the offensive team made an illegal motion at the snap or prior to the snap of the ball.
	<b>Loss of down.</b> The referee places both hands behind his head to signal a loss of down.
	<b>Illegal push.</b> The referee uses his hands in a pushing movement with his arms below his waist to show that someone on the offensive team pushed or illegally helped a ball carrier.
	<b>Illegally touched pass.</b> The referee is sideways and uses a diagonal motion of one hand across another to signal an illegal touch of a forward pass or a kicked ball from scrimmage.
	<b>Unsportsmanlike conduct.</b> The referee puts his arms outstretched with palms down to signal an unsportsmanlike conduct penalty.
	<b>Illegal cut block.</b> From the side, the referee uses both hands to strike the front of his thighs to signal that a player made an illegal cut block. When he uses one hand to strike the front of his thigh, preceded by a personal foul signal, he means that an illegal block below the waist occurred. When he uses both hands to strike the sides of his thighs, preceded by a personal foul signal, he means that an illegal chop block occurred. Finally, when he uses one hand to strike the back of his calf, preceded by a personal foul signal, he means that an illegal clipping penalty occurred.
	<b>Illegal crackback block.</b> The referee strikes with an open right hand around the middle of his right thigh, preceded by a personal foul signal, to signal an illegal crackback block.

<i>Signal</i>	<i>What It Means</i>
 A cartoon referee in a striped shirt and tie, pointing his right hand forward with the thumb extended and fingers curled.	<b>Player ejected.</b> The referee clenches his fist with the thumb extended, a gesture also used in hitchhiking, to signal that a player has been ejected from the game.
 A cartoon referee in a striped shirt and tie, standing with his right foot behind the heel of his left foot.	<b>Tripping.</b> The referee repeats the action of placing the right foot behind the heel of his left foot to signal a tripping penalty.
 A cartoon referee in a striped shirt and tie, holding his right hand palm up, moving it back and forth above his head.	<b>Uncatchable pass.</b> The referee holds the palm of his right hand parallel to the ground and moves it back and forth above his head to signal that a forward pass was uncatchable and that no penalty should be called.
 A cartoon referee in a striped shirt and tie, placing both hands on top of his head.	<b>Illegal substitution.</b> The referee places both hands on top of his head to signal that a team made an illegal substitution or used too many men on the field on the preceding play.
 A cartoon referee in a striped shirt and tie, holding his right hand in front of his face and making a downward pulling motion.	<b>Face mask.</b> The referee gestures with his hand in front of his face and makes a downward pulling motion to signal that a player illegally grabbed the face mask of another player.
 A cartoon referee in a striped shirt and tie, using both arms and hands in a horizontal arc in front of his body.	<b>Illegal shift.</b> The referee uses both arms and hands in a horizontal arc in front of his body to signal that the offense used an illegal shift prior to the snap of the ball.
 A cartoon referee in a striped shirt and tie, making an open palm with his right hand and pumping that arm vertically into the air.	<b>Reset 25-second clock.</b> The referee makes an open palm with his right hand and pumps that arm vertically into the air to instruct the timekeeper to reset the 25-second play clock.
 A cartoon referee in a striped shirt and tie, with the palms of both hands open, pumping both arms vertically into the air.	<b>Reset 40-second clock.</b> With the palms of both hands open, the referee pumps both arms vertically into the air to instruct the timekeeper to reset the 40-second play clock.



The rest of this chapter walks you through the specific penalties and their ramifications. I warn you, though: This stuff can get pretty complicated. You may want to read through Parts II and III to get a handle on the offense and defense first if you're a beginner and really want to understand this stuff. If you have trouble with a particular term, turn to the glossary at the back of the book. By the way, I describe how these penalties are called and enforced in the NFL. Some of these penalties are slightly different in the college ranks.

### *Five-yard penalties*

The following common penalties give the offended team an additional 5 yards. Some of these penalties, when noted, are accompanied by an automatic first down.

- ✔ **Defensive holding or illegal use of the hands:** When a defensive player tackles or holds an offensive player other than the ball carrier. Otherwise, the defensive player may use his hands, arms, or body only to protect himself from an opponent trying to block him in an attempt to reach a ball carrier. The penalty is 5 yards and an automatic first down.
- ✔ **Delay of game:** When the offense fails to snap the ball within the required 40 or 25 seconds, depending on the clock. If the defense repeatedly charges into the neutral zone prior to the snap, the referee can call a delay of game penalty, which brings an automatic first down. The ref can also call this penalty when a team fails to play when ordered (because, for example, the players are unsure of the play called in the huddle), a runner repeatedly attempts to advance the ball after his forward progress is stopped, or a team takes too much time assembling after a timeout.
- ✔ **Delay of kickoff:** Failure of the kicking team to kick the ball after being ordered to do so by the referee.
- ✔ **Encroachment:** When a player enters the neutral zone and makes contact with an opponent before the ball is snapped.
- ✔ **Excessive timeouts:** When a team calls for a timeout when it has already used its three timeouts allotted for the half.
- ✔ **Failure to pause for one second after the shift or huddle:** When any offensive player doesn't pause for at least one second after going into a set position. The offensive team also is penalized when it's operating from a no-huddle offense and immediately snaps the ball without waiting a full second after assuming an offensive set.
- ✔ **Failure to report change of eligibility:** When a player fails to inform an official that he has entered the game and will be aligned at a position he normally doesn't play, like an offensive tackle lined up as a tight end. In the NFL, all players' jersey numbers relate to the offensive positions they play; consequently, the officials and opposing team know when it's illegal for a player wearing a number 60 through 79 (offensive linemen generally wear these numbers) to catch a pass.



- ✔ **False start:** When an interior lineman of the offensive team takes or simulates a three-point stance and then moves prior to the snap of the ball. The official must blow his whistle immediately. A false start is also whistled when any offensive player makes a quick, abrupt movement prior to the snap of the ball.
- ✔ **Kickoff goes out of bounds between the goal lines and isn't touched:** When the kicking team fails to keep its kick in-bounds, it's penalized 5 yards and must rekick. If the ball goes out of bounds a second time, the receiving team can start on offense where the ball went out of bounds or it can start 30 yards from where the ball was kicked.
- ✔ **Forward pass is first touched by an eligible receiver who has gone out of bounds and returned:** An offensive player isn't allowed to leave the field of play (even if shoved out), return inbounds, and still be an eligible receiver.
- ✔ **Forward pass is thrown from behind the line of scrimmage after the ball crosses the line of scrimmage:** Players aren't allowed to catch a pass, run past the line of scrimmage, and then retreat behind the line of scrimmage and attempt another pass. However, they are permitted to throw the ball to another player, provided that the ball isn't thrown forward. A ball thrown this way is called a *lateral*.
- ✔ **Forward pass touches or is caught by an ineligible receiver on or behind the line of scrimmage:** When an offensive lineman catches a pass that isn't first tipped by a defensive player.
- ✔ **Grasping the face mask of the ball carrier or quarterback:** When the face mask is grabbed unintentionally and the player immediately lets go of his hold, not twisting the ball carrier's neck at all.
- ✔ **Illegal formation:** When the offense doesn't have seven players on the line of scrimmage. Also, running backs and receivers who aren't on the line of scrimmage must line up at least 1 yard off the line of scrimmage and no closer, or the formation is considered illegal.
- ✔ **Illegal motion:** When an offensive player, such as a quarterback, running back, or receiver, moves forward toward the line of scrimmage moments prior to the snap of the ball. Illegal motion is also called when a running back is on the line of scrimmage and then goes in motion prior to the snap. It's a penalty because the running back wasn't aligned in a back-field position.
- ✔ **Illegal return:** When a player returns to the field after he has been disqualified. He must leave the bench area and go to the locker room within a reasonable time.
- ✔ **Illegal substitution:** When a player enters the field during a play. Players must enter only when the ball is dead. If a substituted player remains on the field at the snap of the ball, his team is slapped with an unsportsmanlike penalty. If the substituted player runs to the opposing team's bench area in order to clear the field prior to the snap of the ball, his team incurs a delay of game penalty.

- ✔ **Ineligible member(s) of kicking team going beyond the line of scrimmage before the ball is kicked:** In the NFL, only the two players aligned at least 1 yard outside the end men are allowed to go downfield when the ball is snapped to the kicker. All the other players must remain at the line of scrimmage until the ball is kicked.
- ✔ **Ineligible player downfield during a pass down:** When any offensive linemen are more than 2 yards beyond the line of scrimmage when a pass is thrown downfield.
- ✔ **Invalid fair catch signal:** When the receiver simply extends his arm straight up. To be a valid fair catch signal, the receiver must fully extend his arm and wave it from side to side.
- ✔ **Fewer than seven men on the offensive line when the ball is snapped:** This formation is illegal.
- ✔ **Loss of team timeout(s) or 5-yard penalty on the defense for excessive crowd noise:** This penalty is called when the quarterback informs the referee that the offense can't hear his signals because of crowd noise. If the referee deems it reasonable to conclude that the quarterback is right, he signals a referee's timeout and asks the defensive captain to use his best influence to quiet the crowd. If the noise persists, the referee uses his wireless microphone to inform the crowd that continued noise will result in either the loss of an existing timeout or, if the defensive team has no timeouts remaining, a 5-yard penalty.
- ✔ **More than one man in motion at the snap of the ball:** In the Canadian Football League, two offensive players are allowed to be in motion at the same time, but having two men in motion at the same time is illegal on all levels of football in the United States. However, two players can go in motion prior to the snap of the ball. But before the second player moves, the first player must be set for a full second.
- ✔ **More than 11 players on the field at the snap:** Teams are penalized for having more than 11 players on the field at any time when the ball is live. The offense receives an automatic first down if the penalty is committed by the defensive team.
- ✔ **Neutral zone infraction:** When a defensive player moves beyond the neutral zone prior to the snap and continues unabated toward the quarterback or kicker even though no contact is made by a blocker. If a defensive player enters the neutral zone prior to the snap and causes an offensive player to react immediately and prior to the snap, he has committed a neutral zone infraction.
- ✔ **Offside:** A player is offside when any part of his body is beyond the line of scrimmage or free kick line when the ball is put into play.

- ✔ **Player out of bounds at the snap:** When one of the 11 players expected to be on the field runs onto the field of play after the ball is snapped.
- ✔ **Running into the kicker or punter:** This is a 5-yard penalty. However, a defender isn't penalized for running into the kicker if the contact is incidental and occurs after he has touched the ball in flight. It also isn't a penalty if the kicker's own motions cause the contact, or if the defender is blocked into the kicker, or if the kicker muffs the ball, retrieves it, and then kicks it.
- ✔ **Second forward pass behind the line of scrimmage:** The offensive team is allowed to attempt only one forward pass during each play from scrimmage.
- ✔ **Shift:** This is movement by an offensive player from one position on the field to another. After a team huddles, the offensive players must come to a stop and remain stationary for at least one second before going in motion. If an offensive player who didn't huddle is in motion behind the line of scrimmage at the snap of the ball, it's an illegal shift.

### *Ten-yard penalties*

These penalties cost the offending team 10 yards:

- ✔ **Deliberately batting or punching a loose ball:** When a player bats or punches a loose ball toward an opponent's goal line, or in any direction if the loose ball is in either end zone. An offensive player can't bat forward a ball in a player's possession or a backward pass in flight. (The sidebar "The Holy Roller" explains the genesis of this rule.)
- ✔ **Deliberately kicking a loose ball:** When a player kicks a loose ball in the field of play or tries to kick a ball from a player's possession. The ball isn't dead when an illegal kick is recovered, however.
- ✔ **Helping the runner:** When a member of the offensive team pushes or pulls a runner forward when the defense has already stopped his momentum.
- ✔ **Holding, illegal use of the hands, arms, or body by the offense:** When an offensive player uses his hands, arms, or other parts of his body to hold a defensive player from tackling the ball carrier. The penalty is most common when linemen are attempting to protect the quarterback from being tackled for a loss (sacked) behind the line of scrimmage. The defense is also guilty of holding when it tackles or prevents an offensive player, other than the ball carrier, from moving downfield after the ball is snapped. On a punt, field goal attempt, or extra point try, the defense can't grab or pull an offensive blocker in order to clear a path for a teammate to block the kick or punt attempt.

- ✔ **Offensive pass interference:** When a forward pass is thrown and an offensive player physically restricts or impedes a defender in a manner that's visually evident and materially affects the opponent's opportunity to gain position to catch the ball. This penalty usually occurs when a pass is badly underthrown and the intended receiver must come back to the ball and interfere rather than watch the pass be intercepted.
- ✔ **Tripping a member of either team:** This penalty usually occurs close to the line of scrimmage when a lineman sees someone running past him and sticks out his leg, tripping the player.

### *Fifteen-yard penalties*

These are the penalties that make coaches yell at their players because they cost the team 15 yards — the stiffest penalties (other than ejection or pass interference) in football:

- ✔ **Any player using the top of the helmet unnecessarily (known as *spear-ing*):** When a player dives into a defenseless opponent, using the top of the helmet to tackle him violently.
- ✔ **A tackler using his helmet to butt, spear, or ram an opponent:** This action involves using the top or crown and forehead of the helmet, plus the face mask, to unnecessarily butt, spear, or ram an opponent. The officials monitor particular situations, such as
  - When a passer is in the act of throwing or has just released a pass
  - When a receiver is catching or attempting to catch a pass
  - When a runner is already in the grasp of a tackler
  - When a kick or punt returner is attempting to field a kick in the air
  - When a player is on the ground at the end of a play
- ✔ **A punter, placekicker, or holder who simulates being roughed by a defensive player:** When these players pretend to be hurt or injured or act like a defensive player caused them actual harm when the contact is considered incidental.
- ✔ **A defender who takes a running start from beyond the line of scrimmage in an attempt to block a field goal or point after touchdown and lands on players at the line of scrimmage:** This penalty prevents defensive players from hurting unprotected players who are attempting to block for their kicker.
- ✔ **Chop block:** When an offensive player blocks a defensive player at the thigh or lower while another offensive player occupies that same defensive player by attempting to block him or even simulating a blocking attempt.

## The Holy Roller

The rule that forbids offensive players from batting the ball forward came about after a controversial play that took place in a 1978 game between the Oakland Raiders and San Diego Chargers. Trailing the Chargers 20–14 with 10 seconds left in the game, and desperately needing a touchdown to win, Raider quarterback Ken “The Snake” Stabler deliberately fumbled the ball forward at the Charger 14 yard line. The ball bounced to the 8 yard line, where Raider Pete Banaszak swatted the ball across the goal line.

There, Raiders’ Hall of Fame tight end Dave Casper fell on the ball for a touchdown.

The controversial play became known as the “Holy Roller.” Said Oakland guard Gene Upshaw about the episode, “The play is in our playbook. It’s called ‘Win at Any Cost.’” Whatever you want to call the play, the NFL made it illegal to advance the ball by kicking or swatting it the following season.

- ✔ **Clipping below the waist:** When a player throws his body across the back of the leg(s) of an opponent or charges or falls into the back of an opponent below the waist after approaching him from behind, provided that the opponent isn’t a ball carrier or positioned close to the line of scrimmage. However, within 3 yards on either side of the line of scrimmage and within an area extended laterally to the original position of the offensive tackle, offensive linemen can block defensive linemen from behind.
- ✔ **Delay of game at the start of either half:** If the captains for either team (and they must be in uniform) fail to show up in the center of the field for the coin toss three minutes prior to the start of the game or the start of the second half, they lose the coin toss option and are penalized from the spot of the kickoff. The other team automatically gets the coin-toss choice.
- ✔ **Fair catch interference:** Except when a kick fails to cross the line of scrimmage or a player making a fair catch makes no effort to actually catch the ball, no player from the kicking team can impede the punt or kick returner or his path to the ball, or even touch the ball prior to it hitting the ground.
- ✔ **Illegal crackback block by the offense:** An offensive player who lines up more than 2 yards laterally outside an offensive tackle, or a player who’s in a backfield position at the snap and then moves to a position more than 2 yards laterally outside the tackle, may not clip an opponent anywhere. Nor may he contact an opponent below the waist if the blocker is moving toward the position from which the ball was snapped and the contact occurs within a 5-yard area on either side of the line of scrimmage.

- ✔ **Illegal low block:** Players on the receiving team are prohibited from blocking below the waist during a down in which a kickoff, safety kick, punt, field goal attempt, or extra point try occurs.
- ✔ **Piling on (automatic first down):** When a ball carrier is helpless or prostrate, defenders must refrain from jumping onto his body with excessive force with the possible intention of causing injury.
- ✔ **Roughing the kicker (automatic first down):** A defensive player may not make any contact with the kicker if the defensive player hasn't touched the kicked ball. Sometimes this penalty is committed by more than one defensive player as they attempt to block a kick or punt.
- ✔ **Roughing the passer (automatic first down):** The NFL wants to protect its star players, so this penalty is watched closely. Once the quarterback has released the ball, a defensive player may make direct contact with the quarterback only up through the rusher's first step after his release. Thereafter, the rusher must attempt to avoid contact and must not continue to "drive through" or forcibly contact the passer. The defensive player is called for roughing if he commits intimidating acts such as picking up the passer and stuffing him into the ground, wrestling with him, or driving him down after he has released the ball. Also, the defender must not use his helmet or face mask to hit the passer.
- ✔ **Twisting, turning, or pulling an opponent by the face mask:** Simply grasping an opponent's face mask is a 5-yard penalty. However, if the opponent grasps the face mask and then twists, turns, or pulls it, thus recklessly turning that player's head or neck, he's charged with a 15-yard penalty. If the referee considers the action flagrant, that player may be disqualified from the game.
- ✔ **Unnecessary roughness:** This penalty has different variations:
  - Striking an opponent above the knee with the foot, or striking any part of the leg below the knee with a whipping motion
  - Tackling the ball carrier when he's clearly out of bounds
  - A member of the receiving team going out of bounds and contacting a player on the kicking team
  - Diving or throwing one's body on the ball carrier when he's defenseless on the ground and is making no attempt to get up
  - Throwing the ball carrier to the ground after the play is ruled dead (which is when an official has blown the whistle)
- ✔ **Unsportsmanlike conduct:** This penalty applies to any act that's contrary to the generally understood principles of sportsmanship, including the use of abusive, threatening, or insulting language or gestures to opponents, officials, or representatives of the league; the use of baiting or taunting acts or words that engender ill will between teams; and unnecessary contact with any game official.

### *Specific pass-play penalties*

These penalties occur only when the offensive team has attempted a forward pass. Here are three of the most common penalties you see on pass plays:

- ✔ **Illegal contact:** A defensive player is penalized 5 yards for blocking a wide receiver who's at least 2 yards outside his own tackle unless the quarterback hands off the ball or is tackled. Also, once the receiver is 5 yards beyond the line of scrimmage, the defensive player can't grab, hold, or shove the receiver, thus knocking him off his intended pass route.
- ✔ **Intentional grounding:** This penalty, which is a loss of down and 10 yards from the preceding spot, is called when a passer, facing an imminent loss of yardage due to pressure from the defense, throws a forward pass without a realistic chance of completing it. If he throws such a pass in his own end zone, a safety (two points) is awarded to the defense. It is *not* intentional grounding when a passer, while out of the *pocket* (the protected area within the area of two offensive tackles), throws a pass that lands at or beyond the line of scrimmage with an offensive player having a realistic chance of catching the ball. When out of the pocket, the passer is allowed to throw the ball out of bounds.
- ✔ **Pass interference:** This penalty is given when a defensive player physically restricts or impedes a receiver in a visually evident manner and materially affects the receiver's opportunity to gain position or retain his position to catch the ball. This penalty is an automatic first down, and the ball is placed at the spot of the foul. If interference occurs in the end zone, the offense gets a first down on the 1-yard line. However, when both players are competing for position to make a play on the ball, the defensive player has a right to attempt to intercept the ball.





# Part II

# Go Offense

## The 5<sup>th</sup> Wave

By Rich Tennant



“Sure, you can call your own plays, as long as they fire you when we lose.”

## *In this part . . .*

**E**ven though I played defense throughout my football career, I admit that offense can be the more exciting half of the game, especially for fans who are new to the game. In this part, I talk about the “general” of the offense: the quarterback. If you’re ready to look a little deeper into the offense, this part also explains the two phases of offense: the passing game and the running game. Finally, I explain some common offensive plays and strategies that you see in football games at all levels.

## Chapter 4

# The Quarterback

---

### *In This Chapter*

- ▶ Understanding what a quarterback does
  - ▶ Recognizing the ingredients that make a good quarterback
  - ▶ Deciphering quarterback language and fundamentals
  - ▶ Figuring out a quarterback's rating
- 

**B**eing a former defensive player, I hate to admit that the quarterback is the most important player on a football team. My only consolation is that although quarterbacks command the highest salaries in the NFL, my fellow defensive linemen are number two on the list. That's because their job is to make the quarterback's life miserable. Quarterbacks get all the press during the week, and defensive guys knock the stuffing out of them on weekends.



I like my quarterback to be the John Wayne of the football team. He should be a courageous leader, one who puts winning and his teammates ahead of his personal glory. Joe Montana, who won four Super Bowls with the San Francisco 49ers, and John Elway, who won two Super Bowls with the Denver Broncos, quickly come to mind. Both of them played with toughness, although they also had plenty of talent, skill, and flair to somehow escape the worst situations and throw the touchdown pass that won the game.

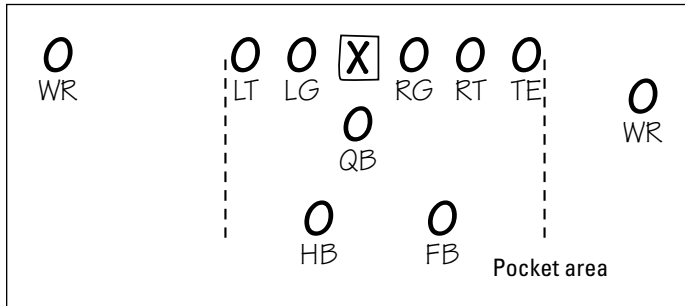
In this chapter, I talk about the fundamental skills that you need to play quarterback. I also discuss stance, vision, and arm strength and solve the puzzle of that mysterious quarterback rating system.

## *The Quarterback's Job*

With the exception of kicking plays (see Chapter 12), quarterbacks touch the ball on every offensive play. A quarterback's job is to direct his team toward the end zone and score as many points as possible. The typical team scores on one-third of its offensive possessions, resulting in either a touchdown or a field goal. So you can see that there is enormous pressure on the quarterback to generate points every time the offense takes the field.

The quarterback (QB) is the player directly behind the center receiving the ball, as shown in Figure 4-1. He's the player who announces the plays in the huddle. The quarterback may receive adulation for a fine performance, but coaches on all levels of football (peewee, high school, college, and the NFL) decide what plays the offense will use. I know that my partner at FOX, Terry Bradshaw, called his own plays, but that's another story for another time.

**Figure 4-1:**  
The QB lines  
up directly  
behind the  
center at  
the  
beginning of  
each play.



In the NFL, a quarterback receives plays from a coach on the sidelines via a hearing device placed in his helmet. In high school and college football, an assistant coach generally signals in the plays from the sidelines after confering with the head coach or offensive coordinator. In critical situations, a player may bring in the play when being substituted for an offensive player already on the field.

When Bradshaw played in the 1970s, many coaches allowed their veteran quarterbacks to call their own plays after practicing and studying all week. But eventually the coaches wrested control of the play-calling away from the quarterbacks, believing that the responsibility was too much of a mental burden for those players. When the game became more specialized (with multiple substitutions on both offense and defense) in the 1980s, coaches decided that they wanted the pressure of making the play calls. They didn't think that a quarterback needed the additional responsibility of facing the media after a game and explaining why he called certain plays in a losing game. Head coaches wanted to be the ones to answer those tough questions.



Although NFL coaches don't allow quarterbacks to call their own offensive plays (except in no-huddle situations when little time remains on the clock), a player must be prepared to change the play at the line of scrimmage if it doesn't appear that the play will succeed. Changing the play at the line of scrimmage in this way is called *audibilizing* (see the section "Calling Plays and Audibilizing" later in the chapter for more details).

After the quarterback is in possession of the ball, he turns and, depending on which play was called, hands the ball to a running back, runs with the ball

himself, or moves farther back and sets up to attempt a pass. Depending on the design of the offense, the quarterback takes a three-step, five-step, or seven-step *drop* before throwing the ball (see the section “Dropping back,” later in this chapter, for more information).



The area in which the quarterback operates, most likely with a running back and the offensive line protecting him from the defense, is called the *pocket*. It's as wide as the positioning of the quarterback's offensive tackles. The quarterback is instructed to stay within this so-called protective area; if he ventures out of the pocket, he's likely to suffer a bone-crushing tackle. And the last thing a coach wants is for his quarterback, the leader of his team, to get injured.

The quarterback rarely runs with the ball unless he's being chased out of the pocket or instructed to run a *quarterback sneak* when the offense needs a yard or less for a first down. In a quarterback sneak, the quarterback takes a direct snap from the center and either leaps behind his center or guard or dives between his guard and center, hoping to gain a first down. However, the quarterback's main job is to throw the football and encourage his teammates to play well.

In passing situations when the team has many yards to go for a first down or touchdown, quarterbacks sometimes take a *shotgun snap*. In this instance, the quarterback stands six to eight yards behind the center and receives the ball through the air from the center much like a punter does. Starting from the shotgun position, the quarterback doesn't have to drop back. He can survey the defense and target his receivers better. However, defending against a quarterback who lines up in the shotgun position is easier for the defensive players, because they know that the play is very likely to be a pass, not a run.

While the quarterback is setting up a play, he also must be aware of what the defense is attempting to do. In Chapter 5, I discuss how quarterbacks “read” a defense.

## The Qualities of a Quarterback

When scouts or coaches examine a quarterback's potential to play in the NFL, they run down a checklist of physical, mental, and personality traits that impact a quarterback's success on the field. These qualities are required for success at all levels of football. However, in this chapter, I discuss them in terms that relate to a professional athlete.

Some scouts and coaches break down a quarterback's talent and abilities further, but for this book's purposes, the following are the main criteria necessary to excel. If a quarterback has five of these seven traits, he undoubtedly ranks among the top 15 players at his position.

## Arm strength

Unlike baseball, football doesn't use a radar gun to gauge the speed of the ball after the quarterback releases it. But velocity is important when throwing a football because it allows a quarterback to complete a pass before a single defensive player can *recover* (react to the pass) and possibly deflect or intercept the ball. Consequently, the more arm strength a quarterback has, the more able he is to throw the ball at a high speed.

Many good quarterbacks, with practice, could throw a baseball between 75 and 90 mph, comparable to a Major League Baseball pitcher. Because of its shape, a football is harder to throw than a baseball, but NFL quarterbacks like the Indianapolis Colts' Peyton Manning and the Atlanta Falcons' Michael Vick throw the fastest passes at over 40 mph.

## Competitiveness

A player's competitiveness is made up of many subjective and intangible qualities. A quarterback should have the desire to be the team's offensive leader and, ideally, overall leader. No one should work harder in practice than he does.



The quarterback's performance affects the entire offensive team. If he doesn't throw accurately, the receivers will never catch a pass. If he doesn't move quickly, the linemen won't be able to protect him. He also should have the courage to take a hard hit from a defensive player. During games, quarterbacks must cope with constant harassment from the defense. They must stand in the pocket and hold onto the ball until the last split second, knowing that they're going to be tackled the instant they release the ball.

To be a competitive player, a quarterback must have an inner desire to win. The quarterback's competitive fire often inspires his teammates to play harder. Competitiveness is a quality that every coach (and teammate) wants in his quarterback.

## Intelligence

The quarterback doesn't have to have the highest IQ on the team, but intelligence does come in handy. Many NFL teams have a 3-inch-thick playbook that includes at least 50 running plays and as many as 200 passing plays. The quarterback has to know all of them. Not only does he have to know what he's supposed to do in every one of those plays, but he also needs to know what the other *skilled players* (running backs, receivers, and tight ends) are required to do. Why? Because he may have to explain a specific play in the

huddle or during a timeout. On some teams, the quarterback is also responsible for informing the offensive linemen of their blocking schemes.

Prior to the NFL draft, the league administers an intelligence and personality test called the Wonderlic Test. Most quarterbacks score above 30 (out of a possible perfect 50 score). Conversely, about half of all players score below 20. Many quarterbacks are what coaches call “football-smart.” They know the intricacies of the game, the formations, and the defenses. They play on instinct and play well. Former San Francisco 49ers quarterback Joe Montana had football smarts; he may have been the best of all time in that category. The New York Jets’ great, Joe Namath, was also very instinctive on the field.



Former San Francisco quarterback Steve Young is both football-smart and book-smart. Young was a lot like former great quarterbacks Otto Graham of the Cleveland Browns and Roger Staubach of the Dallas Cowboys. Being book-smart and football-smart can be an unbeatable combination on game days.

## Mobility

A quarterback’s mobility is as important as his intelligence and his arm. He must move quickly to avoid being tackled by defensive players. Therefore, he must move backward (called *retreating*) from the center as quickly as possible in order to set himself up to throw the ball. When a quarterback has excellent mobility, you hear him described as having *quick feet*. This term means that he moves quickly and effortlessly behind the line of scrimmage with the football. A quarterback doesn’t have to be speedy to do this. He simply must be able to maneuver quickly and gracefully. In one simple step away from the line of scrimmage, a good quarterback covers 4½ feet to almost 2 yards. While taking these huge steps, the quarterback’s upper body shouldn’t dip or lean to one side or the other. He must be balanced.



Mobility is also critical when a quarterback doesn’t have adequate pass protection and has to move out of the pocket and pass while under pressure and on the run. Coaches call this type of mobility *escapability*. Both Michael Vick and Vince Young are great at escaping defensive pressure. Maybe the best of the old-timers was Fran Tarkenton, who played with the New York Giants and the Minnesota Vikings. Roger Staubach of the Cowboys was nicknamed “Roger the Dodger” because he was tough to trap.

## Release

If a quarterback doesn’t have exceptional arm strength, he’d better have a quick *release*. After the quarterback raises the ball in his hand, usually near his head or slightly above and behind it, he releases, or rapidly brings his arm forward and lets loose of the ball. Former Miami Dolphins quarterback

Dan Marino probably had the game's quickest release. His arm and hand remain a blur when filmed and replayed in slow motion. For you Western-movie fans, the release is comparable to the quick draw that Alan Ladd had in *Shane*.

Quarterbacks with great releases generally are born with the ability. Average quarterbacks can improve and refine their releases, but their releases will never be great. A quarterback either has this coordinated motion between his arm, elbow, and wrist, or he doesn't. Throwing a football isn't a natural arm movement like slinging your arm to roll a bowling ball.

## Size

Players of all different heights and weights have played the quarterback position, but NFL quarterbacks are preferably over 6'1" and 210 pounds. A quarterback who's 6'5" and 225 pounds is considered ideal. A quarterback wants to be tall enough to see over his linemen — whose average height in the NFL is 6'5" to 6'7" — and look down the field, beyond the line of scrimmage, to find his receivers and see where the defensive backs are positioned.



Weight is imperative to injury prevention because of the physical wear and tear that the position requires. A quarterback can expect a lot of physical contact, especially when attempting to pass. Defenders relentlessly pursue the quarterback to hit him, tackling him for a *sack* (a loss of yards behind the line of scrimmage) before he can throw a pass or making contact after he releases the pass. These hits are sometimes legal and sometimes illegal. If the defensive player takes more than one step when hitting the quarterback after he releases the ball, the hit is considered illegal. Regardless, defensive linemen and linebackers are taught to inflict as much punishment as possible on the quarterback. They want to either knock him out of the game or cause him enough pain that he'll be less willing to hold on to the ball while waiting for his receivers to get open. When a quarterback releases a pass prematurely, it's called *bailing out of the play*.

## Vision

A quarterback doesn't necessarily need the keen peripheral vision that basketball greats Earvin "Magic" Johnson and Larry Bird possessed, but it doesn't hurt. A quarterback must quickly scan the field when he comes to the line of scrimmage prior to the snap of the ball. He must survey the defense, checking its alignments and in particular the depth of the defensive backs — how far they are off the receivers, off the line of scrimmage, and so on. After the ball is snapped, the quarterback must continue to scan the field as he moves backward. Granted, he may focus on a particular area because the



play is designed in a certain direction, but vision is critical if he wants to discover whether another receiver — other than his first choice — is open on a particular play. Most pass plays have a variety of options, what are known as *passing progressions*. One pass play may have as many as five players running pass routes, so the quarterback needs to be able to check whether any of them is open so that he has an option if he's unable to throw to his intended (first choice) receiver.

A quarterback needs to have a sense of where to look and how to scan and quickly react. (See Figure 4-2, which shows quarterback Peyton Manning, who can successfully scan and react when under pressure.) Often, a quarterback has to make a decision in a split second, or the play may fail. Vision doesn't necessarily mean that the quarterback has to jerk his head from side to side. Instead, his *passing reads* (how a quarterback decipheres what the defense is attempting to accomplish against the offense on a particular play) often follow an orderly progression as he looks across the field of play. A quarterback must have an understanding of what the defensive secondary's tendencies are — how they like to defend a particular play or a certain style of receiver. Sometimes, after sneaking a quick glance at his intended target, he looks in another direction in order to fool the defense. Many defensive players tend to follow a quarterback's eyes, believing that his eyes will tell where he intends to throw the pass.

**Figure 4-2:**  
Indianapolis  
quarterback  
Peyton  
Manning  
looks  
downfield  
while facing  
pressure  
from the  
Tennessee  
Titans'  
defenders.



Photo credit: © John G. Mabanglo/epa/Corbis

## Quarterbacking Fundamentals

Playing quarterback requires a lot of technical skills. Although a coach can make a player better in many areas of the game, I don't believe that any coach can teach a player how to throw the football. Otherwise, every quarterback would be a great passer. And if such a coach existed, every father would be taking his son to that coach, considering the millions of dollars that NFL quarterbacks earn every season.



You can teach a quarterback how to deal with pressure, how to make good decisions, and how to make good connections with his receivers and predict where they'll be. But quarterbacks either have the innate talent to throw the football — that natural arm motion and quick release — or they don't. Think of how many good college quarterbacks fail to survive in the NFL. Plus, NFL scouts, coaches, general managers, and so on will tell you that the league has only 10 to 15 really good quarterbacks. If throwing could be taught, they all would be great.

Quarterbacks *can* improve and refine their skills in the following areas with a lot of practice and hard work.


### Stance

To play the most important position in football, a quarterback must begin with his stance under center. The quarterback takes his stance behind the center to receive the ball; the center snaps it back to him, as shown in Figure 4-3. The quarterback's stance under center starts with both feet about shoulder width apart. He bends his knees, flexes down, and bends forward at the waist until he's directly behind the center's rear end. The quarterback then places his hands, with the thumbs touching each other and the fingers spread as far apart as possible, under the center's rear end. Because some centers don't bring the ball all the way to the quarterback's hands (often the quarterback is blamed for fumbled snaps), the quarterback will lower his hands below the center's rear end in order to receive the ball cleanly. The quarterback needs to avoid pulling out early, a common mistake when the quarterback and the center haven't played together very much.



A good way to tell whether a quarterback has bent down far enough and has his hands down far enough is to make sure that his chest is no more than 10 inches above the center's rear end.

**Figure 4-3:**  
A quarter-  
back usually  
lines up  
behind the  
center,  
who snaps  
the ball to  
him to start  
the play.



The quarterback starts his stance with a little more of his weight on the ball of his left foot if he's a right-handed passer, and on the ball of his right foot if he's left-handed. This foot is the push-off foot, the one that he uses to move quickly away from the center after the ball is snapped. He pushes back on that foot while slightly turning the trunk of his body to the side in which he holds the football. He must work on this technique by repeating it as many times as he can until it becomes one fluid motion.

## Dropping back

After he masters the stance, a quarterback learns how to *drop back* and set up to pass. Dropping back is what a quarterback does after he receives the ball from the center. Before he passes the ball, he must move away from the line of scrimmage (and the opposing defense) and put himself in a position to be able to throw the football.



I believe that the fastest way to drop back from the line of scrimmage is to have a right-handed quarterback slightly turn his body sideways, open up his right hip (by turning or pivoting his left foot), and then run out from under center rather than backing out. A left-handed quarterback would do the opposite.

You see quarterbacks backing up from center, or *backpedaling*, when the offensive formation is aligned to the left of a right-handed quarterback. Backpedaling is essential in those alignments so that the quarterback can see whether the linebacker on that side is *blitzing* (rushing across the line of scrimmage in an attempt to tackle the quarterback). The quarterback must be alert to a possible blitz; consequently, he can't afford to half-turn his back to that side.

The depth in which a quarterback drops in the pocket generally is determined by how far from the line of scrimmage the receiver is running. If the receiver is running 5 to 6 yards down the field and then turning to catch the ball, for example, the quarterback takes a drop of no more than three steps. The quarterback generally moves farther away from the line of scrimmage as the *pass routes* (the paths that receivers take when going out for a pass) of his receivers get longer. If the receiver is running 10 to 12 yards down the field, the quarterback takes five steps to put himself about 7 yards deep from the line of scrimmage. When a wide receiver is going 15 to 17 yards down the field, the quarterback must take a seven-step drop, which puts him about 9 or 10 yards deep from the line of scrimmage.

On a *post route* (a deep pass in which the receiver angles in to the goalpost) or a *streak route* (a deep pass straight downfield), the quarterback takes a seven-step drop. Taking a longer drop when a shorter one is required enables the defense to recover and may lead to an interception or an incompleteness.

All these drops are critical to the timing of the receiver's run, move, and turn and the quarterback's delivery and release. In practice, the quarterback works on the depth of his steps according to the pass route.



The best drill that I know of to improve a quarterback's footwork while dropping back is to play a game of tag. Have the quarterback stand at the line of scrimmage, ready to take the snap. Put two players opposite him, about 2 or 3 yards away, in three-point stances like defensive linemen. Then follow these steps:

- 1. The quarterback pretends that he takes the snap and drops back.**
- 2. The two players take off after him, trying to tag him before he reaches the 5-yard mark or the 7-yard mark.**

I suggest placing a cone 5 or 7 yards deep, depending on the desired distance.

This drill teaches a quarterback how to set up quickly on pass drops.

## *Handing off*

One of the most important things for a quarterback to learn is the running game and how it affects his steps from center. (See Chapter 6 for more on the running game.) Some running plays call for the quarterback to open his right hip (if he's right-handed) and step straight back. This technique is called the *six o'clock step*. The best way to imagine these steps is to picture a clock. The center is at twelve o'clock, and directly behind the quarterback is six o'clock. Three o'clock is to his right, and nine o'clock is to his left.

For example, a right-handed quarterback hands off the ball to a runner heading on a run around the left side of his offensive line (it's called a *sweep*) at the five o'clock mark. When handing the ball to a runner heading on a sweep across the backfield to the right, the quarterback should hand off at the seven o'clock mark. When practicing, a quarterback can make these marks on the field, visualizing a big clock. The six o'clock mark is about 3 yards behind the line of scrimmage.

## *Grip*

Because different quarterbacks have different-sized hands, one passing grip doesn't suit everyone. Some coaches say that a quarterback should hold the ball with his middle finger going across the ball's white laces or trademark. Other coaches will tell you that both the middle and ring finger should grip the laces.

Many great quarterbacks have huge hands, allowing them to place their index finger on the tip of the ball while wrapping their middle, ring, and small fingers around the middle of the ball. However, the ball slips from many quarterbacks' hands when they attempt to grip the ball this way. As a quarterback, you simply need to find the grip that works for you.

## *Calling Plays and Audibilizing*

The quarterback relays to his teammates in the huddle what play has been called. The play is a mental blueprint or diagram for every player on the field. And everything that the quarterback says refers specifically to the assignments of his receivers, running backs, offensive linemen, and center. For example, the quarterback may say "686 Pump F-Stop on two."

The first three numbers (686) are the passing routes that the receivers — known as X, Y, and Z — should take. Every team numbers its pass routes and patterns (look for them in Chapter 5), giving receivers an immediate signal of what routes to run. On this play, the X receiver runs a 6 route, the Y receiver an 8 route, and the Z receiver another 6 route. "F-Stop" in this case refers to the fullback's pass route. And "two" refers to the *count* on which the quarterback wants the ball snapped to him.

In other words, the center will snap the ball on the second sound. Most teams snap the ball on the first, second, or third count unless they're purposely attempting to draw the opposition offside by using an extra-long count. For example, if the quarterback has been asking for the ball on the count of two throughout the game, he may ask for the ball on the count of three, hoping that someone on the defense will move prematurely.

After the quarterback reaches the line of scrimmage and puts his hands under the center, he says “Set” (at which point the linemen drop into their stances) and then something like “Green 80, Green 80, Hut-Hut.” The center snaps the ball on the second “Hut.” “Green 80” means absolutely nothing in this case. However, sometimes the quarterback’s remarks at the line of scrimmage prior to the snap count inform his offensive teammates of how the play will be changed. The offensive linemen also know that the play is a pass because of the numbering system mentioned at the beginning of the called play.

Teams give their plays all sorts of odd monikers, such as Quick Ace, Scat, Zoom, and Buzz. These names refer to specific actions within the play; they’re meant for the ears of the running backs and receivers. Each name (and every team has its own terms) means something, depending on the play that’s called.



Quarterbacks are allowed to *audibilize*, or change the play at the line of scrimmage. A changed play is called an *audible*. Quarterbacks usually audibilize when they discover that the defense has guessed correctly and is properly aligned to stop the play. When he barks his signals, the quarterback simply has to say Green 85, and the play is altered to the 85 pass play. Usually, the quarterback elects to inform his offensive teammates in the huddle what his audible change may be.

A quarterback also may use an offensive strategy known as *check with me*, in which he instructs his teammates to listen carefully at the line of scrimmage because he may call another play, or his call at the line of scrimmage will be the play. To help his teammates easily understand, the play may simply change colors — from Green to Red, for example.

## Quarterback Math

Quarterbacks are judged statistically on all levels of football by their passing accuracy, which is called *completion percentage*, and by the number of touchdowns that they throw, the number of interceptions they throw, and the number of yards they gain by passing. This last statistic — passing yards — can be deceiving. For example, if a quarterback throws the ball 8 yards beyond the line of scrimmage and the receiver runs for another 42 yards after catching the ball, the quarterback is awarded 50 yards for the completion. (You may hear television commentators use the term *yards after the catch* to describe the yards that the receiver gains after catching the ball.) Quarterbacks also receive positive passing yards when they complete a pass behind the line of scrimmage — for example, a screen pass to a running back who goes on to run 15 yards. Those 15 yards are considered passing yards.



For a better understanding of what the quarterback's numbers mean, take a look at Cincinnati Bengals quarterback Carson Palmer's statistics for the 2006 season. He played in all 16 games.

	<i>Att</i>	<i>Comp</i>	<i>Pct Comp</i>	<i>Yds</i>	<i>Yds/Att</i>	<i>TD</i>	<i>Int</i>	<i>Rating</i>
Palmer	520	324	62.3	4,035	7.8	28	13	93.9

Examining Palmer's statistical numbers, you see that he attempted 520 passes (Att) and completed 324 of those passes (Comp) for a completion percentage of 62.3 (Pct Comp). In attempting those 520 passes, his receivers gained 4,035 yards (Yds), which equals an average gain per attempt of 7.8 yards (Yds/Att). Palmer's teammates scored 28 touchdowns (TD) via his passing while the defense intercepted (Int) 13 of his passing attempts.

The NFL quarterback rating formula is an unusual math problem. So grab your calculator and follow these steps:

- 1. Divide completed passes by pass attempts, subtract 0.3, and then divide by 0.2.**
- 2. Divide passing yards by pass attempts, subtract 3, and then divide by 4.**
- 3. Divide touchdown passes by pass attempts, and then divide by 0.05.**
- 4. Divide interceptions by pass attempts, subtract that number from 0.095, and divide the remainder by 0.04.**

The sum of each step can't be greater than 2.375 or less than zero. Add the sums of the four steps, multiply that number by 100, and divide by 6. The final number is the quarterback rating, which in Palmer's case is 93.9.

When you see a newspaper article about a football game, the story may state that the quarterback was 22 of 36, passing for 310 yards. Translation: He completed 22 of 36 pass attempts and gained 310 yards on those 22 completions. Not a bad game.





## Chapter 5

# The Passing Game

---

### *In This Chapter*

- ▶ Getting the lowdown on the passing game and the receivers
  - ▶ Finding out about different passing patterns
  - ▶ Understanding holding, intentional grounding, and other offensive penalties
  - ▶ Examining the four main defensive coverages
- 

**A**lthough the strategy of offenses changes and sometimes favors running over passing, throwing the football is a major part of football's excitement. Some of the most memorable plays in football are those long "bomb" *passes* (or throws) that win games in the final seconds or that pull a team ahead in the score and turn the game around. Who can resist joining in the collective cheer that erupts when the ball is hurtling through the air and looks as though it's about to drop into a receiver's hands? And when the defense catches the ball, which is known in football parlance as an *interception*, the play can be just as exciting and influential to the outcome of the game.

An offense scores points by gaining yards on the field and moving the ball into the opponent's end zone. This chapter focuses on one "half" of the offensive attack: the passing game. The other "half," the running game, is discussed in Chapter 6. In the 1980 NFL season, pass plays exceeded running plays for the first time since 1969, and it's been that way ever since.

## *The Passing Game*

To many fans, the passing game is the most exciting aspect of football. Earl "Curly" Lambeau, the founder and player/coach of the Green Bay Packers, made his offenses throw the football in the mid-1930s. But teams eventually moved away from throwing the ball, and the 1960s and the 1970s saw the running game and zone defenses (where players defended deep and covered every area of the field) choke the life out of this exciting brand of football.

Two significant rule changes in 1978 improved the growth of the passing game in the NFL. First, defenders were permitted to make contact with receivers only within 5 yards of the line of scrimmage. Previously, defenders were allowed to hit, push, or shove (“chuck”) a receiver anywhere on the field. Also, offensive linemen were allowed to use open hands and fully extend their arms to block a pass-rusher. The liberalization of this offensive blocking technique led to better protection for the quarterback and ultimately more time for him to throw the football.

Prior to these rules, offenses had begun to rely on running backs as their main pass receivers. Then Bill Walsh became the head coach of the San Francisco 49ers in 1979, and he melded every aspect of these new rules and the running back as a receiver concept into the formations of his *West Coast offense*. For the first time, teams were running out of passing formations, and the pass was setting up running plays instead of vice versa.



To make a pass successful, quarterbacks and receivers (wide receivers, tight ends, and running backs) must work on their timing daily. To do so, the receivers must run exact *pass patterns* with the quarterback throwing the football to predetermined spots on the field once the receiver *breaks* (deviates to one direction or another) or stops running his pattern. Although passing the football may look like a simple act of the quarterback throwing and a receiver catching the ball (often in full stride), this aspect of the game is very complex. For it to be successful, the offensive linemen must provide the quarterback with adequate protection to throw the football (more than two seconds) while the receivers make every attempt to catch the ball, even if it’s poorly thrown. Sometimes, a receiver must deviate from his planned route and run to any open space in the secondary to give the quarterback a target.

## Receivers

A quarterback wouldn’t be much good without receivers to catch the ball. *Wide receivers* and *tight ends* are the principal players who catch passes, although *running backs* also are used extensively in every passing offense. (See Chapter 6 for more on running backs.) During the 2006 season, on 29 of the 32 NFL teams, wide receivers led their respective teams in pass receptions. On the Kansas City Chiefs, San Diego Chargers, and Atlanta Flacons, tight ends led the team in receiving.

Receivers come in all sizes and shapes. They are tall, short, lean, fast, and quick. To excel as a receiver, a player must have nimble hands (ones that are very good at catching the ball), have the ability to concentrate under defensive duress, be courageous under fire, and be strong enough to withstand physical punishment. Although receiving is a glamorous job, every team expects its receivers to block defensive halfbacks or cornerbacks on running

plays as well. (See Chapter 7 to find out more.) It wants its receivers to be able to put a defensive cornerback on his back, or at least shield him from making a tackle on a running back.

Tight ends aren't as fast as wide receivers because they play the role of heavy-duty blockers on many plays. Teams don't expect tight ends, who may outweigh a wide receiver by 60 pounds, to have the bulk and strength of offensive linemen, but the good ones — like the Pittsburgh Steelers' Heath Miller and Kansas City's Tony Gonzalez — are above-average blockers as well as excellent receivers.

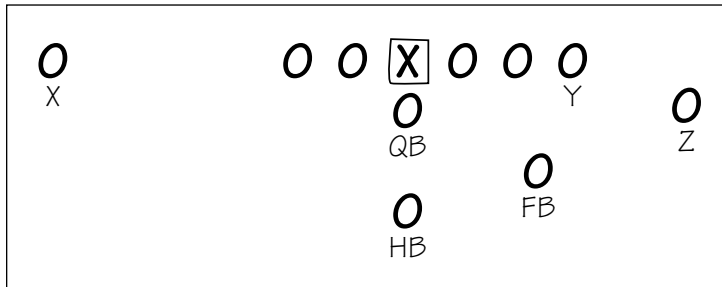


Basic offenses have five possible receivers: the two running backs, the tight end, and the two wide receivers. The wide receivers are commonly referred to as X and Z receivers. The X receiver, or *split end*, normally aligns to the weak side of the formation, and the Z receiver, or *flanker*, aligns to the strength of the formation. The tight end is known as the Y receiver.

The split end received his name because he was the end (the offenses of the 1930s used two ends) who aligned 10 yards away from the base offensive formation. Hence, he *split* from his teammates. The other end, the tight end, aligned next to an offensive tackle. The *flanker* position was originally a running back, and as offenses developed, he flanked to either side of the formation, but never on the line of scrimmage like the split end and tight end.

In many offenses, on passing downs, the tight end is replaced by another receiver. In Figure 5-1, the Y receiver is the one who replaces the tight end.

**Figure 5-1:**  
The Y receiver replaces the tight end in many offenses on passing downs.



## *Achieving the proper stance*

Before receivers work on catching the ball, they need to learn the proper stance to create acceleration off the line of scrimmage while also using their upper bodies to defend themselves from contact with defensive backs. Receivers must understand, even at the beginning level, that they must get

open before they can catch the ball, and the proper stance enables them to explode from the line of scrimmage. A quarterback won't throw the ball to a receiver who isn't open, and when it comes to being able to complete a pass to an open receiver, every step counts.



The best way for a youngster to learn the proper stance is to take him to a track meet and show him the sprinters. If you can't go to a track meet, watch one on television or videotape. Watch how a great 100-meter sprinter starts with his or her feet in the starting blocks and then explodes at the sound of the gun. This starting position is the same in football, with the snap of the ball representing the starter's pistol. Teaching receivers their stance by using sprinter's starting blocks is a good idea.

First put the receiver in a *four-point stance*, both hands and feet on the ground, and have him get a feel for the burst out of the blocks (or what football calls the *burst off the line of scrimmage*). His feet should be shoulder width apart. Next, have the receiver try a *three-point stance*, with only one hand on the ground. The receiver should try this stance 100 times before advancing to the stand-up stance that's common on all levels of football, from youth to the pros.

In the *stand-up stance*, the receiver's feet remain shoulder width apart and are positioned like they are in the starting blocks — with his left foot near the line of scrimmage and his right foot back 18 inches. With his shoulders square to the ground, he should lean forward just enough so that he can explode off the line when the ball is snapped. The receiver's lean shouldn't be exaggerated, though, or he may tip over.

A good receiver uses the same stance on every play because he doesn't want to tip off the defense to whether the play is a run or a pass. Bad receivers line up lackadaisically on running plays. Remember, one wide receiver, usually the split end, lines up on the line of scrimmage. The other receiver, the flanker, must line up 1 yard behind the line of scrimmage. A combination of seven offensive players must always be on the line of scrimmage prior to the ball being snapped. A smart receiver checks with the nearest official to make sure that he's lined up correctly.

The tight end and the split end never line up on the same side. If a receiver is aligned 15 to 18 yards away from the quarterback, he can't hear the quarterback barking signals. Therefore, he must look down the line and move as soon as he sees the ball snapped. Once off the line of scrimmage, a receiver should run toward either shoulder of a defensive back, forcing the defender to turn his shoulders perpendicular to the line of scrimmage to cover him. The receiver hopes to turn the defender in the opposite direction to which he intends to go.

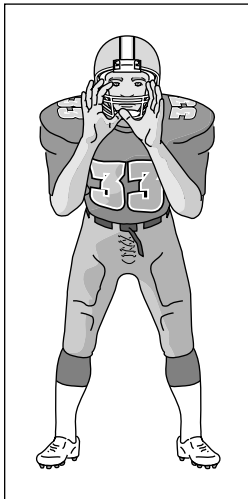
## Catching

Practice makes perfect, especially when it comes to catching. I know coaches who tell their receivers to catch 500 passes a day. And it doesn't matter how hard, how tough, or how slow the ball is thrown. Playing catch for a couple hours should work, these coaches think.



The one tip to remember, though, is to catch with your hands and with your arms extended away from your body. Never catch a football by cradling it in your shoulders or chest because the ball will most likely bounce off. The best technique for using your hands is to place one thumb behind the other while turning your hands so that the fingers of both hands face each other. Spread your hands as wide as possible while keeping your thumbs together. Then bring your hands face-high, like you're looking through a tunnel (see Figure 5-2). You want the ball to come through your tunnel. You want to see the point of the ball coming down the tunnel, and then you want to trap it with your palms, thumbs, and fingers. This technique is called *getting your eyes in line with the flight of the ball*. If a ball is thrown below your waist, you should turn your thumbs out and your little fingers should overlap. Another good fundamental is to keep your elbows together when catching a football, which adds power to your arms.

**Figure 5-2:**  
To catch a ball, put your thumbs together, spread your fingers wide, and bring your hands face-high so that you're looking through a tunnel.



A receiver wants to follow the ball with his eyes from the moment it leaves the quarterback's hands until it comes down his tunnel into his hands. One method of helping a receiver see the ball is to paint the points on both ends of the football with either white or very bright-colored paint. Now train the receiver's hands and eyes to see the paint and track it all the way into his hands. Or he can concentrate on the point where the seams meet on the point of the ball.



Another tip is to go into a basketball gymnasium that has a protective pad on the wall at one end of the court. Stand in front of the pad, placing your back against it, and try to catch some passes. With your body against the wall, you must raise your arms and hands. The padded wall prevents your elbows from going past your back, forcing you to catch everything with your hands and not your body. If you can't find a padded wall, simply lie on the ground and pull your knees up to protect your groin and stomach area. The person throwing the passes should stand near your feet and throw toward your chest or face. The ground serves as a backstop and prevents your elbows from coming into your body. This drill forces you to catch with your hands. Throwing some passes away from the face, but still within arm reach, is also helpful.

## *Beating man-to-man coverage*



Basically, *man-to-man coverage* is a style, like in basketball, in which one man guards (or defends) another. The defender stays with this receiver no matter where he runs. His responsibility is to make sure that the receiver doesn't catch a pass. (See Chapter 10 for more on man-to-man coverage.)

Defensive players use the in-your-face technique of putting their bodies on the line of scrimmage and trying to knock the receivers off stride and out of their routes. A receiver must approach this style as if he's in an alley fight against someone who wants to put him down. The defensive back's objective is to "hurt" the receiver first, and then try to push him out of bounds (it's illegal for a receiver to return to the field and catch a pass) while trying to get the receiver's mind off running a perfect route and making a catch. The entire defensive attitude is to take the receiver out of the game, mentally and physically.

When the ball is snapped, the receiver must bring his arms and hands up to his face just like a fighter would. The receiver wants to prevent the defensive player from putting his hands into his chest, by counter-punching his attempts. The working of the receiver's hands is similar to the "wax on, wax off" style taught in the movie *The Karate Kid*. Never, ever let the defensive back get his hand on your chest.

After the receiver has fought off the defensive back's hands, he must dip his shoulder and take off running. This technique is called *dip and rip* — dip your shoulder and rip through the defender's attempt to hold or shove you with a strong punch, like a boxer throwing a great upper cut to his opponent's chin. This move is a favorite of the Oakland Raiders' Jerry Rice, possibly the greatest receiver of all time.

Another method of defeating man-to-man coverage is to use the *swim technique*. With the swim, the receiver's arms and hands are still in the same position as the dip and rip, and the receiver must again get his hands up in a boxing position. But at the snap of the ball, instead of lowering his shoulder and ripping through, the receiver tries to slap the defensive back's hands one way while heading in the opposite direction. When the defensive back reacts, the receiver uses his free arm and takes a freestyle stroke (raises an arm up and forward and then brings it back to the side) over the defensive back while trying to pull the arm back underneath and behind him. This entire action takes a split second. With the swim technique, it's critical that the receiver doesn't allow the defensive back to catch his arm and grab hold under his armpit to prevent him from running downfield.

Bigger, stronger receivers use the dip and rip method, whereas smaller, faster receivers usually use the swim.

## The Bad and the Ugly Aspects of Passing



This section lists the words and descriptions that are frequently mentioned when discussing the passing game. As a player, my favorite word was *sack*: a defender's dream and a quarterback's nightmare (you can find a definition in the following list). I had 84 sacks in my career, every one a great thrill. I deflected quite a few pass attempts, too. Read on and you'll get my meaning:

- ✓ **Deflection:** A *deflection* is one of those bad things that can happen when a quarterback throws the ball. More specifically, it's when a defensive player uses his hands or arms to knock down or deflect a pass before it reaches the receiver. This act usually occurs near the line of scrimmage when defensive linemen jump, arms raised, into a quarterback's visual passing lane, hoping to deflect the pass, which leads to a possible interception or incompleteness.
- ✓ **Holding:** *Holding* is the most common penalty called against the offense when it's attempting to pass. The offense receives a 10-yard penalty (and repeat of down) when any offensive player holds a defensive player by grabbing his jersey or locking his arm onto the defensive player's arm while that player is trying to sack the quarterback. This penalty is also known as illegal use of the hands, arms, or any part of the body.

- ✔ **Illegal forward pass:** A quarterback can't cross the line of scrimmage and throw the ball. This penalty often occurs when the quarterback runs forward, attempting to evade defensive players, and forgets where the line of scrimmage is. The offense is penalized 5 yards from the spot of the foul and loses a down.
- ✔ **Intentional grounding:** This penalty occurs when a quarterback deliberately throws the ball out of bounds or into the ground. It can be interpreted in the following three ways, with the first two drastically penalizing the offense:
  - **No. 1:** The quarterback is attempting to pass from his own end zone and, prior to being tackled, intentionally grounds the ball, throwing it out of bounds or into the ground. The defense is awarded a safety, worth two points, and the offense loses possession of the ball and has to kick the ball from its own 20-yard line. (NFL teams usually kick off from the 30-yard line).
  - **No. 2:** The quarterback is trapped more than 10 yards behind his own line of scrimmage and intentionally grounds the ball for fear of being tackled for a loss. This penalty is a loss of down, and the ball is placed at the spot of the foul, which in this case is where the quarterback was standing when he grounded the ball. Otherwise, the intentional grounding penalty calls for loss of down and 10 yards.
  - **No. 3:** The quarterback steps back from the center and immediately throws the ball into the ground, intentionally grounding it. This play is common when an offense wants to stop the clock because it either wants to preserve its timeouts or is out of timeouts. For this type of intentional grounding, the penalty is simply a loss of a down.
- ✔ **Interception:** An *interception* is the act of any defensive player catching a pass. Other than a fumble, an interception is the worst thing that can happen to a quarterback and his team. It's called a *turnover* because the defensive team gains possession of the ball and is allowed to run with the ball in an attempt to score. (Deion Sanders was probably the greatest threat on an interception because of his open-field running ability.)
- ✔ **Roughing the passer:** This penalty was devised to protect the quarterback from injury. After the ball leaves the quarterback's hand, any defensive player must attempt to avoid contact with him. Because a defensive player's momentum may cause him to inadvertently run into the quarterback, he's allowed to take one step after he realizes that the ball has been released. But if he hits the quarterback on his second step, knowing that the ball is gone, the *referee* (the official standing near the quarterback) can call *roughing*. It's a 15-yard penalty against the defense and an automatic first down. This penalty is difficult to call unless the defensive player clearly hits the quarterback well after the quarterback releases the ball. After all, it's pretty tough for a player like Warren Sapp, who's 6'2" and 300 pounds, to come to an abrupt stop from full sprint.



- ✔ **Sack:** A *sack* happens when the quarterback is tackled behind the line of scrimmage by any defensive player. The sack is the most prominent defensive statistic, one that the NFL has officially kept since 1982. (All other kinds of tackles are considered unofficial statistics because individual teams are responsible for recording them.) Colleges have been recording sacks for the same length of time.
- ✔ **Trapping:** Receivers are asked to make a lot of difficult catches, but this one is never allowed. *Trapping* is when a receiver uses the ground to help him catch a pass that's thrown on a low trajectory. For an official not to rule a reception a trap, the receiver must make sure that either his hands or his arms are between the ball and the ground when he makes a legal catch. Often, this play occurs so quickly that only the television's instant replay shows that the receiver was not in possession of the ball — instead it shows that he trapped it along the ground when making the reception.

## Passing Patterns



When watching at home or in the stands, you can look for basic pass patterns that are used in all levels of football. These pass patterns (also known as *pass routes*) may be a single part of a larger play. In fact, on a single play, two or three receivers may be running an equal number of different pass patterns. By knowing passing patterns, you can discover what part of the field or which defensive player(s) the offense wants to attack, or how an offense wants to compete with a specific defense. Sometimes, a pass pattern is run to defeat a defensive scheme designed to stop a team's running game by moving defenders away from the actual point of attack. The following list includes the most common patterns that receivers run during games:

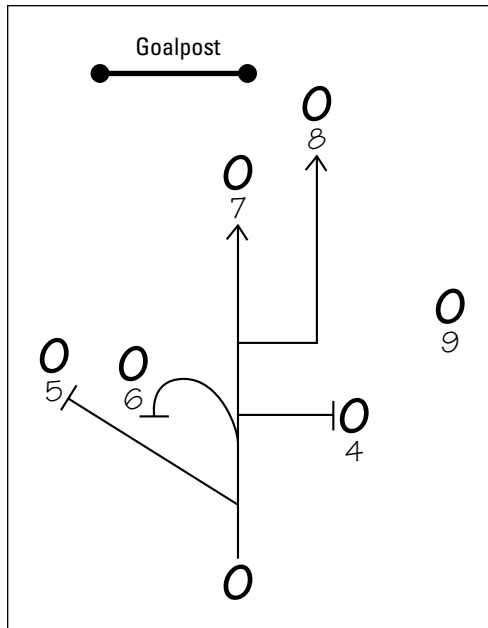
- ✔ **Comeback:** Teams use this pass effectively when the receiver is extremely fast and the defensive player gives him a 5-yard cushion, which means that the defensive player stays that far away from him, fearing his speed. On the comeback, the receiver runs hard downfield, between 12 and 20 yards, and then turns to face the football. The comeback route generally is run along the sideline. To work effectively, the quarterback usually throws the ball before the receiver turns. He throws to a spot where he expects the receiver to stop and turn. This kind of pass is called a *timing pass* because the quarterback throws it before the receiver turns and looks toward the quarterback or before he makes his move backward.
- ✔ **Crossing:** The crossing pattern is an effective pass against man-to-man coverage because it's designed for the receiver to beat his defender by running across the field. The receiver can line up on the right side of the line of scrimmage, run straight for 10 yards, and then cut quickly to his left. When the receiver cuts, he attempts to lose the man covering him

with either a head or shoulder *fake* (a sudden jerk with his upper body to one side or the other) or a quick stutter-step. This route is designed for two receivers, usually one on either side of the formation. It allows one receiver to interfere with his teammate's defender as the two receivers cross near the middle of the field. The play is designed for the quarterback to pass to the receiver on the run as the receiver crosses in front of his field of vision.

- ✔ **Curl:** For this 8- to 12-yard pass beyond the line of scrimmage, the receiver stops and then turns immediately, making a slight curl before facing the quarterback's throw. The receiver usually takes a step or two toward the quarterback and the ball before the pass reaches him. The curl tends to be a high-percentage completion because the receiver (this is a favorite route of a big tight end) wants to shield the defender with his back, and the intention is simply to gain a few yards.
- ✔ **Hook:** This common pass play, which is also known as a buttonhook, is designed mostly for a tight end, who releases downfield and then makes a small turn, coming back to face the quarterback and receive the ball. A hook is similar to a wide receiver running a curl, except the turn is made more abruptly and the pass is shorter, at 5 to 8 yards. It's a timing pass, so the quarterback usually releases the ball before the tight end starts his turn.
- ✔ **Post:** This is a long pass, maybe 40 to 50 yards, in which the receiver runs down the hash marks toward the goalposts. (Most teams use the hash marks as a guiding system for both the quarterback and the receiver.) A coach calls this play when one safety is deep and the offense believes that it can isolate a fast receiver against him. The receiver runs straight downfield, possibly hesitating a split second as if he might cut the route inside or outside, and then continues straight ahead toward the post. The hesitation may cause the safety or whoever is positioned in the deep center of the field to break stride or slow down. The receiver needs only an extra step on the defender for this play to be successful. The quarterback puts enough loft on the ball to enable the receiver to catch the pass in stride.
- ✔ **Slant:** This pass is designed for an inside receiver (a flanker) who's aligned 5 yards out from the offensive line, possibly from a tight end or the offensive tackle. The receiver runs straight 5 to 8 yards and then slants his route to the left, angling toward the sideline while running through the middle of the field. Some teams also run an inside slant in which the receiver, should he align on the left side of the field, slants to the right and through the hash marks. A slant is effective against both zone and man-to-man coverage (see Chapter 10) because it's designed to find an open space in either defensive scheme.

- ✔ **Square-out:** The receiver on this pattern runs 10 yards down the field and then cuts sharply toward the sideline, parallel to the line of scrimmage. The square-out is also a timing play because the quarterback must deliver the pass before the receiver reaches the sideline and steps out of bounds. The quarterback must really fire this pass, which is why commentators sometimes refer to it as a *bullet* throw. The route works against both man-to-man and zone coverage. The receiver must roll his shoulder toward the inside before cutting toward the sideline. The quarterback throws the pass, leading the receiver toward the sideline.
- ✔ **Streak (or Fly):** This is a 20- to 40-yard pass, generally to a receiver on the quarterback's throwing side: right if he's right-handed and left if he's left-handed. The receiver, who's aligned wide and near the sidelines, runs as fast as he can down the sideline, hoping to lose the defensive man in the process. This pass must be thrown accurately because both players tend to be running as fast as they can, and often the cornerback is as fast as the receiver. This play is designed to loosen up the defense, making them believe that the quarterback and the receiver have the ability to throw deep whenever they want to. Moving a defense back or away from the line of scrimmage allows the offense an opportunity to complete shorter passes or run plays. To complete this pass, the quarterback makes sure that a safety isn't playing deep to that side of the field. Otherwise, with the ball in the air for a long time, a free safety can angle over and intercept the pass. When the quarterback sees this, he must throw to another receiver elsewhere on the field.
- ✔ **Swing:** This is a simple throw to a running back who runs out of the backfield toward the sideline. The pass generally is thrown when the running back turns and heads upfield. This is usually a *touch* pass, meaning that the quarterback doesn't necessarily throw it as hard as he does a deep square-out. He wants to be able to float it over a linebacker and make it easy for the running back to catch. The area in which the back is running is known as *the flat* because it's 15 yards outside the hash marks, and close to where the numbers on the field are placed. The receiver's momentum most likely will take him out of bounds after he catches the ball unless he's able to avoid the first few tacklers he faces.

Figure 5-3 shows the many pass patterns and how they funnel off what's called a *passing tree*. The tree is numbered: 4 is a square-out; 5 is a slant; 6 is a curl or a hook; 7 is a post; 8 is a streak or fly; and 9 is a corner route. When calling a pass play, these numbers (which can vary by team) refer to the specific pass route (pattern) called by the quarterback.



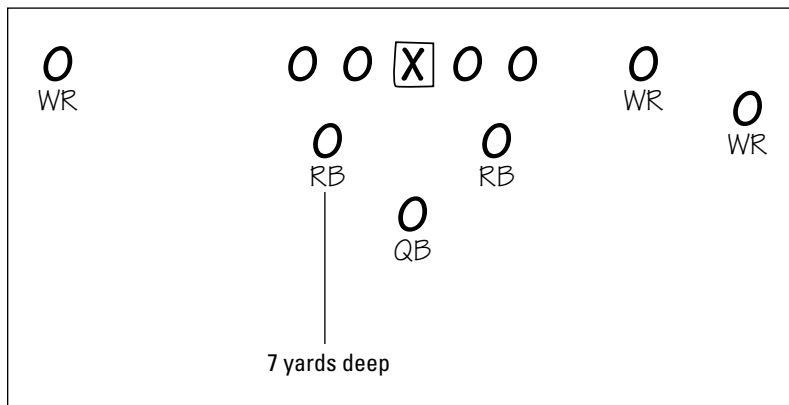
**Figure 5-3:**  
A passing  
tree with  
the pass  
patterns  
numbered.

## The Shotgun Formation

The *shotgun* passing formation was devised by San Francisco 49ers head coach Red Hickey in 1960. Hickey feared the Baltimore Colts' great pass rush, so he had his quarterback, John Brodie, line up 7 yards behind the line of scrimmage (see Figure 5-4). Hickey figured that Brodie would have more time to see his receivers and could release the ball before the defensive rush reached him. The strategy worked, and the 49ers upset the mighty Colts.

The shotgun is used by offenses who may have poor offensive blocking or when an offense is facing superstar-like pass-rushers. Teams also use the shotgun when they want to pass on every down. Teams usually opt to pass when they're trailing on the scoreboard. However, many offenses use the shotgun because the quarterback and the coach like to use it. Other teams use the shotgun strictly on third down when they need 4 yards or more for a first down: an obvious passing down. Today, some teams use the shotgun in obvious pass situations, when they need 10 or more yards for a first down.

**Figure 5-4:**  
The shotgun formation puts the quarterback 7 yards behind the line of scrimmage.



The shotgun formation does have some downsides, though:

- ✓ The center must be able to make an accurate, chest-high snap to the quarterback.
- ✓ You can't fool the defense; they know that you're throwing the ball, and the pass-rushers won't hesitate to sprint for your quarterback in hopes of a sack.

Teams need a quick-thinking quarterback who can set his feet quickly in order to use this formation effectively.

## Reading a Defense

If you flip forward to Chapter 11, you can discover the many defensive schemes and strategies that exist in football. When a quarterback prepares for a game, he wants to be able to look at a specific defensive alignment and instantly know which offense will or won't succeed against it.

Many quarterbacks are taught to read the *free safety*, or the safety positioned deepest in the secondary. (See Chapter 10 for more on the secondary.) If the safety lines up 5 to 7 yards deeper than the other defensive backs, then the safeties are probably playing a zone defense. A quarterback also knows that the defense is playing zone if the cornerbacks are aligned 10 yards off the line of scrimmage. If the cornerbacks are on the line of scrimmage, eyeballing the receivers, they're most likely playing man-to-man. Knowing whether the


defense is playing zone or man-to-man is important to the quarterback because he wants to know whether he's attacking a zone defense with his pass play or a man-to-man alignment in the secondary.



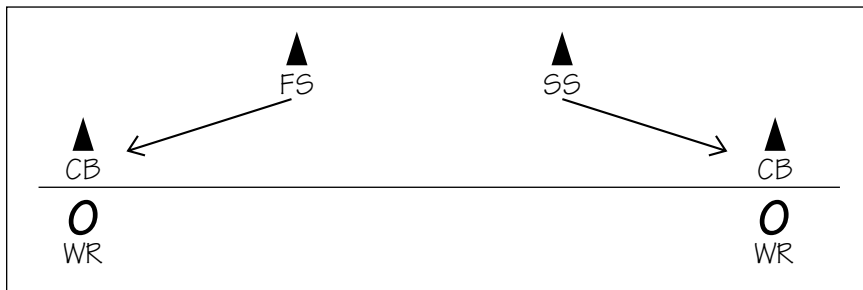
Although a defense may employ 20 to 30 different pass coverages in the secondary, four basic coverages exist. Because most defenses begin with four players in the secondary, the coverages are called *cover one*, *cover two*, *cover three*, and *cover four*. The following list gives a description of each:

- ✓ **Cover one:** In this coverage, shown in Figure 5-5, one deep safety is about 12 to 14 yards deep in the middle of the field, the two cornerbacks are in *press coverage* (on the line of scrimmage opposite the two receivers), and the strong safety is about 5 yards deep over the tight end. Cover one is usually a man-to-man coverage. A running play works best against this type of coverage.
- ✓ **Cover two:** This time, both safeties are deep, 12 to 14 yards off the line of scrimmage, as shown in Figure 5-6. The two cornerbacks remain in *press coverage*, while the two safeties prepare to help the corners on passing plays and come forward on running plays. A deep comeback pass, a crossing route, or a swing pass works well against this type of coverage.

**Figure 5-5:**  
Cover one  
puts one  
safety or  
secondary  
player deep.

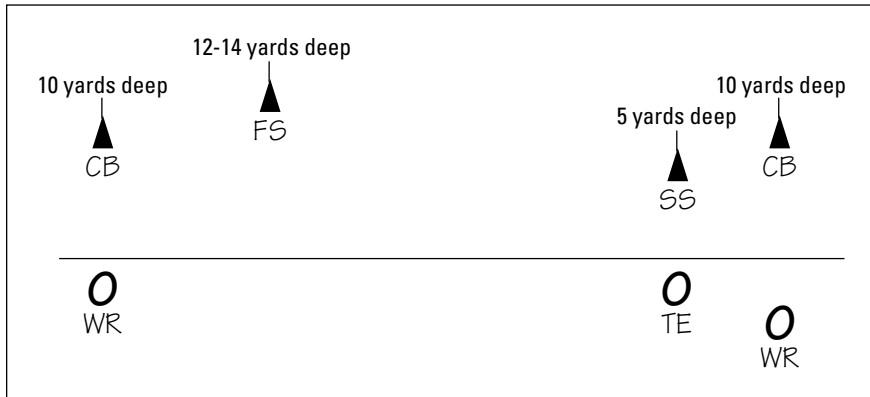


**Figure 5-6:**  
Cover two  
puts both  
safeties  
deep.

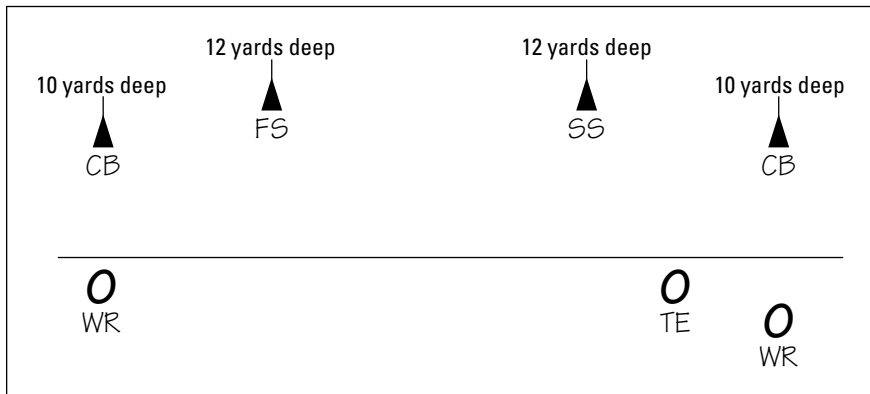


- ✔ **Cover three:** This coverage, shown in Figure 5-7, has three defensive backs deep. The free safety remains 12 to 14 yards off the line of scrimmage, and the two cornerbacks move 10 to 12 yards off the line of scrimmage. Cover three is obvious zone coverage. The strong safety is 5 yards off the line of scrimmage, over the tight end. This is a stout defense versus the run, but soft versus a good passing team. In this cover, a quarterback can throw *underneath passes* (short passes for beating the linebackers who are positioned underneath the defensive back's coverage). It's difficult for some linebackers to stay with quicker, faster receivers in this area.
- ✔ **Cover four:** In cover four, what you see is what you get, as shown in Figure 5-8. All four defensive backs are off the line of scrimmage, aligned 10 to 12 yards deep. Some teams call this coverage "Four Across" because the defensive backs are aligned all across the field. The cover four is a good pass defense because the secondary players are told to never allow a receiver to get behind them. If offensive teams can block the *front seven* (a combination of defensive linemen and linebackers that amounts to seven players), a running play works against this coverage.

**Figure 5-7:**  
In cover three, three defensive backs line up deep.



**Figure 5-8:**  
Cover four aligns all four secondary players off the line of scrimmage.





## Passing and catching greats

A football team needs all kinds of warriors to make the passing game work. Here are a few snapshots of the performers who are worth remembering. Many of them mixed style with grace, talent, and toughness.

- ✔ The San Diego Chargers had a receiver named "Bambi." Lance Alworth hated his nickname, which was given to him by a teammate who thought that he had the speed and grace of a deer. Alworth had short hair and brown eyes and ran like the wind, and right into the Pro Football Hall of Fame. Alworth was the second player to reach 10,000 receiving yards.
- ✔ Joe "Willie" Namath was one of the first players to wear white football shoes. "Broadway Joe" was a flashy bachelor quarterback for the New York Jets in the 1960s and early 1970s who once wore a fur coat on the sidelines. In the 1967 season, he threw for 4,007 yards in just 14 games. And Namath followed through on his guarantee to beat the heavily favored Baltimore Colts in Super Bowl III.
- ✔ Curly Lambeau was first a quarterback/coach of the Green Bay Packers. As a coach, Lambeau (the Green Bay stadium is named after him) opted for a wide-open passing game in the 1930s when most NFL teams were still slugging each other with the running game. Lambeau made stars of players like receiver Don Hutson (see Chapter 22).
- ✔ Johnny Unitas is in the Hall of Fame, but he wasn't always a Baltimore Colts' star. He played minor league football in 1955 for \$3 a game. The Pittsburgh Steelers drafted him but then didn't believe that he was good enough to make their team and released him from their roster. Unitas, famous for his black high-top football shoes, ended up being the first quarterback to pass for 40,000 yards.



## Chapter 6

# On the Ground

---

### *In This Chapter*

- ▶ Looking at the roles of the fullback and running back
  - ▶ Understanding why all sizes and shapes can excel at the running game
  - ▶ Sorting through the million or so assignments
  - ▶ Knowing which stances help a runner's vision
  - ▶ Getting the lowdown on running play terms
  - ▶ Finding out about the basic run formations
- 

**R**unning back may be the most physically demanding position in football. A great running back, whose productivity dictates his team's success, is asked to take a tremendous beating on a weekly basis. Every game he faces 11 angry men who have a license to physically punish him. Rarely does one defensive player bring down a great running back. He gets hit from every angle — high and low. Often, one player grabs hold of the running back while a number of defenders take clean shots at him.



One of the toughest football players I played with was running back Marcus Allen. Despite the continual beating he took, Allen would pick himself off the ground and, without showing any emotion, walk back to the huddle and prepare for the next play. I don't know how many times I saw Marcus look like he'd just gotten his head taken off and then come right back for more on the very next play. He was especially determined at the goal line, scoring a then-NFL-record 123 rushing touchdowns even though everyone in the stadium knew that he would be running with the ball. But running was just one facet of his game.

Allen was also the best blocking halfback I've ever seen. Although he weighed only 210 pounds, he would be asked to block a man who outweighed him by 30 to 100 pounds. He was also a gifted pass receiver. Add to this his ability to throw the football (he played quarterback in high school), and you have a rare triple-threat running back. Most great running backs take such a beating that they rarely last more than five seasons in the NFL. Allen retired in 1998 after playing for 16 seasons.

This chapter goes into detail about what makes a great running back — or a good one, for that matter. Obviously, a running back needs to be able to do more than just run with the football. A running back must know his assignments, know the opposing defenses, and be aware of all the players on the field. So, in this chapter, I explain the many different running plays and the varied styles and types of people who fit the mold of a running back. Running backs definitely come in all shapes and sizes, and most of them get the job done.

## An Overview of the Ground Game

In football, the “ground game” refers to running the football (as opposed to passing it). Men have been running with a ball for almost two centuries. Before football, people were fascinated by a sport called *rugby*, which was developed by an Englishman in 1823. Players in this sport are tackled by more than one opponent, and the runner isn’t protected by a helmet or shoulder pads. Football is based on rugby — but the men who designed football were smart enough to add protective gear to the mix.



Running the ball is the basic premise of football, and it’s the easiest way to move the ball. A team runs three times and gains 10 yards, and that’s good enough for a first down and another set of four downs. What could be easier? In youth football, every team runs. After all, what 11-year-old can pass like former Miami Dolphins quarterback Dan Marino? And learning the fundamentals of running the ball is much easier than learning how to run pass routes.

Most championship football teams are excellent at running the football. The Denver Broncos won the Super Bowl in 1998 because they had a better running game than the Green Bay Packers. The Broncos could run, and the Packers couldn’t stop them and their talented running back Terrell Davis. In fact, Denver’s offensive line was really fired up for that game — they wanted to block and open holes — because they felt that the Packers, the media, and some NFL insiders weren’t giving them enough respect.

The New York Giants won their second Super Bowl after the 1990 season, beating a superior Buffalo Bills team, because they could run and keep the clock moving. They also kept the ball away from Buffalo’s high-powered offense. This ploy is called *ball control*, which is a common football term. When a team is ahead, running the ball is the best way to maintain possession and keep the clock moving, because the clock doesn’t stop if a player is tackled in-bounds. However, if the quarterback throws an incompleteness, the clock stops. Stopping the clock is advantageous to the defense; it gives them a breather and gives them hope that they may get the ball back. So when a team is running the football successfully, usually it’s physically whipping the other team. And that’s the object of the game!

Fans may think that the NFL is a pass-happy league and that colleges are right behind, imitating that offensive attack. But in 2006, 23 NFL running backs rushed for 1,000 yards or more, with LaDainian Tomlinson of the San Diego Chargers leading the pack at 1,815 yards. Tomlinson gained more than 100 yards a game ten times. Other outstanding running backs include Larry Johnson of the Kansas City Chiefs (1,789 yards) and Frank Gore of the San Francisco 49ers (1,695 yards).

## The Men Who Play the Ground Game

Understanding what's going on during running plays is much easier when you know who's who. In this section, I explain what each position does, what type of player plays each position, and how each player lines up in the *backfield* (the area of the field behind the quarterback and the line of scrimmage).

### The big back (or fullback)



When a team employs two backs in the offensive backfield, the bigger of the two is generally called the *fullback*. He's there to block and clear the way for the *halfback*, or the main ball carrier. Teams generally don't share the running chores. Instead, they prefer to have one back receive the majority of the rushing attempts. Any player in the backfield who runs with the ball is called a running back. The halfback is the primary running back in the *veer formation*, and a tailback is the primary running back in the *I formation* (I explain both of these formations later in the chapter). Running backs don't like to share, either; most of them want the ball as many times as they can get it.

You may think that the fullback's job is a thankless one, but most fullbacks get a lot of satisfaction from making a great block, generally on a linebacker, and winning the physical battle against players who usually are bigger than they are.



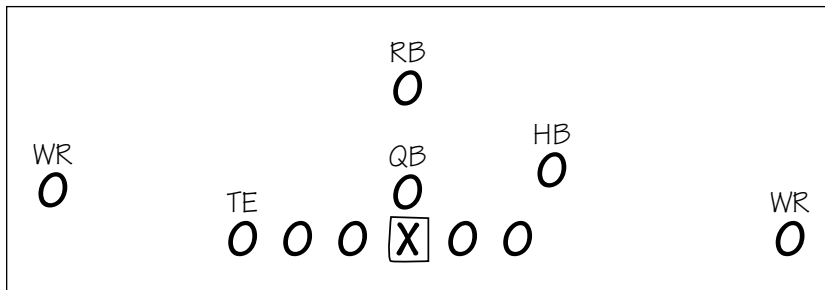
In the old days, 30 to 50 years ago, some of the best runners were fullbacks. Marion Motley of the Cleveland Browns in 1949 weighed almost 240 pounds and carried defenders down the field. Cookie Gilchrist was a 252-pound fullback with the Buffalo Bills in the mid-1960s; he was one devastating blocker and could run, too. So could Larry Csonka, a former Miami Dolphin, who was the dominant fullback of the 1970s.

In today's NFL, the best all-around fullback is probably the San Diego Chargers' Lorenzo Neal. He's a difficult runner to tackle on short-yardage plays, when the offense needs to gain only a yard or two. As for Neal's ability to lead the way blocking, the fullback has shared backfield duties with a 1,000-yard rusher for ten consecutive seasons. Neal's blocking has made these outstanding runners even more outstanding: Adrian Murrell, Warrick Dunn, Eddie George, Corey Dillon, and LaDainian Tomlinson.

On most teams, the fullback doesn't carry the ball much. On some teams, the fullback blocks for the runner, stays in the backfield to protect the quarterback, and occasionally swings out of the backfield to catch a pass. Some fullbacks actually catch more passes than they rush the ball.

The fullback position has evolved through the years, as offenses have. Many teams employ a simple offensive formation called the *one-back set*, as shown in Figure 6-1. In such an offense, another back still can be in the lineup. If another back is used, he's called the *H-back* (HB). This player is more of a blocker, though, and he usually lines up close to the line of scrimmage, almost like a tight end. Prior to the snap of the ball, the H-back frequently comes in motion, generally to the side to which he's going to help block. I've heard some people refer to this player as a *GIB*, or guard in the backfield. He's a big guy who packs the blocking punch of an offensive guard.

**Figure 6-1:** This one-back set features a main back (RB) and an H-back (HB), who blocks for the main back.



## *The principal ball carrier (or halfback)*

The running back is any team's principal ball carrier. On most teams, he's called the *halfback*, the *tailback*, the main man (check out Figure 6-2 to see tailback Reggie Bush in action). When teams — high school, college, or NFL — find a good running back, they give him the ball. And they give it to him as often as he's willing and able to carry it.

Runners like the Kansas City Chiefs' Larry Johnson are used to being the principal ball carriers. During the 2006 season, Johnson broke the record for the most rushing attempts in a single season. He carried the ball 416 times, surpassing the previous record of 410, which was set by Atlanta's Jamal Anderson in 1998. To show that Johnson truly was the main man, fullback Michael Bennett had the second most carries for the Chiefs, only 36. Johnson was clearly the Chiefs' workhorse on offense.

**Figure 6-2:**  
Tailback  
Reggie  
Bush (5)  
of the  
University  
of Southern  
California  
leaps over  
UCLA  
players to  
score a  
touchdown  
in 2005.



Photo credit: © Lucy Nicholson/Reuters/Corbis

Runners like Larry Johnson and LaDainian Tomlinson probably would tell you that they wouldn't mind carrying the ball even more often than they actually do. Toting the football is a status symbol, after all. The great Jim Brown of the Cleveland Browns led the NFL in rushing eight times (see Chapter 22 for more information about Brown).

## *Running Backs Come in All Sizes and Shapes*

You may hear football coaches say that a particular player is the prototype performer at a particular position, but no such prototype exists at running back. Running backs come in all sizes and shapes. Little guys like the ex-Detroit Lions' Barry Sanders, ex-Chicago Bear Walter Payton, and the ex-Buffalo Bills' Thurman Thomas, who were quick and slippery players, excelled at the highest level. Big brutes like Jim Brown of the Cleveland Browns, Earl Campbell of the Houston Oilers (now the Tennessee Titans), John Riggins of the Washington Redskins, and Jim Taylor of the Green Bay Packers also had successful NFL careers.

Running back Emmitt Smith, who scored a record 25 touchdowns in 1995 and who now holds the NFL record for yards gained, was an example of the tough, physical inside runner who weighs only 210 pounds. Pittsburgh Steelers tailback Jerome “The Bus” Bettis was 50 pounds heavier than Smith, but I still consider him a halfback, not a fullback, because he was the main runner on his team. And I can’t forget former Dallas Cowboy Tony Dorsett, the retired Marcus Allen, and ex-San Francisco 49ers Roger Craig and Tom Rathman — all good backs, but never listed as little guys *or* big brutes.

Next, let me clear up the myth that you have to be extremely fast to be an excellent running back. Marcus Allen had only average speed; in fact, some scouts thought that he was too slow. But in his outstanding career, he scored 145 touchdowns and gained 12,243 yards rushing. Allen was elected to the Football Hall of Fame on his first try in 2003.



Allen was football’s finest *north/south runner* — which means that he didn’t mess around dancing “east” or “west” behind the line of scrimmage. When trapped by defensive players, the quickest and best way to gain yards is to go straight ahead; that’s the primary trait of a north/south runner.

Little guys slip by opponents in the open field. They’re difficult to grab hold of and tackle — it’s almost like their shoulder pads are covered with butter. Barry Sanders fell into that group. So did Dorsett and Lionel “Little Train” James, who played for San Diego in the 1980s. On the other hand, big brutes like Jim Brown simply run over everyone. Brown never concerned himself with making tacklers miss him. At some point, every coach looks for a big back who can run over everyone in his way.

Regardless of their size or skill level, the common denominator in all these men is that they were physically tough, determined, and talented football players. Any type of runner can be a good running back, as long as he’s playing in the right system and gets help from his teammates.

## Running Back Fundamentals




On most football teams, the running back is the best athlete on the team. The demands on him, both physically and mentally, are great. Here I list the basic skills that every running back must be able to do well:

- ✓ **Line up in the right stance:** The most common stance for a running back is the *two-point stance*. A tailback in the I formation often uses the two-point stance with his hands on his thighs, his feet shoulder width apart, and his weight on the balls of his feet. His head should be up, his legs slightly bent at the knees, and his feet parallel to one another, with his toes pointed toward the line of scrimmage. (For more information about running back stances, see the section “Finding the Perfect Stance for Every Formation,” later in this chapter.)

- ✔ **Receive a handoff:** A runner must receive the football from the quarterback without fumbling. To do this properly, his arms should form a pocket outside his stomach. If the back is right-handed, his left arm should be bent at the elbow in a 90-degree angle with his forearm parallel to the ground. The palm of his left hand should be turned up. His right arm should be up to receive the ball so that when the quarterback places the ball in his stomach area, his right forearm and hand close around it. Figure 6-3 shows how a receiver takes a handoff and holds the ball while running. After he has possession of the ball, the back should grip the ball at the tip and tuck the other end into his elbow with one side of the ball resting against his body. His arm should be in somewhat of a V-shape.
- ✔ **Run at top speed:** A running back should attempt to be running at near top speed when he grabs a handoff. He should keep his head upright and his shoulders square to the line of scrimmage, and for most backs it's best to run with a forward lean to their shoulders. Running with the lean keeps a back's body low and keeps his legs driving forward. When making cuts, the back should plant and accelerate off the foot that's opposite the direction that he's running. For example, if he wants to go left, he should plant on his right foot. When running behind a blocker, he should be behind the blocker's outside hip. When the block is made, the back should cut quickly behind the blocker's inside hip when turning upfield. For cut-back running, the back should fake a step away from the defender (trying not to shift too much weight) and then turn quickly to the inside of the defender. The defender must move for the cut-back to be successful.
- ✔ **See the field:** When you watch a back like the New Orleans Saints' Reggie Bush run, you'd swear that he has eyes in the back of his head. How else can you explain his cuts and moves and his escapes from defensive trouble? Like a basketball guard running a fast break, a back needs to have peripheral vision. He needs to be able to see what's coming at him from the corners of the field. Backs with exceptional speed (4.4 seconds in the 40-yard dash) can gain many more yards by seeing where the defensive pursuit is coming from and by running away from it. However, backs without great speed can be successful by sensing danger while trying to maintain a straight line to the end zone (these backs are called *north-south runners*). But backs with great speed can outrun many defenders by heading to the corner of the end zone if a defender is 10 yards away to their left or right.
- ✔ **Block for another back:** A team's principal running back is rarely a good blocker. The best blockers among the backs are the fullbacks, who are asked to block players 30 to 100 pounds heavier than they are. A running back needs to stay low and explode into the defender's upper body while using his hands (closed-fist) and forearms to make contact. A lot of backs try to block a linebacker or defensive back low (at his legs), but this technique is rarely successful. Many defensive players are capable of jumping up and then shoving the back down to the ground as they move past him. Coaches want their backs to get a piece of the defender and knock him off his line to the quarterback or ball carrier.

**Figure 6-3:** One of a running back's main concerns is ball protection. Receiving a handoff properly, as shown here, is essential.



## *Running Backs Have an Assignment for Everything*

A running back has a responsibility on every play. I think that running backs have the toughest job on the football field because not only do they have to know every play like a quarterback, but they also make physical contact on virtually every down.



No matter how fast an athlete is, how big a brute he is, or how slippery or quick he is, he won't be able to play as a running back if he doesn't have a brain and can't think on his feet. I think the main reason that many outstanding college runners never make it in professional football is that the pro game simply overloads their brains.

Here's a rundown of a running back's job description:

- ✔ **He's an every-minute player.** While he's on the field, he never has a minute to let up, and he never has a chance to take a play off. He can't afford to line up and merely go through the motions. When he doesn't have the ball, he must follow through with his fakes and pretend that he has the ball.
- ✔ **On every play, he must know what down it is and how many yards are needed for a first down.** He must know when to lower his shoulder and go for a first down and when to keep a drive alive by making a move and gaining a little extra yardage, helping his team move into scoring range.



- ✔ **He must know the time on the clock in order to know when to go out of bounds and when to turn upfield and gain extra yardage.** Stopping the clock is critical when a team is behind in the score.
- ✔ **He must know the defense's various alignments and then adjust his thinking to those alignments on pass plays and running plays.** On a pass play, he must know the protection scheme because he may be asked to throw a block to give the quarterback time to pass.
- ✔ **He must know every play and all its variations.** For example, on one running play, he may have to block a linebacker. But on the same play called against a different defensive front, he may be asked to block a defensive end.

On running plays, a running back must know the opposition's defensive schemes so that he can predict which defender will be the first guy coming to make the tackle. Although this information may not be important to the runner carrying the ball, it's valuable for the other back who's asked to block on the play.

- ✔ **He must know every pass route called because he may be the first receiving option on a play.** He must know the defense's coverage in order to adjust his route accordingly. For example, if the linebacker goes out, he may have to go in, and vice versa. He must know how deep he has to get on every pass route so that he's timed up with the quarterback's drop. Because the quarterback may throw the ball before the runner turns to catch the ball, he must run the exact distance or the timing of the play will be messed up.
- ✔ **He must know every hole number in the playbook.** A typical NFL playbook may contain between 50 and 100 running plays. The holes, which are numbered, are the only things that tell the running back where he's supposed to run with the ball. The play will either specify the hole number or already be designed for a specific hole.

## Finding a great running back

In college, coaches give a great high school running back a scholarship, and they have him for four years. Now, it doesn't look good for your program if you beg a player to come to your school and then end up cutting him or taking away his scholarship because he doesn't live up to your expectations. This is what I mean when I say that he's yours for four years.

The difference for pro running backs is that the NFL is a big business. Running backs can be


signed to big contracts, but teams can always cut them and lose nothing but a few days or weeks of coaching time and a few dollars. Today, such dismissals are viewed simply as bad money deals or bad investments. Therefore, when a head coach finds a runner who can run for over 1,000 yards, score whenever he needs to, and carry the team when the quarterback is having an off day, he knows that he has a winner.

## Finding the Perfect Stance for Every Formation




A running back can use two stances: One is the *up stance*, where he has his hands resting on his thighs, a few inches above his knees, as shown in Figure 6-4. This stance is also called the *two-point stance*. The second is the *down stance*, where he puts his right hand on the ground like a lineman, as shown in Figure 6-5. It's also called the *three-point stance* because one hand and both feet are on the ground.

**Figure 6-4:**  
A running back's up stance (or two-point stance).



**Figure 6-5:**  
A running back's down stance (or three-point stance).



Runners can use the two-point stance when they're in the *split-back formation*, with one back aligned to the left and one to the right of the quarterback. (For more information about this formation, see the section "Lining Up: The Formations," later in this chapter.) However, most coaches prefer that their runners use the three-point stance in this alignment, because they believe that the stance provides the runner with a faster start than the upright stance — much like a sprinter bursting from his blocks. Some runners remain in the two-point stance in split backs, which can tip off the defense that they're going to pass-protect for the quarterback or run out for a pass. The running backs can then resort to a three-point stance with the intention of confusing the defense.

In the *I formation*, so named because the center, quarterback, fullback, and halfback line up behind one another to form a letter I, the deep back is always in a two-point stance. The fullback in the I formation is in front of the tailback. He can be in either a two-point or a three-point stance because he's blocking on 95 percent of the plays. The up stance is better on passing downs because it enables the running back to see the defensive alignment better. It enables him to see whether a linebacker may be blitzing, especially if he must block this defender. The three-point stance is better for blocking because the running back can exert his force upward and to the defender's chest and upper body.

## *Protecting Yourself and the Ball*

To be an exceptional runner, a running back must know *pursuit* and *angles*. I'm talking football language here, not physics. What I mean is that the runner must understand where the defensive players are coming from (the pursuit) and from what direction (the angle) they plan on tackling him.

If a runner understands these basic principles, he can protect himself from being injured by bigger defensive players. Knowing which direction the defensive players are coming from is also important so that he can prepare himself for the contact and protect the football.

Before contact, the running back braces the ball against his body while protecting the outside of the ball with his hand and forearm. Some backs prepare for the collision by wrapping their other arm around the football as well. Also, the back dips his shoulders and head and rolls his shoulders inward away from where he expects the first contact to come from. When facing smaller defenders, the running back may use a *stiff arm* (extending his free hand) to jostle the defender in his face mask or shoulder area. A back uses a stiff arm to push a tackler away from him or to reduce the tackler's ability to go after his legs.

HALL OF FAME



## Dorsett goes the distance

A player can return a kick or punt for 100 yards or more to score a touchdown, but the longest possible run is 99 yards. Former Dallas Cowboys running back Tony Dorsett, a Heisman Trophy award winner from the University of Pittsburgh, covered exactly that distance in 1983.

The amazing part about the play is that Ron Springs, the Cowboys' other running back, was supposed to get the ball; the play was designed for him. But Springs misunderstood quarterback Danny White's call and left the huddle, returning to the sidelines. With Springs gone, Dallas had only ten players on the field. And because quarterbacks don't do much blocking, only 8 Cowboys were available to block 11 Minnesota Vikings (I say only 8 because one of the remaining 9 was Dorsett, who was carrying the ball).

Dallas, coached by the highly specialized and inventive Tom Landry, always did a lot of substituting. But White didn't know that Springs had left the huddle. As White turned away from the line of scrimmage, looking for Springs, he instead came face to face with Dorsett. White did what any panicked quarterback would do: He handed the ball to Dorsett. But the play didn't end up being a flop. Dorsett faked left, stopped, and then headed around the right end. He broke through the first line of defenders and was off to the races.

Dorsett's run still stands as the longest run from the line of scrimmage in NFL history. It may be equaled someday, but it will never be surpassed.

REMEMBER



The most important aspect of a running back's game is protecting the football. On the first day of practice, the first thing the coach tells his running backs is this: If you don't protect the football, you won't play. By "protecting the football," I'm talking about not fumbling the ball and leaving it on the ground where the opposition can recover it and gain possession. How well you protect the football isn't a matter of how big you are, but how well you concentrate.

## Understanding the Terms of Running

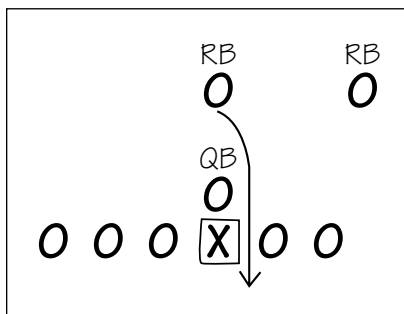


Instead of simply calling every carry a run, the football powers that be have invented a few run terms that you should remember. These are the basic styles of rushing plays, and they're used in all levels of football:

- **Blast or dive:** Every team has the blast or dive run in its playbook; it's the simplest of carries. Usually led by a blocking fullback, the running back takes a quick handoff from the quarterback and hits a hole between an offensive guard and a tackle. On some teams, this run ends up between a guard and the center. The offense calls this run when it needs a yard or two for a first down. The runner lowers his head and hopes to move the pile before the middle linebacker tackles him.

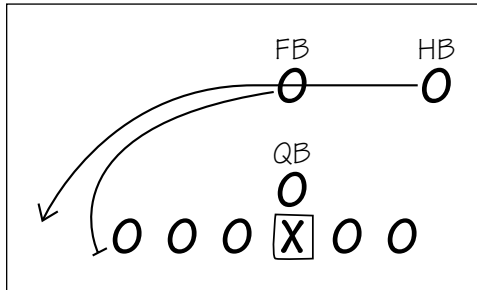
- ✔ **Counter:** This play is a misdirection run by design. The quarterback fakes a lateral toss to one back who's heading right, running parallel to the line of scrimmage. He's the decoy. The quarterback then turns and hands off to the remaining runner in the backfield, generally a fullback, who runs toward the middle of the line, hoping to find an opening between either guard and the center.
- ✔ **Draw:** This is a disguised run, which means that it initially looks like a pass play. The offensive linemen draw back like they're going to pass-protect for the quarterback (QB). The quarterback then drops back and, instead of setting up to pass, he turns and hands the ball to the runner, as shown in Figure 6-6. After the running back (RB) receives the ball, he wants to reach his maximum speed quickly to take advantage of the anticipated huge holes at the line of scrimmage. The goal of every draw play is for the defensive linemen to come charging at the quarterback, only to be pushed aside by the offensive linemen at the last second. To fool the defense with this run, a team must have an above-average passing game.
- ✔ **Off-tackle:** The off-tackle is the oldest run around — it's a byproduct of the old single wing offense from 90 years ago (see the sidebar "Single wing"). It's a strong-side run, meaning that the halfback (HB) heads toward the end of the line where the tight end, the extra blocker, lines up. The runner wants to take advantage of the hole supplied by the tackle, tight end, and his running mate, the fullback (FB). He can take the ball either around the tight end, as shown in Figure 6-7, or outside the tackle. He hopes that the fullback will block the outside linebacker.
- ✔ **Pitch:** This run is usually from a two-back formation. The quarterback takes the snap and fakes a handoff to the first back (HB), who's heading directly toward the line of scrimmage; he then tosses (or pitches) the ball laterally to the other runner (FB), who has begun to move to the outside, as shown in Figure 6-8. The runner can either take the pitch outside or cut back toward the inside. Pitch plays can be designed to go in either direction.

**Figure 6-6:**  
In the draw play, the QB drops back to pass and then hands off to the RB who's pretending to pass-block.

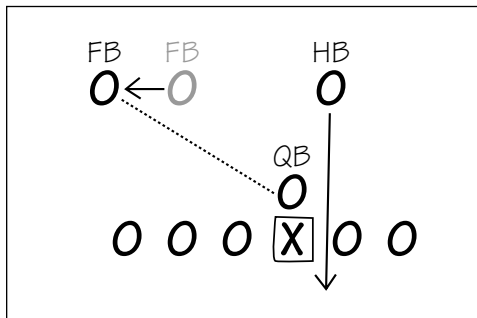


**Figure 6-7:**

In the off-tackle run, the FB leads the HB around the right side. The FB clears a path for the HB by blocking either the outside linebacker or the defensive end on that side.

**Figure 6-8:**

In the pitch run, the QB fakes a handoff to the HB and then tosses the ball to the FB.

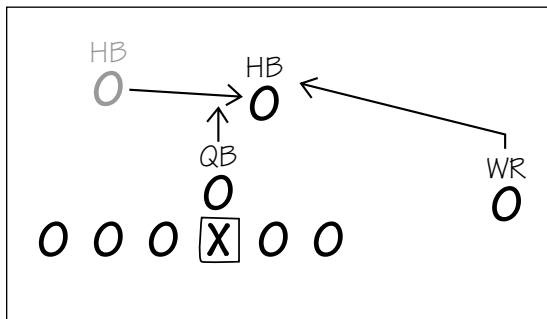


✔ **Reverse:** For this play, the halfback receives the handoff from the quarterback and then runs laterally behind the line of scrimmage. (The play can be designed for the back to run in either direction.) The ball carrier meets up with a wide receiver (WR) or flanker running toward him and then hands the ball to that receiver or flanker, as shown in Figure 6-9. The offensive line blocks as if the ball were intended for the halfback so that the defensive players follow him. After the receiver is in motion and has the ball, he runs in the opposite direction, or against the flow of his own blockers. This play really works if the receiver is a fast and tricky runner. It helps if the interior defensive players and linebacker fall for the halfback's initial fake. Also, the weak-side defender, the last line of defense, must leave his position and chase the halfback. Otherwise, this weak-side defender is in perfect position to tackle the receiver.

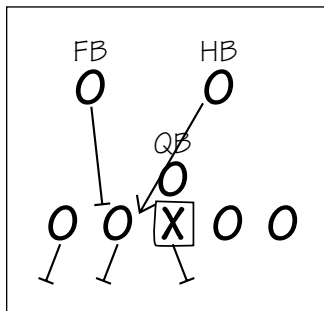
- ✔ **Slant:** This run is exactly like it sounds. Instead of running straight toward the line of scrimmage, the runner (HB) slants his angle outside after he receives the ball, as shown in Figure 6-10. A slant is used to take advantage of defenses that overpursue, allowing offensive linemen to be more effective by pushing the defenders to one side.
- ✔ **Sweep:** This run is pretty common in every team's playbook. As shown in Figure 6-11, it begins with two or more offensive linemen (which in the figure are labeled as LG and RG) leaving their stances and running toward the outside of the line of scrimmage. The ball carrier (HB) takes a handoff from the quarterback and runs parallel to the line of scrimmage, waiting for his blockers to lead the way around the end. The run is designed to attack the defensive end, outside linebacker, and cornerback on a specific side. Most right-handed teams (that is, teams that have a right-handed quarterback) run the sweep toward the left defensive end. The sweep can begin with the other back faking receipt of a handoff and running in the opposite direction of where the sweep run is headed. Many teams simply have the other back, a fullback, help lead the blocking for the ball carrier.

**Figure 6-9:**

For a reverse, the QB hands off to the HB running to his left. The WR then takes a handoff from the HB and runs the other way.

**Figure 6-10:**

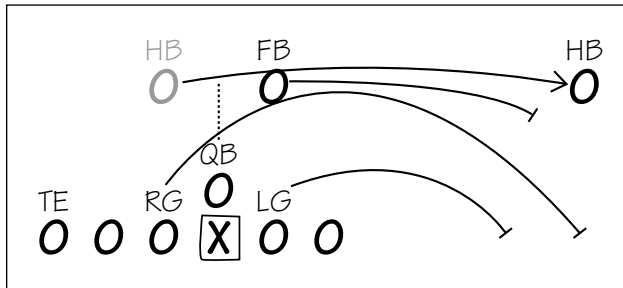
In the slant play, the HB takes a handoff and slants his run to the right side after aligning on the left side.



- ✔ **Trap:** Teams don't use this run very often because it requires quick and agile offensive linemen, and most teams use big blockers these days. As shown in Figure 6-12, the trap is a sucker run that, like the draw, is intended to take advantage of the defensive players' willingness to attack the offense. The trap works well against an aggressive defensive line and linebackers. On the trap, a guard (LG in the figure) vacates his normal area, allowing the defensive player to cross the line of scrimmage and have a clear lane into the backfield. The guard from the opposite side then moves across the line and blocks the defender. This action by the guard is called *pulling*, hence the term *pulling guard*. The trap play has to be well-timed, and after the ball carrier receives the ball, he must quickly dart through the hole behind the trap block.
- ✔ **Veer:** College teams run this play more often than pro teams do because it generally requires a quarterback who's quick-footed and an excellent ball-handler — a quarterback who can run if he has to. As shown in Figure 6-13, the veer is a quick-hitting run in which the ball can be handed to either running back, whose routes are determined by the slant or charge of the defensive linemen. The term *veer* comes from the back veering away from the defense. In Figure 6-13, the quarterback hands off to the halfback, who veers to the right behind his blockers.

**Figure 6-11:**

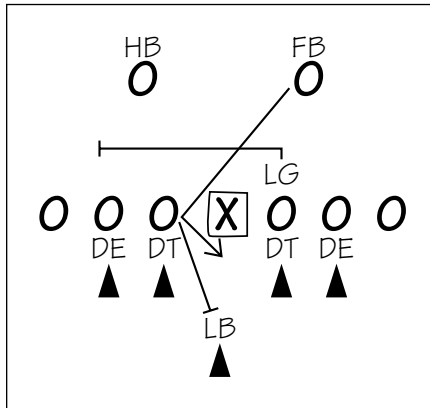
For a sweep play, the HB receives a handoff from the QB and follows the two pulling guards and FB around the weak-side end.



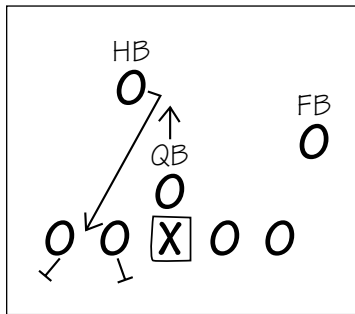


**Figure 6-12:**

As the FB takes a handoff for the trap play, the LG pulls to his right. The center blocks the defensive tackle who is left unblocked.

**Figure 6-13:**

The QB hands off to the HB, who veers to the right between the guard and tackle.



## Lining Up: The Formations



An offensive *formation* is how the offense aligns all 11 of its players prior to using a particular play. A team can run or pass out of many formations, but for this chapter I selected three backfield formations that focus specifically on running backs. One is the *pro-set*, which is also known as the *split-back* or *split T formation*. Another is the *I formation* — where both runners are aligned together behind one another and behind the quarterback and center. And the third is the *I formation's* hybrid, the *offset I formation*. Most teams give these offset formations names like Jack, Queen, Far, Near, and so on. Here are explanations of the three formations:

- ✔ **Split-back formation:** In the split-back formation, the runners are aligned behind the two guards about 5 yards behind the line of scrimmage, as shown in Figure 6-14. Teams use this formation because it's difficult for

the defense to gauge whether the offense is running or passing. With split backs, the backfield is balanced and not aligned toward one side or the other, making it more difficult for the defense to anticipate what the play will be. This formation may be a better passing formation because the backs can swing out of the backfield to either side as receivers.

- ✔ **I formation:** In the I formation, the tailback — the runner who will carry the ball — can place himself as deep as 7 yards from the line of scrimmage, as shown in Figure 6-15. By stepping this far back, the runner believes that he'll be in full stride when he nears the line of scrimmage. Consequently, the I formation is ideally suited to a team with a great running back. Also, the depth allows him to have complete vision of his blockers and the defensive players' first reaction to the run. This formation is called the I because the quarterback, fullback, and tailback form an I, with the fullback between the quarterback and tailback.
- ✔ **Offset I formation:** In the offset I formation, the running back remains deep, 5 to 7 yards from the quarterback. When the running back is this deep, the majority of the time the team plans to run the ball. The fullback or blocking back can be as close as 3 yards to the line of scrimmage, as shown in Figure 6-16. The other back wants to be close to his target: the defender he must block. A good fullback needs only 2 yards before making blocking contact. Also, he's deep enough in case the play requires him to go in motion to either side and swing to the outside for a possible reception. The fullback can be set to the strong side or the weak side of the formation.

## Single wing

The *single wing* was an offensive formation that was popular in the early years of the NFL. Pop Warner developed the formation around 1908. It used four players in the backfield: the quarterback, tailback, wingback, and fullback. In the single wing, the tailback, not the quarterback, was the primary passer and runner. The quarterback was a blocking back like today's fullback.

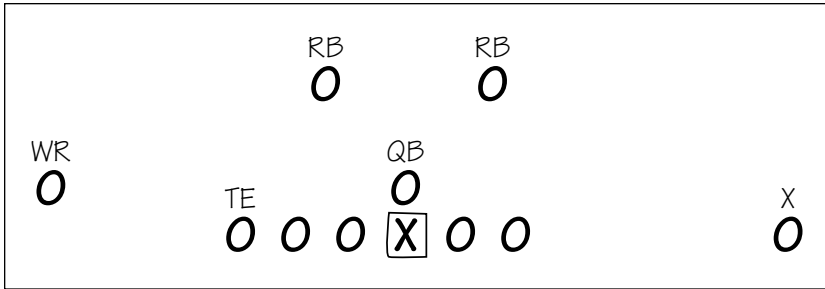
In this formation, the quarterback was positioned close to the line of scrimmage and in a gap (the spacing) between two offensive linemen. The wingback was aligned behind and outside the strong-side end. The fullback was a few steps from the tailback and also aligned to the strong side. Back then, the offensive line

generally was unbalanced — two linemen were to one side of the center and four were to the other side. The strong side was the side where the four offensive linemen were lined up. The ball was snapped to the tailback, not the quarterback, who was about 4 yards behind the center.

Most of the time, offenses ran the ball from the single wing; it was a power football formation. However, with the tailback doing a lot of spinning and faking, the single wing added deception. The tailback often would lateral the ball to another backfield teammate. Teams would run reverses, counters, and trap plays from the formation while also passing the ball.

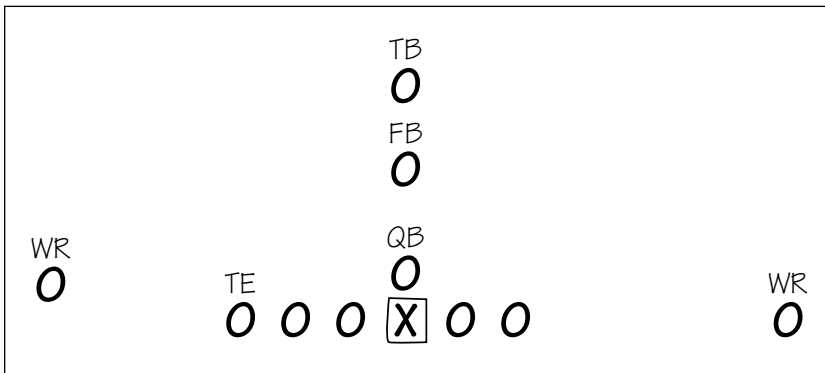
**Figure 6-14:**

In the split-back formation, the two RBs are aligned behind the two guards.



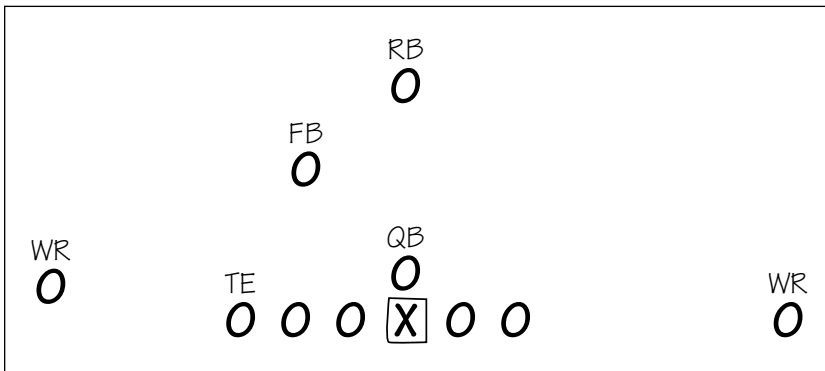
**Figure 6-15:**

In the I formation, the TB lines up 7 yards behind the line of scrimmage with a FB in front of him.



**Figure 6-16:**

In the offset I formation, the RB remains deep, while the FB is set 3 yards behind the line of scrimmage. The fullback can be set to the strong side (as shown) or the weak side.





## Chapter 7

# The Offensive Line

---

### *In This Chapter*

- ▶ The center and everyone else's duties
  - ▶ Lineman body types
  - ▶ The keys to good line play
  - ▶ Blocking, holding, and other things that linemen do
- 

**F**ootball isn't a relationship-driven business. If any positions could be used to illustrate that point, they would be the offensive and defensive line positions. The offensive and defensive lines are the shark and the dolphin, the mongoose and the cobra, of football. In other words, they're natural enemies. Being a defensive lineman, I never encouraged friendships with offensive linemen, but I always respected them. My job was to beat and overpower them in order to help my team win.



When I was with the Raiders in the 1980s, two opposing offensive linemen stuck out: Anthony Munoz, a tackle with the Cincinnati Bengals, and Dwight Stephenson, the Miami Dolphins' center. Unlike many offensive linemen, both of these men were very athletic in addition to being rugged and physical. That's the ideal physical combination for this position. I've seen Munoz play basketball, and for a 280-pounder, he moved as if he were 100 pounds lighter. Great feet. When the ball was snapped, I wanted to be quicker than the man blocking me. My plan was to beat him off the ball and get by him before he could react.

The job of offensive linemen? To protect the most hunted commodity in the game, the quarterback, and to protect the ball carrier. The line also opens up "holes" in the defense for the running backs (by *blocking*, or impeding the movement of, defenders). Ball carriers try to go through these holes, which also are called *running lanes*. The ability to run effectively in a football game is the end result of the offensive line winning the war at the line of scrimmage. It's man against man, and whoever wants it more usually wins.

The offensive line is also essential to the passing game. Its job is to shield the quarterback, allowing him two or three seconds of freedom in which to throw the ball. The more time the line gives the quarterback to scan the field and find an open receiver, the better chance the QB has of a completion or a touchdown pass. Without the O line, the offense would never get anywhere.

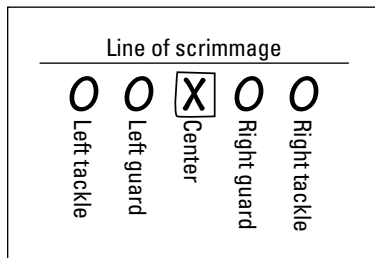
This group, more than any other, needs to work together like the fingers on a hand. The linemen want their offensive teammates to gain yards — the more the merrier. You'll notice that when a team has a great running back who's gaining a lot of yards, the offensive line usually is mentioned as doing its job. A great NFL running back usually rewards his offensive linemen with gifts, such as Rolex watches or vacations.

In this chapter, I explain the positions that make up the offensive line, give some insight into the personalities of offensive linemen, and talk about some of the techniques that offensive linemen use.

## Looking Down the Line

The offensive line is made up of five players, with the man in the middle called the *center*. Every offensive line position is based on the center. To the right of him is the *right guard*, and outside the right guard, is the *right tackle*. To the left of the center is the *left guard*, and outside the left guard is the *left tackle*. Figure 7-1 shows the offensive line and its personnel.

**Figure 7-1:**  
The personnel on the offensive line.



If the quarterback is right-handed, the left tackle is also referred to as the *blind-side tackle*. Why? Well, a right-handed quarterback generally drops back to pass and turns his head to the right while doing so. He can't see behind him, so his left side is his blind side.

The following sections give some generalities about the players at the three main offensive line positions.

## The most special offensive lineman: The blind-side tackle

Most coaches put their best athlete at left tackle if their quarterback is right-handed, which more than 90 percent of quarterbacks are. Different kinds of people play out there (playing this position can feel like being on an island because this tackle receives little or no help), but ideally this player should have quick feet and a good sense of balance.

The blind-side tackle doesn't have to be the biggest, baddest player on the team; he can weigh 300 pounds and be quite adequate. But *reach* (which you get through arm length) is important, and knowing how to use your arms and hands to *jam* (place your hands on the top of your opponent's jersey number) or block is critical. Getting his hands on the defensive

player's numbers, so to speak, guarantees that the lineman is keeping a distance between himself and the defensive player. Gaining this advantage is imperative.

By maintaining proper distance, the offensive lineman isn't as susceptible to the defensive lineman's techniques and moves. If he keeps that distance, he has more time to get his feet into position to block the defender again. Also, distance gives the lineman time to adjust laterally and get in front of his man. If the defender is body to body or hip to hip with the offensive lineman, the lineman is beaten because the defensive player can grab him. The closer the defensive player gets to you, the harder it is to recover and get the correct positional leverage on him.

## Centers

Like a center in basketball, a football center is in the middle of the action. He's the player who snaps the ball to the quarterback. (By *snaps the ball*, I mean he delivers it to the quarterback.) So he must know the *signal count* — when the quarterback wants the ball to be snapped, indicated by a series of commands, such as “Down. Set. Hut hut hut!”



This center-quarterback exchange initiates every offensive play. Before the play begins, the center stands over the ball and then bends down, usually placing both hands around the front tip of the football. He snaps (or *hikes*) the ball between his legs to the quarterback, who reaches for it with both hands under the buttocks of the center. (Refer to Chapter 4 for an illustration of the snap.)

The exchange of the football is supposed to be a simple action, but occasionally it gets bungled, resulting in a fumble. A fumble can be caused by the center not snapping the ball directly into the quarterback's hands or by the quarterback withdrawing his hands before the ball arrives. Because hands are essential to good blocking, centers sometimes worry more about getting their hands into position to block than cleanly snapping the ball to the quarterback. Coaches refer to those poor snaps as *short-arming the ball*. In other words, the center doesn't bring the ball all the way back to the quarterback's hands.



## The neutral zone

The *neutral zone* is the area between the offensive and defensive lines. It's the length of the ball in width. Only the center is allowed in the neutral zone until he snaps the ball. If a lineman from either team lines up in this zone prior to the snap of the ball, his team incurs a 5-yard penalty.

In addition to delivering the ball cleanly to the quarterback, a center must know the blocking responsibilities of every other offensive lineman. The offense never knows beforehand how the defense will set up. And unlike the offense, the defense may move before the ball is snapped, which allows a defense to set up in a vast array of formations. The center is essentially a coach on the field, redirecting his offensive line teammates as necessary based on how the defense aligns itself. On nearly every play, the center points to the defenders and, using terminology that the defense can't decipher, gives his fellow linemen their blocking assignments.

Centers tend to be quick, smart, and even-keeled. The other linemen look to him for leadership and stability. In addition to being mentally tough, a center needs to be physically tough so that he can absorb hits from defensive players while he's concentrating on snapping to the quarterback and delivering the ball cleanly. Fumbles result from poor exchanges between the center and the quarterback when the center is worried more about being hit.



Center is the most demanding position on the offensive line. So when a coach finds a good center, he hopes that he plays for years and years. For example, the Pittsburgh Steelers have had only four regular centers since 1964, more than 40 seasons, to the present: Ray Mansfield; Hall of Famer Mike Webster; Dermontti Dawson, a potential Hall of Famer and member of the NFL 1990s All-Decade team; and current Pittsburgh Steelers center Jeff Hartings. Dawson was one of the finest centers in the NFL. He was quick, smart, and fast enough to leave his area and block for a ball carrier running around the end.

## Guards

Guards, who line up on either side of the center, should be some of the best blockers. In a *block*, an offensive lineman makes contact with a defensive player and uses his hands, arms, and shoulders to move him out of the way. A guard is doing his job if he clears the way, creating a hole for a running back to run through. A guard also must be able to fight off his man — stopping the defender's forward momentum — and prevent him from rushing the quarterback on a pass play.



## Tackles

Tackles tend to be the biggest linemen, and in the NFL they're generally the most athletic. They should be the stars of the offensive line because their job on the ends of the line is to repel some of the game's best defensive linemen and pass-rushers. They need to have great agility, and they also must possess the strength to seal off the outside when a running play occurs. (*Sealing off the outside* means preventing the defensive players from reaching the corner of the line and tackling the ball carrier.)

Sometimes a tackle must shove a defensive player outside when the play is designed toward the middle of the field. He has a lot of responsibility on the *edge* (the outside shoulder of the defensive end or linebacker aligned over him) because there's nothing but open field for the ball carrier if the tackle contains the defensive player(s). Sometimes the tackle must block his man toward the inside, thus allowing the ball carrier to run wide and outside the edge. In some plays, a tackle blocks down on the defensive tackle while the guard pulls to block the defender aligned over the tackle, moving that defender away from the running lane.



The majority of running plays are designed to go inside the tackles. And *off-tackle* runs are usually run to the strong side of the formation, where the tight end, who serves as another blocker, lines up. On off-tackle runs, the tackle must contain his man and push him inside toward the center of the line as the ball carrier runs wide or outside the tackle. If the tackle can't move his man, he must prevent this defensive end or linebacker from reaching the edge of the line of scrimmage, shielding the ball carrier from the defensive pursuit.

## The Lineman Physique: Fat Guys Doing the Job

Fans often look at offensive linemen and say that they're out of shape because they have big, round bodies. But that's the kind of body that most offensive line coaches look for. They don't want sculpted bodies; they want bulky players like Bill Bain, who played for the Los Angeles Rams in the 1980s, and Cincinnati Bengals tackle Willie Anderson. Players like Anderson, who weighs over 340 pounds, have great body mass and great natural strength. If you've been carrying that kind of weight around all your life, you tend to develop good leg strength and a powerful torso. If you're a big man, though, you must have quick feet and good athletic ability to play on the O line — that way you can move the weight and move people out of the way. That's what Anderson has.

The perception used to be that you should stick the biggest, least athletic men on the offensive line. A myth? Somewhat. Today's offensive linemen have gone a long way toward shattering that notion. Players like Matt Birk, Willie Roaf, and Jonathan Ogden range in size from 308 to 340 pounds, and they're fast, agile, and mean.

Today, an offensive line can be made of two different types of players:

- ✔ **The big, burly (heavysset) lineman:** During the Cowboys' Super Bowl run from 1992 to 1995, when Emmitt Smith was the best runner in pro football, the Dallas line consisted of this type of linemen. These players imposed their will on their opponents and pounded them repeatedly — considered a *power offense*. Their style was to beat their opponents into submission. They limited their running plays to maybe five or six; they had those plays and stuck with them.

The power offense is a common style when a coach believes that his offensive line is bigger and stronger than the opposition's defensive line. The Cleveland Browns had such an offensive line for Jim Brown. The problem that defensive players face against such a powerfully built line isn't the first running play, or the second running play, but the ninth play and beyond. As a defensive player, you start getting tired of 300-pound guys hammering at your head.

- ✔ **The smaller, quicker lineman:** This type of lineman is light and agile, with the ability to run and block on every play (they call that *pulling*). This lineman takes more of a surgical approach, slicing and picking the defense apart. The best example of the style of offense that this type of line plays is the classic *West Coast offense*. This scheme involves a lot of *angle blocking*, which means that an offensive lineman rarely blocks the defensive player directly in front of him; he does everything in angles.

The San Francisco 49ers used this finesse offense exclusively while winning four championships in the 1980s. The Denver Broncos won Super Bowl XXXII and XXXIII in 1998 and 1999 with what's considered by today's standards to be a small offensive line, with an average size of 290 pounds. The Broncos used a variation of the West Coast offense, which their head coach, Mike Shanahan, incorporated into his offense after serving as the 49ers' offensive coordinator for three seasons.



I see the difference between these two offensive line styles as the difference between heavyweight boxers George Foreman and Muhammad Ali, with the West Coast style being Ali and the Dallas Cowboys style being Foreman. Every one of Foreman's body punches is magnified by ten, all brute force, whereas Ali works you over like a surgeon, slicing and picking you apart. So offensive line play can be two different types of games.




What style a team chooses often depends on its quarterback, the size and ability of its offensive linemen, and the coach's offensive preference. If your quarterback has the ability to escape the rush, the West Coast finesse works fine. If you have an immobile quarterback, you may want Foreman-like blockers who are difficult to get past.

## *Keys to Successful Offensive Line Play*

Because the offensive line's job is so important, linemen need to develop certain key characteristics, both individually and as a unit. This section outlines some of those critical traits.


### *The proper stance*

Offensive linemen often use a two-point, or up, stance, especially if the team plans to pass. The best two-point stance for a lineman is to be balanced, meaning that the right foot isn't way back. When the foot is back too far, the lineman has a tendency to turn a little more. A lineman must not turn his body to the outside or to the interior. If he gets caught leaning to the outside, he could give the defensive player the corner, the outside edge. When a lineman gives the defensive player the corner, the defender simply dips his shoulders and then runs forward to that corner. Figure 7-2 shows the proper up stance for an offensive lineman.



**Figure 7-2:**  
An offensive  
lineman's  
two-point  
stance  
ensures that  
he remains  
balanced.

On normal downs in which the offense may opt to run or pass the football, many teams put their linemen in a three-point stance, which means right hand on the ground and right foot back, as shown in Figure 7-3. A player must get comfortable in this stance and also maintain his balance so that he doesn't telegraph what he intends to do. The hand on the ground shouldn't be too far forward as to cause a dip in the shoulders; the shoulders should be square. From that stance, you can pull to the right, pull to the left, set up, or drive straight ahead.



**Figure 7-3:**  
On normal  
downs,  
offensive  
linemen  
assume a  
three-point  
stance.

But in a definite passing situation, such as third-and-long, being in a two-point stance is perfectly fine. Moving and maintaining positional leverage is easier and quicker from a two-point stance. (See the “Leverage” section later in this chapter for more information.) You also can run a draw or trap play from that position.

By the same token, if it's first-and-10, an offensive tackle may be able to remain in the up position. For example, say the play is a run designed away from the tackle. From a two-point, up position, he can pull to the inside and help block for the ball carrier. Linemen want to change stances occasionally to prevent the defensive players from zeroing in on exactly what the offense is doing. This changing is known as *giving the defensive player different looks*.

## *A solid base*

To be an excellent offensive lineman, you must maintain proper balance. The key to proper balance is having a solid base. A lineman's feet should be set a little wider than the width of his shoulders; that way, the torso is set like a perfect upside-down T. If the lineman can maintain this stance, in most cases he won't be knocked off his feet. The same principle applies in boxing and

basketball. A boxer always maintains that good base while keeping any leans to a minimum. He doesn't want to overextend his body to one side, thus becoming more susceptible to being knocked off his feet. A basketball player on defense wants to be able to move right and move left while maintaining a good center of gravity. Offensive linemen are the same. If they can maintain a good base, they can utilize their feet and whatever quickness they have.



To maintain a solid base, keep your feet on the ground. If a foot gets caught in the air, a defender can push you aside. Once your foot is in the air, you can't move laterally. And if an offensive lineman can't move laterally, he's beaten.

## *Leverage*

Maintaining positional leverage is important for an offensive lineman. He needs to anticipate where the defensive player is going and then get himself between that player and the quarterback, whom he's trying to protect. The point between the blocker and the quarterback, where the offensive lineman wants to meet the defender he plans to block, is called the *intersection point*. The offensive lineman needs to reach that point as quickly as possible. The slower the lineman assumes that position, the easier it is for his opponent to get him turned. That's really what the defensive player is trying to do — turn the offensive lineman. Once the offensive lineman is turned, the defensive player can shorten his distance to the corner. And once he accomplishes that, the defender can make an inside move because he has the offensive lineman pointed in the wrong direction.

## *Toughness*

An important ingredient in offensive line play is toughness. Generally, toughness is an attitude that a player develops over a period of time. He must have a lot of self-pride and tell himself that no one will beat him. Being tough is a big part of every sport, and it's a sign of a true competitor. A player who has a certain degree of toughness can improve if he plays on a team made up of tough, physical, and aggressive players.

So much of that toughness is mental toughness. Tell yourself, "I refuse to give up!" Many times, a game is like a 15-round prizefight. There's a point when one of those boxers slows down. I don't want to say that he quits, but working hard simply becomes less important to him. That phenomenon happens on a football field, too, and that's where mental toughness comes in. Toughness is essential when run-blocking because it's basically about being tougher than your opponent and wearing him down. Linemen win the fight when they rob their opponents of mental toughness.



## Offensive crackups

Offensive linemen tend to hang in a group: They practice together and go out together.

For example, in 1997, the Denver Broncos had a typical group. Denver's offensive line instituted a kangaroo court — no defense attorneys allowed — in which they fined each other for being quoted in newspapers or talking on radio shows. The plan was for them to be anonymous; they were against publicity. In fact, they fined each other if they received a game ball, usually awarded by the captain or coach for a well-played game. And they fined Pro-Bowler Gary Zimmerman for being a prima donna because he missed training camp during a contract negotiation.

Prior to the Super Bowl, when the NFL ordered the Bronco linemen to talk — 2,000 reporters were asking questions every day — they bit their tongues when they heard how the more-talented Green Bay Packers defensive line was too powerful for them. On game day, they opened huge holes for running back Terrell Davis, who scored three touchdowns and rushed for 157 yards in Denver's 31-24 victory.

When their teammates declared that the offensive line deserved the Super Bowl MVP award for blocking for Davis and protecting quarterback John Elway, the linemen thought that was definitely a bad idea. They would have had to fine themselves \$1,000 or more for accepting such an honor.

## Repetition

Another key to an effective and cohesive offensive line lies in its practice repetition. Take as many snaps as possible in practice, and repeat the same play 10 to 20 times. On any level, many of the best running teams are teams that run three or four basic plays. They keep repeating them, doing them over and over until they're so proficient that no opposition can stop them. In NFL training camps, offensive lines constantly work together, everyone going through the hard times, the long, hot muggy days — everyone working when he's tired. There comes a point when you have to rely on the guy next to you. Working together over and over in the heat of the day can develop real cohesiveness.

## A Lineman's Worst Offense: Holding

*Holding* — when an offensive lineman grabs and holds onto a defensive player — is one of the worst things an offensive lineman can get caught doing. An offensive lineman is whistled for holding when he grabs an arm, a jersey, or even tackles a player who has managed to get around him. Linemen are allowed to use their hands, but they can't use their hands to clamp onto an opposing player and limit his movement.

If a lineman is caught holding a defensive player in the NFL, the penalty is 10 yards from the line of scrimmage; in college, the penalty is 10 yards from the spot of the infraction or, if the penalty occurred behind the line of scrimmage, 10 yards from the line of scrimmage; in high school the penalty is 10 yards from the spot of the foul. Now, some people will tell you that offensive linemen hold on every play, but mainly they're defensive guys like me.

Generally, if the offensive lineman's hands are inside the opponent's shoulder and his chest area (where the jersey number is), he can grab and hold all he wants as long as he keeps the defender in front of him. But if a defender goes down to the ground really fast for no apparent reason, it's obvious that he's being held, even if the offensive lineman's hands are inside.



## Other bad things that offensive linemen do

- ✔ **Clipping:** When an offensive lineman blocks an opponent from behind, hitting him in the back of the legs or in the back. The infraction costs the offense 15 yards. However, clipping is legal within 3 yards of the line of scrimmage.
- ✔ **Chop blocking:** This dirty play (which is worth a 15-yard penalty) is when a lineman dives at an opponent's knees anywhere outside a designated area 3 yards beyond the line of scrimmage. The same block is considered legal when it occurs within 3 yards of the line of scrimmage. Go figure. The worst chop block is when two linemen double-team a defender, one lineman restraining the player around the shoulders while another hits him below the waist.
- ✔ **Encroachment:** Encroachment happens when an offensive player enters the neutral zone before the ball is snapped and makes contact with the opposition. This is a 5-yard penalty. The offense repeats the down.
- ✔ **False start:** A false start is when an offensive lineman who's in a stance or set position moves prior to the snap of the ball. This is a 5-yard penalty with a replay of the down.
- ✔ **Helping the runner:** After the ball carrier crosses the line of scrimmage, an offensive lineman can't push or pull him forward, helping him gain extra yardage. Helping the runner is a 10-yard penalty with a replay of the down.
- ✔ **Ineligible receiver downfield:** A quarterback would never throw the ball to his blockers, but the blockers can be penalized for running downfield if they aren't trying to block defensive players. Linemen who are no longer blocking or have lost their man can't run past the line of scrimmage when the quarterback is attempting to pass. Ineligible receiver downfield is a 5-yard penalty with a repeat of the down.
- ✔ **Offside:** Offside happens when an offensive player lines up over the designated line of scrimmage, trying to gain an edge on blocking or simply forgetting where he should be. Generally, the lineman either places his hand over the line of scrimmage or tilts his upper body over the line of scrimmage. Offside is a 5-yard penalty with a repeat of the down.



Some coaches teach holding, but incorporating it as a base teaching principle is a bad idea. If you teach holding and how to get away with it, players will come to rely on it, and it doesn't always work. Linemen who rely on holding can get themselves out of balance. And the essence of pass protection is to stay in balance as long as you can. *But* if holding protects your quarterback from being slammed to the ground, go ahead and do it.

## Familiar Blocking Terms



You hear a lot of terms thrown around when it comes to blocking. Knowing one type of block from another really isn't that important unless you're trying to impress the most diehard of fans. But, in case you're interested, here's the lowdown on some of the most common terms:

- ✔ **Cut-off block:** Generally used on running plays, which are designed to allow a defensive player to come free, or untouched, across the line of scrimmage. After that happens, an offensive lineman deliberately gets in the way of this on-rushing defender. This block is sometimes called an *angle block* because the offensive lineman hits the defensive player from the side, or from an angle.
- ✔ **Chop block:** The legal variety is used within 3 yards of the line of scrimmage to slow down the opposition's pass rush. A lineman blocks down low with his shoulders and arms, attempting to take the defender's legs from underneath him and stop his momentum. If this play occurs 3 yards or more beyond the line of scrimmage, the blocker is penalized 15 yards. Defensive players wish that this type of block would be outlawed permanently on all parts of the playing field.
- ✔ **Drive block:** This one-on-one block is used most often when a defensive lineman lines up directly over an offensive lineman. The blocker usually explodes out of a three-point stance and drives his hips forward, delivering the block from a wide base while keeping his head up and his shoulders square. The blow should be delivered with the forearms and not the head — the head should be kept to the side of the opponent where the hole for the ball carrier should be.
- ✔ **Double-team:** *Double-teaming* is two linemen ganging up on one innocent defensive player. Two against one. It's more common on pass plays when the center and a guard work together to stop the penetration of a talented inside pass-rusher. However, the double-team also works well on running plays, especially at the point of attack or at the place where the play is designed to go. The double-team blockers attack one defender, thus clearing out the one player who might stop the play from working.



✔ **Man-on-man blocking:** The straight-ahead style of blocking a defender who plays directly over you and driving him out of the hole. Most defenses use four linemen, so man-on-man blocking is common on pass plays, with each offensive lineman choosing the opponent opposite him, and the center helping out to either side.

✔ **Reach block:** When an offensive lineman reaches for the next defender, meaning that he doesn't block the opponent directly in front of him but moves for an opponent to either side. The reach block is common on run plays when the play calls for a guard to reach out and block an inside linebacker.

✔ **Slide block:** When the entire offensive line slides down the line of scrimmage — a coordinated effort by the line to go either right or left. This technique is good when the quarterback prefers to roll or sprint right, running outside the tackle while attempting to throw the football. In that case, the line may slide to the right to give the quarterback extra protection to that side. With a talented cutback runner, this scheme may give the illusion of a run to the right, as the line slides that way while the ball carrier takes an initial step to the right and then cuts back to his left, hoping to gain an edge.

✔ **Trap block:** When the offensive line deliberately allows a defensive player to cross the line of scrimmage untouched and then blocks him with a guard or tackle from the opposite side or where he's not expecting it. The intent is to create a running lane in the area that the defender vacated. The trap is a mind game, really. The offense wants the defender to believe that it has forgotten about him or simply missed blocking him. Once the defender surges upfield, across the line of scrimmage by a yard or two, an offensive lineman blocks him from the side.

This block, depending on the play's design, can come from a guard or a tackle. Teams run this play to either side, and it's important that the center protects the back side of this lane, negating any pursuit by the defense. The trap block is also called an *influence block* because you want to draw the defender upfield and then go out and trap him. Good passing teams tend to be good trapping teams because defenders usually charge hard upfield, hoping to reach the quarterback.

✔ **Zone block:** In this block, each lineman protects a specific area or zone. Even if the defensive player leaves this area, the blocker must stay in his zone because the play or ball may be coming in that direction and the quarterback wants to see that area uncluttered. Blocking in a zone is generally designed to key on a specific defensive player who's disrupting the offensive game plan.

COACH TIP



## Blocking a 3-4 zone blitz defense is tough

The standard defense is the *4-3 defense*, which involves four down linemen and three linebackers. The defense has four guys rushing the passer and everyone else dropping back into zones. That's traditional.

With the *3-4 defense*, you have three down linemen, but one of the outside linebackers or defensive backs always rushes, essentially becoming the fourth player on the line of scrimmage. The offensive line seldom knows which player will be this fourth rusher; they can't account for the personnel like they can with a four-man defensive line. In not knowing which defender plans to rush the passer, the offensive line doesn't know which side to protect. This guessing game causes problems for the offensive linemen. The blockers must react after the snap because they need to think of the many combinations, and often they guess wrong. The 3-4 zone blitz defense definitely makes pass protection more difficult.

The 3-4 zone blitz defense often messes up the quarterback's reads because a safety may become a pass rusher. Most quarterbacks look into the secondary at the safeties and linebackers, hoping to read what areas they plan to

cover once the ball is snapped. When these same players switch roles and come charging upfield rather than dropping into pass coverage, the quarterback must rapidly account for which players will now assume the coverage roles of these safeties or linebackers. The defense hopes that the quarterback reads the defense incorrectly and throws a poor pass.

A lot of 3-4 teams drop defensive linemen into pass coverage, which further complicates pass-blocking schemes. To deal with these combinations of zone blitzes, teams use maximum protection, which means using their running backs as blockers. They ask running backs to negate the extra defensive player coming from the outside or inside.

Besides using maximum protection, the best way to beat a zone blitzing team is to call either a draw play or some other running play from the offense's most successful pass formation set. Coaches refer to this as *showing pass*. Draw plays and max protecting hurt those zone blitzing teams.

## Chapter 8

# Offensive Plays and Strategies

---

### *In This Chapter*

- ▶ Why players are the keys to successful offenses
  - ▶ Running specialized pass offenses like the West Coast offense
  - ▶ Beating different defensive fronts
  - ▶ How to get better field position
  - ▶ Deciding when to gamble on offense
  - ▶ Choosing a goal-line offense
- 

**W**hen I played defense, I knew that the offensive coaches were trying to get into my head and into the minds of my defensive buddies. When calling a specific play, the offensive coaches not only wanted to beat us but also wanted to make us look foolish. This chapter unmasks some of the chicanery that those offensive geniuses come up with when they're burning the midnight oil studying defensive tendencies.

When football teams decide which play or formation to use, they base the decision on the personnel matchups they want. Coaches study the opposition and examine hours of film hoping to find the weak links in the opposing defense. No defensive team has 11 great players. So, the offense's design is to move away from the opposition's strengths and attack the weaknesses.



Here's another thing you should know about offensive strategy: No perfect play exists for every occasion. In strategy sessions prior to a game, a play may look like it will result in a long gain, but in reality it may not succeed for various reasons. It may fail because someone on the offensive team doesn't execute or because a defensive player simply anticipates correctly and makes a great play. Things happen!

In this chapter, I explain the basic offensive approaches to the game and explain some particular plays and overall schemes. Then I discuss which offensive plays or formations work well against particular defenses and in specific situations. When does a quarterback sneak work? When is play-action passing ideal? What goal-line run plays really work? What does a team do on third-and-long? This chapter has answers for all these questions and a whole lot more.

## Understanding That Offense Begins with Players



The first thing you should know about offense is that *players* win games — schemes, formations, or trick plays don't. If a player doesn't execute, none of the decisions that the coaches made will work. And I'm not talking merely from the point of view of an ex-player; coaches, owners, and scouts all know that this is true.

The opposite scenario applies, too: A play designed to gain the offense only a couple of yards can turn into a score unexpectedly if a defensive player misses a tackle or turns the wrong way, or if an offensive player makes a spectacular move. Having been a defensive player, I know that we sometimes had players placed in the right situations to defend a play perfectly, but the play still succeeded because of an offensive player's outstanding effort.

And look at the size of today's offensive players — who can stop them? So many runners and receivers weigh 200 pounds or more, and they all can run 40 yards in 4.5 seconds or faster. (The 40-yard dash is a common test that teams use to measure players' talents.) Peyton Manning, quarterback of the Indianapolis Colts, weighs over 230 pounds and is 6'5". Quarterback Vince Young of the Tennessee Titans is 6'4" and 235 pounds.

And it isn't just the quarterbacks, runners, and receivers who are growing in size. Some teams have 325-pound offensive linemen who can run 40 yards in 5 seconds flat, and some are as agile as men half their size. They're as big as the defensive linemen, therefore giving the skilled players on offense an opportunity to succeed. Every great ball carrier will tell you that he can't gain his 1,000 yards a season without a very good offensive line.

## Helping Offenses by Enforcing an Important Rule

What has aided offensive production in the last dozen NFL seasons is the enforcement of the *5-yard bump rule*. This rule forbids defensive backs from pushing or shoving receivers 5 or more yards beyond the line of scrimmage in hopes of pushing them off their pass routes. The 5-yard bump rule was originally instituted in 1978, but through the years, officials started allowing defensive backs to again use their hands and arms in this manner. This liberal interpretation of the rule hurt the passing game because it prevented offenses from executing their carefully designed plays.

But because the rule is being enforced properly in the NFL today, offenses seem to be taking charge. They're doing a much better job of spreading out the defenses, knowing that they can throw to their outside receivers. Not only has forcing defenses to defend a larger area of the field improved the passing game, but it also has created more opportunities for running backs. With defenders spread out across the line of scrimmage, a runner now has a chance at a longer run if he breaks through the first line of defense.

College football, particularly teams like Florida, USC, and Washington, tend to pass more and have copied many of the NFL formations (and vice versa). What often makes for bigger plays in college football is the fact that not every college team has the defensive backfield talent of an NFL team.

## Specialized Pass Offenses

Few passes travel more than 10 or 12 yards. I'm sure you've heard about *the bomb* — a reference to a long pass — but those 35- to 40-yard or longer pass plays are pretty rare. To put this in perspective: In his 1997 MVP (most valuable player) season, Green Bay Packers quarterback Brett Favre led the NFL with 37 pass plays that covered 25 yards or more. Favre attempted 513 passes, so only 7 percent of his passes gained more than 25 yards.



With the 5-yard bump rule being enforced (see the previous section “Helping Offenses by Enforcing an Important Rule” for more on this rule), offenses like Favre’s are using the pass more and more. As a fan, you should be aware of three types of pass offenses, which I describe in this section.

### West Coast offense

Currently, Matt Hasselbeck and about ten other NFL quarterbacks operate a short, ball-control passing game that’s called the *West Coast offense*. It got this name because it was developed by coach Bill Walsh, who directed the San Francisco 49ers to three Super Bowls. Seahawks coach Mike Holmgren learned the offense as an assistant under Walsh, and its popularity has spread throughout the NFL as other Walsh disciples have begun using it. Many college teams use variations of this offense, depending on the talent of their receivers.

The West Coast offense uses all the offense’s personnel in the passing game, as opposed to an I-formation team that’s structured to run the ball and rarely throws to the running backs. Rather than running long routes downfield, the wide receivers run quick slants or square-out patterns toward the sidelines, hoping to receive the ball quickly and gain extra yards after the catch. The receivers run a lot of *crossing routes*, meaning that they run from left to right in front of the quarterback, maybe 10 yards away. Crossing routes are effective because they disrupt many defensive secondary coverages.

If a running back is good at catching the ball, he becomes a prime receiver in the West Coast offense. This offense also uses a tight end on deeper routes than most other offenses. Because there are so many potential pass catchers (two receivers and two running backs or three receivers and one running back) on a typical pass play, the tight end often can find open areas after he crosses the line of scrimmage. The defensive players in the secondary tend to focus their attention on the wide receivers. The West Coast offense incorporates the tight end into most pass plays, so that player must be an above-average receiver.



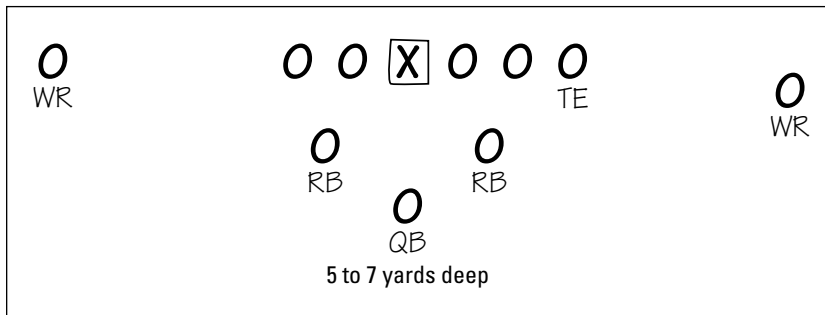
The premise of this offense is to maintain possession of the ball. Although it does have quick-strike scoring possibilities, the West Coast offense is designed to keep offensive drives alive by passing rather than running the ball. One of the basic theories of the offense is this: If the defense is suspecting a run, pass the ball to the running back instead.

## Shotgun offense

For obvious passing downs, some teams use the *shotgun offense*. In the shotgun, the quarterback (QB) lines up 5 to 7 yards behind the center and receives a long snap, as shown in Figure 8-1. The pass plays used in this offense are identical to the ones that are used when the quarterback is under center; offenses use the shotgun simply to allow their quarterbacks more time to visualize the defense, particularly the secondary's alignment. On an obvious passing down, nothing can be gained by keeping the quarterback under center. Why have him spend time dropping back to pass when he can receive a long snap and be ready to throw?

**Figure 8-1:**

In the shotgun offense, the QB lines up 5 to 7 yards behind the center, which enables him to see the defense better.



To run this offense, you want a quarterback who's quick with his decisions and also able to run with the football if the defense's actions make it possible for him to gain yardage by carrying the ball himself.



The best shotgun quarterback I ever saw was John Elway of the Denver Broncos. Jim Kelly of the Buffalo Bills truly excelled in the shotgun, too. Elway and Kelly seemed more comfortable and confident in this formation than other quarterbacks.

But from a defensive lineman's viewpoint, the shotgun is okay because you don't have to concentrate on defending the run; you know that the offense is going to pass. In other formations, a defender has to be prepared for both possibilities: run or pass. He has to think before reacting. When facing the shotgun, a defensive lineman has only one mission: to get to the quarterback as fast as he can.

## *Red gun (or run-and-shoot) offense*

The *red gun offense*, or *run-and-shoot offense*, uses four receivers, one running back, and no tight end. The Houston Oilers and the Atlanta Falcons used this offense in the early 1990s, but both teams have since abandoned it for a more conventional approach because it places too much emphasis on passing. (The Houston Oilers have since moved out of Texas, and now they're called the Tennessee Titans with a home in Nashville.) Some good high school teams in California and Florida that love to throw the football use variations of the red gun, as does coach June Jones of the University of Hawaii.

The red gun is a great offense for fans to watch because it uses so many pass plays. Also, only five offensive linemen are blocking on every play, which creates more opportunities for the defense to place more pass-rushers to one side (called *overloading*); the offensive lineman can't possibly block every one of these pass-rushers. These types of gambles may lead to a sack or a big play — feast or famine. When a red gun offense gives the ball to a running back, he has a chance to make a big play because the defense is concentrating on pressuring the four wide receivers. Depending on how deep the receivers run their patterns, the running back may have a lot of open area on the field to run.

No NFL team has won with the red gun, but the University of Florida won a national championship with it. Defenses need to practice and prepare for running offenses, too, and with a limited amount of practice time on a typical weekday, the red gun offense never gives the defense that opportunity. Instead, the defensive players become accustomed to defending the pass.

Defenses have to be good at stopping the run, too, in order to win. Also, the red gun doesn't employ a tight end — another thing the defense needs to know how to defend.



I always had problems with this scheme as a player because it was an unconventional system. In the red gun, it was difficult to key on the lone running back and anticipate what the play was going to be. This running back usually was in the same alignment, so, to me, some passes looked like run plays, and run plays ended up being pass plays. Offenses often ran *draw plays* (running plays) from an unusual perspective. For example, the team would run a draw as the quarterback was faking like he was going to run around the end (called a *bootleg*), but actually he had already given the ball to the running back; the quarterback was simply pretending to have the ball while running wide. I know that this offense disrupted our defensive coaches. They never seemed sure of which defense worked best against it, especially for us defensive linemen.

## Beating a Defense

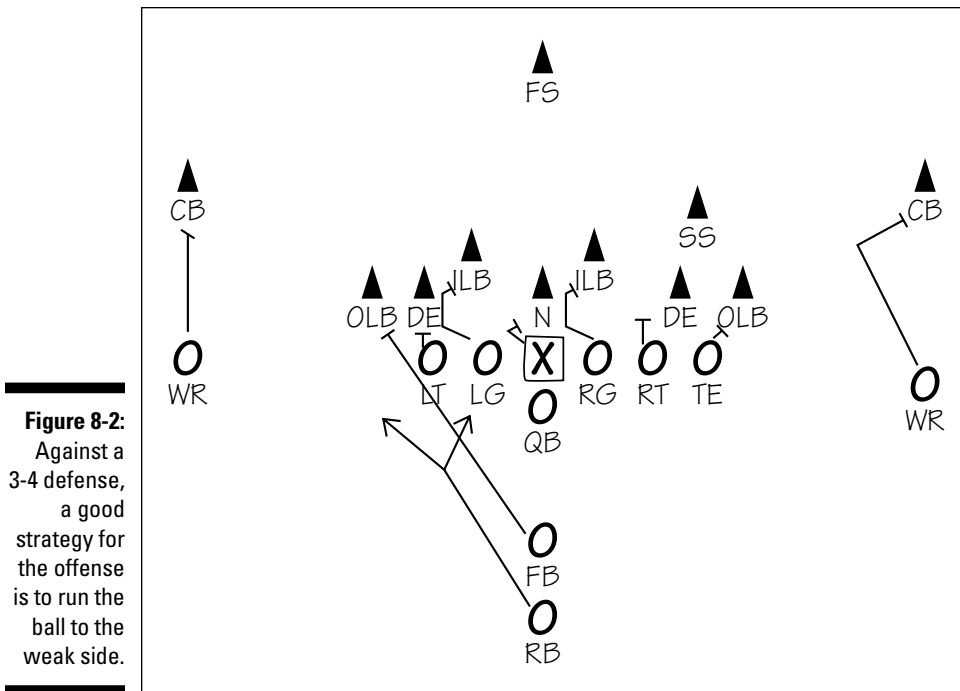
One of the primary factors that helps a coach decide what offense to run and what plays to call is how the defense sets up. Various defenses call for different strategies to beat them. This section talks about some defenses and the offensive plays or formations that may work against those defensive schemes. For more information about any of these defenses, see Chapter 11.

## Battling a 3-4 front



When facing a *3-4 front* (three down linemen and four linebackers), the offense's best strategy is to run *weak side*, or away from the tight end (which is always the strong side of any offensive formation). One possible running play is called the *weak-side lead*. With this play, the defensive end (DE) usually attempts to control and push the offensive tackle (LT) inside toward the center of the line, leaving the linebacker behind him (OLB) to defend a lot of open area. The offense is in the I formation, and the fullback (FB) runs to the weak side and blocks the linebacker, shoving him inside. The left offensive tackle allows the defensive end to push him a little, letting the defender believe that he's controlling the play. However, the offensive lineman then grabs the defender, containing him, and moves him out of the way to the right. The ball carrier should have a clear running lane after he hits the line of scrimmage. Figure 8-2 diagrams this play.

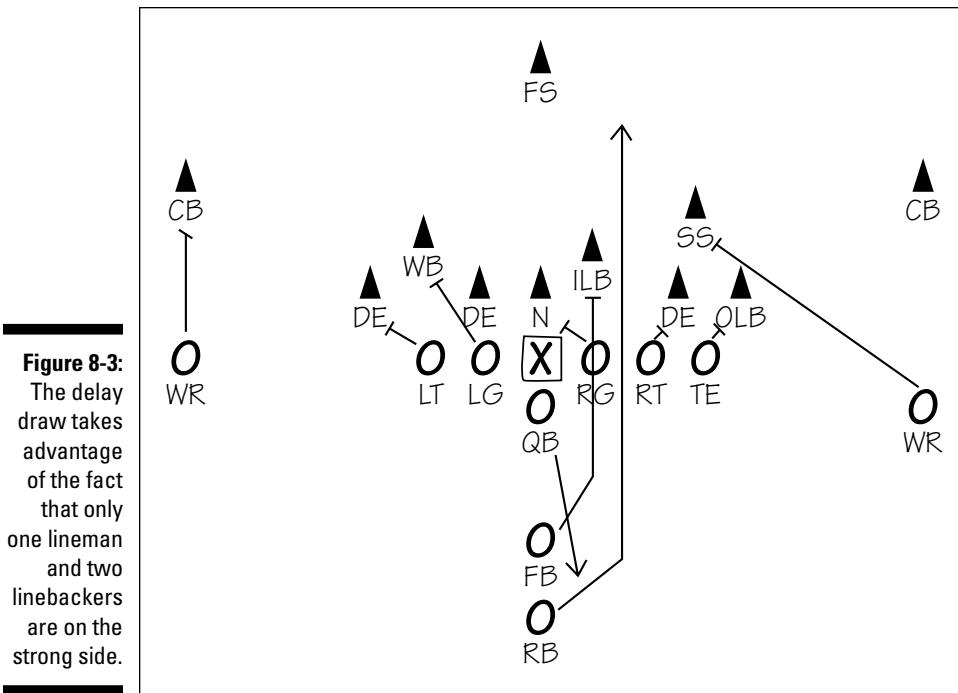




## Running against a 4-3 front

An offense can attack a 4-3 defense formation (four down linemen, three linebackers) in many different ways, but one common strategy is to attack what coaches call the “bubble” side. Remember, the 4-3 defense employs both over and under slants that the four-man defensive line uses. Overs and unders are basically the alignments of defensive linemen to one particular side of the offensive center. (See Chapter 11 for further details.) When the defensive front lines up in an under look, the offense should attack the defensive side where the two linebackers are positioned, which is known as the bubble.

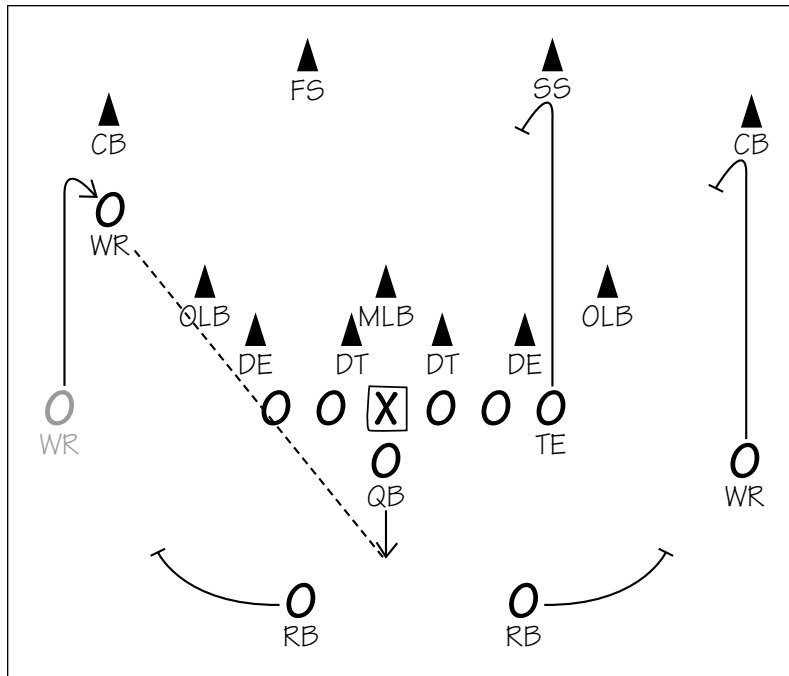
The offensive play shown in Figure 8-3 is called a *delay draw* to the strong side (the tight end side) of the offensive formation. When the defense is positioned like this, three defensive linemen line up over the center, left guard, and left tackle. These offensive linemen are also called the weak-side guard and tackle. This defensive alignment leaves only one lineman and two smaller linebackers (DE, ILB, and DLB) to defend the strong side of the offense’s I formation.



On the delay draw, the right guard (RG) blocks down on the defensive nose tackle (N), and the fullback (FB) runs into the hole and blocks the front-side linebacker (ILB). The right tackle (RT) blocks the defensive end (DE), keeping him out of the middle, and the tight end (TE) blocks and contains the outside linebacker (OLB). This approach is known as *running at the defense's weakest point*. When the ball carrier reaches the line of scrimmage, he should find open space between the offense's right guard and right tackle.

## *Beating the four-across defense*

In the *four-across defense*, the defense plays all four secondary players deep, about 12 yards off the line of scrimmage. To beat this defense, the offense wants to have two wide receivers (WR) run comeback routes, have the tight end (TE) run a 16-yard in route, and have the two backs (RB) swing out to the right and left. The running back to the quarterback's left side should run more of a looping pass pattern. The quarterback (QB) throws the ball to the wide receiver on the left, as shown in Figure 8-4.



**Figure 8-4:**  
You can beat the four-across defense by running a play like this.



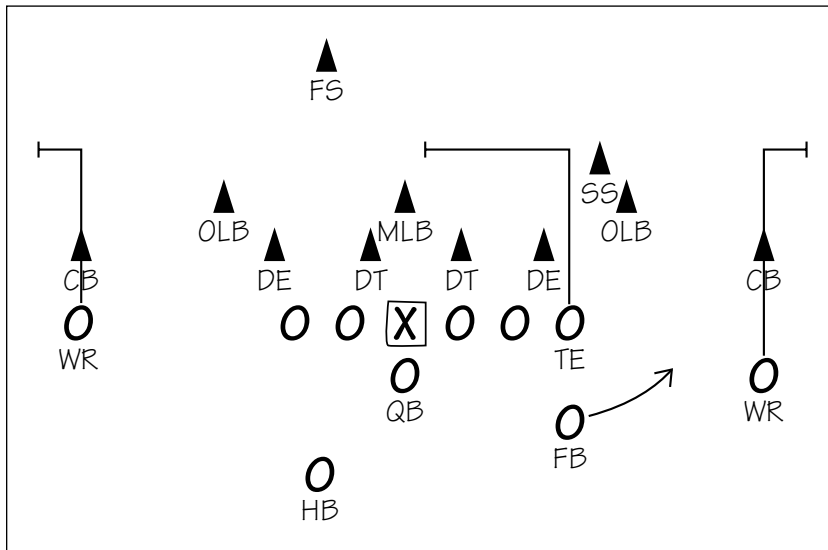
The quarterback throws to his left because the ball is placed on the left hash mark, which is the short side of the field. Throwing a 15-yard comeback pass to his left is much easier than throwing a 15-yard comeback to the right, or the wide side of the field. The pass to the wide side would have to travel much farther, almost 42 yards, as opposed to just 15 yards. From the left hash mark to the numbers on the right side of the field, the distance is more than 19 yards. And the comeback to the right is always thrown beyond those numbers (10, 20, 30, 40), going down the length of the field.

If the defense senses that the quarterback is going to throw to the wide receiver on the left side and then decides to drop a linebacker into underneath coverage, hoping to intercept, the quarterback can't throw that pass. By *underneath*, I mean that the linebacker is dropping back to defend the pass, but safeties are still positioned beyond him. Hence, the linebacker is underneath the safeties. Instead, the quarterback throws to the running back on the same side. The quarterback simply *keys* (watches) the linebacker. If the linebacker drops into coverage, the quarterback throws to the running back because he won't be covered. If the linebacker takes the running back, the quarterback throws to the receiver.

## Beating press coverage

*Press coverage* is when the defensive team has its two cornerbacks on the line of scrimmage, covering the outside receivers man-to-man. One tactic against this defense is to throw to the tight end (TE), who runs to the middle of the field, as shown in Figure 8-5. Another option is to throw to the running back (RB), who's swinging out to the left. The wide receivers (WR), who are being pressed, should run in the opposite direction, away from the area in which either the tight end or the running back is headed, as shown in Figure 8-6.

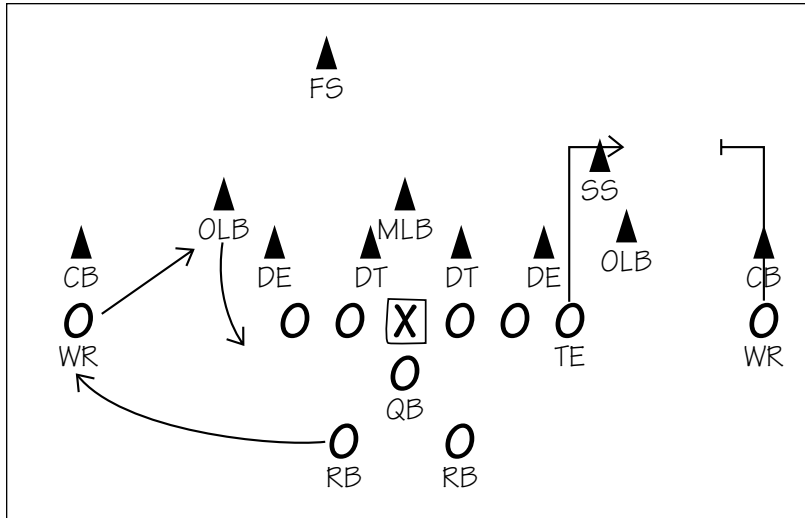
**Figure 8-5:**  
One option for beating press coverage is to throw to the tight end in midfield.



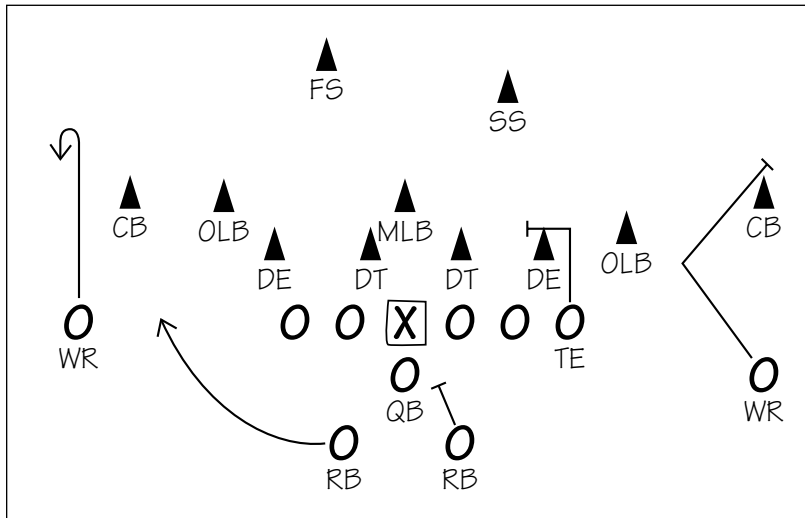
## Passing against a zone coverage

When I say “passing against a zone coverage,” I’m talking about a defensive secondary that’s playing zone — meaning that the cornerbacks are playing off the line of scrimmage. They aren’t in press coverage. The best pass against a zone coverage is the curl, and the best time to use it is on first-and-10. A receiver (WR) runs 10 to 12 yards and simply *curls*, or hooks back, toward the quarterback (QB), as shown in Figure 8-7. He usually curls to his left and attempts to run his route deep enough to gain a first down. The coverage should be soft enough on these routes that the receiver’s size shouldn’t matter (when I say soft, I mean that the defensive back, CB, is playing 5 to 7 yards off the receiver) However, against a man-to-man scheme, a smaller receiver may be ineffective when running patterns against a taller, stronger defensive back.

**Figure 8-6:**  
Another option for beating press coverage is to throw to the running back, who swings out to the left.



**Figure 8-7:**  
Against a zone coverage, the receiver(s) should run 10 to 12 yards out and then curl back toward the quarterback.



## Selecting an offense versus a zone blitz

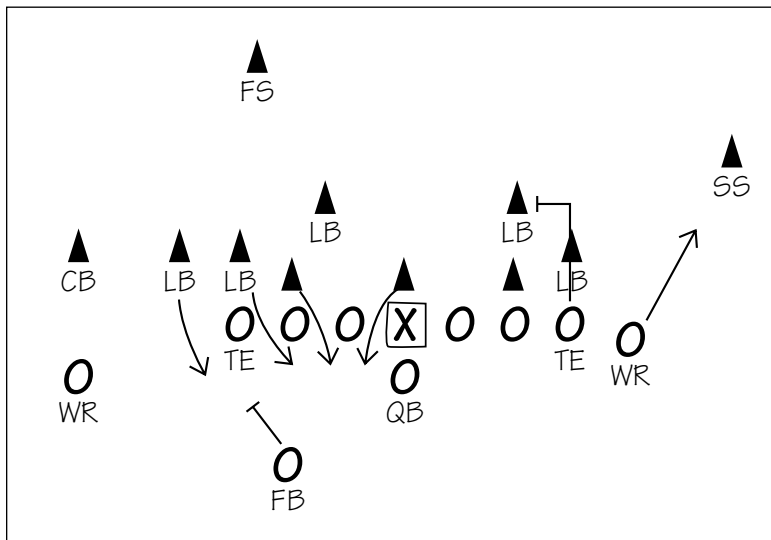
Pittsburgh Steelers defensive coordinator Dick LeBeau invented the *zone blitz* in the late 1980s, giving his team the nickname “Blitzburgh.” (See Chapter 11 for more on zone blitz.) Sustaining a running offense is difficult against teams that run a zone blitz. Some offenses have had success running against zone blitz defenses, but I don’t think that you can beat them consistently by running the ball.



When facing a defense that blitzes a lot off the corner (linebackers or safeties coming from either wide side of the line of scrimmage against your offensive tackles), your offense should align with two tight ends in order to help pass-protect. To beat a zone blitz with a passing attack, you must find your opponent's weakest defender in the passing game. Find the player — cornerback, safety, or linebacker — that your offensive players can block and handle.

Your quarterback must throw to the side opposite where the defense is *overloaded* (has more players). For example, if the defense positions four players to your quarterback's left, as shown in Figure 8-8, he should throw to his right. But the offense must still block the side from which the defense is attacking.

**Figure 8-8:** With the defense overloaded (having more players) to the quarterback's left side, the QB attempts to avoid the zone blitz from that side by throwing a short pass to the wide receiver on his right.



## Throwing the post versus blitzing teams

Most defenses protect against quarterbacks attempting to throw the *post route*, which is when a receiver fakes to the outside and then runs straight down the field toward the goalpost. The quarterback lines up the throw by focusing on the hash marks. When he releases the ball, the quarterback tries to *lead the receiver*, or throw the ball slightly in front of him, so that the pass drops to him over his shoulder. That way, if a defensive player is chasing the receiver, the defender shouldn't be able to intercept the pass.

The deep post doesn't really work well against zone blitz scheming defenses. Why? Because these teams rarely leave the post open. They defend it pretty well.

However, other teams that blitz from a basic 4-3 defense may use a safety to blitz the quarterback. When a team uses a safety to blitz, usually the defense is vulnerable in the center of the field, where both safeties should be. Still, very few teams leave the deep post wide open because it can give the offense a quick six points.

## Gaining Better Field Position

Of course, a score is always an offense's ultimate goal, but to score, you have to move down the field toward your opponent's end zone. In this section, I talk about various strategies for gaining yards and thus better field position.

### A field position pass



When offenses face third down and more than 6 yards, which is known as *third-and-long*, the safest play is for the quarterback to throw to a running back who's underneath the coverage of the defensive secondary. Why? Because in such situations, the defensive secondary, which is aligned well off the line of scrimmage, is always instructed to allow the receiver to catch the ball and then come out and tackle him, preventing a first down.

Early in the game, when your offense is down by ten points or less, you want to run a safe play on third-and-long, knowing that you'll probably end up punting the ball. In other words, your offense is raising its white flag and giving up. That's why this pass to the running back is called a *field position pass*. Maybe the back will get lucky, break a bunch of tackles, and gain a first down, but basically you're playing for field position. The odds are pretty slim that you'll beat a good defensive team under third-and-long conditions.

### Possession passes

Most of the time, a *possession pass* is a short throw, between 8 and 10 yards, to either a running back or a tight end. The intent isn't necessarily to gain a first down but to maintain possession of the ball while gaining yardage. Often, teams call possession passes several times in a short period to help the quarterback complete some easy passes and restore his confidence.

If you want to throw a possession pass to a wide receiver and the defensive secondary is playing off the line of scrimmage, the best pass to throw is a 5-yard *hitch*. The receiver runs up the field 5 yards, stops, and then turns back so that he's facing the quarterback. When the receiver turns, the ball should almost be in his hands. Call these throws when the quarterback has thrown some incompletions, giving him a chance to calm down and complete a few easy passes.

## *Play-action passes*

In a *play-action pass*, the quarterback fakes a handoff to a running back and then drops back 4 more yards and throws the football. The fake to the running back usually causes the linebackers and defensive backs to hesitate and stop coming forward after they realize that it isn't a running play. They stop because they know that they must retreat and defend their pass responsibility areas.



If neither team has scored and the offense is on its own 20-yard line, it's a perfect time to throw the football. As an offensive coach, I would prefer that the ball is out of my own territory. But you run this play when you believe the defense is generally thinking that the offense will run, which is considered the safer option. Some conservative offensive teams run play-action only in short-yardage situations (for example, second down and 3 yards to go). But play-action works whenever the defense places its strong safety near the line of scrimmage, wanting to stuff the run. Because the defensive pass coverage is likely to be soft, the offense has a good opportunity to throw the ball. And the defense shouldn't be blitzing, which in turn gives the quarterback plenty of time to throw.

## *Offenses for Sticky Situations*

One of the biggest challenges of being a coach — or a quarterback, for that matter — is to lead your team out of the sticky situations that arise. This section explains some of the strategies that offenses use to gain the necessary yardage for a first down, move downfield with little time left on the clock, and more.

### *Deciding whether to gamble on fourth-and-1*

The game is tied, and on fourth-and-1 you have a decision to make: Should your team kick a field goal or go for the first down and maintain possession, hoping to end your offensive possession with a touchdown?



For most coaches, the decision depends on the time of the game and the team they're playing. If a team is on the road against a solid opponent, one that has beaten the team consistently in the past, most coaches elect to kick a field goal. In the NFL, some teams are especially difficult to beat at home. For example, the Green Bay Packers won 25 consecutive home games (including playoff games) in the 1995 through 1998 seasons. The thought process is that any lead, even a small one, is better than risking none at all against such a team on the road. So, at Lambeau Field, you kick the field goal and take your three points.



However, a coach's strategy may change drastically when his team is playing the same opponent in its own stadium. If I'm playing in my stadium and I'm leading 17-7 in the fourth quarter, I may go for it — especially if we're inside the other team's 20-yard line. I may let my team take a shot, especially if the offense hasn't been very effective. If my team doesn't make the first down, the other team has to go more than 80 yards to score, and it has to score twice to beat me. You'd rather be in the other team's territory when you gamble. Never gamble in your own territory — it could cost your team three points or a touchdown.

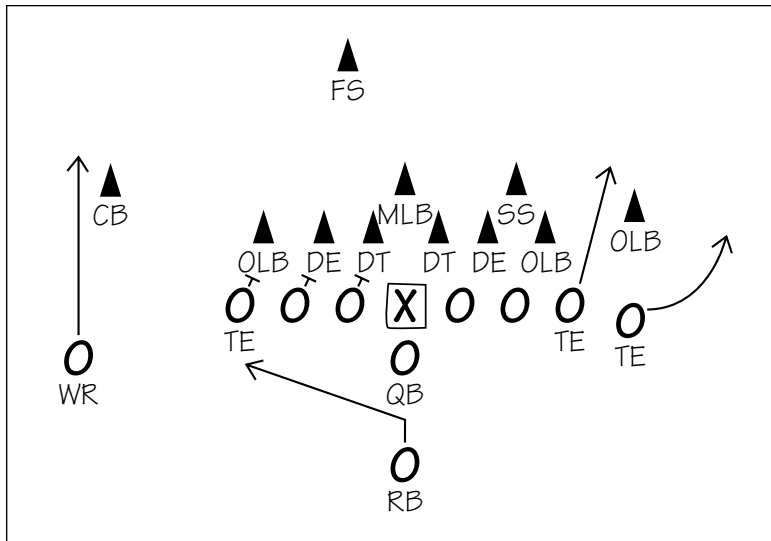
The toughest area in which to make a decision is between your opponent's 35- and 40-yard lines — a distance that may be too far for your field goal kicker but too close to punt. If your punter kicks the ball in the end zone, for example, your opponent begins possession on the 20-yard line, giving you a mere 15-yard advantage. When you're making the decision whether to kick or punt in this 35- to 40-yard line area, you may as well toss a coin.

## *Making a first down on a fourth-down gamble*

It's fourth down and 1 yard to go for a first down, and your offense just crossed midfield. You want to gamble, believing that your offense can gain enough yards for a first down. The best play to call in this situation is a run off the tackle and the tight end on the left side of the formation, as shown in Figure 8-9.

Your offense has three tight ends in the game: the standard short-yardage personnel. These players always practice running a few specific plays during the week. Your offense knows that the defense plans to plug up the middle; they don't want an interior running play to beat them. They will defend that area. To fool the defense and maximize the offense's chance to succeed, the offensive alignment puts two tight ends to the right, hoping that the defense will react to the formation and slant its personnel to that side because it believes that the play is centered there. With the defense slanted to prevent a run to the right, the offense runs to the left.

**Figure 8-9:** Run to the left in a short-yardage situation when the defense believes that the play is centered to the right.



## Running a quarterback sneak



The *quarterback sneak* is one of the oldest plays in the book. But it isn't that simple to execute, and it doesn't always succeed. The play is designed for the quarterback to run behind one of his guards, using the guard as his principal blocker. Teams run the sneak when the yardage needed for a first down is less than a full yard, sometimes only a few inches.

To be successful with the sneak, the quarterback delays for a moment and sees from what angle the defensive linemen are coming. Then he dives head-first, pushing his shoulders into the crack behind whichever guard (the right or left side) is called in the huddle.

Teams call this play *quarterback sneak left* or *quarterback sneak right* — the defense determines which side. The quarterback wants to run at the weakest defensive tackle. For example, you don't want to run at the Minnesota Vikings' Kevin Williams; you want to run at the other tackle. If the San Diego Chargers' Jamal Williams is aligned over your right guard, you want to sneak over your left guard. You make the sneak work by having your center and guard double-team the defensive tackle (or whoever is playing in this gap opposite the two offensive linemen). These two blockers must move the defensive tackle or the defender in that gap.

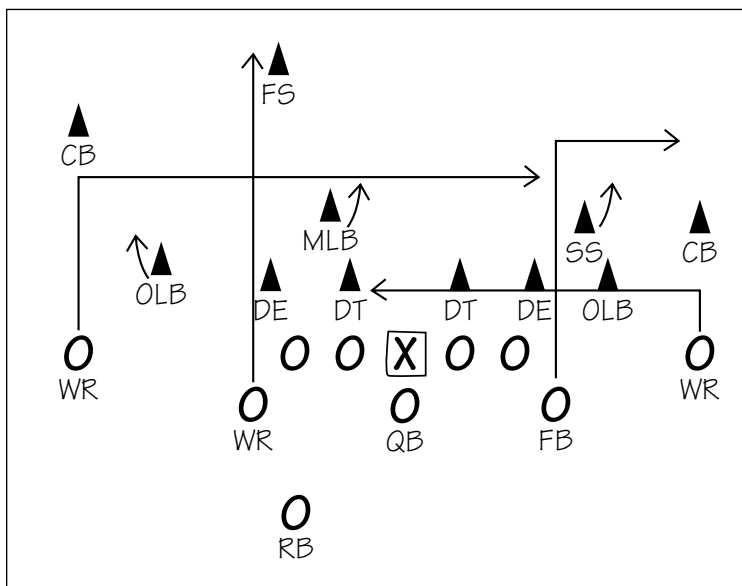
## Doing the two-minute drill

Your team has two minutes left in the game to drive 70 yards for a score. You must score a touchdown (and successfully kick the extra point) to tie the game. As an offensive coach, you're hoping that the defense decides to play a *prevent defense*, which means that they use seven players in pass coverage while rushing only four linemen or linebackers at the quarterback. When a defense plays a prevent defense, you may want to run the ball because the running back has plenty of room to run after he crosses the line of scrimmage.



The best pass play to use in this situation is the *triple stretch*, which is also known as the *vertical stretch*. In this play, one receiver runs a deep pattern through the secondary, another receiver runs a route in the middle, and another simply runs underneath, as shown in Figure 8-10. The underneath route may be only 5 yards across the line of scrimmage and *underneath* the linebackers' position in pass coverage.

The intermediate receiver runs a route behind the linebackers and in front of the secondary coverage players. Teams don't necessarily want to throw deep, knowing that the defense is focused on preventing a huge gain, but that receiver must *stretch the defense*, or force the defense to retreat farther from the line of scrimmage. You use the deep receiver as a decoy.



**Figure 8-10:**  
The triple  
(or vertical)  
stretch pass  
play is great  
for a two-  
minute  
offense.

The quarterback's intention is to find the intermediate receiver (WR who comes in from the left). If the intermediate receiver can run behind the linebackers and catch the ball, he'll probably have a 15-yard gain, but he'll have to make sure that he runs out of bounds to stop the clock and conserve time. If your short receiver catches the ball, the linebackers are probably playing deep to prevent the intermediate receiver from catching the ball. In this situation, you dump it to the running back. He catches it and has a chance to run, but he must make sure that he gets out of bounds, too. If the defense blitzes, you may be able to complete the deep route for a long touchdown pass. The quarterback normally reads progression from deep to intermediate and underneath, knowing that the defense is set up for the middle route.

## Scoring Offenses

After you get the ball downfield and get out of all those sticky situations, your offense is ready to score. In this section, you can find plays for various scoring situations.

### *The best run play on the goal line*

Actually I can't tell you the *best* run play on the goal line because there's no best play. But I can tell you that teams that have the most success running on the goal line have a great back like Jim Brown or Marcus Allen (both retired) in their backfield. Teams are always searching for a great running back, someone who can fight through three defenders, for example, and still reach the end zone. Rudi Johnson, the Cincinnati Bengals' power runner, is that kind of back.

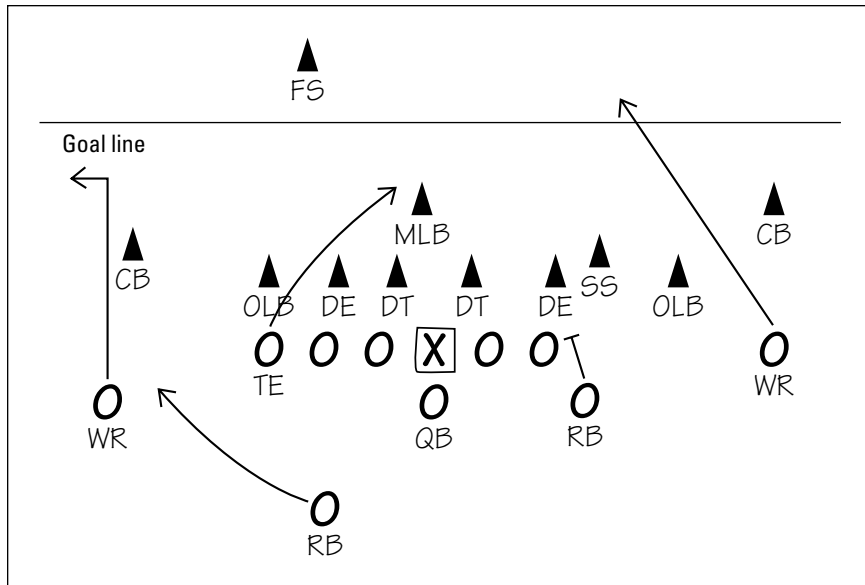


The best running back in the NFL isn't necessarily the one that coaches choose when their teams are near the goal line. The "dodger and dancer" type of runner who can break out in the open field isn't as valuable near the goal line as the "pour it in there guy." Down on the 1-yard line, you need a powerful runner — a tough, physical player — who can bowl over people. Because he's going to be hit, he needs to be able to bounce off one or two tacklers. Well, okay. The best play at the goal line is always something straight ahead.

### *Inside the opponent's 10-yard line*

One pass in today's NFL offenses is perfectly suited to the part of the field inside the 10-yard line: the *quick out*. As shown in Figure 8-11, the outside receiver (WR on the left) runs straight for 5 to 7 yards and then breaks quickly to the outside. Offenses use this pass play a lot because many defenses play the old college zone defense of putting their four defensive backs deep and back, which is called the *four-across alignment* (see the section "Beating the four-across defense" earlier in the chapter for more).

**Figure 8-11:**  
The quick out to the WR on the left is the perfect pass to throw if you're inside your opponent's 10-yard line.



If you have a big, physical receiver, the quick out is the ideal pass. The receiver and the quarterback have to be in unison and time it right. If the quarterback completes the pass, the receiver has a chance to break a tackle and run in for a touchdown. The opportunity to score is there because in the four-across alignment, the defensive back doesn't have help on that side; he must make the tackle all by himself. If he doesn't, the receiver can score an easy six points. Of course, the quick out is also a dangerous pass to throw. If the cornerback reads the play quickly and the quarterback fails to throw hard and accurately, the ball is likely to be intercepted by the defensive player and returned for a touchdown.

## Two-point conversions

After scoring a touchdown, a team has two options: kick the ball or try for a *two-point conversion*. The team earns two points if it successfully reaches the end zone on either a pass or a run after a touchdown.

For a two-point conversion in the NFL, the ball is placed on the 2-yard line, the same spot as for a kick. (College and high school teams must score from the 3-yard line.) You would think that the two points would be automatic, but in 2006, two-point conversions were successful 45.6 percent of the time, whereas kickers converted extra-point attempts at a rate of 99 percent.

There's a universal chart that tells coaches when to kick and when to attempt a two-point conversion (the chart was supposedly devised by UCLA coach Tommy Prothro in 1970 with the help of his offensive coordinator, Dick Vermeil). Coaches like the chart because they dislike being second-guessed by players and the media for making the wrong choice; a decision that may result in a defeat. Here's what the chart says:

- ✔ **If you're behind by 2, 5, 9, 12, or 16 points:** Attempt a two-point conversion.
- ✔ **If you're ahead by 1, 4, 5, 12, 15, or 19 points:** Attempt a two-point conversion.
- ✔ **If you're behind by 1, 4 or 11 points:** The dreaded judgment call — it can go either way.



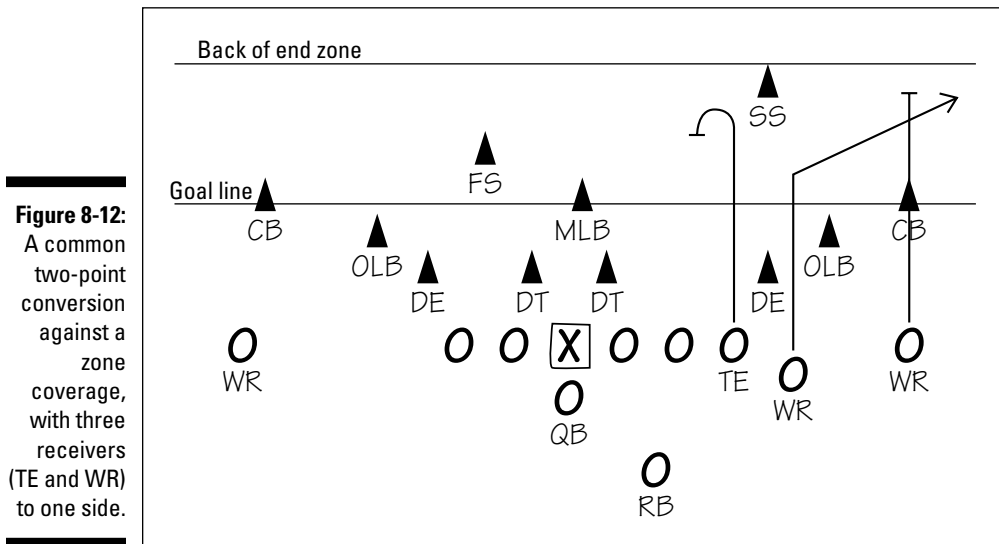
Teams elect to go for two points when they need to close the point differential with their opponent. For example, if a team is behind by five, kicking the extra point would close the gap to four. That means that a field goal (worth three points) would still have them losing the game. But a two-point conversion would reduce the deficit to three, and a field goal would tie the game. When behind by nine points, a two-point conversion reduces the deficit to seven, meaning that a touchdown and an extra point could tie the game.

The two-point conversion, with the right multiples of field goals and touchdowns, can close a deficit or widen it, depending on the situation. It's a gamble. But when a team is trailing, it may be the quickest way to rally and possibly force overtime. Most coaches prefer to tie in regulation and take their chances with an overtime period. However, some coaches, especially if their teams have grabbed the momentum or seem unstoppable on offense, may elect to try two points at the end of the game and go for the win instead of the tie. The previous play is more common in high school and college football than in the NFL, where coaches tend to be conservative because of play-off implications — and a loss might mean unemployment.

Most teams use zone pass plays in two-point conversion situations because defenses aren't playing man-to-man coverages as much anymore. So the following play was designed to succeed against a zone defense. Remember that the offense simply has to gain 2 yards (or 3 in high school and college) to reach the end zone, which doesn't sound complicated.

To attempt a two-point conversion, you line up three receivers to one side. One receiver runs the flat; another receiver runs up about 6 or 7 yards and runs a curl; and the third receiver runs to the back of the end zone, turns, and waits. Say you put three receivers (TE and WR) to one side — the right side. This group of receivers can be a tight end and two wide receivers, as shown in Figure 8-12 — it doesn't matter. Just make sure that you bunch them

together in a close group. Have one receiver head straight ahead and about 2 yards deep into the end zone. Another receiver is the inside guy. Just run him straight up the field. He heads first to the back of the end zone and turns to run a deep square-out. The other receiver just releases into the flat area, outside the numbers on the field. The receiver you want to come open is the receiver running the 6-yard curl. However, that's if your quarterback looks into the secondary and believes that he's facing a zone defense.



If the defense is playing a man-to-man coverage, the quarterback wants the receiver in the flat to come open immediately. If the defense reads the play perfectly, the quarterback is in trouble because he must find a secondary target while under a heavy pass-rush. Still, this pass is almost impossible to defend because the offense is prepared for every defensive concept.

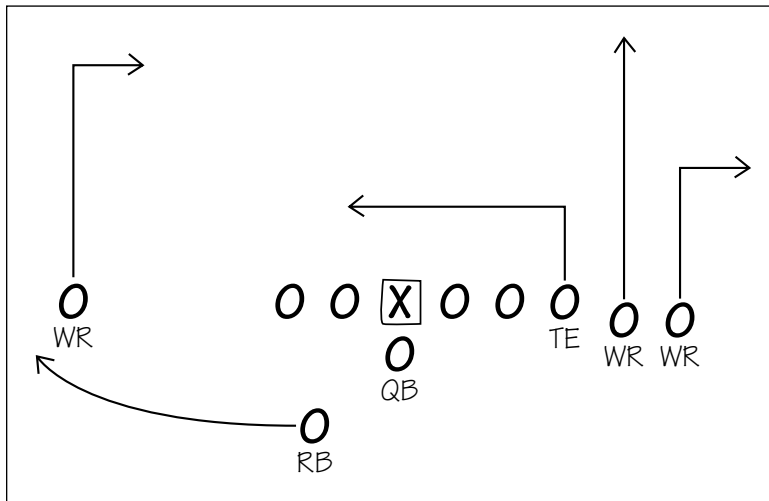
If the coverage is man-to-man, the offense opens with a *double pick*, which is illegal if the officials see it clearly. By a *pick*, I mean that an offensive receiver intentionally blocks the path of a defensive player who's trying to stay with the receiver he's responsible for covering. Both the tight end and one receiver on the right side attempt to pick the defensive player covering the receiver (refer to Figure 8-12) running toward the flat area. If the receiver who's benefiting from the illegal pick doesn't come open, the first receiver attempting a pick runs 2 yards into the end zone and curls, facing the quarterback. After trying to pick a defender, the tight end should settle and stop to the right of the formation. He should wave his arm so that the quarterback can see him if he believes that he's wide open.

## Disguising a Successful Play



During the course of a game, a team often finds that one pass play works particularly well against a certain defense and matchup. To keep using the play in that game and to continue to confuse the defense, the offense often runs the pass play out of different formations while maintaining similar pass routes.

As an example, here's what an offense originally does: It lines up with three receivers (WR), a tight end (TE), and a running back (RB), as shown in Figure 8-13. One receiver is to the left, and the running back is also behind the line to the left, behind the left tackle. The tight end is aligned to the right, and two other receivers are outside of him. The receiver on the left runs down the field 18 yards and runs a square-in. (For more on this passing route, see Chapter 5.) The tight end runs a crossing route, about 7 or 8 yards from the line of scrimmage. The running back swings out of the backfield to the left.



**Figure 8-13:**  
An example  
of a  
successful  
play.

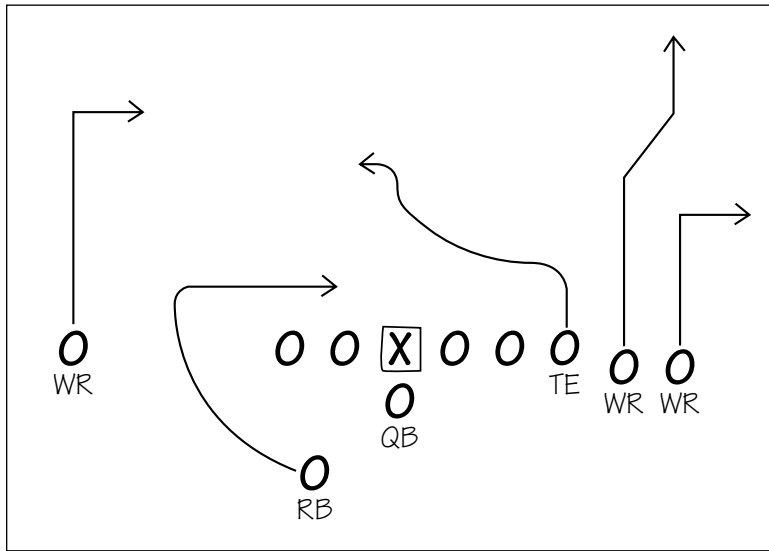
The receiver located in the slot to the right simply runs right down the middle of the field. He's the deep decoy receiver. He's going to pull all the defensive players out of the middle. The quarterback wants to hit the receiver who lined up on the left side. If he isn't open, he tries the middle with the tight end, and lastly he dumps the ball to the running back.

Now, to modify this successful play, the same receiver on the left runs the same 18-yard square-in, as shown in Figure 8-14. The running back on the left releases to that side, but this time he runs across the line of scrimmage 7 or 8 yards and curls back toward the quarterback. The back is now assuming the



role of the tight end in the original formation. This time, the tight end runs down the middle of the field. The receiver in the slot now runs right between the two hashes and hooks. So it's pretty much the same play. The offense's target remains the receiver to the left. And all those other receivers are simply decoys.

**Figure 8-14:**  
An offense  
can modify  
a successful  
play by  
varying  
passing  
routes.






# Part III

# The Big D

## The 5<sup>th</sup> Wave

By Rich Tennant

That was one heck of an end zone dance. After making the touchdown, number 72 spiked the ball, did a little boogaloo, then went into a Crane, followed by an Eagle and finished with (a Moon Beam Bird.



## *In this part . . .*

**T**his part is my favorite — but of course, I'm biased. Without the defense, football wouldn't be a very interesting sport because teams would score a touchdown on every play. What makes touchdowns exciting is that the offense must overcome the opposition to earn them! This part walks you through the three components of the defense: the line, the linebackers, and the secondary. I also talk about some common defensive strategies and alignments so that, when you're ready to look a little deeper into the game, you're able to recognize what the defensive coach is trying to do.

## Chapter 9

# These Guys Are Huge: The Defensive Line

---

### *In This Chapter*

- ▶ Understanding how the defense lines up
  - ▶ Looking at the different types of defensive linemen, from noses to ends
  - ▶ Getting the lowdown on linebackers
  - ▶ Finding out about sacks and other defensive gems
- 

**T**he game of football has changed a lot since I entered the NFL in 1981. Today's defensive linemen are bigger, and maybe faster, than those who played 26 years ago. Of course, they've had to keep pace with their main opposition, the offensive linemen. When I played in the NFL, you could count the number of 300-pound offensive linemen on one hand. Now, you need more than two hands to count a single team's 300-pounders!

Defensive linemen have to battle these huge offensive linemen. Then they have to deal with running backs and quarterbacks, whose main function in life is to make the defensive line look silly. Few linemen can run and move, stop and go, like running back LaDainian Tomlinson of the San Diego Chargers and quarterback Michael Vick of the Atlanta Falcons. These guys are two of the best offensive players in the NFL, and they're also superb all-around athletes. Linemen, who generally weigh 100 pounds more than Tomlinson or Vick, have a difficult time catching and tackling players like them. The few who can are the great linemen. However, many linemen have the ability to put themselves in position to stop a great offensive player. The key is: Can they make the tackle?



For the defense to do its job effectively, the linemen and linebackers (the players who back up the defensive linemen) must work together. This collaboration is called *scheming* — devising plans and strategies to unmask and foil the offense and its plays. To succeed as a group, a defensive team needs linemen who are selfless. They need men who are willing to go into the trenches and play the run while taking on two offensive linemen. These players must do so without worrying about not getting enough pass-rushes and sack opportunities.

In this chapter, I address the responsibilities of every defensive lineman and talk about all the linebacker positions, explaining how those two segments of the defense interact. I cover many names and combinations, but if you watch football on television, the terms may already be familiar.

## Lining Up on Defense

To better understand the inner workings of defensive football, you need to know how a defense lines up. Most defenses line up according to where the tight end on offense lines up. A defensive player, generally a linebacker, yells “left” or “right,” and the remaining players react and align themselves. Alignments are critical to a defense’s success. If the defense isn’t in the proper alignment, the players put themselves at a great disadvantage prior to the snap of the ball.



Here are some helpful explanations of terms used to describe defensive players and their alignments:

- ✔ **On or over a player:** The defensive player is directly across from the offensive player and no more than a yard apart — virtually helmet to helmet.
- ✔ **Inside a player:** The defensive player lines up with his right shoulder across from the offensive player’s right shoulder. The defensive player’s right shoulder can be directly across from the offensive player’s helmet.
- ✔ **Wide of a player:** The defensive player is facing forward, and his entire upper body is outside the nearest shoulder of an offensive player. When the ball is snapped, the defensive player wants a clear path forward so that he can use his quickness to beat the offensive blocker off the line of scrimmage.
- ✔ **Over defense:** In this defensive alignment, four members of the defensive team shift position in order to put themselves directly over each player aligned on the strong side (tight end side) of the offensive formation.
- ✔ **Under defense:** This is exactly the opposite of the over shift. This time, three defensive players line up directly over the center, guard, and tackle on the weak side (non-tight end side) of the offensive formation, leaving only a defensive end over the offensive tackle on the strong side of the formation.

The *open end side*, or weak side, is opposite the tight end, where the split end lines up on offense. Most defenses design their schemes either to the tight end or to the open end side of the field. When linebackers and defensive linemen line up, they do so as a group. For example, they align *over* to the tight end or maybe *under* to the open end.

## Those Big Guys Called Linemen

Defensive linemen are big players who position themselves on the line of scrimmage, across from the offensive linemen, prior to the snap of the ball. Their job is to stop the run, or in the case of a pass play, sack the quarterback, as shown in Figure 9-1.

**Figure 9-1:**  
St. Louis  
Rams  
defensive  
ends Sean  
Moran  
(center) and  
Leonard  
Little (right)  
sack Green  
Bay  
Packers  
quarterback  
Brett Favre  
(left) during  
a divisional  
champion-  
ship game  
in 2002.



Photo credit: © Reuters/CORBIS

Defensive linemen usually start in a *three-point stance* (one hand and two feet on the ground). In rare situations, they align themselves in a *four-point stance* (both hands and both feet on the ground) to stop short-yardage runs. The latter stance is better because the lineman wants to gain leverage and get both of his shoulders under the offensive lineman and drive him up and backward. He needs to do anything he can to stop the offensive lineman's forward charge.



Defensive linemen are typically a rare combination of size, speed, and athleticism, and, in terms of weight, they're the largest players on the defense. A defensive lineman's primary job is to stop the run at the line of scrimmage and to *rush* (chase down) the quarterback when a pass play develops.

Defensive linemen seldom receive enough credit for a job well done. In fact, at times, a defensive lineman can play a great game but go unnoticed by the fans and the media, who focus more on offensive players, like quarterbacks and wide receivers, and defensive play-makers, such as defensive backs and linebackers. Defensive linemen *are* noticed in some situations, though:

- ✔ When they record a *sack* (tackle a quarterback for a loss while he's attempting to pass)
- ✔ When they make a tackle for a loss or for no gain



Often, defensive linemen *contain* an opponent (neutralize him, forcing a stalemate) or deal with a *double-team* (two offensive linemen against one defensive lineman) block in order to free up one of their teammates to make a tackle or sack. The defensive lineman position can be a thankless one because few players succeed against double-team blocks. The only place where one guy beats two on a regular basis is in the movies.

Great defensive linemen, like Bryant Young of the San Francisco 49ers and Jason Taylor of the Miami Dolphins, are very rare players. Their combination of size, speed, strength, and durability isn't found in many players. A good defensive lineman has the majority of these qualities:

- ✔ **Size:** A defensive lineman needs to be big. As I mentioned earlier, most offensive linemen are over 300 pounds (at least at the pro level), and most NFL running backs weigh over 200 pounds.
- ✔ **Durability:** Defensive linemen must be able to withstand the punishment of being hit or blocked on every play. Because they play 16 or more games a season, with about 70 plays per game, defensive linemen are hit or blocked about a thousand times a season.
- ✔ **Quickness:** Speed is relative, but quickness is vital. A lineman's first two steps after the ball is snapped should be like those of a sprinter breaking from the starting blocks. Quickness enables a defensive lineman to react and get in the proper position before being blocked. I call this "quickness in a phone booth." A defensive lineman may not be fast over 40 yards, but in that phone booth (5 yards in any direction), he's a cat!
- ✔ **Arm and hand strength:** Linemen win most of their battles when they ward off and shed blockers. Brute strength helps, but the true skill comes from a player's hands and arms. Keeping separation between yourself and those big offensive linemen is the key not only to survival but also to success. Using your hands and arms to maintain separation cuts down on neck injuries and enables you to throw an offensive lineman out of your way to make a tackle.



- ✔ **Vision:** Defensive linemen need to be able to see above and around the offensive linemen. They also need to use their heads as tools to ward off offensive linemen attempting to block them. A defensive lineman initially uses his head to absorb the impact and stop the momentum of his opponent. Then, using his hands, he forces separation. But before the ball is snapped and before impact, the opponents' backfield formation usually tells him what direction the upcoming play is going in. Anticipating the direction of the play may lessen the impact that his head takes after the ball is snapped.
- ✔ **Instincts:** Defensive linemen need to know the situation, down, and distance to a first down or a score. And they must be able to know and read the stances of all the offensive linemen they may be playing against. In an effort to move those big bodies where they need to go a little more quickly, offensive linemen often "cheat" in their stances more than any position in all of football. By doing so, they telegraph their intentions. Defensive linemen must assess these signs prior to the snap in order to give themselves an edge.

For example, if an offensive lineman is leaning forward in his stance, the play is probably going to be a run. The offensive lineman's weight is forward so that he can quickly shove his weight advantage into his opponent and clear the way for the ball carrier. If the offensive lineman is leaning backward in his stance (weight on his heels, buttocks lower to the ground, head up a bit more), the play is usually going to be a pass; or he may be preparing to *pull* (run to either side rather than straight forward).

## *The types of defensive linemen*

The term *defensive lineman* doesn't refer to a specific position, as you might think. A player who plays any of the following positions is considered a defensive lineman:

- ✔ **Nose tackle:** The defensive lineman who lines up directly across from the center, "nose to nose," as shown in Figure 9-2. Like in baseball, you build the strength of your team up the middle, and without a good nose tackle, your defense can't function. This player needs to be prepared for a long day because his job is all grunt work, with little or no chance of making sacks or tackles for minus yardage.

The nose tackle knows that he'll be double-blocked much of the game. He's responsible for both gaps on each side of the center (known as the *A gaps*). Prior to the snap, the nose tackle looks at the ball. When the center snaps the ball, the nose tackle attacks the center with his hands. Because the nose tackle is watching the ball, the center can sucker him into moving early by suddenly flinching his arms and simulating a snap.



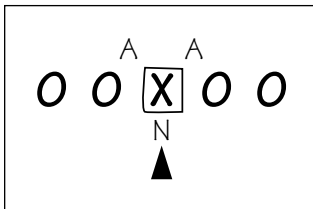
- ✔ **Defensive tackles:** The two players who line up inside the defensive ends and usually over (football lingo for “across from” or “opposite”) the offensive guards. The defensive tackles’ responsibilities vary according to the defensive call or scheme; they can be responsible for the A gaps or the B gaps, as shown in Figure 9-3.

Defensive tackles do a great deal of *stunting*, or executing specific maneuvers that disrupt offensive blocking schemes. They also adjust their alignments to the inside or outside shoulders of the offensive guards based on where they anticipate that the play is headed. Often, they shift to a particular position over the offensive linemen when the game unfolds and they discover a particular weakness to an offensive lineman’s left or right side.

- ✔ **Defensive ends:** The two defensive linemen who line up over the offensive tackles or on those players’ outside shoulders. Where the defensive ends line up varies according to the defensive call or scheme. For example, in a *4-3 defense*, the defensive ends align wide because they have two defensive tackles to the inside of them (refer to Figure 9-3). In a *3-4 defense*, the defensive ends align tighter, or closer to the center of the line, because they have only a nose tackle between them, as shown in Figure 9-4. To find out more about 3-4 or 4-3 defenses, turn to Chapter 11, where I talk about defensive setups and strategies.

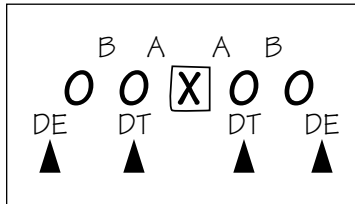
The ends are responsible for chasing the quarterback out of the pocket and trying to sack him. These players are usually smaller than nose tackles and defensive tackles in weight (that is, if you consider 290 pounds small), and they’re generally the fastest of the defensive linemen. The left defensive end is usually a little stronger against the run, a better tackler, and maybe not as quick to rush the quarterback. He is generally tougher for an offensive lineman to move off the line of scrimmage. The right defensive end (who’s usually on the blind side of the quarterback) is the better pass-rusher. On a few teams, these ends flop sides when facing a left-handed quarterback, making the left defensive end the better pass-rusher.

**Figure 9-2:**  
The nose tackle (N) lines up opposite the center and covers the A gaps.

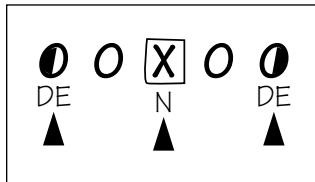


**Figure 9-3:**

The defensive tackles (DT) line up inside the defensive ends and watch the A or B gaps.

**Figure 9-4:**

The defensive ends (DE) line up closer together in a 3-4 defense because only a nose tackle is between them.



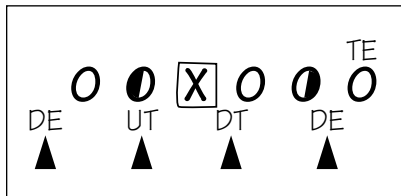
## *D line lingo: Did he call me “Liz”?*

Every football team has its own vocabulary for referring to different positions. For example, some teams give male names to all the defenders who line up to the offense’s *tight end side* — they call these defenders Sam, Bart, Otto, and so on. The defenders who align on the *open end side* (away from the tight end) are occasionally — but not always — given female names like Liz, Terri, and Wanda.

Here are some of the most common terms that teams use to refer to defensive linemen and their alignments:

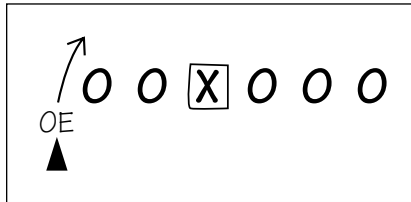
- ✔ **Under tackle:** A defensive tackle who lines up outside the offensive guard to the split end side, as shown in Figure 9-5. The entire defensive line aligns under (or inside) the tight end to the split end side. Some of the NFL's best players, like Detroit's Cory Redding, are positioned as the under tackle. They possess strength and exceptional quickness off the ball, but they aren't powerful players.
- ✔ **Open end:** A defensive end who lines up to the split end or open end side of the formation — away from the tight end side, as shown in Figure 9-6. (If the offensive formation has two tight ends, there's no open side, thus no open end.) Coaches generally put their best pass-rusher at the open end position for two reasons: He has the athletic ability to match up with the offensive tackle, and if he's positioned wide enough, a running back may be forced to attempt to block him, which would be a mismatch. Miami Dolphins end Jason Taylor, who had 13.5 sacks in 2006, typifies the all-around open end.
- ✔ **Elephant end:** The *elephant end* lines up on the tight end side of the offense, as shown in Figure 9-7, and then attempts to disrupt the tight end's *release* (his desire to escape the line of scrimmage and run down the field) on each play. This position was made famous by the San Francisco 49ers and was suited to the specific skills of Charles Haley, the only player to have earned five Super Bowl rings. Haley was ideal for the position because he was a great pass-rusher as well as strong, like an elephant, which enabled him to hold his position against the run. This position gives the defense an advantage because the tight end generally has trouble blocking this talented defensive end.
- ✔ **Pass-rushing end:** A player on the defense who has superior skills at combating offensive linemen and pressuring the quarterback. A pass-rushing end, like the Indianapolis Colts' Dwight Freeney, is usually a substituted player who makes sure that he doesn't jump offside by looking at the football and remaining still until the ball is snapped. His primary job is to get the best possible pass-rush, although he reacts to the run if a pass play doesn't develop. If the quarterback is in a *shotgun formation* (see Chapter 5), the pass-rushing end must focus on where he expects the quarterback to be when he attempts to throw his pass. This player can line up on either side of the defensive line.

**Figure 9-5:**  
The under tackle (UT) lines up outside the offensive guard to the split end side.

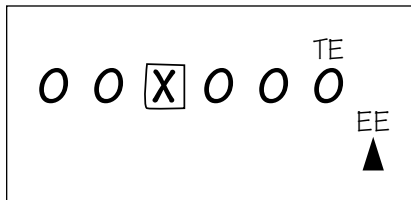


**Figure 9-6:**

The open end (OE) lines up to the split end side and goes head-to-head with the offensive tackle or a running back.

**Figure 9-7:**

The elephant end (EE) is the tight end's greatest foe.



## Keys to a defensive lineman



A *key* is what a defensive player looks at prior to the snap of the ball. For example, if it's first-and-5, odds are that the offense will attempt to run the ball. The defensive lineman must *key* (watch) the offensive lineman and be prepared to react to his movements.

In a pass situation, such as second-and-7 or more, most defensive linemen *key* the ball and begin their pass-rush moves after the ball is snapped. When *keying* the ball, a defensive lineman wants to penetrate the line of scrimmage as quickly and deeply as he can. He should never use an offensive lineman as his primary key on a pass play, because that would slow him down. *Being quick off the ball* — or moving as quickly as possible after the snap — is impossible when you're reacting to another player's movements.

Here's a quick rundown of a defensive lineman's thought process prior to any play:

1. **Alignment:** Am I aligned correctly?
2. **Stance:** Is the stance that I'm using to my advantage?

3. **Assignment:** Do I know exactly what to do?
4. **Key:** What/whom should I be looking at?
5. **Get off:** Be quick off the football.
6. **Attack:** Attack and control the offensive lineman with my hands, and then escape by using my arms and shoulder to push by him.
7. **Execute:** Execute my stunt to a specific area or gap, and then react to where the ball is.
8. **Pursue:** Follow the football.
9. **Tackle:** Make the tackle.

And you thought tackling was the only chore of a defensive lineman! Now you know that they have many responsibilities (some of them thankless tasks), and they really have to be thinking to put themselves in a position to make a tackle. The play of the defensive linemen (as a group) can decide the outcome of many games. If they can stop the run without much help from the linebackers and defensive backs, they allow those seven defensive players to concentrate on pass defense (and their coverage responsibilities). Ditto if they can sustain a constant pass-rush on the quarterback without help from a defensive back or linebacker blitzing the quarterback.

## *Linebackers: The Leaders of the Defense*

*Linebacker* has become one of the most complicated terms in football. Because of their wide variety of responsibilities and enormous talent, linebackers have become football hybrids.

Football is in the age of specialization, and linebackers are used a great deal because they're superior athletes who can learn a variety of skills and techniques. Some of them are suited to combat specific pass or run plays that the coaches believe the opposing offense plans to use. For that reason, coaches make defensive adjustments mainly by putting their linebackers in unusual alignments, making it difficult for the opposing quarterback and offensive players to keep track of the linebackers. Sometimes in a game, three linebackers will leave the field and be replaced by two defensive backs and one linebacker who excels in pass defense. The roles are constantly changing as defenses attempt to cope with the varied abilities of a team's offense.

Because linebackers play so many different roles, they come in all sizes, from 215 pounds to 270 pounds. Some are extremely fast and capable of sticking with a running back. Others are very stout and strong and are known for clogging the middle of a team's offensive plans. Still others are tall and quick and extremely good pass-rushers. All linebackers must be smart on their feet, have good instincts, and be able to react immediately when the offense snaps the ball.

Linebackers must dominate each individual opponent they face. Football is a tough, demanding game, and linebackers are taught to defeat the offensive line and get to the ball. Their intention, still the basic premise, is to tackle the offensive player with the ball.



By the design of the defense, linebackers are the leaders of that 11-man squad. They're the defensive quarterbacks and coaches on the field, beginning every play by giving the defensive call. They set the standard for every defense by being able to get to the ball before anyone else. They usually are emotional leaders who excel in leading by example. If they play hard, their winning attitude carries over to the rest of the defense. Linebackers should stand out on a defensive team. They should have an aura about them.

## What linebackers do



The job description of all linebackers is pretty lengthy: They must defend the run and also pressure the quarterback. (Vacating their assigned areas to go after the quarterback is called *blitzing*.) They must execute stunts and defend against the pass in a zone or in what are paradoxically known as *short-deep areas* on their side of the line of scrimmage. Also, the middle linebacker generally makes the defensive calls (informs his teammates of what coverages and alignments they should be in) when the offense breaks its huddle.

Linebackers also are often responsible on pass defense to watch and stay with the tight end and backs. In other pass defense coverages, a linebacker may be responsible for staying with a speedy wide receiver in what is known as *man-to-man coverage* (see Chapter 10).

To fully understand linebacker play, you need to be aware that every linebacker wants to coordinate his responsibilities with those of the defensive line. A linebacker is responsible for at least one of the *gaps* — the lettered open spaces or areas between the offensive linemen — in addition to being asked to ultimately make the tackle.

Every team wants its linebackers to be the leading tacklers on the team. It doesn't want its players in the *secondary*, the last line of the defense (see Chapter 10), to end up as the top tacklers.



To keep your sanity when watching a game, just try to remember which players are the linebackers, and remember that the bulk of their job is to do what old-fashioned linebackers like Chicago Bears Hall of Famer Dick Butkus did: make tackles from sideline to sideline and constantly pursue the ball carrier.

## Dealing with the senses

Linebackers must take full advantage of what they can see, feel, and do. Every drill that they do in practice, which carries over to the game, is based on these things:

- ✓ **Eyes:** Linebackers must train their eyes to see as much as possible. They must always focus on their target prior to the snap of the ball and then mentally visualize what may occur after the snap. Using your vision properly often gives you an edge in making a tackle or helping to stop a play.
- ✓ **Feet:** Everything linebackers do involves their ability to move their feet. Making initial reads of what the offense is going to do, attempting to block offensive linemen and defeat them, and tackling the ball carrier are all directly related to proper foot movement.
- ✓ **Hands:** A linebacker's hands are his most valuable weapons. They also protect him by enabling him to ward off blockers and control the offensive linemen. A linebacker uses his hands to make tackles, recover fumbles, and knock down and intercept passes.

## Naming all the linebackers

The following definitions can help you dissect the complex world of the linebacker:

- ✓ **True linebacker:** Linebackers who line up in the conventional linebacker position — behind the defensive linemen. They align themselves according to the defensive call. Their *depth* (or distance) from the line of scrimmage varies, but usually it's 4 yards.
- ✓ **Sam linebacker:** A linebacker who lines up directly over the tight end and keys the tight end's movements, as shown in Figure 9-8. His responsibility is to disrupt the tight end's release off the line of scrimmage when he's attempting to run out for a pass. The linebacker must then react accordingly. Depending on the defensive call, he either rushes the passer or moves away from the line of scrimmage and settles (called a *pass drop*) into a specified area to defend potential passes thrown his way. The ideal Sam linebacker is tall, preferably 6'4" or taller, which enables him to see over the tight end. (Tight ends also tend to be tall.)

When he played with the New York Giants in the 1980s, Carl Banks was a perfect fit for the Sam linebacker position. He had long arms and viselike hands, giving him the ability to control the tight end or *shed* him (push him away) if he needed to run to a specific side. The Sam linebacker needs to immobilize the tight end as well as have the athletic ability to pursue any ball carrier.

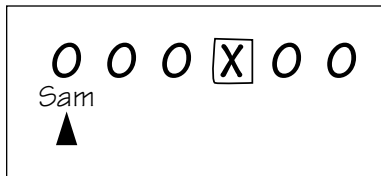




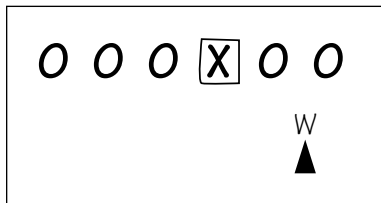
- ✔ **Willy linebacker:** The macho term for a weak-side linebacker (see Figure 9-9). The Willy linebacker has the most varied assignments of any linebacker; he rushes the passer or drops into coverage, depending on the defensive call. He tends to be smaller, quicker, and faster than most other linebackers.
- ✔ **Mike linebacker:** This is the glory position of the linebacker corps. Every defensive player — from boys playing pickup games on the sandlot to men playing in the NFL — wants to play this position. The Mike linebacker is also known as the *middle linebacker* in 4-3 defenses (Chapter 11 explains 4-3 defenses). He lines up in the middle, generally directly over the offense's center and off him 3 to 4 yards, as shown in Figure 9-10. His job is to make tackles and control the defense with his calls and directions. Mike should key the running backs and the quarterback. Because he's in the middle of the defense, he wants to go where the ball goes.

**Figure 9-8:**

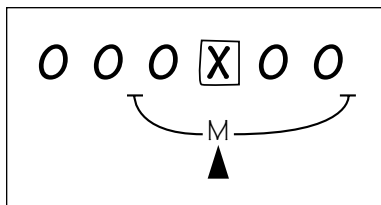
The Sam linebacker disrupts the tight end during the play.

**Figure 9-9:**

The Willy linebacker (W) covers the weak side.

**Figure 9-10:**

The Mike linebacker (M) lines up across and back from the center and follows the ball.



The linebackers line up in a variety of ways, depending on the defensive scheme that's being used and on their specific abilities. See Chapter 11 for information about how these players are aligned in various defenses.

## Sacks, Tackles, and Other Defensive Gems

Defensive players work all game hoping to collect a tangible reward: a sack. Former Los Angeles Rams defensive end Deacon Jones coined the term *sack* in the 1960s when referring to tackling the quarterback for a loss behind the line of scrimmage. (The name comes from hunting: When hunters go into the field planning to shoot a quail or pheasant, they place their trophies in a gunny sack.) Unfortunately for Jones, who had as many as 30 sacks in some of his 14 seasons, the NFL didn't begin to officially record this defensive statistic until the 1982 season. Consequently, Jones doesn't appear on the all-time sack leader list, which is headed by Bruce Smith with 200.

When two defensive players tackle the quarterback behind the line of scrimmage, they must share the sack. Each player is credited with half a sack; that's how valuable the statistic has become. In fact, many NFL players have performance clauses in their contracts regarding the number of sacks they collect, and they receive bonuses for achieving a certain number of sacks.



Alan Page, Hall of Famer and defensive end of the Minnesota Vikings, was so quick that opposing quarterbacks often rushed their throws in anticipation of being tackled. Some quarterbacks would rather risk throwing an incompleteness — or an interception — than be sacked. Page's coach, Bud Grant, called this action a *hurry*. The term remains popular today in football, and pressuring the quarterback remains the number-one motive of defensive linemen on pass plays.



The term *tackling* has been around for almost 100 years. A player is credited with a tackle when he single-handedly brings down an offensive player who has possession of the ball. Tackles, like sacks, can be shared. A shared tackle is called an *assist*. Many teams award an assist whenever a defensive player effectively joins in on a tackle. For example, some offensive players have the strength to drag the first player who tries to tackle them. When that occurs, the second defensive player who joins the play, helping to bring down the ball carrier, is credited with an assist.

You may have heard the term *stringing out a play*. Defenders are coached to force the ball carrier toward the sideline after they cut off the ball carrier's upfield momentum. The sideline may be the best "tackler" in the game.



## A lineman who preferred keyboards to QBs

Mike Reid was raised in Altoona, Pennsylvania — about the craziest high school football town in the country. Reid became an All-State defensive lineman and a punishing fullback. Before football, his mother made him take piano lessons. So when Penn State offered him a football scholarship, he accepted and majored in classical music.

Reid was a demon on the football field. In 1969, he won the Outland Trophy, emblematic of the best lineman in college football. The next April, he was the first-round draft choice of the Cincinnati Bengals. He enjoyed football, but music remained his passion. He taped his fingers

before every game, hoping to prevent them from being broken so that he could play the piano on Monday afternoons. After playing five pro seasons and twice being named to All-Pro teams, Reid quit the Bengals in 1975 to join a little-known rock band. Five years later, he moved to Nashville, Tennessee, and began writing country-and-western songs.

Reid has since written such hits as “There You Are” for Willie Nelson and “I Can’t Make You Love Me” for Bonnie Raitt. He has won three Grammys and even wrote an opera about football, titled *Different Fields*.



## Chapter 10

# The Secondary

---

### *In This Chapter*

- ▶ Cornerbacks, the most athletic members of the secondary
  - ▶ Taking a look at safeties, the defense's quarterbacks
  - ▶ Knowing the tricks of the trade
  - ▶ The difference between zone and man-to-man coverages
  - ▶ Understanding eight men in a box and the Nickel 40
- 

**T**he *secondary* is the name given to the group of players who make up the *defensive backfield*. The basic defensive backfield consists of four position players: a right and left cornerback, a strong safety, and a free safety. The secondary is the final line of defense, right after the defensive line and the linebackers. (See Chapter 9 for more on these defenders.) The players who make up the secondary are known collectively as *defensive backs*, or DBs. Later in this chapter, I explain the specific types of defensive backs. Basically, their job is to tackle runners who get past the defensive line and the linebackers and to defend — and hopefully break up — pass plays.

Depending on the defensive scheme that the coaching staff employs, the secondary can consist of three, four, five, six, or seven defensive backs on the field at the same time. In rare instances, I've even seen eight defensive backs on the field at once. However, most conventional defensive alignments use four defensive backs, two cornerbacks, and two safeties.

When an extra (that is, a fifth) defensive back is substituted into the scheme, he's referred to as a *nickel back*. Substitute in a sixth defensive back, and he's called a *dime back*. The *nickel* term is easy to explain — five players equal five cents. The dime back position received its name because, in essence, two nickel backs are on the field at once. And as you know, two nickels equal a dime.

Whether you find the phraseology cute or confusing, the play of the secondary is rather complex and difficult to understand. Try to remember the points in this chapter, because they can help you understand how and why a secondary acted in a particular way.



Be aware that a majority of big offensive plays (gains of 25 yards or more) and touchdowns come from the offense's ability to execute the passing game. Therefore, on the defensive side of the ball, a great deal of attention on television is devoted to the secondary. Often, a defensive back is in proper position or has good coverage technique, but the offensive receiver still catches the pass. Other times, the secondary player is out of position, failing to execute his assignment, or is physically beaten by a better athlete. If you know the difference and what to look for, you'll be regarded as an expert.

## The Performers

All the players who make up the secondary are called defensive backs, but that category is further divided into the following positions: cornerbacks, safeties, and nickel and dime backs. In a nutshell, all these players are responsible for preventing the opponent's receivers from catching the ball. If they fail, they must then make the tackle, preventing a possible touchdown. All of these players work in slightly different ways, as is discussed in the following sections.

### Cornerbacks



The *cornerback* is typically the fastest of the defensive backs. For example, Deion Sanders, who played on Super Bowl championship teams in the 1990s with the San Francisco 49ers and the Dallas Cowboys, has Olympic-caliber speed and the explosive burst necessary for this position. The *burst* is when a secondary player *breaks* (or reacts) to the ball and the receiver, hoping to disrupt the play.

The ideal NFL cornerback should be able to run the 40-yard dash in 4.4 seconds, needs to weigh between 180 and 190 pounds, and must be at least 6 feet tall. However, the average NFL cornerback is about 5'10". Although speed and agility remain the necessary commodities, height is becoming a factor in order to defend the ever-increasing height of today's wide receivers. How many times have you seen a great little cornerback like Antoine Winfield, who's 5'9", put himself in perfect position simply to be out-jumped for the ball by a much taller receiver with longer arms?

The ultimate thrill for a cornerback is the direct challenge he faces on virtually every play, but this is especially true on passing downs. A defensive lineman can win 70 percent of his battle against an offensive lineman and leave the field feeling relieved. However, the same odds don't necessarily apply to a cornerback. He can't afford to lose many challenges because he's exposed

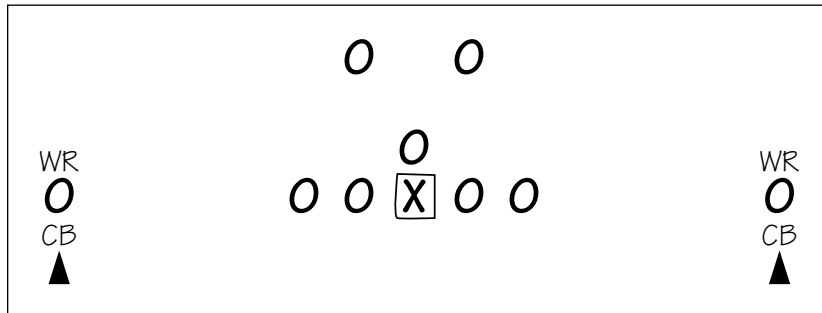
one-on-one with a receiver. If his man catches the ball, everyone in the stadium or watching on television can see. And if he's beaten three out of ten times for gains over 25 yards, he may be in the unemployment line or find himself demoted come Monday. Cornerback is a job that accepts no excuses for poor performance.

### ***Cornerbacks in man-to-man coverage***

Most defensive schemes employ two cornerbacks (CB) in *man-to-man coverage* (explained further in the section "Man-to-man coverage," later in this chapter) against the offense's wide receivers (WR), as shown in Figure 10-1. The cornerbacks align on the far left and right sides of the line of scrimmage, at least 10 to 12 yards from their nearest teammate (usually a linebacker or defensive end) and opposite the offense's wide receivers. The distance varies depending on where the offensive receivers align themselves. Cornerbacks must align in front of them.

**Figure 10-1:**

In most defenses, the two CBs line up on the far left and right sides of the line of scrimmage.



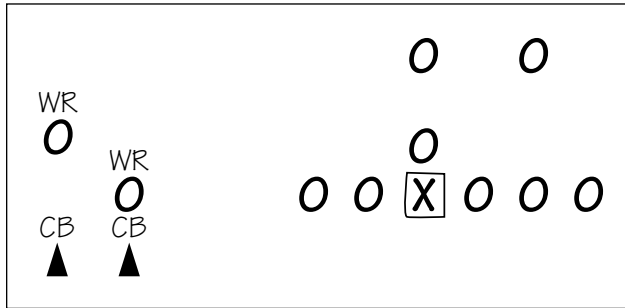
Most teams attempt to place their best cornerbacks against the opposition's best receivers. Coaches generally know who these players are and design their defenses accordingly. Often, they simply need to flop cornerbacks from one side to the other. Some offensive formations place a team's two best receivers on the same side of the field, requiring the defense to place both of its cornerbacks accordingly, as in Figure 10-2.

### ***Cornerbacks in zone coverage***

Cornerbacks are also used in *zone coverage* (see the section "Zone coverage," later in the chapter). If a team's cornerbacks are smaller and slower than its opponent's receivers, that team usually plays more zone coverages, fearing that fast receivers will expose its secondary's athletic weaknesses. If you have two talented cornerbacks, like the Kansas City Chiefs had during the 2006 season with Ty Law and Patrick Surtain, your team can play more man-to-man coverage.

**Figure 10-2:**

Some offenses place two great receivers (WR) on the same side of the field, forcing the defense to place both cornerbacks on that side.



Two excellent cornerbacks can alter a defensive coordinator's intentions when he's planning a defensive scheme. Although teams don't want to play with athletically inferior players in the secondary, great cornerbacks can allow a team to employ safeties who are better tacklers than pass defenders. Often, a particular team's talent pool consists of those types of safeties. On most levels of football, from high school to the NFL, it's impossible to find four super athletes capable of playing each and every position in the secondary.

## Safeties

Most defenses employ two safeties — a *strong safety* and a *free safety*. Safeties often are called the defense's quarterbacks, or the quarterbacks of the secondary. They must see and recognize the offense's formations and instruct their teammates to make whatever coverage adjustments are necessary. These instructions are different from what the middle linebacker (see Chapter 9) tells his teammates.

For example, the middle linebacker focuses more on his fellow linebackers and the alignment of the defensive linemen. Also, he's generally too far away from the defensive backs to yell to them. The safeties must coordinate their pass coverages after finding out what assistance the linebackers may offer in specific situations. They often have to use hand signals to convey their instructions in a noisy stadium.

### *Strong safety*

Of the two safeties, the *strong safety* is generally bigger, stronger, and slower. Troy Polamalu of the Pittsburgh Steelers is currently one of the NFL's best strong safeties. Unlike the average defensive back, Polamalu is an extremely good tackler and seems to thrive on making hard hits.





## An outstanding cornerback pair

To win in the NFL today, a team needs to have a good pair of cornerbacks. When I played for the Raiders, we had an excellent pair: Mike Haynes, who was inducted into the Pro Football Hall of Fame in 1997, and Lester Hayes, who may still be inducted. When you have two great players like Haynes and Hayes — guys who can cover the best receivers one-on-one without surrendering any long gains — your front seven defensive players (some combination of linemen and linebackers) are all the more effective.

Cornerbacks are a special breed of athlete. They must be both physically gifted and mentally strong. Haynes was an effortless player, with a fluid stride and graceful movements. And *graceful* isn't a term that's generally associated with football players. Sometimes an opposing coach — the type who likes to take a hit on 17 when playing blackjack — would decide to test him and throw the ball his way, but rarely with

any success. More often than not, when you throw toward a great cornerback, your play doesn't succeed. And in the worst-case scenario, the corner intercepts the ball and returns it for a touchdown. Haynes never talked much on or off the field, but he was deadly as a player.

Hayes was just the opposite. He enjoyed talking to newspaper and TV reporters and seemed to have an opinion on most subjects. He loved talking on the field, too. He also believed in putting tacky goo on his hands and uniform. We called it "stickum." Stickum was so sticky that it was like having a Velcro glove or playing with a Velcro ball. Hayes covered himself with the stuff. When a pass would come his way, it generally would stick to his body, and then he would grab hold of it. In 1980, Hayes had 13 interceptions, the second-best total in NFL history. Soon after, the NFL outlawed stickum, claiming that it gave players an unfair advantage.

Coaches often refer to (and judge) their safeties as small linebackers. These players should be above-average tacklers and should have the ability to backpedal and quickly retreat in order to cover a specified area to defend the pass (which is called *dropping into pass coverage*). The strong safety normally aligns to the tight end side of the offensive formation (also known as the *strong side*, hence the name *strong safety*), and 99 percent of the time, his pass coverage responsibility is either the tight end or a running back who leaves the backfield.



Good strong safeties like Troy Polamalu are superior against the run offense. Many strong safeties are merely adequate in pass coverage, and below average when playing man-to-man pass defense. When you hear a television analyst inform viewers that the strong safety "did a great job of run support," he means that the strong safety read his key (the tight end) and quickly determined that the play was a run rather than a pass. (See Chapter 8 for more on keys.)

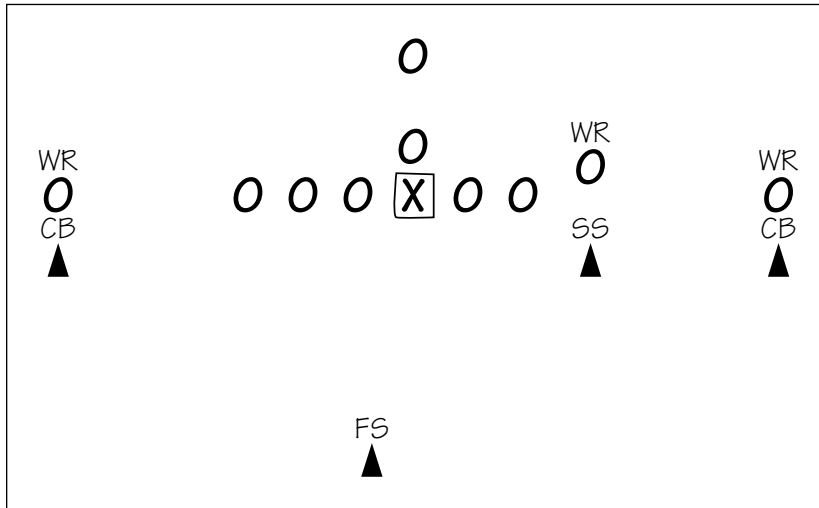
The sole reason that strong safeties are more involved with the run defense is because they line up closer to the line of scrimmage. Coaches believe that strong safeties can defend the run while also having the necessary speed and size to defend the tight end when he runs out on a pass pattern.

### Free safety

The *free safety* (FS) is generally more athletic and less physical than the strong safety. He usually positions himself 12 to 15 yards deep and off the line of scrimmage, as shown in Figure 10-3. He serves the defense like a center fielder does a baseball team: He should have the speed to prevent the inside-the-park home run, which in football terms is the long touchdown pass. He also must have the speed and quickness to get a jump on any long pass that's thrown in the gaps on the field. Brian Dawkins of the Philadelphia Eagles is a quality free safety.



When I mention the free safeties, I would be remiss if I didn't talk about Ronnie Lott, a Hall of Famer. What made Lott so special was that he could play either safety position. And he was so fast that he began his career as a cornerback. Never has a more intuitive player played in the secondary than Lott, who always seemed to know where the pass was headed.



**Figure 10-3:**  
The FS lines up deep and off the line of scrimmage, hoping to prevent the long pass.

Being the final line of the defense against the long pass, the free safety must be capable of making instant and astute judgments. Some people say that an excellent free safety can interpret the quarterback's eyes, meaning that he knows where the quarterback is looking to throw the football. The free safety is the only defensive back who's coached to watch the quarterback as his key. The quarterback directs him to where the ball is going.

A free safety also must be able to cover a wide receiver in man-to-man coverage, because many offenses today employ three wide receivers more than half the time. (The first two are covered by the cornerbacks.)

## *Nickel and dime backs*

Some experts try to equate learning the nickel and dime defensive schemes with learning to speak Japanese. Not so! All it's about is making change. When defensive coaches believe that the offense plans to throw the football, they replace bigger and slower linebackers with defensive backs. By substituting defensive backs for linebackers, defensive coaches ensure that faster players — who are more capable of running with receivers and making an interception — are on the field.

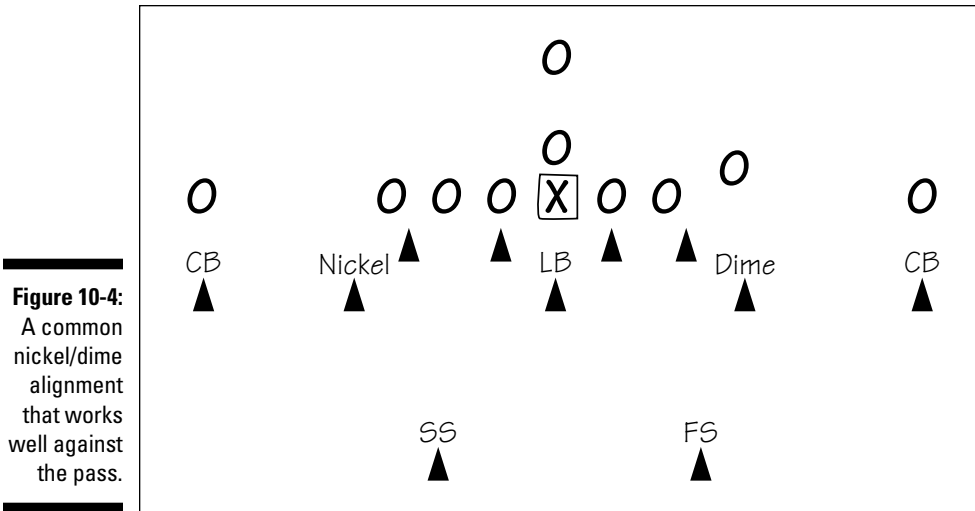


As mentioned earlier in this chapter, the fifth defensive back to enter the game is called the *nickel back*, and the sixth defensive back to enter is termed the *dime back*. No universal football terminology for nickel and dime backs exists, though; each team has its own vernacular. For example, the Oakland Raiders used to refer to their nickel back as the “pirate.” These players generally are the second-string cornerbacks. In other words, there’s no designated nickel back or dime back job.

The one downside of using a defensive scheme that includes nickel and dime backs is that you weaken your defense against the running game. For instance, many offenses today opt to run the ball in what appear to be obvious passing situations because they believe that their powerful running backs have a size and strength advantage over the smaller defensive backs after the ball carrier breaks the line of scrimmage. Although defensive backs should be good tacklers, the prerequisite for the position is being able to defend pass receivers and tackle players who are more your size.

Substituting nickel and dime backs is part of a constant chess game played by opposing coaching staffs. Defensive coaches believe that they have prepared for the occasional run and that these extra defensive backs give the defense more blitzing and coverage flexibility.

Figure 10-4 shows a common nickel/dime alignment that has a good success rate against the pass, especially when offenses are stuck in third-and-20 situations. This alignment enables teams to use many different defensive looks, which help to confuse the quarterback. But this scheme is poor compared to the run, so the defense has to remain alert to the possibility that the offense will fake a pass and run the ball instead.



## Secondary Tricks and Techniques

Being a defensive back is pretty scary. Often, the entire weight of the game is on your shoulders. One misstep in pass coverage or one missed tackle can lead to a touchdown against your team. Also, a defensive back may be the only player between the ball carrier and the end zone. So this means that the defensive back has to be a good, smart tackler rather than an aggressive one.

When defensive backs line up, they rarely know whether the play will be a pass or a run. In a split second, after the ball is snapped, they must determine the offense's intentions and, if it's a pass play, turn and run with one of the fastest players (the wide receiver) on the field. In the following sections, I discuss some of the tricks of their trade.

### Doing a bump and run

The meaning of the term *bump and run* has been altered through the years. Thirty years ago, a cornerback could bump a receiver and then bump him again. Many cornerbacks held on for dear life, fearful that the receiver would escape and catch a touchdown pass. Mel Blount, a Hall of Fame cornerback with the champion Pittsburgh Steelers of the 1970s, may have had the strongest hands of any defensive back. When he grabbed a receiver, even with one hand, the man could go nowhere; Blount would *ride* him out of the

play. By riding him, I mean Blount (or any strong defensive back) could push the receiver away from his intended pass route. Most defensive backs tend to ride their receivers, if they can, toward the sidelines.

Blount perfected his hands-on technique so well that in 1978, the NFL's Competition Committee (coaches, owners, and general managers who are appointed to study and make rule changes) rewrote the chuck rule, or what's known as the *bump* in bump and run. Consequently, defensive backs are still allowed to hit receivers within 5 yards of the line of scrimmage, but beyond that, hitting a receiver is a penalty. The penalty for this illegal use of the hands gives the offense an automatic first down and 5 free yards (see Chapter 3 for more info on penalties).



Today, you may catch defensive backs with their hands on receivers beyond 5 yards. Sometimes the officials catch them, and sometimes they don't. The intent remains the same: Defensive backs want to get in the faces of the receivers and chuck them or jam them (using both hands) as they come off the line of scrimmage. The idea is to disrupt the timing of the pass play by hitting the receiver in the chest with both hands, thereby forcing the receiver to take a bad step. Often, the defensive back pushes the receiver in order to redirect him. A defensive back generally knows which way a receiver wants to go. By bumping him to one side, the defensive back may force the receiver to alter his pass route.

## *Staying with a receiver*

After bumping or attempting to jam a receiver, a defensive back must be able to turn and run with the receiver. Sometimes, the defensive back (especially a cornerback) ends up chasing the receiver. When he needs to turn, the defensive back should make half-turns, rotating his upper body to the same side as the receiver. When the receiver turns to face the ball in the air, the defensive player should turn his body to the side of the receiver to which his arms are extended.

A defensive back must practice his footwork so that he can take long strides when backpedaling away from the line of scrimmage while covering a receiver. When he turns, he should be able to take a long crossover step with his feet while keeping his upper body erect. This technique is difficult because the defensive back often has to move backward as quickly as the receiver runs forward. When he turns to meet the receiver and the pass, the defensive back should be running as fast as he can to maintain close contact with the receiver.

## Stemming around



The term *stemming around* sounds foolish, and, in all honesty, defensive backs may look foolish while they're stemming around. Well, at least they're not standing around. Anyway, *stemming* describes the action of the defensive backs when they move around after appearing to be settled in their alignments prior to the offense's snap of the ball. By stemming, they attempt to fool the quarterback and force him into making a bad decision about where to throw the football. This tactic is becoming quite popular in defensive football (all players can do it, but it's most noticeable in defensive backs and linebackers) because it creates an uncertainty in the quarterback's mind, thus disrupting his decision-making.

The most successful stemming ploy by the secondary is to give the quarterback the impression that they're playing man-to-man coverage when they're really playing zone coverage. This ploy usually results in a *poor read* (an inaccurate interpretation of the defense) by the quarterback. A poor read can lead to a deflected pass, an incomplete pass, or an interception — the secondary's ultimate goal.

## Making a Mark: A Good Day in the Life of a Defensive Back

Quarterbacks and receivers tend to pick on defensive backs. Miami Dolphins quarterback Dan Marino passed them silly, and receivers like the Dallas Cowboys' Terrell Owens and the Cincinnati Bengals' Chad Johnson simply push them aside with their size and strength. The only way a defensive back can retaliate is to make a play.



Here are some of the positive plays with which a defensive back can make his mark. The first three of these plays are reflected on the statistical sheet after the game; the rest just go into the receiver's or quarterback's memory bank. Of course, all tackles are recorded, but the ones that I list here have a unique style of their own.

- ✓ **Interception:** The ultimate prize is an *interception*, which is when a defensive back picks off a pass that was intended for a receiver. An even bigger thrill is returning the catch for a defensive touchdown.
- ✓ **Pass defensed:** *Pass defensed* is a statistic that a defensive back achieves every time he deflects a pass or knocks the ball out of a receiver's hands. You can also say that the defensive back *broke up a pass*. A pass defensed means an incompleteness for the quarterback.

## Pass interference

When a pass is in the air, a defensive player can't push, shove, hold, or otherwise physically prevent an offensive receiver from moving his body or his arms in an attempt to catch the pass. If he does, he's called for *pass interference*. Except for being ejected from a game, pass interference is the worst penalty in football for any member of the defensive team. Why? Because the number of yards that the defense is penalized is determined by where the penalty (or foul) is committed. So when the officials call pass interference against a defensive player on a pass attempt that travels 50 yards beyond the line of scrimmage, the penalty is 50 yards. The offensive team is given the ball and a first down at that spot on the field. If a defensive player is *flagged* (penalized) in the end zone, the offensive team is given the ball on the 1-yard line with a first down. (The offense is never awarded a touchdown.)

This penalty is a judgment call, and you often see players from both sides arguing for or against a pass interference penalty.

Officials don't usually call pass interference when a defensive player, who also has a right to any ball, drives his body toward a pass, gets his hand or fingers on the ball, and then instantaneously makes physical contact with the receiver. The critical point is that the defensive player touched the ball a split second *before* colliding with the receiver. On these plays, the defensive back appears to be coming over the receiver's shoulder to knock down the pass. Often, you can't tell whether the official made the right call on these types of plays until you see them in a slow-motion replay on television. These plays (called *bang-bang plays*) occur very quickly on the field.

- ✔ **Forced fumble:** A *forced fumble* is when a defensive back forces the ball away from a receiver after he gains possession of the ball. Defensive backs have been known to use both hands to reach and pull the ball away from the receiver's grasp. This play is also known as *stripping the ball*. Any defensive player can force a fumble, and forced fumbles can happen on running plays, too.
- ✔ **Knockout tackle:** The *knockout tackle* is the ultimate tackle because it puts a wide receiver down for the count. Every safety in the league wants a knockout tackle; it's a sign of intimidation. Defensive backs believe in protecting their (coverage) space, and protecting it well. Cornerbacks want these hits, too, but many of them are satisfied with bringing an offensive player down any way they can.
- ✔ **Groundhog hit:** A *groundhog hit* is a perfectly timed tackle on a receiver who's leaping for the ball. Instead of aiming for the body, the defensive back goes for the feet, flipping the receiver headfirst into the ground.

## Coverages to Remember

Football teams employ two types of pass coverage: man-to-man coverage and zone coverage. Both coverages have many variations and combinations, but the core of every coverage begins with either the man-to-man concept or a zone concept. I discuss the core coverages first, and then show you some of the variations.

### *Man-to-man coverage*

Simply stated, *man-to-man coverage* is when any defensive back, or maybe even a linebacker, is assigned to cover a specific offensive player, such as a running back, tight end, or wide receiver. The defender must *cover* (stay with) this player all over the field until the play ends. His responsibility is to make sure that the receiver doesn't catch a pass. The most important rule of man-to-man coverage (which is also known as *man coverage*) is that the defensive back must keep his eyes on the player that he's guarding or is responsible for watching. He's allowed to take occasional peeks toward the quarterback, but he should never take his eyes off his man.

Here are the three main types of man-to-man coverage:



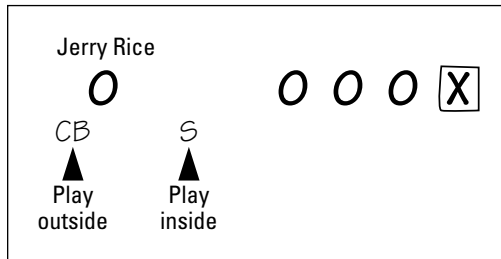
- ✓ **Man free:** In this coverage, all defensive backs play man coverage except the free safety, who lines up or drops into an area and becomes a “safety valve” to prevent a long touchdown completion. This style of coverage is used when the defense *blitzes*, or rushes four or five players at the quarterback. So, man free is man coverage with one roaming free safety. Linebackers also cover running backs or even tight ends man-to-man.
- ✓ **Straight man:** The free safety doesn't serve as a safety valve in this alignment — or, as coaches say, no safety help is available. Each defender must know that he (alone) is responsible for the receiver he's covering. The phrase “the player was stuck on an island” refers to a cornerback being isolated with an offensive receiver and having no chance of being rescued by another defensive back. This style of man coverage generally is used when the defense is blitzing or rushing a linebacker toward the backfield, hoping to sack the quarterback. Defenses use it depending on the strength and ability of their own personnel and the receiving talent of the offense they're facing. So, straight man is pure man-to-man coverage with no roaming free safety.
- ✓ **Combo man:** This category contains any number of combinations of man-to-man coverage. For example, when a team wants to double-team a great wide receiver (with two defensive backs), it runs a combo man defense. A great receiver is someone like Jerry Rice, who owns virtually every pass-receiving record in the history of pro football. The object of such a defense is to force the quarterback to throw the football to a less-talented receiver than someone like Jerry Rice. Throw it to anybody but him!



In Figure 10-5, the cornerback (CB) is responsible for Rice's outside move, while the safety (S) is prepared in case Rice decides to run his route inside, or toward the middle of the field. A team's pass defense may be vulnerable on the opposite side of the field from where it's double-teaming a receiver. Also, the pass defense may be vulnerable to a short pass on the same side of the field and underneath the double-team.

What's fun about man-to-man coverages, especially for players, are the endless personnel matchup possibilities that they provide. Also, against an excellent throwing quarterback like the Indianapolis Colts' Peyton Manning or the New Orleans Saints' Drew Brees, these combinations create something of a chess match between the quarterback and the defensive secondary.

**Figure 10-5:** Combo man coverage aims to prevent a talented receiver from making a big play.



## Zone coverage

In *zone coverage*, the defensive backs and linebackers drop into areas on the field and protect those *zones* against any receivers who enter them. The biggest difference between zone coverage and man-to-man coverage is that in man coverage, a defender only is concerned about the player that he's covering. In virtually all zone coverages, two defensive backs play deep (12 to 15 yards off the line of scrimmage) and align near the hash marks.

In a zone coverage, each defensive back is aware of the receivers in his area, but his major concentration is on the quarterback and reacting to the quarterback's arm motion and the ball in flight. Coaches employ zone coverage against teams that love to run the football because it allows them to better position themselves to defend the run. Other teams use zone when the talent level of their secondary personnel is average and inferior to that of the offensive personnel that they're facing.

For defensive backs, zone coverage is about sensing what the offense is attempting to accomplish against the defense. Also, in zone coverage, each defensive player reacts when the ball is in the air, whereas in man coverage, he simply plays the receiver.



The simplest way to recognize a zone defense is to observe how many defenders line up deep in the secondary. If two or more defensive players are aligned deep (12 to 15 yards off the line of scrimmage), the defense is in a zone.

## Eight men in the box

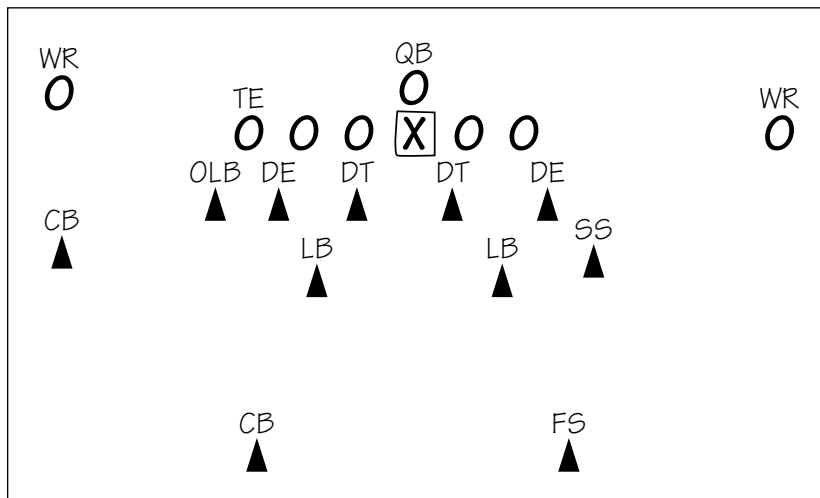


I'm sure that you've heard television commentators mention the term *eight men in the box*. They aren't talking about a sandbox, and they aren't discussing a new pass coverage. Instead, they're talking about a setup that enables a team to defend the run more effectively when it has a strong secondary.

The *box* is the imaginary area near the line of scrimmage where the defensive linemen and linebackers line up prior to the offense putting the ball into play. Usually, a team puts seven defenders, known as the *front seven*, in that box. But a team can put an eighth man — the strong safety (SS) — in the box, as shown in Figure 10-6, if it has two outstanding cornerbacks (CB) who can cover a wide receiver (WR) man-to-man.

So how does a talented pair of cornerbacks drastically improve a team's defense against the run? By allowing the defense to play an extra (eighth) man in the box, where the runner has to be dealt with. By placing eight defenders against six blockers — five offensive linemen and a tight end — the odds are pretty good that the running back will have trouble finding open territory. And when a team has talented cornerbacks who can defend the pass effectively, the defensive linemen and linebackers perform with the utmost confidence. They know that they can attack without worrying about their pass coverage responsibilities.

**Figure 10-6:** The defense puts an eighth man, the SS, in the box to improve its odds against six run blockers.





## The pressure of being a cornerback

A matchup between a great cornerback and a great receiver is as eagerly awaited as an Old West gunslinger's final duel. On January 7, 1990, the Los Angeles Rams and New York Giants were in overtime of a playoff game. With the ball on their own 30-yard line, the Giants had their defensive backs on the line of scrimmage (called *pressing*), hoping to prevent the Rams from moving into ideal field goal range.

Rams receiver Willie "Flipper" Anderson was lined up on the right side, and Giants cornerback Mark Collins had him one-on-one. If Anderson were to run past Collins, no safety would be available to help. Rams quarterback Jim Everett recognized the coverage and elected to try for the home-run play (a *bomb pass*) rather than a running play.

When the ball was snapped, Collins missed his bump or jam on Anderson. The game was now

on the line. Everett floated a *rainbow* (a high-arching pass) down the right sideline toward Anderson, who had a 1-yard advantage on Collins. Near the goal line, Collins jumped, praying that he could deflect the pass. His fingertips missed the spiraling ball by 6 inches. Anderson caught the ball, the officials raised the touchdown signal, and the Rams won the playoff game. Anderson actually ran through the end zone, through the Giants Stadium tunnel, and into the locker room, the ball firmly in his grasp.

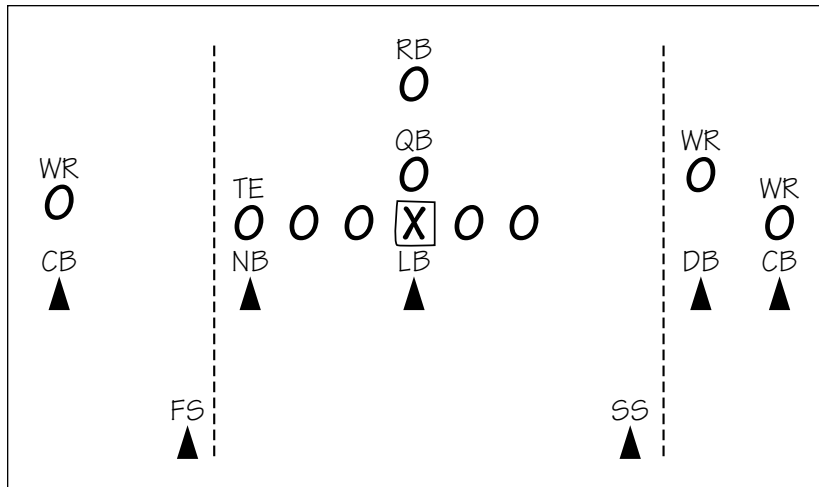
Afterward, Collins stood in his locker room aware of his failure, but his confidence wasn't shattered. "That's the life of a cornerback," Collins said. "You make ten good plays and one bad one, and all anyone wants to talk about is the bad. If you're going to play cornerback in this league, you've got to accept that this is your life."

## The Nickel 40 defense

By definition, the *Nickel 40 defense* is strictly a pass defense that can employ either a linebacker or another defensive back as the sixth player in pass coverage. It's a substituted defense (one that generally isn't used on every down) by skill and ability level. A defensive team wants to put its four best pass-rushers on the line of scrimmage, with one linebacker and six defensive backs.

The sixth, or dime back (DB), position can end up being a defensive back as well as a linebacker at times. In this alignment, the linebacker aligns in the middle about 5 yards away from the line of scrimmage (see Figure 10-7). He should be one of the team's fastest linebackers as well as a good tackler. Most teams use four defensive backs near the line of scrimmage with two safeties playing well off the ball, toward the middle of the field near the hash marks.

**Figure 10-7:**  
In the Nickel 40, the defense puts a sixth player, a DB, in pass coverage.



The object of the Nickel 40 is to pressure the quarterback, hoping to either sack or harass him. Teams use their four best pass-rushers on the field in this alignment, and these four players will most likely be opposed by only five offensive linemen. Defenses use a Nickel 40 defense only when the offense uses three or more receivers in its alignment.

From this defensive look, the pass-rushers may stem or *stunt* (move about on the line of scrimmage), trying to apply pressure by using their best linemen against the offense's weakest blockers. Defenses also have been known to blitz the quarterback with one of the defensive backs or a linebacker in order to overwhelm the offensive blocking scheme. The defensive pass coverage in the secondary can be a mixture of man-to-man and zone alignments.

The Nickel 40 is a good defense against an offense that's fond of *play-action passes* (when the quarterback fakes a handoff to a running back, keeps the ball, and then attempts a pass) or against an offense that likes to substitute a lot of receivers into the game. I'm talking about offenses that use formations that employ four wide receivers rather than the customary two wide receivers. The Nickel 40 defense, with faster personnel, can compensate and deal with an offense that prefers to always have a player in motion prior to the snap of the ball. It's also adept against other unusual formations.

## Chapter 11

# Defensive Tactics and Strategies

---

### *In This Chapter*

- ▶ The different types of defenses
  - ▶ Why the 4-3 defense is “in”
  - ▶ How Taylor made the 3-4 defense great
  - ▶ Why the Flex worked only in Dallas
  - ▶ How the 46 made the Bears monsters
  - ▶ The appeal of the over/under for the patient coach
  - ▶ What to do in the sticky situations
- 

**T**his chapter may not be the most entertaining read, and it’s not filled with clever one-liners, but it covers really important stuff. Coaches will tell you that defenses win championships, and I’m not prejudiced when I say that I agree with that statement. When I was in the right defense, in the proper alignment, that was when I had the best chance to succeed. When you’re in the right defense, it comes down to you beating the man in front of you. As an athlete, that’s all you can ask for.



I may get a little sophisticated and sound like a businessman in this chapter, but pro football is a big business. When I played for the Raiders in the 1980s, I brought computer printouts to the locker room to glance over on game days. Those computer sheets showed every formation that the opposition planned to use against us (or so we thought).

When I went on the road, I carried my own VCR and brought tapes that Johnny Otten, the Raiders’ film guy, had put together for me. I had him put every run play the team used on one tape, called a *run cut-up*, and every pass play on another, called a *pass cut-up*. These cut-ups showed every play that the opposition ran from a two-back formation, from the I-formation, and from the one-back formation.

We watched hours of film during the week, but on Saturday nights I watched a couple more hours on my own and broke down every formation. By studying and reviewing all the formations, I was prepared. For example, when the opposition’s offense came to the line of scrimmage in a split-back formation, my mind immediately computed to “full left, 18 Bob Tray O,” a run play.

I know that jargon means nothing to you, but it tipped off my mind. I knew which play was coming, which is more than half the battle as a player. The other half is stopping the play.

The defense's battle plans are exactly what this chapter is about. Every team enters a game with a basic strategy. This chapter explains the common strategies — the defense's alignment and look — and how the defense really can be “offensive” by dictating the style of play in a game. Here, I cover all the basic defenses and help you figure out which defensive package works best against which offense.

## Choosing a Base Defense

NFL coaches love to copy one another, primarily when a coach is successful with a particular offense or defense. For example, a lot of winning teams in the 1970s began to use the 3-4 defense (which uses three down linemen and four linebackers) as their *base*, or primary, defense. The 3-4 was the defense of choice in the 1980s; only Dallas, Chicago, and Washington preferred a 4-3 scheme (four down linemen and three linebackers). By the time the 1990s came to a close, the 4-3 defense was back in vogue, thanks mostly to the success that Jimmy Johnson had with the Dallas Cowboys in the 1990s. In the 2006 season, the majority of NFL teams used some form of the 4-3 as their base defense.



Basically, what you need to understand is that the goals of any type of defense are to

- ✓ Stop the opposition and get the ball back for the offense.
- ✓ Seize possession of the ball via a turnover. A *turnover* occurs when the defense recovers a fumble or secures an interception.

To compete with sophisticated offenses, defenses have had to keep pace. In fact, some rules have changed simply to negate suffocating defenses. These rule changes have caused defensive coaches to return to the chalkboards and film rooms to devise more dastardly plans — and nowadays, they even use computers to uncover offensive tendencies.

The rest of this chapter attacks the most common defensive schemes and *fronts* individually. Most defenses are named by their fronts, or the number of defensive linemen and linebackers who align in front of the defensive backs. The most common front is the *front seven*: four defensive linemen and three linebackers, or three defensive linemen and four linebackers. It's assumed in football parlance that a front seven also includes four defensive backs:  $7 + 4 = 11$  players on the field.

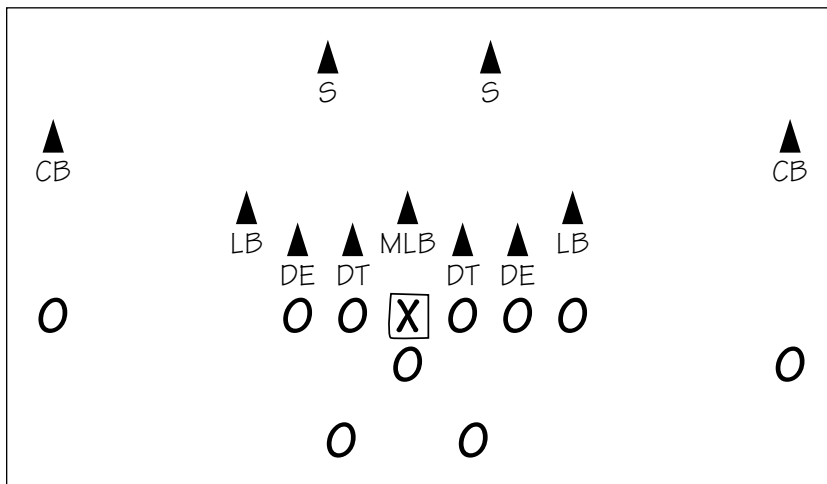


I want you to fully understand the history, the reason, and the success/failure rates for each scheme. Knowing why a team uses a specific strategy is important. Choosing a defense is like a game of checkers: A coach wants his team to stay a few offensive moves ahead of its opponent, anticipating the opponent's next move or play. The defense wants to prevent the offense from jumping over its defenders and reaching the end zone (or like they say in checkers, "King me!"). And, like checkers, you may sacrifice a piece in one area of the board (or field) to prevent the opponent from reaching your end of the board. The ultimate goal with any defense is to prevent a touchdown, so sometimes surrendering a field goal is a moral victory.

## 4-3 Front

The majority of NFL teams use the *4-3 defense*, which consists of two defensive tackles (DT), two defensive ends (DE), two outside linebackers (LB), a middle linebacker (MLB), two cornerbacks (CB), and two safeties (S), as shown in Figure 11-1. The 4-3 was devised in 1950 by New York Giants coach Steve Owen, who needed a fourth defensive back to stop the Cleveland Browns from completing long passes. Owen, whose cornerback was future Dallas Cowboys head coach Tom Landry, called the 4-3 his *umbrella defense* because the secondary opened in a dome shape as the linebackers retreated into pass coverage. In the first game in which the Giants used it, the defense clicked, and the Giants beat Cleveland 6-0, shutting out this Paul Brown-coached team for the first time in its history.

**Figure 11-1:**  
The 4-3 defense consists of four linemen (DE and DT), three linebackers (LB and MLB), and four defensive backs (CB and S).





Although it was initially devised to stop the pass, this defense should be able to stop both the pass and the run. The 4-3 was first widely used in the late 1950s, when Sam Huff became the Giants' middle linebacker and the Detroit Lions, who also liked the scheme, made Joe Schmidt their middle linebacker. Both of these Hall of Fame players were instinctive and played run defense well because they were strong and exceptional at lateral pursuit of the ball carriers. But they also played the pass well. They could move away from the line of scrimmage (in other words, they could *drop into coverage*) and effectively defend a team's short-passing game.

On paper, this defense is well-balanced. As with all defenses, having talented personnel is important. The defense needs ends who are strong pass-rushers and physically tough against the run. The ideal middle linebacker is someone like ex-Bear Dick Butkus (see Chapter 21), who could single-handedly make defensive stops and possessed the all-around savvy to put his teammates in favorable positions. The defensive tackles should be strong against the run and agile enough to sustain pass-rush pressure on the quarterback.

The stronger and more physical of the two outside linebackers lines up over the tight end, leaving the other, quicker outside linebacker to be more of a pass-rusher. With the exception of all-star teams, it's almost impossible for a team to have superior players at every position. However, teams tend to use a 4-3 when they have four pretty good defensive linemen and a good middle linebacker. If three of those five players have all-star potential, this scheme should be successful.

As you go along in this chapter, notice that there are variations of the 4-3, including the Dallas 4-3, the over/under, and the Chicago Bears' 46 defense of the mid-1980s. Some teams also use four-man lines but use more defensive backs rather than linebackers behind their four-man fronts.

## 3-4 Front

Bud Wilkinson created the *3-4 defense* at the University of Oklahoma in the late 1940s, but the 1972 Miami Dolphins were the first NFL team to begin using it in earnest. And the Dolphins did so out of necessity; they had only two healthy defensive linemen. Chuck Fairbanks, another Oklahoma coach, used the 3-4 as an every-down defense with the New England Patriots in 1974, as did Houston Oilers coach O. A. "Bum" Phillips.

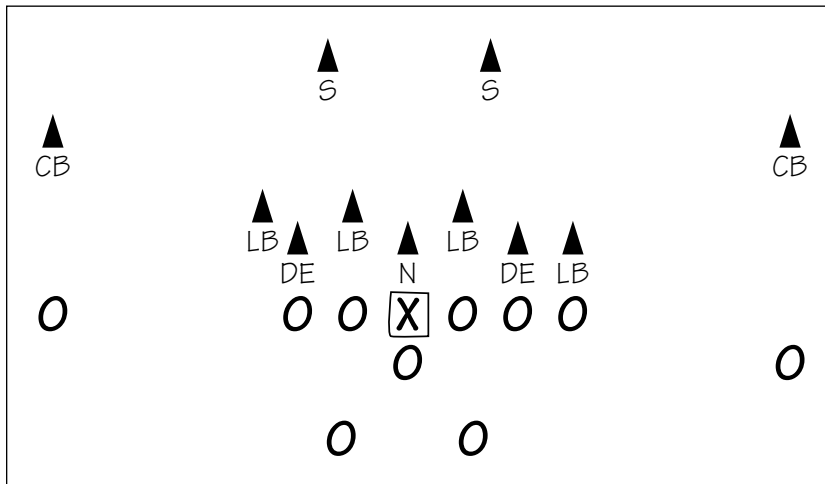


Unlike the 4-3, this defense uses only three defensive linemen, with the one in the middle called the *nose tackle* (N), as shown in Figure 11-2. The prototype nose tackle was the Oilers' 265-pound Curley Culp, who combined strength with exceptional quickness; he was an NCAA wrestling champion. The 3-4 also employs four linebackers (LB), with the other two defensive linemen



(DE) usually consisting of one superior pass-rusher and a rugged run-defender. In some 3-4 defenses, all three down linemen are *two-gappers*, meaning that they plug the gap between two offensive linemen and aim to neutralize those two blockers, allowing the linebackers to go unblocked and make the majority of the tackles.

**Figure 11-2:**  
The 3-4  
defense  
lines up  
with three  
linemen (DE  
and N)  
and four  
linebackers  
(LB).



NFL teams in the 1970s adopted the 3-4 because they lacked quality defensive linemen, and they had more players who were suited to play outside linebacker. This is also true today in high school and college, where teams may lack quality defensive linemen but have no shortage of athletes who are capable of playing linebacker. The outside linebacker position fits an NFL player who's at least 6'3", 240 pounds (the bigger and taller, the better). This player should have the ability to play the run and rush the passer like a defensive end.

The 3-4 can be a flexible defense. In some instances, the defense may decide to drop seven or eight players into pass coverage. Conversely, the interchangeable personnel of a 3-4 could end up sending three to five players to rush the quarterback. Miami actually called its 3-4 defense "the 53" after linebacker Bob Matheson's jersey number. Matheson moved around, but he was primarily a pass-rushing linebacker.

The 3-4 defense is ideally suited to defending multiple offensive formations, meaning that a defensive coordinator can match his personnel with that of the offense. Also, the physically dominant nose tackle can prove to be a nightmare for the offensive center. The nose tackle can neutralize the center's pass-blocking attempts by constantly shoving his strong head and shoulders to the ground or moving the center sideways, thus negating his effectiveness as a blocker. In other instances, the center is asked to move to either side (pull) to assist on a wide run toward either end.



The 3-4 defense also spawned the term *two-gap style*. With this technique, the defensive linemen and inside linebackers actually block the offensive linemen to either side, opening a lane for the untouched outside linebacker to make the play. The 3-4 defense focuses on the outside linebackers; in fact, they're the stars of this defense.



The greatest defensive player I ever saw, Lawrence Taylor of the New York Giants, was essentially an outside linebacker in a 3-4 scheme. Although Taylor was great at sacking the quarterback in this scheme, the 3-4 defense generally is better at stopping the run than rushing the passer. And Taylor was exceptional at both aspects of the game — he could rush but also stand his ground and contain the run. Plus, he had the speed to pursue a running back who was moving away from him and still make the tackle.

NFL teams have moved away from the 3-4 defense because, to be successful, they need tall, 250-pound outside linebackers who are capable of containing the tight end to play opposite a player like Taylor. Taylor had Carl Banks. Chip Banks and Duane Bickett were also players of that sort, but finding the likes of them has become more and more difficult.

## 3-4 Eagle

Green Bay Packers defensive coordinator Fritz Shurmur started using the *3-4 Eagle defense* with the Los Angeles Rams in the late 1980s. Shurmur's defense used another linebacker in the role of the nose tackle, as shown in Figure 11-3. Instead of having a 300-pound player over the center, Shurmur inserted a 240-pound linebacker, a player who was susceptible to the run because most offensive centers outweighed him by 60 pounds. To succeed against the run, this linebacker needed to use his quickness and guile to shoot offensive line gaps. However, this linebacker was a solid tackler and was also good at dropping into pass coverage. The remaining personnel were identical to a typical 3-4 scheme, so it was sometimes referred to as a 2-5 Eagle because of the five linebackers.

Shurmur devised this defense to confront and hopefully confuse San Francisco 49ers quarterback Joe Montana, who had an exceptional ability to read a defense correctly and complete a pass to the open man. Having a lighter and faster linebacker drop into passing lanes was a totally foreign concept to any quarterback, who was used to that player remaining along the line of scrimmage rather than roaming in the defensive backfield like a defensive back.

The 3-4 Eagle evolved from Buddy Ryan's 46 defense (described in detail later in this chapter), which is all about applying pass-rush pressure at the end of the offensive line. The Eagle places a premium on above-average linebackers who can sack the quarterback by rushing around the last blocker at the end of the offensive line. Most pass-rushers in this scheme prefer to line up away from the outside shoulder of the man responsible for blocking them. Outside

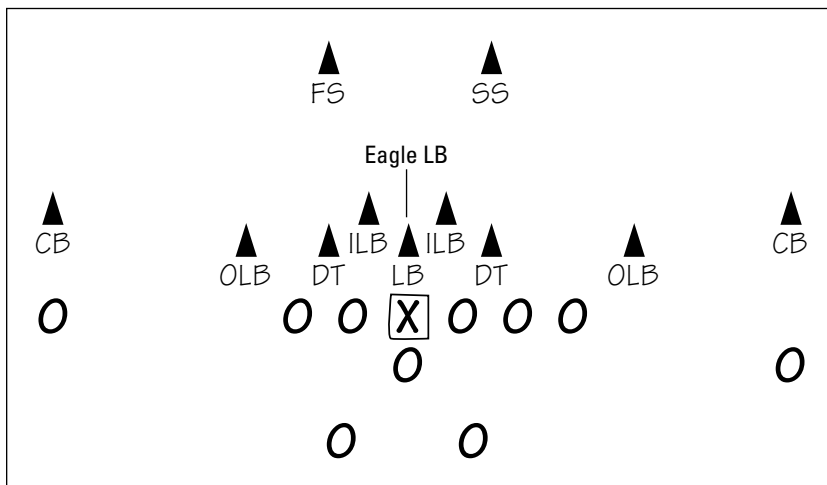
linebacker Kevin Greene, who collected 46 quarterback sacks in three seasons (1988–90), was the star (and benefactor) on Shurmur’s Rams teams. Greene used his speed and exceptional strength for a 248-pounder to later lead the NFL in sacks twice (in 1994 and 1996). His 160 career sacks are the most ever by a linebacker.

The Eagle is more successful with above-average cornerbacks who can play man-to-man defense. Man coverage complements the deep zone drops of two of the five linebackers. To me, it makes more sense to drop a 240-pound linebacker into pass coverage than to use a 310-pound nose tackle, which is what some zone blitz defenses do. That’s one of the big differences between these two defenses. This defense can be very effective against a team running the West Coast offense (see Chapter 8), especially one that has a versatile running back who can damage a defense with his receiving as well as his running ability. Linebackers are better suited to catching and tackling this kind of ball carrier, while also being capable of defending the tight end, who’s always an important performer in the West Coast offense.



Despite the lack of a fat body over the center, the Eagle 3-4 defense isn’t susceptible to the run because it employs two very physical inside linebackers and can bring a strong safety close to the line of scrimmage to serve as another tackler (or linebacker). This maneuver allows the Eagle to put eight defensive players in the *box*, which is the area near the line of scrimmage where the defense is most effective at stopping the run. Some teams, however, particularly teams with a good, versatile running back, have tremendous success running the football against this defense. This is because the offense is able to neutralize the light linebacker that’s playing nose tackle and is also able to run the ball from formations from which it had always thrown the football. Such tactics confuse the defensive personnel, who are unable to predict what the offense intends to do.

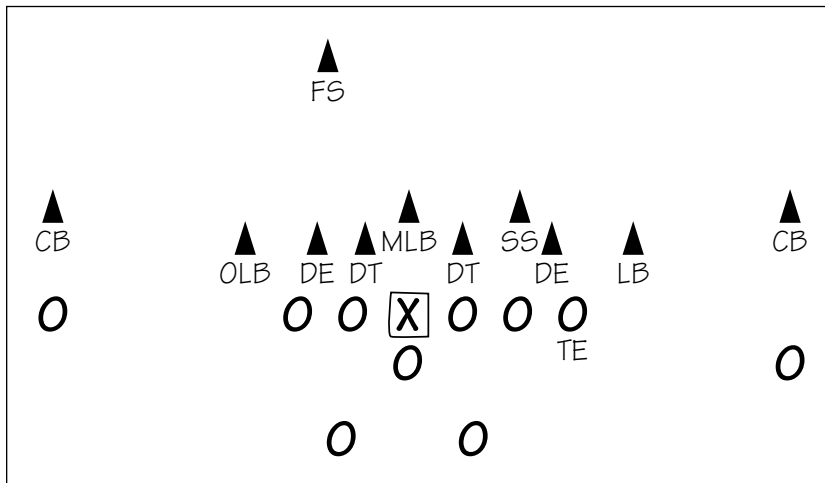
**Figure 11-3:**  
The 3-4 Eagle defense uses a linebacker in place of the nose tackle.



## Dallas 4-3

I want to make a distinction here: When Jimmy Johnson coached the Dallas Cowboys in Super Bowl XXVII and XXVIII, Dallas's defense had an abundance of talented players among the front seven but didn't have particularly speedy or skillful cornerbacks. The *Dallas 4-3 defense* used four down linemen and three linebackers but gambled more than Johnson would have allowed and occasionally used more of a nickel scheme, inserting another defensive back in place of a linebacker, as shown in Figure 11-4. This defense is predicated more on a team's personnel than on a particular alignment.

**Figure 11-4:**  
The Dallas 4-3 defense uses four linemen (DE and DT) but may use an extra defensive back in place of one of the three linebackers (DLB, MLB, and LB).



But what Dallas was able to accomplish, and what has been copied, was the scheme *cover four* or *four across* in the secondary. Because Dallas's front seven was so talented and could apply extreme pressure on the quarterback, the secondary was able to play deeper and prevent the deep pass. Of course, this scheme puts extra pressure on the two cornerbacks, who are expected to be able to take the opposition's two best receivers man-to-man and shut them down without any help.

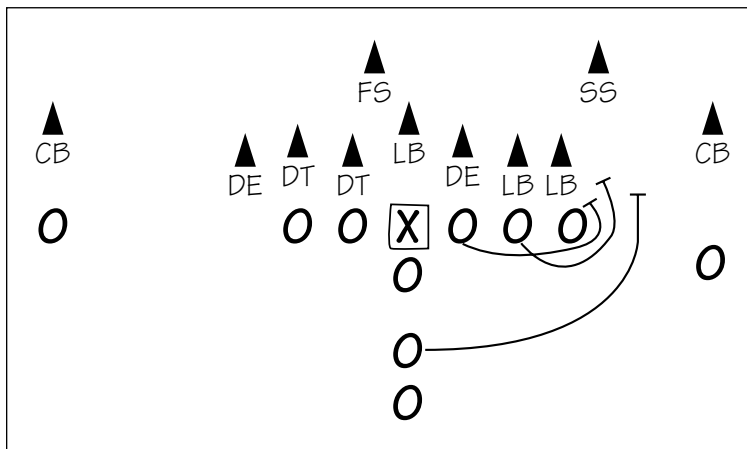


In the Dallas 4-3 defense, the safeties also can creep up toward the line of scrimmage to provide support against running plays. Basically, this defense allows the safeties to cheat, to overplay one aspect of the offense when they anticipate the play correctly. With the rest of the defense attempting to funnel almost every running play toward these physical safeties, the back goes down if the safeties make good reads. In modern football, in which teams may have physically gifted tight ends, the Dallas 4-3 defense puts the safety in a better position to defend the *seam pass*, the throw right down the hash marks to the tight end or to a receiver running straight upfield.

## Flex

Coach Tom Landry invented the *Flex defense* for the Dallas Cowboys teams of the 1970s and 1980s. It's a 4-3 alignment, too, but it *flexes* (moves back) two defensive linemen (DT and DE) off the line of scrimmage by 2 or 3 yards, as shown in Figure 11-5. These two offset linemen read the blocking combinations of the offense and attempt to make the tackle (or the sack), while their teammates try to break down the offense's blocking patterns.

**Figure 11-5:**  
The Flex defense puts two defensive linemen (DT and DE) 2 or 3 yards off the line of scrimmage.



However, this defense works only if you have talented defensive tackles like Bob Lilly and Randy White, who was nicknamed “The Manster.” Interpretation: White was half man, half monster. These flexed defensive linemen must have exceptional speed and the ability to react. By being a couple of yards off the line of scrimmage, they should be able to see how an offensive play is developing. But to be able to stop a play from their positions, they also must have the speed to recover the 2 yards while moving forward. Being off the line makes it more difficult for offensive linemen to block them. The blockers have to run a couple of yards to strike them, but meanwhile the defensive linemen also are moving, quite possibly in a different direction.



Lilly (see Chapter 21) was one of the greatest defensive tackles of all time, and White was very close to him in ability. The keys to both players' success were their exceptional quickness and strength. White was a converted linebacker playing defensive tackle; you don't find many players capable of making that change. Shifting White's defensive position was a bold move by Landry more than 25 years ago, but this defensive scheme wouldn't work well today. The basic premise of the Flex — to have defensive linemen reading — hinders the pass-rush. A player can't be reading and waiting for something to come his way. Instead, he has to react and attack if he wants to tackle the quarterback.

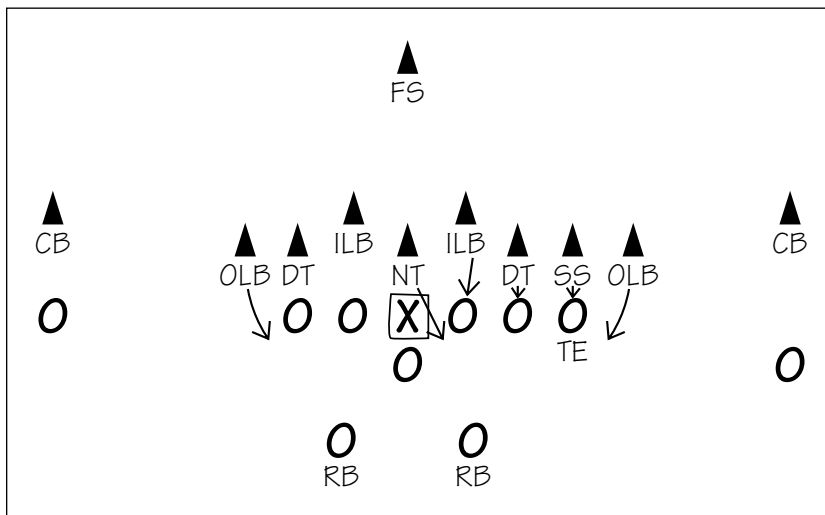
The Flex seemed like a great defense against the run until Eric Dickerson of the Los Angeles Rams ran for 248 yards against it in a playoff game at the end of the 1985 season.

## Zone Blitz

*Zone blitz* sounds like a contradiction in terms: Teams that like to play zone pass coverage generally don't blitz. Zones are safe; blitzes are all-out gambles. Dick LeBeau, a player and coach for 45 years in the NFL, is usually credited with inventing this defense in the late 1980s to take advantage of his huge safety David Fulcher.

The Pittsburgh Steelers and the Carolina Panthers were the proponents of the exotic zone blitz in the mid-1990s. From a base 3-4 alignment, they would overload one side of the offense by placing as many as three of the four linebackers to that side, as shown in Figure 11-6. They might stick a cornerback there, too, or put a safety there in place of a linebacker. The object was to confuse the quarterback and the offensive linemen, forcing them to wonder: How many people (four, five, or six) are really coming at the quarterback?

The down linemen in this scheme usually engage the center and guards. Their intent is to occupy these players and give them the impression that they may be rushing the quarterback. Often, the defensive linemen merely hold their ground, waiting for the run, or stop and then peel back off the line of scrimmage (5 yards or so) and attempt to cover that area (*short zone coverage*) against a possible pass play. The object of a zone blitz is to create one or two free lanes to the quarterback for the linebackers or defensive backs who do the blitzing.



**Figure 11-6:**  
In a zone blitz, the defense lines up like this.



The zone blitz is an ideal defense against an inexperienced or gun-shy quarterback. The defense wants to get the quarterback thinking. Before any quarterback drops back to pass, he scans the secondary to try to figure out what kind of defense it's playing. This is called *reading the secondary*. When a quarterback looks at a zone secondary, he doesn't usually equate it with blitzing. But in this defense, the quarterback checks out the defensive front, too. He wants to have an idea where the blitz or the most pass-rush pressure will come from. A good quarterback believes that he can move away from the pressure from the suspected overloaded side and gain enough time to complete his pass.

The combinations and varieties of zone blitzes are endless. However, offenses have discovered that a short pass play to the *flat* (outside the hash marks) may be effective against this defense. Most zone blitzing teams give offenses considerable open areas to one side or the other underneath their final line of pass defense. Often, blitzing teams send a player who normally would be in pass coverage toward the quarterback. When a defense blitzes like that, it always keeps two people deep. It doesn't want to surrender a home run — that is, a long touchdown.



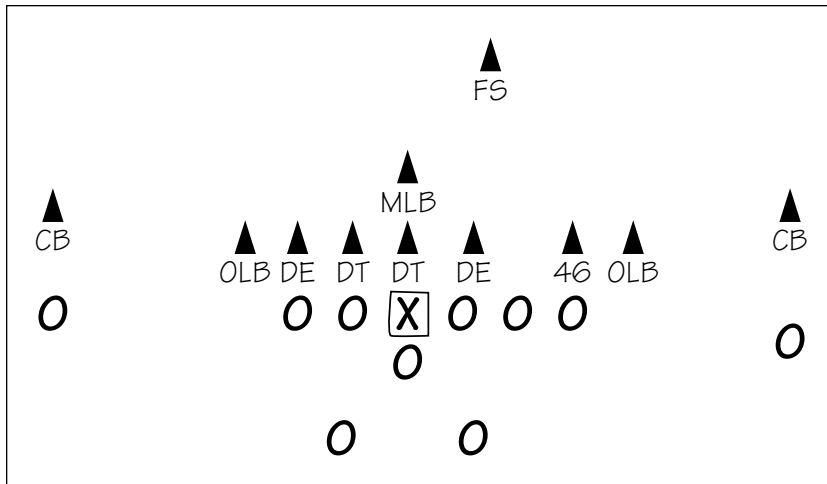
Smart offenses know that you can run at defensive linemen who are stopping, waiting, and then dropping into coverages. Teams that are patient against the zone blitz can find running room to the opposite side of the overload. And a missed assignment by a defender in a zone blitz package can spell doom quickly.

## 46

The team that's most often associated with the *46 defense* is the Chicago Bears of the 1980s. The 46 didn't receive its name from its alignment, but rather because Bears free safety Doug Plank wore jersey number 46 and often lined up as a linebacker. Buddy Ryan, the Bears' defensive coordinator, altered Chicago's original personnel in the 46 defense — five defensive linemen, one linebacker, and five defensive backs — to four defensive linemen, four linebackers, and three defensive backs, as shown in Figure 11-7. The fourth "linebacker," the "46," is generally considered a cross between a linebacker and a strong safety.

In the 46, three defensive linemen line up across from the offense's center and two guards, making it impossible for those offensive players to double-team the defender opposite the center. In Chicago, this defensive player was Dan Hampton. When Ryan became head coach of the Philadelphia Eagles, the player over the center was Reggie White. Hampton and White were the strongest linemen on their teams and also were excellent pass-rushers. Their exceptional ability made it possible for them to collapse the offense's pocket, thus ruining the quarterback's protection. They were good enough to beat two blockers in their prime, paving the way for teammates to have a clean shot at the quarterback as White and Hampton preoccupied the others.

**Figure 11-7:**  
The Bears' 46 defense used four down linemen, four linebackers, and three defensive backs.



The Bears had sensational success with the 46 defense. In 1984, they recorded 72 quarterback sacks, and the following year, they allowed only ten points in three playoff games en route to their Super Bowl XX championship. In one six-game stretch, the defense scored 27 points and allowed 27 points. When the Bears won the Super Bowl, the defensive players carried Ryan off on their shoulders, while the offensive players took care of head coach Mike Ditka. The Tennessee Oilers (now the Titans) also used the 46 defense for a time because Oilers head coach Jeff Fisher played for Buddy Ryan.

In the 46, no defender lines up over the two offensive tackles. Instead, defenders are placed off both of the offensive tackles' outside shoulders. From there, their intentions are straightforward: rush and sack the quarterback.

The biggest downsides to the 46 defense are the limitations from a pass coverage standpoint. Your cornerbacks are stuck in man-to-man coverage 90 percent of the time, with only one safety back to help. You can drop an inside linebacker or two into zone coverage; however, when you line up with basically only three defensive backs on the field, often a linebacker gets stuck one-on-one with the tight end. If the tight end can run, this matchup may be a mismatch for the defense. Also, the 46 defense can struggle against a three-wide-receiver offense because of the man coverage situations. But, the philosophy of this defense is to attack the quarterback before he can pick apart the secondary.

The 46 is a good defense against offenses with two-back sets. Why? Because such an offense doesn't spread the 46; it condenses it. And that's perfect, because the 46 is an aggressive defense that's designed to attack. The two-back offense affords the 46 defense the opportunity to send its pass rushers off the corner. When they come off the corner, the edge of the offensive line, there's no one to impede their path into the backfield, where they can cause the most damage.



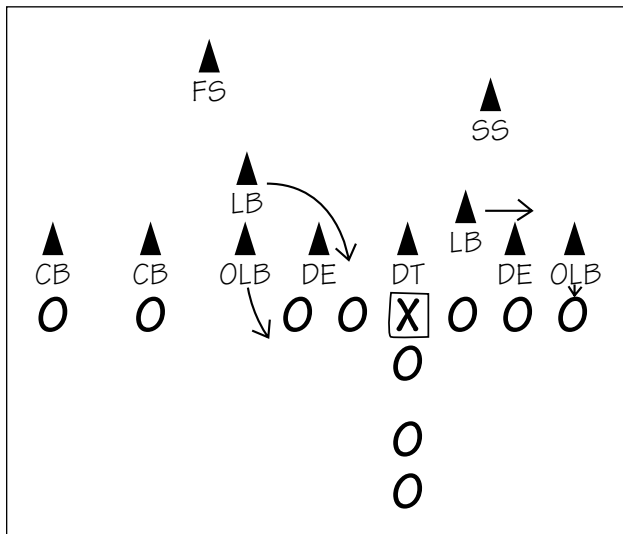


The 46 defense can have a soft spot if the offense believes that it can run wide against it, particularly in the direction of one of the offensive tackles. If the offense can block the two outside defenders, pushing them outside, the runner can cut inside the offensive tackle and run through that lane. And when the cornerbacks drop deep, the back may be able to gain a lot of yards. In college football, offenses beat the 46 defense by having the quarterback run an *option play*, something the pro coaches don't allow their quarterbacks to do. In the option, the quarterback starts running around the end. He can either turn upfield or lateral the ball back to a running back.

## Kansas City Falcon

Marty Schottenheimer (former Kansas City head coach and now coach of the San Diego Chargers) developed the *Kansas City Falcon defense* for the 1997 season. In this multiple defense, he used highly versatile players in a variety of interchangeable roles. Both the players and the scheme have multiple variations. It begins in a 3-4 alignment with three defensive linemen and four linebackers, as shown in Figure 11-8. The Kansas City Falcon is very multiple, meaning that the defense is capable of 20 different looks in a typical 70-play game.

The Kansas City Falcon is a personnel defense. Schottenheimer went to this defense because he believed that the NFL draft offered an abundance of smaller, faster linebacker-safety types. He put these players in positions to create confusion, allowing them to simply run around and make plays. The downside to this defense was that it wasn't capable of beating the offense with size; a battering run-oriented team could wear down these defensive players.



**Figure 11-8:** The Kansas City Falcon defense puts highly versatile players in a 3-4 alignment.

Kansas City did some abstract formations with this defense — inserting another linebacker for a defensive lineman or simply using five defensive backs a lot. I saw them put two linebackers on the line of scrimmage. The linebacker who blitzed was generally Derrick Thomas, a tremendous speed rusher, and the other linebacker dropped into coverage. This defense played a tremendous amount of man coverage in the secondary; it could do that because its cornerbacks, James Hasty and Dale Carter, were superior players. The Kansas City Falcon was an in-your-face defense. The attitude of this defense was “We might give you 15 yards, but so what? We’re going to sack you on the next play and get those 15 yards back.”

## Over/Under 4-3

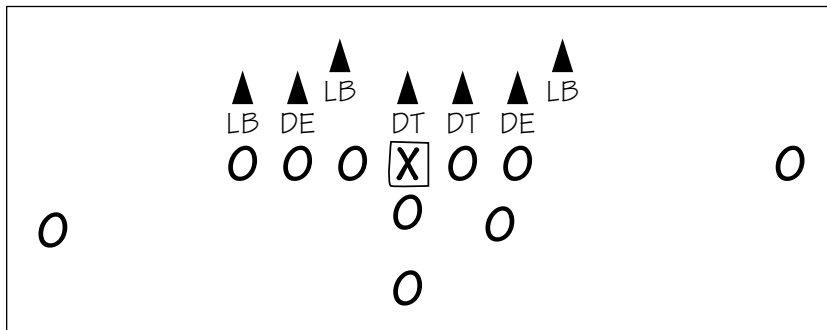


The over/under 4-3 is basically a four down linemen and three linebacker scheme — what I call a Sam linebacker on the tight end and then two inside linebackers. The object of this defense is to shift more defensive linemen to the offense’s suspected point of attack, which is called the *over*, or to shift the linemen *under*, to the weak side of the offensive formation. The down linemen are the stars of this show.

In the *under* 4-3, shown in Figure 11-9, one defensive lineman is on an offensive tackle, another is on the guard and center, and another is on the *open side* offensive tackle (where there’s no tight end). In the *over* 4-3, three of the four defensive linemen shift toward the strong side of the offensive formation (the tight end side), as shown in Figure 11-10. A defender is always directly opposite the tight end in both of these over/under defenses.

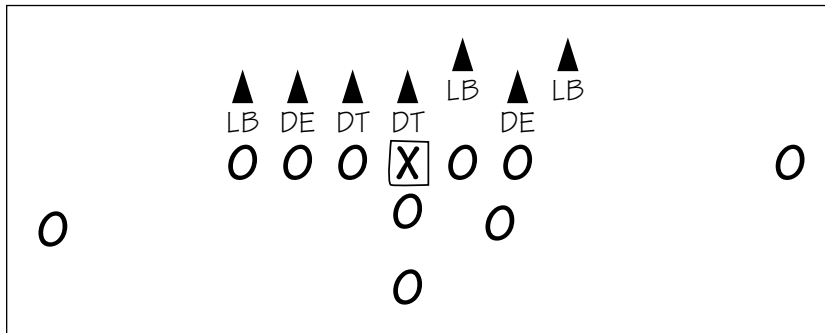
The over-and-under scheme gives the defense flexibility in how it uses its players in the secondary. Tony Dungy, ex-coach of the Tampa Bay Buccaneers and current head coach of the Indianapolis Colts, used to bring his strong safety close to the line of scrimmage, and suddenly he had an eight-man front. For a change-up look, defenses can drop safeties to their traditional spots 12 yards off the line of scrimmage and roll the two cornerbacks up to or within 3 yards of the line of scrimmage, making the defense look like a nine-man front.

**Figure 11-9:**  
The under 4-3 aligns on the weak side of the defense.



**Figure 11-10:**

In the over 4-3, the down linemen shift toward the strong side of the offensive formation.



For this defense to succeed, you need to have talented people up front — players who are capable of dominating the line of scrimmage. This scheme works only if your down linemen are special players like Dungy had with Warren Sapp in Tampa Bay and John Randle in Minnesota. This defense can survive with average linebackers, decent safeties, and good cornerbacks, but it must have hard-charging linemen who are physically capable of beating offensive linemen.

The over/under 4-3 was a perfect defense for Dungy. Unlike Dungy, some teams and their coaches are very impatient; they want to attack and be aggressive, maybe pushing the panic button and blitzing the opposition before the time is right. But a coach like Dungy can sit back. He isn't going to be emotional. He's going to fold his arms and let the offense keep the ball for seven or eight plays, believing that sooner or later the offense will panic and make a mistake. This defense can force an offense into making mistakes, too. Believe me when I say that some NFL offenses have trouble running eight plays without screwing something up.

## Tackling Tricky Situations

Defenses are under constant pressure in every game: one mistake (a missed tackle in the open field or a blown assignment, for example) and the opponent has points on the board. This section tackles a couple of the tricky situations that defenses face and gives advice for handling them.

### *Stopping a superstar*

When playing against a superstar, whether he's a running back or a quarterback, the defense must decide what facet of the offense it wants to focus on. In other words, the defense says, "I'm stopping LaDainian Tomlinson and forcing the quarterback to throw the ball to beat me." Defenses can't do both — stop the run and the pass — against great offensive teams.

A team with a great safety, such as Brian Dawkins of the Philadelphia Eagles, can move its safety closer to the line of scrimmage without sacrificing its ability to cover receivers. The safety becomes another linebacker, the eighth man in the box. In other words, you have four defensive linemen and three linebackers, and you bring an extra run defender out of the secondary. If your safety reacts poorly, the defense can be susceptible to being beaten consistently by the pass. The consolation, though, is that Tomlinson isn't going to run for 200 yards.



Your defenders must at least attempt to tackle a great back like Tomlinson. They should never stand around and wait for a good shot; they should fly at him. If they miss, they miss, but remember that they're definitely not going to bring him down if they don't at least give it a shot.

## *Stopping the two-point conversion*

First, I want to say that bringing the *two-point conversion* into the NFL (which was done in 1994) has helped teams play better defense inside their own 20-yard line, an area known as the *red zone*. The two-point play can make or break a game, and ultimately make or break a season. (Check out Chapter 8 for more details on the two-point conversion.)



Offensively, what teams are attempting to do on this play is to spread the defense and then run some kind of *pick pass pattern*. Here's how that pattern starts: The offense aligns two receivers on one side of the formation. The outside receiver runs toward the middle of the field, while the inside receiver runs, stops, and then heads in the direction of the outside receiver. When the two receivers cross, that's called a *pick play* because the inside receiver tries to rub the man guarding him against the defender who's covering his teammate. The desired result is an open receiver in the *flat*, the area beyond the defensive linemen but in front of the secondary.

In an effort to prevent the pick play, defenses trying to prevent two-point conversions are playing more and more zone coverage in the secondary. The reason is that they just can't stop all the combinations of different pass routes, especially when offenses use a three-wide-receiver set. And the pick play is particularly successful against man-to-man coverage. So in trying to prevent a two-point play, the defense anticipates that most teams won't run. Most offenses line up in a one-back formation with three receivers to one side.



The key for the defense is not to blitz. Instead, the defense should use a four-man line and should play a zone defense behind it. You can play as many as six or seven defensive backs across because the defense doesn't have to worry about the depth of the field. Remember, the end zone is only 10 yards deep.

## Stuffing short yardage

The first thing you have to realize in *short-yardage situations* (third down and 1 yard or fourth down and 1 yard or less) is that you can't stop everything. So you have to prepare your defensive front people, the defensive line and the linebackers, to stop one or two particular plays. Usually, you have eight defenders on the line, a combination of linemen and linebackers, and defensive players over both tight ends. The key play that you have to be able to stop is the offense's *isolation play*.

HOWIE SAYS



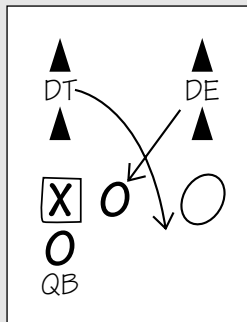
### Stunting: It's like baseball

*Stunting* involves defensive linemen being up to some tricks. With stunting, instead of remaining stationary before the ball is snapped, the defensive linemen jump to one side or the other, confusing the offensive linemen, who aren't sure who to block. In other words, the defensive linemen don't always go where the offensive linemen anticipate them to go.

When I played, I was pretty good at reading formations. I had good instincts for anticipating what direction the offense was going with the ball. On passing downs, when we thought that the quarterback was going to throw the ball, we may have had 14 different stunts or games among us four defensive linemen. For example,

I (DE) would go inside, and the player next to me (DT) would drop and circle around me, as shown in the following figure. We made these movements to confuse the offensive line.

We used word signals among ourselves for what we wanted to do. We also received signals from the sideline from our line coach, Earl Leggett. He would signal us like a third base coach does in baseball — you know, touching his shoulder, slapping his head, waving his arms — basically telling us which stunt to use. And sometimes we would shake him off, just like in baseball. We wouldn't do what he asked us to do, and he'd call us all kinds of ugly names after we returned to the sidelines.



An isolation play is what happens on a blast play, when a fullback runs inside to block a defensive player standing by himself before the quarterback hands off the ball to the running back behind him. (Chapter 6 explains this play in more detail.) The running play is called the *blast play*, but it works because the fullback isolates a specific defensive player. On this type of play, the defensive linemen must establish positive gap control. Here's what I mean: In addition to lining up across from an offensive lineman and defeating his block, each defensive lineman must get his body into a gap, either by stunting (see the sidebar "Stunting: It's like baseball") or by lining up on the shoulder of an offensive lineman and securing the gap. That's the first thing.

The second thing is that someone on defense must get some penetration across the line of scrimmage in order to have any chance of disrupting the play. Remember, offensive linemen have trouble blocking quicker players who are charging straight ahead into a gap.

# Part IV

# Meet the Rest of the Team

The 5<sup>th</sup> Wave

By Rich Tennant



“Not the most accurate kicker we’ve ever had,  
but definitely the strongest.”

## *In this part . . .*

**A** football team wouldn't be complete without coaches, the main masterminds and motivators behind the players. All sorts of other people play roles as well: managers, trainers, and, in the NFL, owners. This part talks about all these folks and what they do. Also in this part, you can find out about that special part of football that lies somewhere between offense and defense: the kicking game, also known as special teams.



## Chapter 12

# The Kicking Game

---

### *In This Chapter*

- ▶ Taking a closer look at special teams
  - ▶ Starting off the game with a kickoff
  - ▶ Knowing the rules that govern the kickoff return
  - ▶ Blocking a field goal attempt
  - ▶ Understanding how teams punt their way out of trouble
- 

**A**s you probably know, every football game begins with a kickoff. More than 97 percent of the time, a team kicks an extra point after scoring a touchdown. And after every touchdown that a team scores, the team must kick off again. These are just a few examples of what's known as the *kicking game*. The proper name for the group of players who take care of these tasks is *special teams*.

HOWIE SAYS



### **My own special teams experiences**

I was a special teams player during my first two years in the NFL. Being a small-college player from Villanova, playing on special teams gave me the opportunity to work my way up through the ranks on the Raiders. The NFL is kind of like the Army: You have to prove that you belong.

I was on most of the special teams units. I covered punts and kickoffs, plus I was part of the unit that tried to block field goal and extra point attempts. Matt Millen and I were the two bulldozers on the kick-blocking team. We used to get down in a four-point stance (both hands and feet on the ground) and line up on either side of the center, who snaps the ball. Ted Hendricks, who was over 6'7" and had the longest arms I'd

ever seen, would stand right behind us. Millen and I would basically function as a snowplow and clear a path for Hendricks. Ted was in charge; he'd tell us where to line up and what to do, and I remember him blocking a number of kicks.

When I became an All-Pro player in my third year in the NFL, my defensive line coach wouldn't allow me to play on special teams anymore; he didn't want me getting hurt. That's pretty much the philosophy in the NFL today. Quarterbacks used to be the holders for field goals and extra points, but it's pretty rare to see any of them holding these days. They don't want to hurt those pretty fingers!

Overall, this group of players is remarkable. A lot of effort, skill, and courage is involved in manning these positions. But you can play ten years in the NFL, be a tremendous special teams performer, and play in virtual anonymity. Kickers and some return men garner attention, but for the other players — the guys who cover kicks and punts and block for kickers — the job is pretty thankless even within the team. And on most occasions, the job certainly is a thankless one with the media and the public. Special teams players generally are noticed only for doing a poor job — when a punt or field goal attempt is blocked or when the opposition returns a kickoff for a touchdown.

After you read this chapter, however, you should have a much greater appreciation for these fine athletes and the important tasks that they do.

## Getting to Know the Men Who Make Up the Special Teams



The players who put their foot to the ball are the *placekickers*, *punters*, and *field goal kickers*. They're all also known as *specialists*. On some teams, the punter handles kickoff duties and the placekicker is responsible for field goal and extra point attempts. Other teams have players for all three positions. But there's a lot more to the kicking game than these two or three players.

When a punter attempts a punt, for example, 21 other players are on the field. The ten remaining men on the punting team have two responsibilities: to protect the punter's kick from being blocked and then to run down the field and cover the punt. These tasks are difficult ones. They face ten players who are trying to slow them down, and they face the player who's catching the punt (the *punt returner*). The returner generally is one of the fastest runners on a team; he's a specialist in his own right. The punting team wants to prevent the return man from gaining a single yard, whereas the punt returner obviously wants to go the distance and score a touchdown. At the very least, he wants to place his team's offense in good field position, shortening the distance that the offense must travel to score.

This group has its own coach, a *special teams coach*, who serves in a capacity similar to that of an offensive and defensive coordinator. (Chapter 13 explains the coaching lineup in more detail.) Like them, he coaches a large group of players, not merely a specific position. Some teams also have a kicking coach who coaches basically two players, his punter and his kicker.

Special teams is so specialized that a single group of players can't cover every situation. Four special teams units exist:

- ✓ The group of players that handles punts, kickoffs, and punt returns
- ✓ The unit that handles field goal and extra point attempts
- ✓ The group that takes care of kickoff returns
- ✓ The unit that attempts to block field goal and extra point attempts

Generally, great special teams players are unusual. The Atlanta Falcons' Travis Jervey, who was selected for the Pro Bowl, had a pet lion. They're often the wild and crazy guys on a team, too. When coverage men stop a returner in his tracks, for example, they're usually as excited as offensive players scoring touchdowns.

## Understanding What's So Special about Special Teams



A key thing to know about special teams is that these 11-man units typically are on the field for about 20 percent of the plays in a football game. But coaches often say that special teams play amounts to one-third of a football game — by that, they mean its total impact on the game.

Take scoring, for example — how games were won and lost in the 2006 NFL regular season:

- ✓ **Offenses** scored 1,001 touchdowns and 21 two-point conversions, or 60 percent of the 9,997 points scored in 256 games. Remember, teams earn six points for a touchdown and two points for a two-point conversion.
- ✓ **Special teams** accounted for 3,623 points, or 37 percent of all scoring. Punt and kick returners scored only 24 touchdowns, but kickers made 1,124 extra points (worth one point each) and 767 field goals (worth three points each).
- ✓ **Defenses** scored 306 points, or 3 percent of all scoring, by intercepting passes and running for touchdowns (there were 47 interception touchdowns) and by scoring safeties (there were 24 safeties, worth two points each).

Another important function of the special teams unit is to maintain good field position and to keep the opposition in bad field position. The main object of the kickoff, for example, is to pin the opponent as far away from its end zone, and thus a score, as possible. Kickoff coverage teams strive, though, to put the opponent 80 yards or more away from scoring.



## Field position terminology

The main line of demarcation on a football field is the 50-yard line. The area on both sides of the 50 is known as *midfield territory*. Remember that a lot of football terms are defense-oriented. Consequently, when a commentator says, “The Chicago Bears are starting from their own 18,” he or she means that the ball is on the 18-yard line and that the opposition, should it recover

the ball, is only 18 yards away from scoring a touchdown. The Bears may be on offense, but they should be mindful of the precarious offensive position that they’re in. They want to move the ball away from their goal line, and probably in a conservative fashion (such as by running the ball rather than throwing risky passes that could be intercepted).

## Placekicking

*Placekicking*, which is one half of the special teams’ duties, involves kickoffs, field goal attempts, and extra point attempts (an extra point is also known as a *PAT*, or *point after a touchdown*). Unlike punting, which I describe later in this chapter, a kicker boots the ball from a particular spot on the field. In this section, you can read about the three types of kicks and the rules and objectives behind them.

## Kicking off

Have you ever heard the phrase *kicked off* used in regard to something that started off something else, as in “The Bon Jovi show kicked off the summer concert season”? Well, that phrase may have originated from the football kickoff, which starts off every game.



For fans, the opening kickoff is an exhilarating start to any game. There’s the two-sided thrill of one team attempting to block the other, helping its returner run through, over, and past 11 fast-charging players of the kicking team. (Well, make that ten players. The kicker usually stands around the 50-yard line, hoping that he doesn’t have to make a tackle.) And the kicking team wants to make a statement by stopping the returner inside his own 20-yard line. This is the object on every level of football, from peewee to college to the NFL.

## Deciding whether to kick or to receive

At the coin toss, when captains from both teams meet the referee in the center of the field, the captain who correctly calls the flip of the referee’s coin decides whether his team is to receive or to defend a particular goal. For example, if the captain says that he wants to defend a certain end zone, the

opponent automatically receives the ball. If the winning captain wants the ball, the opponent chooses which end of the field his team will kick from (and the goal it will defend). Except in bizarre weather conditions — when it's snowing, raining, or extremely windy — most teams elect to receive the kick-off. They want the ball for their offense.

On rare occasions, a team may allow its opponent to receive after winning the coin toss. It *defers* its right to kick off because the head coach probably believes that his defensive unit is stronger than the opposition's offense and wants to pin the offense deep in its own territory, force a turnover, or make it punt after three downs. Adverse weather conditions are also a factor because they may jeopardize the players' ability to field the kick cleanly, and some kickers have difficulty achieving adequate distances against a strong wind. In these conditions, a team may opt to receive the ball at the end of the field where the weather has less impact.

### *Setting up for the kickoff*

For kickoffs, NFL kickers are allowed to use a 1-inch tee to support the ball. College kickers may use a 2-inch tee, and high school kickers may use a 3-inch tee. The kicker can angle the ball in any way that he prefers while using the tee; most kickers prefer to have the ball sit in the tee at a 75-degree angle rather than have it perpendicular to the ground. During some games, strong winds prevent the ball from remaining in the tee. In those instances, a teammate holds the ball steady for the kicker by placing his index finger on top of the ball and applying the necessary downward pressure to keep it steady.



The kickoff team generally lines up five players on either side of the kicker. These ten players line up in a straight line about 8 yards from where the ball is placed on the kicking tee. If the kicker is a soccer-style kicker (see the section “Soccer-style kicking” later in this chapter for more information), he lines up 7 yards back and off to one side (to the left if he's a right-footed kicker, or vice versa). As the kicker strides forward to kick the ball, the ten players move forward in unison, hoping to be in full stride when the kicker makes contact with the ball.

In the NFL, the kickoff recently was moved back to the 30-yard line, whereas the 35-yard line is still used in college football. High school teams kick off from the 40. The pros moved to the 30-yard line because kickers were placing too many kicks deep in the opposite end zone. These deep kicks forced the players who return kicks to make a wise judgment call: They either took a knee once in possession of the ball in the end zone (known as *downing the ball*) or allowed the ball to bounce past the end line. Both actions result in a *touchback*, meaning that the officials declare the ball dead. Touchbacks automatically give the offense the ball on its own 20-yard line. NFL owners wanted to restore kickoff returns — the exciting attempt of one man trying to score from 90 to 100 yards away. The extra 5 yards also meant that the men attempting to tackle the returner were farther away from their target.



## Improving your kicking skills

To be a good kicker, you must practice every other day. While practicing kicking, make sure that your plant foot remains behind the ball. Also, keep your head down and your shoulders square to your target. At the point of striking the ball, your kicking leg should lock out. It should be straight, and your right arm should never swing beyond the ball until after impact; your left arm should pull your body through the kick. Your left arm should go up when your plant foot

goes down. For kickoffs, most kickers take five or more steps before striking the ball.

On the days when you aren't kicking, head to the weight room and do power squats, leg presses, and leg extensions, in which you lift and then hold the weight for two counts. Weight work should stress quads. You also should do reverse curls for your hamstrings. But never do any exercise that puts too much stress on your knees.

Still, after the kickoff was moved back 5 yards, NFL kickers continued to reach the end zone. Between 1994 and 1998, kickoff returns decreased from 88.4 to 80.3 percent, but climbed back to 88.4 percent by 2002. The kickoff return is unquestionably one of the most exciting, hard-hitting aspects of football at any level. To encourage more kickoff returns, the NFL briefly flirted with the idea of bringing touchbacks to the 25 instead of the 20 yard line. The idea was scratched, but if kickers continue to boot it regularly through the end zone on kickoffs, the idea is sure to be taken up again.

### *Kicking the ball*



When the referee blows his whistle, the kicker approaches the ball. His objective is to hit the ball squarely in the lower quarter in order to get the proper loft and distance. As soon as his foot makes contact with the ball, his ten teammates are allowed to cross the line of scrimmage and run downfield to *cover* the kick — basically, to tackle the player who catches the ball and attempts to return it back toward the kicking team. The ideal kickoff travels about 70 yards and hangs in the air for over 4.5 seconds. Maximizing the loft time, known in football parlance as *hang time*, is important because it enables players on the kicking team to run down the field and cover the kick, thus tackling the return man closer to his own end zone.

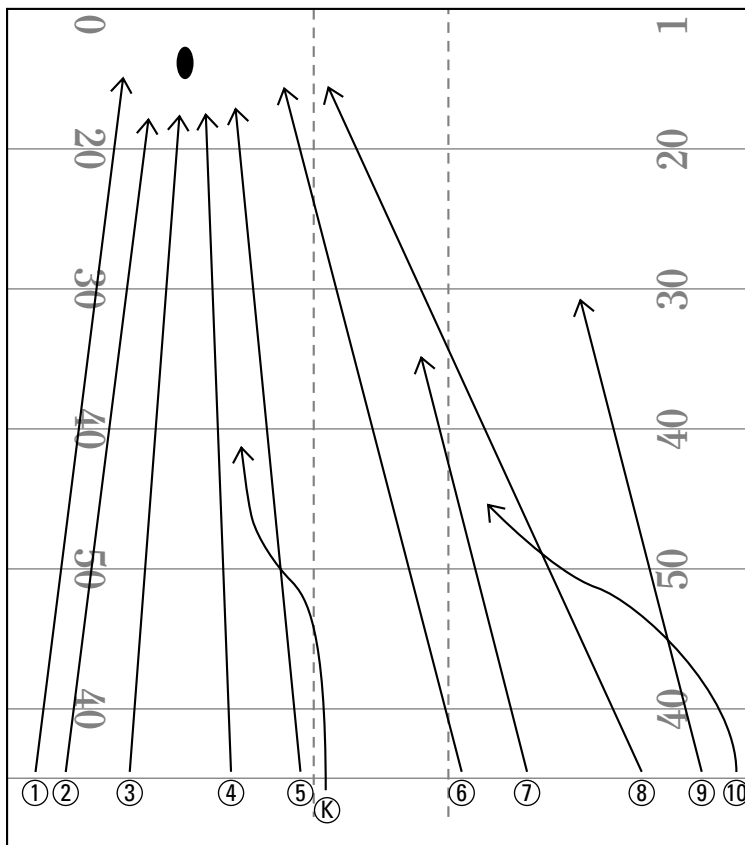
Again, the kicking team's objective in a kickoff is to place the ball as close to its opponent's end zone as possible. After all, it's better for your opponent to have to travel 99 yards to score a touchdown than it is for them to have to move the ball only, say, 60 yards. Plus, if you can keep the ball close to your opponent's end zone, your defense has a better chance of scoring a touchdown if it recovers a fumble or intercepts an errant pass. And by pinning the opposition deep in its own territory and possibly forcing a punt, a team can expect to put its offense in better field position once it receives a punt.

To keep the kick returner from making many return yards, kickers may attempt to kick the ball to a specific side of the field (known as *directional kicking*) to force the return man to field the kick. The basis of this strategy is the belief that your kick coverage team is stronger than your opponent's kick return unit and that the return man isn't very effective. In this situation, the returner is often restricted, and the defense can pin him against the sidelines and force him out of bounds.

The kickoff formation shown in Figure 12-1 typifies directional kicking. Instead of simply kicking the ball straight down the middle of the field, the kicker angles the ball to the left side. This style is ideal against a team that lines up with only one kick returner. The directional kick forces the returner to move laterally and take his eyes off the ball. The kicking team's purpose is to focus its coverage to one side of the field, where it hopes to have more tacklers than there are blockers.

**Figure 12-1:**

A kicker may kick the ball to a specific side of the field in order to force the return man to return the ball and enable the kicker's teammates to focus their coverage to that side of the field.





## The wackiest kickoff ever

Alumni and fans of the Stanford/University of California at Berkeley rivalry know it simply as “The Play.” It’s also the only known touchdown scored while running through the opposition’s band — as in *marching band*.

These schools have faced each other in more than 100 games in the rivalry, and The Play occurred in the 85th meeting, on November 20, 1982. Stanford was ahead 20-19 with four seconds remaining, and most of the 75,662 fans were heading for the exits in Cal’s Memorial Stadium when Stanford’s Mark Harmon kicked off from his own 25-yard line because his team had been assessed a 15-yard penalty for excessive celebration following its go-ahead field goal. Given the field position and in an attempt to prevent a runback, Harmon made a *percentage kick* — a low-bouncing squibber. Such kicks are usually difficult to field and, because the ball is not kicked a great distance, allow the coverage team a shorter distance in which to tackle the opposition. At the time of the kick, the Stanford band, a legendary group known for its zany attire and performances, poured onto the south end of the field (Cal’s end zone), believing that the game was over.

What happened next goes into football history under the “pretty unbelievable” category. Cal’s Kevin Moen caught the bouncing ball on his own 46-yard line and ran forward 10 yards, where he was surrounded by Stanford tacklers. But before he was downed, Moen lateralled to Richard Rodgers. (A lateral is a legal play in which the ball is passed or tossed backwards; it’s illegal to pass forward on any type of running play). Rodgers kept the ball briefly before tossing it back to running back Dwight Garner, who carried the ball to the Stanford 48-yard line. Garner was being tackled when he flipped the ball back to Rodgers, who started running forward again and, before he was tackled, lateralled to Mariet Ford, who sidestepped two tacklers and rushed to the Stanford 25-yard line.

As Ford was being tackled and falling to the ground, he tossed the ball up in the air, and backward, to Moen, the player who had originally fielded Harmon’s kickoff. By this time, Moen and the players who remained were running through the Stanford band. Moen sidestepped some band members and then smashed through the Stanford trombone player to score the winning touchdown.

Final score: Cal 25, Stanford 20.

### *Following the rules of the kickoff*

Like virtually everything else in football, kickoffs are strictly governed by the following set of rules:

- ✔ The receiving team must line up a minimum of 10 yards from where the ball is kicked.
- ✔ Members of the kicking team can recover the ball after the kick travels 10 yards or the ball touches an opponent. If the kicked ball goes out of bounds before traveling 10 yards, the kicking team is penalized 5 yards and must rekick. If a member of the kicking team touches the ball before it travels 10 yards, the kicking team must rekick and is again penalized 5 yards.



- ✔ A member of the kicking team can recover the ball in the end zone and be awarded a touchdown.
- ✔ Members of the kicking team must give the receiving team's returner the opportunity to *fair catch* the ball. If he signals for a fair catch, the players can't touch him and can't come within 3 feet of him until he touches the ball.
- ✔ The receiving team gets the ball on its own 35-yard line if the kickoff goes out of bounds before reaching the end zone. If it bounces out before the 35-yard line, the receiving team receives the ball where it went out of bounds.

## Returning the kickoff



The ultimate purpose of a kickoff return is to score or advance the ball as close to midfield (or beyond it) as possible. A team's ability to start out on offense in better-than-average field position greatly increases its chances for success.

Kickoff returners don't usually figure greatly in a team's success, but during the 1996 season, Desmond Howard was a major reason that the Green Bay Packers were Super Bowl champions. Howard returned only one kickoff for a touchdown that season, but his long returns always supplied tremendous positive momentum swings for his team. When he didn't go all the way, Howard was adept at giving his team excellent field position. Anytime he advanced the ball to his own 30-yard line or beyond, he put his offensive teammates in better field position and, obviously, closer to the opponent's end zone and a score.

During the 2006 NFL season, the average kickoff was returned 22.5 yards. The New York Jets' Justin Miller led the NFL with a 28.3-yard return average. Miller, along with Devin Hester of the Chicago Bears, returned two kickoffs for touchdowns.

Great kickoff returners possess the innate ability to sense where the tackling pursuit is coming from (I'm sure you've heard the phrase, "He has eyes in the back of his head."), and they can move quickly away from it. A great returner follows his initial blocks and, after that, relies on his open-field running ability or simply runs as fast as he can through the first opening. Both Gayle Sayers of the Chicago Bears and Terry Metcalf of the St. Louis Cardinals were excellent at changing directions, stopping and going, and giving tacklers a small target by twisting their bodies sideways.

Teams want their kick returners to be able to run a 4.3-second 40-yard dash, but they also want them to have enough body control to be able to use that speed properly. Being the fastest man doesn't always work because there's rarely a free lane in which to run. Usually, somebody is in position to tackle the kickoff returner. Great returners cause a few of these potential tacklers to miss them in the open field.



It's best to keep two players deep to receive the kick. This way, the player not catching the ball can serve as the initial blocker. Some teams place just one man back, but only teams with truly gifted returners should consider that strategy. Also, teams should place experienced returners in return positions — never rookies.

### ***Understanding the kickoff return rules***

The following rules govern the kickoff return:

- ✓ No member of the receiving team can cross the 40-yard line (or the 45-yard line in college football) until the ball is kicked.
- ✓ Blockers can't block opponents below the waist or in the back.
- ✓ If the momentum of the kick takes the receiver into the end zone, he doesn't have to run the ball out. Instead, he can down the ball in the end zone for a *touchback*, in which case his team takes it at the 20-yard line.
- ✓ If the receiver catches the ball in the field of play and retreats into the end zone, he must bring the ball out of the end zone. If he's tackled in the end zone, the kicking team records a safety and collects two points.

### ***Setting up a blocking wedge***

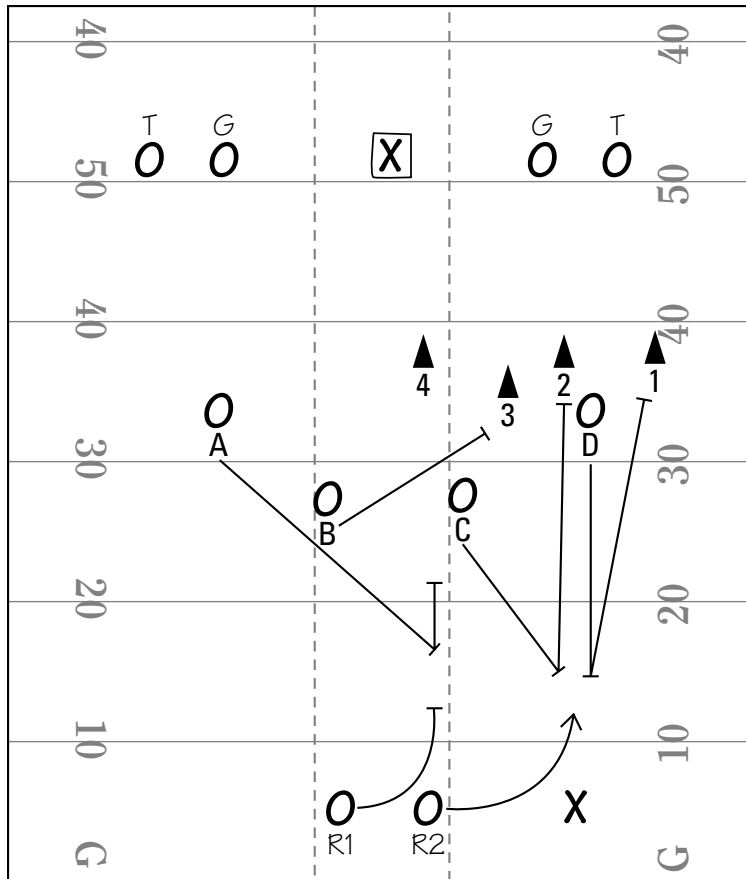
Good return teams set up a *blocking wedge* with two or three huge players aligned together. These huge players are usually offensive linemen, but I've seen defensive linemen be part of the wedge, too. These players stand together, separated by two arm lengths, between the 15- and 25-yard lines, approximately 10 yards in front of the kick returner. They must adjust their position on the field based on the depth of the kickoff. Most coaches like their wedge blockers to do a 90-degree turn and then accelerate forward prior to making blocking contact.



The wedge's objective is to assist the return man in breaking free from the initial pursuit by creating a hole or lane in which the returner can run freely. Coaches want these blockers to remain on their feet and work together to free their man.

Figure 12-2 shows a common kickoff return strategy involving a blocking wedge called the *Trap 3 Right*. This strategy involves five blockers, listed as tackle (T), guard (G), and center (C), slightly inside the 45-yard line. Four other blockers (A, B, C, and D) are deeper, aligned between their own 25- and 30-yard lines. Once the ball is kicked, C and D retreat to a position 10 yards in front of R2, a receiver, who has the ball near the right hash. (X marks the receiving spot.) R1, also a receiver but on the left hash, runs faster, positioning himself with C and D to form a blocking wedge. B runs horizontally and blocks kick coverage man 3, and blocker A retreats in order to prevent any cover man from breaking through and tackling R2. Then R2 has the option of running ahead or cutting back to his left. R2 must find his own running lane if one doesn't materialize between C and D.

**Figure 12-2:**  
The Trap 3  
Right is a  
common  
kickoff  
return  
strategy  
involving a  
blocking  
wedge. R2  
receives the  
kickoff, and  
R1 joins C  
and D to  
form a  
blocking  
wedge for  
R2.



### ***Covering the kickoff return***

*Coverage men* (the guys whose job it is to tackle the kick returner) must be aggressive, fast, and reckless in their pursuit. They must avoid the blocks of the return team. Special teams coaches believe that a solid tackle on the opening kickoff can set the tone for a game, especially if the return man is stopped inside his own 20-yard line. But the job of the kickoff coverage man isn't an easy one. Players get knocked down once, twice, and sometimes three times during their pursuit of the kickoff returner. Not for nothing is the coverage team sometimes called the "suicide squad?"

### ***Kicking field goals and PATs***

Most special teams scoring involves the placekicker or field goal kicker. During the 2006 NFL season, the 32 pro teams attempted 942 field goals and converted 767 of them, which is a .814 percentage. For the last 30 years, field

goal kicking has played a pivotal, often decisive, role in the outcomes of NFL games. Kickers can become instant heroes by converting a last-second field goal to win a game.

Once an NFL offense has driven to within 30 yards of scoring a touchdown, the coaches know that the team is definitely within easy field goal range. In the 2006 NFL season, field goal kickers converted 257 of 269 attempts inside 30 yards for an impressive 95.5 percent completion rate. Between 30 and 39 yards, NFL kickers made 85.6 percent of their attempts. However, teams saw a significant drop-off beyond 39 yards. Kickers made only 256 of 379 attempts from 40 yards or longer for a completion rate of 67.5 percent. Despite the decline in accuracy, you can see that coaches were still willing to at least attempt to score three points, knowing that a missed field goal gives the defensive team the ball at the spot of the kick.



Reliable kickers can often claim a job for a decade or more because their ability to convert in the clutch is so essential. For example, in 2006, Morton Anderson completed his 24th NFL season with his sixth team, and he extended his career field goal total to 464, which is second on the all-time list.

### *Who does what*

On field goal and extra point (PAT) attempts, the kicker has a holder and a snapper. He also has a wall of nine blockers in front of him, including the snapper, who's generally the offensive center. On many teams, the player who snaps the ball for punts also snaps for these kicks. The snap should take approximately 1.3 seconds to reach the holder, who kneels on his right knee about 7 yards behind the line of scrimmage. He catches the ball with his right hand and places the ball directly on the playing surface. Tees are allowed in high school football, but not in college and the NFL. The holder uses his left index finger to hold the ball in place.

## Hidden yardage

Jimmy Johnson, who coached the Dallas Cowboys and the Miami Dolphins, called positive return yards *hidden yardage*. For example, Johnson equated a 50-yard advantage in punt/kick return yards to five first downs. In some games, it may be extremely difficult for an offense to produce a lot of first downs, so return yardage is key.

Johnson reported that his teams won games while making only 12 first downs because they

played great both defensively and on special teams. He believed that the team with the best field position throughout the game, attained by excellent punt and kick coverage, generally wins. Also, he believed that if you have a great punt and kick returner, opponents may elect to kick the ball out of bounds, thus giving your offense fine field position.

The kicker's leg action, the striking motion, takes about 1.5 milliseconds, and the ball should be airborne about 2 seconds after being snapped.

### *It's good!*

For an extra point or a field goal try to be ruled "good," the kicked ball must clear the crossbar (by going over it) and pass between (or directly above) the uprights of the goalpost (see Chapter 2 for more on the specs of the goalpost). Two officials, one on each side of the goalpost, stand by to visually judge whether points have been scored on the kick.

Most college and NFL teams expect to convert every extra point, considering that the ball is snapped from the 2- or 3-yard line. A field goal is a different matter because of the distance involved.

### *The rules*

A few rules pertain strictly to the kicking game. Most of them decide what happens when a kick is blocked or touched by the defensive team. Because three points are so valuable, special teams place a great emphasis on making a strong effort to block these kicks. The team kicking the ball works just as diligently to protect its kicker, making sure that he has a chance to score.



The byproduct of these attempts often leads to the defensive team *running into* or *roughing the kicker*. This infraction occurs when a player hits the kicker's body or leg while he's in the act of kicking. A penalty also is enforced when a player knocks down the kicker immediately after he makes the kick. The rules are fairly strict because the kicker can't defend himself while he's concentrating on striking the ball. (Flip to Chapter 3 for more on these and other penalties.)

Here are some other rules regarding field goals and extra points:

- ✔ A blocked field goal recovered behind the line of scrimmage may be advanced by either team.
- ✔ A blocked field goal that crosses the line of scrimmage may be advanced only by the defense. If the ball is muffed or fumbled, however, it's a free ball.
- ✔ On a blocked PAT in an NFL game, the ball is immediately dead. Neither team is allowed to advance it. In college football, the defense can pick up the ball and return it to the kicking team's end zone for a two-point score (if they're lucky).
- ✔ The guards may lock legs with the snapper only. The right guard places his left foot inside the snapper's right foot after both players assume a stance so that their legs cross, or lock. The left guard places his right foot on the opposite side of the center. By locking legs, the guards help stabilize the snapper from an all-out rush on his head and shoulders while he leans down over the ball. All other players on the line of scrimmage must have their feet outside the feet of the players next to them.

- ✔ The holder or kicker may not be roughed or run into during or after a kick. The penalty for running into the kicker is 5 yards; the penalty for roughing the kicker is 15 yards and an automatic first down.

However, roughing the holder or kicker is legal if the kick is blocked, the ball touches the ground during the snap, or the holder fumbles the ball before it's kicked.

- ✔ On a missed field goal, the ball returns to the line of scrimmage if it rolls dead in the field of play, is touched by the receiving team, goes into the end zone, or hits the goalpost. The defensive team assumes possession at that time.

## *Blocking field goals and PATs*

Blocking either a PAT or a field goal attempt can change the momentum of a game and eventually decide its outcome. To block kicks, players must be dedicated, athletic, and willing to physically sacrifice themselves for the good of the team, as the players in Figure 12-3 are doing. To have a successful block, each man must do his job.



**Figure 12-3:**  
Navy  
defenders  
try to block  
a field goal  
attempt by  
Notre  
Dame's D.J.  
Fitzpatrick in  
2003.



## Drop-kicking: The lost art

Before the ball was made thinner and distinctly more oblong to assist passers, the plumped version was easily drop-kicked. Yes, players would simply drop the ball and kick it after it touched the ground. The action was perfectly timed.

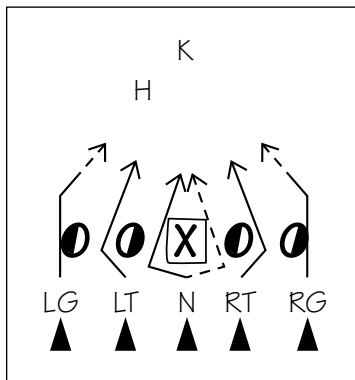
The last NFL drop-kick attempt occurred in the 1941 championship game, when the Chicago Bears' Ray "Scooter" McLean successfully

drop-kicked an extra point conversion. The current rules still allow drop-kicking, but the ball's tapered design probably stops anyone from trying it. Jim McMahon, Chicago's starting quarterback in Super Bowl XX, converted many drop-kicks in practices before he retired, but none of his coaches would allow him to attempt a drop-kick in a game.



Blocked kicks may appear easy, but, as shown in Figure 12-4, a play such as the *middle field goal block* requires talented defensive linemen who can win the battle up front. These defensive linemen position themselves near the center snapping the ball because the quickest way to any field goal or extra point attempt is up the middle. With the ball 7 yards off the line of scrimmage, teams place their best pass-rushers in the middle, believing that one of them can penetrate the blocking line a couple of yards and then raise his arms, hoping to tip the booted ball with his hands. If the kicker doesn't get the proper trajectory, the kick can be blocked.

**Figure 12-4:**  
In the middle field goal block, the defensive linemen position themselves near the center in hopes of penetrating up the middle and blocking the kick.



## Soccer-style kicking

One of the biggest developments in kicking came in the late 1950s, when soccer-style kickers began surfacing at U.S. colleges. Before the soccer style came into vogue, the straight-on method was the only way to kick a football. This American style of kicking was totally different than the soccer style. American kickers approached the ball from straight on, using their toes to strike the ball and lift it off the ground. A soccer-style kicker, on the other hand, approaches the ball from an angle, and the instep of the kicker's foot makes contact with the ball.

Like most everything else, football coaches have Americanized soccer's kicking style to suit the shape of the football. Your foot should be turned down and out upon impact with the ball. The top part of your foot, where you find solid bone cartilage, should strike the ball. On your shoe, the striking point is the middle of the

laces. Your foot is wider at this spot, allowing for more square inches of striking power on impact. Hitting the ball with your big toe doesn't allow for full compression, and the ball doesn't travel nearly as far.

In 2006, not one NFL kicker used the straight-on method. For starters, the soccer style creates quicker lift off the ground. But basically, this method has simply stuck and become the pervasive kicking style. Mark Moseley, who retired from the Cleveland Browns in 1986, was the last straight-on kicker.

What makes the soccer style of kicking useful is how accurate it is. In NFL history, eight of the top ten field goal kickers of all time are ex-soccer players. The most accurate ones convert about 75 percent of their field goal attempts and rarely miss within 40 yards of the goalpost.

In Figure 12-4, the three interior defensive linemen (LT, N, and RT) are over the two guards and the snapper. RT must align on the inside shoulder of the guard opposite him. N lines up directly across from the center. LT aligns on the inside shoulder of the guard opposite him. These linemen want to be able to gain an edge, an angle, on those blockers. Their attempts to block the kick won't work if the two tackles align squarely on top of the guards. They must pick a particular shoulder of the guard and attack to that side.

Both LG and RG (left and right guard) drive through the tackles' outside shoulders. Their objective is to apply enough individual pressure so as not to allow the tackle to slide down the line and help his buddies inside. Both players should attempt to block the kick if they break free. If not, they *contain* the opponents' linemen in case of a fake field goal attempt. Containing means to hold their ground and simply jostle with the players blocking them — all while keeping their eyes on the kicker and holder.



The only chance that the middle block has of succeeding is if the pass-rush moves that the three interior defensive linemen make on the offensive linemen work. It's critical that all three players are isolated on one blocker. The defenders can decide to double-team a blocker, hoping that one of them breaks free and penetrates the line.



On other kick block plays, teams attempt to break through from the outside, using two men on one blocker and hoping that the single blocker makes the wrong choice and allows the inside rusher to get free.

## Punting

Punting occurs when a team's offense is struggling, which means that the offense is failing to generate positive yardage and is stuck on fourth down. Teams punt on fourth down when they're in their own territory or are barely across midfield. By punting, the team relinquishes possession of the ball.



One of the most difficult aspects of football to understand initially is why teams punt the ball. A team has four downs to gain 10 yards, and after accomplishing that, it receives a new set of downs. Why not gamble on fourth down to gain the necessary yardage to maintain possession of the football? Field position is the answer. Unless it's beyond the opponent's 40-yard line, a team would rather punt the ball on fourth down, hoping to keep the opponent as far from its end zone as possible (which, of course, stops the other team from scoring).

Teams punt routinely at the beginning of the game, especially when there's no score or the score is close. They rely on their defenses in such situations, believing that the benefits of field position outweigh any offensive risk-taking. Punting in these situations isn't a conservative tactic, but a smart one.

Punting is a critical part of football because some coaches believe that it can change the course of a game. And no facet of the game alters field position more than punting. In the NFL, each punt is worth an average of 43 yards per exchange. However, some punters are capable of punting even farther than that, thus pinning opponents deep in their own end of the field and far, far away from a score.



### Are you kicking dead center?

Here's a nifty trick to determine whether you're kicking the ball squarely, or "dead center," as the pros say:

Divide the ball's length in half with white tape, and then do the same around the middle and the lower quarter. Now dab some washable white paint on the toe area of your kicking shoe. After every kick, examine the ball for paint; it's the

best way to find out exactly where you're hitting the ball. The key is to put as much white paint as possible on the center spot of the ball on the lower quarter. Kicking on this center spot will provide a straight-shot to the goalpost. On the other hand, if the paint is right of center, the ball is probably going left, and vice versa.

## Setting up and kicking the ball

The punter stands about 15 yards behind the line of scrimmage and catches the ball after the snapper hikes it. The center's snap of the ball must reach the punter within 0.8 seconds. Every extra tenth of a second risks a blocked punt.

After receiving the ball, the punter takes two steps, drops the ball toward his kicking foot, and makes contact. This act requires a lot of practice and coordination because the velocity of the punter's leg prior to striking the ball, as well as the impact of his foot on the ball, is critical. The punter needs to strike the ball in the center to achieve maximum distance. When the punter strikes the ball off the side of his foot, the ball flies sideways. Such a mistake is called a *shank*.

A punt, from the snap of the ball to the action of the punter, requires no more than 2 seconds. Most teams want the punter to catch, drop, and punt the ball in under 1.3 seconds.



Today's punters must be adept at kicking in all weather conditions and must strive for a hang time of 4.5 seconds. They also must boot the ball at least 45 yards away from the line of scrimmage. By the way, most punters also serve in a dual role as holder for the field goal kicker.

## Key performers on the punt team

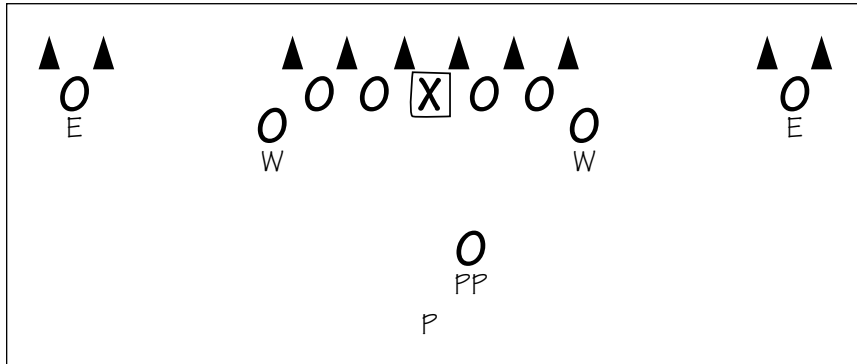
The punter isn't the only important player during a punt play — although it may seem like it sometimes, especially on a bad punt. Following are some of the other key performers:

- ✓ **Center or snapper:** This player must be accurate with his snap and deliver the ball to where the punter wants it. On most teams, he makes the blocking calls for the interior linemen, making sure that no one breaks through to block the punt.
- ✓ **Wings:** The *wings* are the players on both ends of the line of scrimmage, and they're generally 1-yard deep behind the outside leg of the end or tackle. These players must block the outside rushers, but they worry more about any player breaking free inside of them.
- ✓ **Ends:** One *end* stands on each side of the line of scrimmage, and they're isolated outside the wings at least 10 to 12 yards. On some teams, these players are called *gunners*. Their job is to run downfield and tackle the punt returner. Often, two players block each end at the line of scrimmage in hopes of giving the punt returner more time to advance the ball.

✔ **Personal protector:** The *personal protector* is the last line of protection for the punter. This player usually lines up 5 yards behind the line of scrimmage. If five or more defensive players line up to one side of the snapper, the personal protector shifts his attention to that side and makes sure that no one breaks through to block the punt.

Most coaches prefer that a fullback or safety play this position. They want someone who's mobile enough to quickly move into a blocking position. Regardless, the personal protector must be a player who can react quickly to impending trouble. The personal protector makes adjustment calls for the ends and wings.

Figure 12-5 shows a basic punt formation involving these players against what coaches call *man coverage*. X is the snapper; he stands over the ball. PP is the punter's personal protector, and P is the punter. The wings are labeled with Ws, and the Es (ends) are on the line of scrimmage about 10 to 12 yards away from the wings.



**Figure 12-5:** A basic punt formation involving a personal protector, ends, and wings.

## Punt rules



As with everything else in football, there are rules for the punt. Consider the following:

✔ In the pros, only the players lined up on the ends are permitted to cross the line of scrimmage after the ball is snapped after the ball is punted. In college and high school, all players on the punting team may cross the line of scrimmage after the snap.

Once the ball is punted, everyone on the punting team is allowed to cross the line of scrimmage with the intent of tackling the player fielding the punt (the *punt returner*).

- ✔ Players aren't allowed to block below the waist on punt returns. Such an illegal block is a 15-yard penalty and is marked off from where the punt team gained possession of the ball.
- ✔ If a punt doesn't cross the line of scrimmage, either team may pick up the ball and run toward its own end zone.
- ✔ A *touchback* occurs when a punt touches the end zone before the ball touches a player on either team, or when the punt returner catches the ball in the end zone and drops to one knee. The ball is then spotted on the receiving team's 20-yard line.
- ✔ Either team can *down* a punt after it hits the ground or after one of its players touches the ball past the line of scrimmage. To down the ball, a player must be in possession of the ball, stop his forward movement, and drop to one knee. Such action leads to an official blowing his whistle, signaling the end of action.
- ✔ A partially blocked punt that crosses the line of scrimmage is treated like a typical punt.



Several times during a game, you see the punt returner stand and simply catch the ball. He doesn't run. In this case, he's probably calling for a *fair catch*. To signal for a fair catch, the player who's preparing to receive the punt must clearly extend his arm over his head and then wave it from side to side to let the officials and the defensive players know that he doesn't plan to run with the ball after catching it. After signaling for a fair catch, the punt returner can't advance the ball. If the defenders tackle him after he signals a fair catch, the kicking team incurs a 15-yard penalty.

However, the player signaling for a fair catch isn't obligated to catch the ball. His only worry is to not touch the ball because if he does, the ball is treated like a fumble, and the other team can recover it. Once he touches it or loses control and the ball hits the ground, either team is allowed to recover the ball.

If the returner *muffs a kick*, meaning that he fails to gain possession, the punting team may not advance the ball if they recover it. If the returner gains possession and then fumbles, however, the punting team may advance the ball.

## *Punting out of trouble*



When I played with the Raiders in Super Bowl XVIII, our punter, Ray Guy, won the game for us. You may be thinking, "What role can a punter have when you beat the Washington Redskins 38-9?" Well, after a bad snap early in the game, Guy jumped as high as he could and grabbed the ball one-handed. When he landed, he boomed his punt way downfield. We were deep in our own territory, and if the ball had gone over Guy's head, the Redskins might have recovered it in our end zone for a touchdown. Who knows?

Guy was a fabulous athlete. He was a first-round draft choice (who ever heard of a punter being taken in the first round?) and a tremendous secondary performer at Southern Mississippi. All I remember about him was that he was like Cool Hand Luke, the role Paul Newman played in the 1967 movie. No matter the situation, even if he was punting from our own end zone, Guy never got frazzled. In all my years in the NFL, he was head and shoulders above every punter I saw. He was such an exceptional athlete that he served as the quarterback on the scout team in practices, but all he ever did for us in games was punt. Guy led the NFL in punting during three seasons and retired after 14 years with a 42.4-yard average.

Like Ray Guy, a punter must remain calm and cool when punting out of trouble — that is, anywhere deep in his own territory. Any poor punt — a shank or a flat-out miss — can result in the opponent scoring an easy touchdown, especially if they get the ball 40 yards away from their end zone. Poor punts inevitably mean an automatic three points via a field goal. A dropped snap can mean a defensive score; ditto for a blocked punt — and there's bound to be little sympathy when that punter returns to the sideline. In 2006, NFL teams averaged slightly fewer than five punts per game, so coaches and players fully expect punts to happen without a hitch.

One of the most underutilized trick plays in football is the *quick kick*. The quick kick is when the offensive team surprises the defense by punting the ball on third or even second down, usually from the shotgun formation (although sometimes the ball is pitched to a halfback who does the punting). Teams quick kick when they're deep in their own territory and want to get the heck out of there. A quick kick is a risky play because the kicker is closer to the line of scrimmage, which increases the chances of his kick being blocked, and most quarterbacks and halfbacks aren't capable of punting the ball well. Still, if the play works, the ball can travel many yards because no defender is lined up deep in the defensive backfield to catch the punted ball.

## ***Punt returning: A dangerous art***

Punt returning isn't always as exciting as returning a kickoff because the distance between the team punting and the punt returner isn't as great. A punt returner needs either a line-drive punt or a long punt (45 yards or more from the line of scrimmage) with less than four seconds of hang time — or spectacular blocking by his teammates — to achieve significant positive return yards.



To produce positive return yards, the receiving team must concentrate on effectively blocking the outside pursuit men and the center — the players who have the most direct access to the punt returner. The rest of the unit must peel back and attempt to set up a wall or some interference for the returner. Whenever the return unit can hold up four or five players from the punting team, the returner has a chance.

## A special teams player who's truly special

In 1986, the NFL and its players began awarding Pro Bowl invitations to each conference's best special teams player. Mainly, the award winner is the player who's best at covering punts and kickoffs — the one who's a fearless open-field tackler. Steve Tasker of the Buffalo Bills was even named the MVP of the 1993 Pro Bowl for forcing a fumble and blocking a field goal attempt, thereby preserving a three-point victory

for his AFC teammates. Peter King, the senior pro football writer for *Sports Illustrated*, believes that Tasker is worthy of being voted into the Hall of Fame because he was such a dominant special teams player. Prior to the 2004 vote, no player has ever been inducted into the Hall of Fame based exclusively on his special teams contributions. King's support, however, may swing some votes in Tasker's direction someday.

A returner needs to be a fearless competitor and must be willing to catch a punt at or near full speed and continue his run forward. If the defense isn't blocked, the collisions between a returner and a tackler can be extremely violent, leading to injuries and concussions.

A returner's other necessary qualities are superior hands and tremendous concentration. Because of the closeness of the coverage and the bodies flying around, the returner usually catches the ball in traffic. Several players are generally within a yard of him, so the sounds of players blocking and running tend to surround him. He must close out these sounds in order to catch the ball and maintain his composure. To catch the ball and then run with it, under such conditions, takes guts. A returner's final fear is losing the ball via a fumble, thus putting his opponent in favorable field position.



Punt returns during the 2006 NFL season averaged 8.8 yards. The two best punt returners were Adam Jones of the Tennessee Titans and Devin Hester of the Chicago Bears. Jones led the NFL with a 12.9 average while Hester averaged 12.8. Both returned three punts for touchdowns.

## Chapter 13

# Coaches, General Managers, and Other Important Folks

---

### *In This Chapter*

- ▶ What coaches do
  - ▶ Different coaching styles
  - ▶ The functions of general managers and the front-office staff
  - ▶ Scouting opponents and college prospects
  - ▶ How trainers take care of players
- 

**I**'d be the first to tell you that players win championships. But I say that with a little hesitation. Depending on the football franchise, a coach, a general manager, or even an owner has the ability to put the team in the best possible position to win. Each person's primary function is to help the team win, assisting the players in any way possible.



I'm proud to say that I became an All-Pro player because of Earl Leggett, who coached the defensive linemen for the Raiders. I had quickness and strength, the skills that I needed to play in the National Football League, but Leggett was the one who taught me how to harness my ability. He showed me how to anticipate an offense's intentions and use my talents on every single play. He was my mentor.

Probably hundreds of coaches, maybe not as gifted as Leggett, have the same impact on players throughout high school, college, and pro football. If a player is willing to commit himself to a coach's system, a good coach can develop him into a very good player.

In this chapter, I discuss how coaches, from the head coach to the strength coach, work together toward one goal: winning. And for NFL coaches to win, they need a personnel department — headed by a general manager and supported by ownership — that has the ability to scout and find players and then sign them. A college coach needs the support of the school's administration to be able to recruit good players. I guess I'm saying that there's more to playing football and winning than simply the players — coaches, general managers, scouts, and all the rest play important roles on winning teams.

## Coaches

Every army has a general and a group of lieutenants, and similarly every football team has a head coach and a coaching staff. The coaches are the leaders of the team; they're the men who put the players in the position to win games. They decide what offenses and defenses the team will use, and good coaches devise these schemes to get the most out of the talent of their players. In the NFL, the coach is highly visible because the television cameras show him on the sidelines every Sunday or Monday night.

Some coaches are stars, like Tampa Bay's coach John Gruden. He has a perfect personality for coaching football because he's charismatic and emotional. Not only does he know the game, but he also understands how to motivate players, make them tough, and extract every ounce of desire and ability from them. A great coach can make a difference.

I'm using NFL coaches as examples because covering them is part of my job, and I know these men personally. I can relate to their powerful impact on a football team. However, thousands of high school and college coaches have the same impact on their teams. Coaches are special. They devote countless hours to preparing practice schedules and game strategies, working with players in practice and in film sessions, and dealing with them one-on-one when necessary. In high school and college, a coach can be stern and fair like a father. And many coaches, like Penn State's Joe Paterno, have earned players' respect because of their success and longevity — they're revered for being great for the game of football.



A good coach is a special man, one who's supremely confident in his ability to build, prepare, and focus a team on winning a championship. Because the season is long and the games are few in comparison to other sports, a football coach must cope with the mood swings of his players during the week and know when and how to be assertive and when to be relaxed. He sets the tone for his team. The assistant coaches must believe in the overall focus of the program because they deal individually with the players in practice groups.

## What coaches do

Though high school and college football teams are restricted to a certain number of off-season practice days, NFL coaching staffs work virtually year-round making free-agency decisions, scouting potential draft choices, monitoring selective mini-camps (three or four days of on-field practice), and attending countless organizational meetings. Most NFL coaches take their vacations in late June and early July, right before the opening of training camp. And from that point on, they work virtually every day throughout the season (although some days aren't as full as others).



With the head coach leading the way, the coaches meet during the players' day off. During this meeting they prepare the game plan for the next week and review hours of film of their own players and the opposition, looking for tendencies, strengths, and weaknesses. Before players take the practice field, they also may attend meetings for a couple of hours (quarterbacks a whole lot more) to review last week's game and discuss how they'll deal with this week's opponent. During training camp, the coaching staff dissects what it wants to accomplish during the season in all phases of the game: offense, defense, and special teams. At the same time, the coaches test to see how the players are adapting to specific plays and strategies. From there, they refine their plan, tinkering with minute details in order to guarantee success.

In the NFL, every play is analyzed and dissected until the coaching staff knows exactly how it wants to instruct the players on the practice field. A coach can break down a single play on videotape to show a player taking the wrong first step, backing up too much, angling his shoulders improperly, or failing to recognize a specific read.

## Coaching personnel



Almost every football team has more than one coach. Some teams have two coaches monitoring special teams: One coach handles the punter and place-kicker, and another coach handles coverages and kick protection. Including strength and conditioning coaches, the typical NFL team averages 15 assistant coaches. (A college team generally has 9 full-time assistants and 2 graduate assistants, not including the strength coaches.) Here's a common NFL coaching staff:

- ✓ **Head coach:** The *head coach* is the main man who gets most of the credit for winning — or losing. Most head coaches are more than 40 years old and have 20 or more seasons of playing and coaching experience. Their styles of coaching vary. Some head coaches demand control over what alignments and plays the team uses on defense and offense. Others delegate one aspect of the game plan, preferring to focus on their particular expertise, whether it's defense or offense. Most head coaches are experts on one side of the ball or the other. Depending on the franchise's power structure and ownership, the head coach may have a lot of flexibility and control over personnel, or he may have a rather limited role.
- ✓ **Offensive coordinator:** The *offensive coordinator* is the coach in charge of the offensive players. He usually calls the plays and works directly with the quarterbacks. He's responsible for developing the offensive game plan (what plays he believes will be successful against the upcoming opponent) and works with the head coach on how practice is organized, especially if some of the plays are unusual or somewhat unfamiliar to the offensive personnel. Some coordinators do all the work and are becoming almost as valuable as the head coach. On some NFL teams, the owner is as involved in the hiring of the offensive coordinator as in the hiring of the head coach.

- ✔ **Defensive coordinator:** The *defensive coordinator* is the coach in charge of the defensive players. He usually decides what defensive schemes to run. Like the offensive coordinator, the defensive coordinator meets with half the team on a typical practice day and prepares them for the upcoming opponent. I've always thought that a good coordinator is one who can adapt his system to his players' talents rather than the other way around. But sometimes teams want to find players that fit their particular system. The best coordinators are the ones who are really flexible and simply strive to put their players in the best possible situation to succeed.
- ✔ **Special teams coach:** The *special teams coach* supervises the kickers, punters, kick return team, field goal protection team, punt block team, and so on. Generally, he's coaching the younger players on a team, and he must find a way to motivate them to do their jobs. Many of the special teams' stars are backups and reserves — they're players who aren't yet talented enough to be offensive or defensive starters. On some units, the special teams coach may have starters mixed in with rookies, and so he must find a way to get these players to complement one another. He must study the strengths and weaknesses of how teams return kicks and cover kicks. Also, he studies film to discover whether a team is particularly weak in kick protection so that he can prepare his team to attempt a block in a specific game.
- ✔ **Quarterback coach:** A *quarterback coach* is an assistant coach who monitors the physical and mental aspects of a quarterback's game. He works on the quarterback's footwork, pass-drop technique, and throwing motion. He makes sure that a quarterback doesn't fall into bad mental or physical habits. In training camp, if the starting quarterback is an experienced veteran, the quarterback coach may devote extra hours to the backup and third-string quarterback, hoping to develop them for the future and prepare them to play in an emergency. On some teams, the quarterback coach serves as a sounding board between the quarterback and the head coach. On NFL teams, the head coach and the quarterback are usually under the greatest scrutiny.
- ✔ **Offensive line coach:** An *offensive line coach* works with the offensive linemen and generally has a solid understanding of the team's running game. The line coach and the offensive coordinator spend time discussing what running plays may work, depending on what the line coach views are his unit's strengths and weaknesses against the upcoming opponent. A good offensive line coach can mold five blockers, all with different or varied levels of skill, into a solid, efficient unit. On some teams, the line coach is more valuable than the offensive coordinator.
- ✔ **Defensive line coach:** A *defensive line coach* is one who works exclusively with the defensive linemen. He works on individual technique (run stopping, gap control, pass rushing, and so on) and whatever stunts the coordinator wants from these players.

- ✔ **Linebacker coach:** A *linebacker coach* works with linebackers and, depending on the style of defense, ranks a step below the coordinator. Defenses that exclusively use four linebackers need a coach who can teach all the variations necessary for this scheme to work. This coach must work on tackling, pass-rushing off the corner, and particular pass coverage drops.
- ✔ **Secondary coach:** A *secondary coach* is the coach who works with the defensive backs. He must have a total understanding of pass offenses. He works on all aspects of pass coverage, from footwork and deep zone drops to how to prepare players for the particular receivers that they'll face.
- ✔ **Strength coach:** A *strength coach* specializes in weight training and conditioning. He makes sure that the players are strong and in shape throughout the season, and he often coordinates off-season training programs. A strength coach also works with team doctors to prepare and monitor rehabilitation exercises following player surgeries.

A team may also have specific position coaches, such as a receiver or running back coach, depending on how many coaches the team can afford to keep on staff. On smaller staffs, the head coach also may serve as the offensive coordinator, or the special teams coach may also be the strength coach. On some large NFL staffs, the head coach calls the offensive plays instead of the offensive coordinator.

## *Coaching styles and philosophies*

Without question, a coach can have a dramatic impact on a football team. Some coaches want to control the emotional pulse of their teams; others attempt to use their influence via selected team leaders with whom they establish good rapport. A coach needs to stand apart as an authority figure, especially if he coaches younger players. He makes the rules, and the players must follow his orders. Still, a coach can't be as demanding as an army sergeant because he wants his players to feel comfortable talking to him about any serious off-the-field problems that they may be facing. A pro coach may allow himself to become friendly with his players and treat them like the adults that they are.

No one set standard for being a head coach exists, nor is there a particular philosophy that a coach should adhere to. Good head coaches learn from the men for whom they have worked in the past, absorbing the good qualities and tossing out the bad ones that don't work with their personality. A coach needs to be himself and be true to how he would want to be treated. Players can spot a phony as soon as he walks into the team meeting room.

### *The yell-your-head-off coach*

Players don't like coaches who yell and scream all the time. But I've known some coaches who can communicate only by screaming. They aren't screaming because they're angry; screaming is just the only way that they can get their point across to a player. The screamers are generally defensive coaches; offensive coaches tend to be calmer and more cerebral.

Many of these screamers are good coaches. When Steve Mariucci screamed at any of his Detroit Lions or San Francisco 49ers, everyone at practice knew that he meant business. Mariucci wasn't a screamer by nature, but he, like many other coaches, yelled when a player or unit constantly repeated the same mistake. A coach can be patient for only so long. These vocal coaches believe that yelling is the only way their instructions are going to sink into a player's head. Granted, players can barely think on the practice field when their bodies are tired and aching from a long day, so that's why some frustrated coaches start to yell. It's a sign of exasperation.



You can spot the yell-your-head-off coach anywhere. Here are some examples of that coaching style:

- ✔ Whenever these coaches believe that their teams have been penalized unfairly, you can bet that they're yelling at the referee or some official along the sidelines.
- ✔ Whenever a player misses an assignment and causes a critical play to fail, you may see these coaches actually grab the player and tell him, inches away from his face, how and why he screwed up.
- ✔ These coaches often grab a player's face mask and rattle his cage before telling him how poorly he's playing or practicing.
- ✔ These coaches throw things. Coaches who scream a lot love to toss their hats, clipboards, or whatever they're holding to get everyone's attention.

### *The kinder, gentler coach*

Recent years have seen the advent of a new kind of coach — the kinder, gentler coach. These coaches rarely yell, and they believe that teaching good character to players can be as important as teaching physical skills.

The year 2007 may have marked the emergence of that kinder, gentler coach. During that year, fans saw two such coaches take their teams all the way to the Super Bowl. In that Super Bowl, Tony Dungy's Indianapolis Colts defeated Lovie Smith's Chicago Bears. Both of these coaches believe in teaching rather than lecturing players and are famous for never raising their voices. The quiet, even-tempered approach, Dungy and Smith believe, builds players' confidence and self-assurance. Figure 13-1 shows Dungy, who proved that nice guys can take the lead.

**Figure 13-1:** Tony Dungy, coach of the Indianapolis Colts (shown with Colts quarterback Peyton Manning), is known for his even temper and quiet demeanor.



Photo credit: © Frank Polich/Icon SMI/Corbis

### *The smash-mouth football coach*

Smash-mouth coaches love nothing more than to see a tremendous block by an offensive lineman and then watch their running back gain 10 yards while running over the opposition. Most of these coaches began as defensive coaches, and they believe in dominating the line of scrimmage and want their defense to decide the outcome of a game. On offense, they'd rather win by running the football. Bill Cowher, formerly of the Pittsburgh Steelers, and Bill Parcells of the Dallas Cowboys, are examples of the smash-mouth coach. They prepare their teams to be the stronger, dominant teams, and that's why they're successful.



So that you're sure to recognize this type of coach during a game, take a look at these examples of the smash-mouth coaching style:

- ✓ When the game is close and the offense needs to convert a play on fourth and 1, these coaches are likely to gamble, believing that their offensive line and running back can pick up the first down.
- ✓ These coaches are more apt to continue to run a successful play until the opposition stops it.

- ✔ These coaches' football teams usually focus on both the offensive and the defensive linemen. Their teams may not always win the game, but they plan on winning the war along the line of scrimmage.
- ✔ These coaches rarely waiver from their beliefs in how to approach a game or a particular opponent. They're very strong-minded coaches.

### *The offensive-genius coach*

You see a lot of offensive-genius coaches in the NFL. Mike Shanahan, who directed the Denver Broncos to their 1998 and 1999 Super Bowl wins and who still coaches the Broncos, typifies this caliber of coach. His coaching counterpart in Super Bowl XXXII, Seattle's Mike Holmgren, uses the same approach. An offensive-genius is a coach who seems to have an unlimited ability to develop new plays; defensive coaches know that these coaches will try more than one new play or variation of an old play every week. Offensive coaches aren't always viewed as tough guys because they're so cerebral. But both Holmgren and Shanahan are also tough guys; even though their minds may be working overtime on the sidelines, they don't tolerate a lack of discipline or shoddy play on the football field.

This kind of coach is constantly looking for an edge on the field. One example of Shanahan's genius took place in the 1997 season when the Broncos had to beat the Kansas City Chiefs to reach the Super Bowl. The Chiefs had a great pass-rusher in Derrick Thomas, and they preferred to line up Thomas on the weak side, away from the tight end. The Chiefs had a strong linebacker, Wayne Simmons, who demolished most tight ends.

Prior to the snap, Shanahan would move his tight end off the line of scrimmage and motion him over until he was in front of Derrick Thomas. Then he'd call a running play directly at Thomas. That simple formation adjustment prior to the snap gave Shanahan's offense the matchups that he wanted on a running play. In such a short period of time, Thomas and Simmons couldn't switch sides before the ball was snapped. Denver had success running at Thomas while negating the Chiefs' greatest asset, his pass-rushing ability.



Here are some typical actions of the offensive-genius coach:

- ✔ These coaches generally wear headsets on the sidelines to communicate with their assistants upstairs in the press box, and they always have a *playsheet* (the game plan of offensive plays) in their hands. They're more involved with the offensive team than the defensive team during a game.
- ✔ These coaches tend to be more thoughtful and under control during sideline sessions with their players. They don't rattle easily.

- ✔ When they talk during practice, these coaches explain the whole play and show how a small aspect can lead to a gigantic reward. For example, each player's alignment dictates a defensive alignment response. Anticipating the defense's alignment to a certain formation or pass route can lead to an opening to spring a big play.
- ✔ At the training facility, these coaches work alone most of the time. They have a daily staff meeting, but they like to think and tinker with the offense for hours on their own.

## *What coaches do when they're not yelling on the sidelines*

Coaches have a lot of work to do. An NFL head coach spends his days in the off-season preparing practice schedules for training camp and the regular season. Coaches at all levels prepare playbooks that every player receives — and many of these playbooks include more than 200 plays for the offense alone. They meet with the general manager and other college and pro scouts regarding personnel — whom to trade for, whom to acquire, and whom to release. I know a lot of talented coaches whose days are so long that they actually sleep on their office couch rather than go home at night.

The college coach devotes much of his off-season to *recruiting* high school players and hosting clinics for high school coaches. Recruiting means visiting a potential player in his hometown (which necessitates a lot of traveling) and meeting with his parents, guardians, and high school coaches. During the season, a college coach may even show up at a Friday night game to check out a player.

College and high school coaches meet regularly with their school's athletic director and administrators regarding financial budgets and player eligibility status. They oversee travel schedules and are involved in picking hotels and meals for road trips. College and high school coaches usually work all day on Sunday, examining film of the weekend's game and preparing for the next week. They have staff meetings in preparation for meeting the players on Monday. And, of course, they devote a lot of time to motivating their players on a daily basis (see Chapter 19 for more info).

Coaches also deal with the media. In the NFL, coaches may have regular press briefings with newspaper, radio, and television reporters every day except Tuesday and Saturday. However, on Saturday, they must meet with network television producers and commentators to discuss their opinions of what may occur in Sunday's or Monday's game. College and high school coaches may also deal with local reporters, although on a smaller scale.

## Getting axed: The pressure of being a football coach

Coaches work long hours because they're usually under enormous pressure to win. If they don't win, even on the high school level, they will be fired. As soon as an NFL season ends, several coaches are usually given the ax. Some teams seem to change coaches every year.

When a head coach is fired, usually his coaching staff of 10 to 13 assistants is also out of work. Or, sometimes, a head coach saves his job but is forced by management to fire some or all of his assistants. This situation doesn't happen a lot, but it does occur enough to make assistant coaches realize that coaching is more about

business than it is about loyalty. Besides being fired, coaching staffs are constantly turning over as assistants move on to different teams and receive promotions to coordinator jobs. Changing teams creates a lot of upheaval for a coach's family, especially if he's married with children. Coaches who begin their careers dreaming of the NFL usually bounce around to several colleges, sometimes as many as eight different jobs, before landing a pro position. And I know good NFL assistants who have worked for five different teams throughout their careers.

## General Managers

On many NFL teams, general managers are the eyes and ears of the owner, and they oversee the day-to-day operation of the team. They must be cold and calculating people because they have to make a lot of difficult personnel decisions. They make the player trades and free agent acquisitions, decide what salaries will be paid, and ultimately decide which players to select in the NFL draft. General managers must be excellent judges of every player's ability because they're responsible for doing what's best for the organization. They must have a feel for what the team needs and must be able to work in conjunction with the head coach and his needs.

The best possible scenario is to have a solid general manager and a great head coach, who can put their egos aside and work together. But this situation is very rare these days because head coaches usually want total control over personnel, like Mike Shanahan has in Denver.



General managers oversee a large front-office staff. Some teams have business, marketing, and public relations personnel. People reporting to the general manager include the following: *capologists* (monitors a team's salary scale within the salary cap), *business managers*, *contract negotiators* (also known as a club vice president), *human resources directors*, and *public relations directors*.



## Owners

People buy teams for many different reasons, but most owners simply want to be public figures. The NFL is structured financially so that every club receives an equal share of television revenue and splits the ticket revenue 60/40 — it's more or less a socialist system. The concept is that the weakest franchise can gross as much revenue as the strongest franchise. However, a team's revenue from local radio broadcasts, luxury boxes, parking, concessions, and private seat licenses (fans pay a fee for the right to own a season ticket) isn't totally shared with the other teams. But the revenue from NFL Properties (income generated from selling NFL logo clothing, hats, and so on) and the Super Bowl is shared. Therefore, you don't have to own a Super Bowl team to do well financially.

After the head coach and the star players on the team, the owner may be the next most visible person. Most football fans know, for example, that Jerry Jones owns the Dallas Cowboys. At one time Jones had his own television show in Dallas and also wrote a newspaper column. He's very visible in marketing his football team and is very active in network television negotiations.

However, many franchise owners are rarely interviewed. They choose to remain behind the scenes, preferring that their coach and general manager speak for the franchise. The NFL requires one person to own at least 30 percent of a particular franchise and prefers that this person has no financial interest in any other professional sports leagues. Some franchises, such as the Pittsburgh Steelers and Chicago Bears, have been owned for decades by members of one family. The New York Giants have two owners, each with a 50 percent stake in the franchise.



I don't think that any owner in pro football knows more about the game than Al Davis of the Raiders. In pure Xs and Os, the strategy of a game, Davis is like a coach. He actually started in football as a coach and was an excellent one. And in terms of making the financial commitment, Davis is always bringing in great players. He makes every possible effort to improve his team. You can't say that about every NFL owner.

In its September 2006 annual listing of NFL franchise values, *Forbes* magazine placed the value of franchises between \$720 million and \$1.4 billion. You must be extremely wealthy to own an NFL franchise. Although the financial return is generous, many businesspeople would tell you that better ways exist to invest that amount of money. Many NFL owners are actually sports fans, people who love the game as much as their pursuit of financial success. Many of them contribute their time, energy, and financial resources to their respective communities, believing that football is part of their region's social fabric.

## Scouts

Every NFL team has all kinds of scouts. Some scouts are responsible for tracking college talent, and some cover the other pro teams. A *pro scout* attends NFL games and studies a team's opponents.

A team can have a great week practicing, but if the players don't know what to expect from their opponents, they may find themselves behind by 14 points or more in a hurry. Pro scouts exist so that teams can anticipate what each opponent will do. Scouts attend games of upcoming opponents and take copious notes, tracking every offensive and defensive tactic, keeping an eye on key players, noting who gets injured, and so on. Then they bring this information back to the coaches, who may devise parts of their game plans around the scouts' input.

A *college scout* examines a pro prospect's every move. He times the player in the 40-yard dash, studies his ability and decisions on every play, and monitors him off the field. NFL teams want to know whether a prospect has ever been arrested, and for what crime. They're concerned about illegal drug use and also about how the player performs in the classroom. They want to know about his attitude, his personality, and his approach to football and to life in general. A good scout watches the prospect in practice and games and also watches film of all his games. The scout then interviews the prospect and members of the college coaching staff. He may even interview opposing coaches to find out their views of the player, and athletic trainers to check on a player's past injuries or training room habits. When scouting the top 100 college players, teams often have two or more scouts examine a prospect.

## Trainers and Team Doctors

A team isn't very good if its players don't stay healthy or recover quickly if they get injured. Trainers and team doctors step in to help alleviate these concerns. Most teams have their own orthopedic surgeon and general practitioner. Unless these doctors have total autonomy, they're often put in really difficult positions because their job is to take care of the player, but their employer, who's the owner of the team, wants the player on the field all the time.

A trainer's job is to monitor every injury and then work with the doctor on the rehabilitation process. In some instances, players seek outside medical opinions, especially if the injury is considered serious or the team doctor prescribes surgery. The league monitors injuries and has several medical groups that assist on serious injuries, particularly injuries involving the head and neck.

A trainer also works with the strength trainer to make sure that injured players aren't overextending themselves in the weight room or exercising too much. Most pro and college teams have at least two full-time trainers, and some have part-time assistants for training camps. Trainers are responsible for dispensing and monitoring all medicine prescribed by the doctors and all dietary supplements that players are taking. A trainer also inspects team meals, making sure that they contain the proper proteins and carbohydrates.



The best trainer is trusted by both the players and the coaching staff. The worst thing a trainer can do is inform the head coach that a certain player isn't hurting as badly as he claims to be. If the trainer feels that way, he must confront the player as well. Players need to believe that the trainer is concerned about their welfare, regardless of how that concern (possibly in the form of keeping a player off the field) may impact the team's win-loss record.



# Part V

# Football for Everyone

The 5<sup>th</sup> Wave

By Rich Tennant



"Just how much do you think you can embarrass me?  
If you think I'm going to the football game with you  
wearing those ridiculous socks, you are sadly mistaken."

## *In this part . . .*

**Y**ou can make football a part of your life in a number of ways. That's because football exists at many levels, from peewee teams all the way up through the NFL and other professional leagues in Canada, Europe, and all over the world. This part talks about the game and how it works at each level.

## Chapter 14

# Armchair Quarterbacks and Other Fabulous Fans

---

### *In This Chapter*

- ▶ Watching a game at home or in the stands
  - ▶ Getting revved up with cheerleaders and halftime shows
  - ▶ Keeping up with the game in various ways
  - ▶ Indulging your football fandom
- 

**F**ootball is a great sport because you don't have to be *playing* it to enjoy it. In fact, after you watch a few of the hits that football players take, you may decide that you'd *rather* watch.

This chapter gives you tips for making the most out of the viewing (or listening) experience, whatever your vantage point — on TV, in the stands, or on the radio. I also tell you about all the ways that you can keep up with your favorite teams when no games are being played — through newspapers, magazines, and the Internet. Finally, if you want to check out a game in person, I include telephone numbers for major football organizations throughout the U.S.

## *Following a Game on Television*

In a way, television is the best way to watch a football game; you can see up close what's happening on the field, and you can watch replays of the big plays if you missed them the first time around. My innovative bosses at FOX Sports devised the scoreboard clock, which appears in the upper corner of your television screen and gives you a stadium feel. It gives you the score, the down and distance, and how much time is remaining in a particular quarter.

Excellent football analysts, such as NBC's John Madden, add humor and insight into the game. They're also good with a device known as a *telestrator*, which allows them to circle players on the screen or to demonstrate how a certain play was successful by diagramming it on the screen.

## Knowing what to watch for



I like to watch a game from the inside out; first I look at the quarterback and then I check out the action away from the ball. Because the networks use so many cameras, you can follow the entire game and not miss a play. What's great about television are the replays — you can watch a replay of a critical play from two or three different angles. These different views are often necessary to determine whether a player was in possession of the ball, especially on really close plays involving receptions and fumbles. Also, the different angles help fans interpret whether the officials called the correct penalty, especially on penalties like pass interference (see Chapters 3 and 5).



Here are some tips to help you become a more savvy and informed viewer when you're watching a game on television:

- ✔ **Start at the line of scrimmage.** Look wide to see how many receivers you spot and where they're located. Scan to see how many players are lined up on the defensive line and in the defensive backfield. Where and how the players line up gives you an indication of what the play may be.
- ✔ **Keep an eye on the game's progress.** In the upper corner of the television screen, check out what the down is, how far the offense needs to go for the first down, how much time is left on the clock, and what the score is. The score and the time left on the clock often dictate whether a team will run or pass.
- ✔ **Check the quarterback.** If he's positioned 5 yards behind the center, he's in the shotgun formation, meaning that there's a 98 percent chance that he'll pass the ball. The other 2 percent of the time, the quarterback will drop back and then lateral or hand off the ball to a running back.
- ✔ **Look for movement among the linebackers and defensive backs.** If defenders appear to be creeping toward the line of scrimmage, they're probably going to either blitz the quarterback or fill all the running lanes to neutralize a run play.
- ✔ **Look at the defensive fronts, paying particular attention to the defensive tackles.** If only three linemen are lined up close to the line of scrimmage, the defense expects the offense to pass the ball. If the defense has four down linemen on the field and the linebackers are within a couple yards of the line of scrimmage, the defense expects the offense to try to run.
- ✔ **Count the number of defensive backs.** If more than four defensive backs are in the game, the defense is geared toward preventing a pass completion.



## Deciphering the announcers' slang



One of the most difficult and intimidating parts about watching a football game on television is that the announcers sometimes seem to be speaking a foreign language known only to true football junkies. But if you remember a few key terms, you'll be way ahead of the game. Here are some terms that you may hear and what they mean (the appendix of this book defines a whole bunch of football terms as well):

- ✔ **Corner blitz:** A blitzing linebacker or defensive back rushes the quarterback from the outside edge of the offensive alignment or the *corner* of the offensive line.
- ✔ **Dime back:** When the defense has six players in the secondary, the sixth player is called a *dime back* because he's the second nickel back (two nickels equal a dime).
- ✔ **Forklift:** A defensive lineman lifts an offensive lineman off the ground, moving him aside as he rushes the quarterback.
- ✔ **Franchise player:** Although this term is also used as a collective-bargaining description, the meaning here is different. Commentators routinely refer to the most important player on a team as the *franchise*. In Indianapolis, quarterback Peyton Manning is the franchise; the Colts can't win without him. In San Diego, running back LaDainian Tomlinson is the franchise because he drives the Chargers' offense.
- ✔ **He's a player:** Yes, they're all players. But some commentators use this phrase to single out players that they really like or are impressed with.
- ✔ **Looking off a defensive back:** Commentators say this when a quarterback eyeballs a defensive back, giving the defensive player the impression that he's throwing the ball toward his area. In actuality, the quarterback intends to throw in a different direction. He fools the defensive back by *looking him off*.
- ✔ **Muscling his way through:** When a commentator says this, he means that a player managed to gain a physical advantage over an opponent. Dallas receiver Terrell Owens is a very physical receiver, and he often muscles his way through or past a defensive back.
- ✔ **Nickel package:** The defensive team is using five defensive backs in the secondary to defend the pass.
- ✔ **Running to daylight:** The running back has found the soft spot in the defense and is running freely down the field toward the end zone.

- ✔ **Shooting a gap:** A defensive player somehow runs untouched through a space that should have been blocked by an offensive player. The gap often is between two offensive players or to the outside shoulder of one player.
- ✔ **Zeroing in on a receiver:** The quarterback is focused on throwing to one specific receiver. The quarterback watches the receiver while he's running his route and then releases the ball when he's open.

## Watching a Live Game

To the die-hard football fan, nothing beats watching a football game live. You get caught up in the excitement of cheering for your team. You sometimes get the feeling that the outcome of the game is in your hands — and in a way it *is* in your hands, because cheering loudly can disrupt the other team's offense and make it difficult for the other team to hear its quarterback barking plays. Most of all, watching a game live is just plain fun. The following section looks into some of the nuances of watching a live game.

### Picking the best seats



I love to watch a game from the sidelines. It's too bad that more fans don't have that same opportunity at least once in their lives. Standing on the sidelines, you see firsthand the speed of the players and the velocity of their hits. The contact occurs — and the overall game is played — at such a high speed. The players move like bullet trains plowing through a cornfield.



The really good seats in every stadium are near the 50-yard line, 25 rows up, where you can scan the entire field. But those great seats usually belong to longtime season ticket holders. If you aren't a longtime season ticket holder or lucky enough to have an official sideline credential, the end zone can be a good place to watch a game. The best seat in the house, from my perspective, is in the end zone about 20 rows up. Of course, you need good binoculars. I like to see plays developing and watch the line play on both sides of the ball, and the end zone offers the best vantage point to see this action.

Sitting in the end zone, you can focus on a matchup of two linemen, like a defensive end battling an offensive tackle, and watch how they attack each other. Whoever wins this battle is going to win the war (the game). These individual wars can teach you a lot about football, even when the play or ball is going in the opposite direction. For a team to win, its players need to win these individual battles.

Make sure that you buy a program or check your local newspaper for team depth charts and numbered rosters — these rosters are the only way to identify the many players on the field. A *depth chart* lists the starting lineups for both teams by their positions on offense and defense. The chart also lists the punter, placekicker, snapper for punts and kicks, and kickoff and punt return specialists. The reserves are listed alongside the starters on the depth chart, so when a player is injured, you can figure out who will replace him.

## *Knowing what to focus on*

The beauty of watching a game in person is that you can see the entire play develop. As soon as the ball is snapped, all 22 players are moving. Television can't possibly capture that singular moment and every player, too. And at the stadium, you can watch what happens to a quarterback after the ball is released. On television, the camera follows the ball. In person, you can see whether the quarterback is hit after he releases the ball. Occasionally, the quarterback and a pass-rusher exchange words (or even swings).

The special teams play, especially kickoffs and long punts, is exciting to watch in person because you can follow the flight of the ball and the coverage players running full speed toward the kick returner. Because kickoff and punt plays cover so much of the field, often 50 to 70 yards, television can't capture all the action.



During commercial timeouts, scan the sidelines with your binoculars. You can spot coaches talking strategy with players, and sometimes you can capture an animated conversation or debate. The more games you attend, the better you'll be able to follow the action and observe the sidelines. The pace is fast during plays, but there's enough down time between plays to check out what's happening on the sidelines and to figure out, by how teams are substituting, which play may be called next.

## *Following a Game on the Radio*



The first time I saw a fan listening to a radio in a ballpark was during a Los Angeles Dodgers game. Although the fans were watching the action in person, they wanted to hear Vin Scully, the radio announcer, describe it. Just like these baseball fans, many football fans also enjoy listening to the radio when attending a game. Every NFL team and most major college teams have a local radio station that owns the rights to the teams' broadcasts. And because of the growing popularity of sports talk radio, many fans want to tune in to their favorite broadcasters.



## Talk radio: Where fans and teams go for the inside scoop

I enjoy being a guest on most sports talk shows. There are some really good talk radio sports shows, such as WFAN in New York City and Premiere Radio Networks' shows. I enjoy exchanging opinions with Premiere's Jim Rome and WFAN's Mike and the Mad Dog (otherwise known as Mike Francesa and Chris Russo), both of whom are plugged into the New York Jets and Giants. To me, talk radio is another way to get information about pro football. These shows discuss the inside scoop and address all the serious issues.

Sports talk radio has altered the landscape of sports journalism. Players and coaches listen to these shows. One season, Philadelphia's WIP radio station was so critical of the Philadelphia

Eagles that the team declined to issue game credentials to some of the station's commentators. I know that coaches on the team quit listening to the morning shows because they would get too upset to go to work. This shows you the power of talk radio and how it can irritate people.

However, I recommend listening to the pro football reports in most NFL cities. If the talk radio show includes a lot of conversations about your team and regular player interviews, the program probably is worth listening to. Some talk radio hosts can be more insightful than some newspaper reporters; they do their homework on the team.

Perhaps the best thing about listening to the radio is that you get the home-team announcers' insights into what strategy your team plans to use. These announcers know the players and can immediately tell you what player has the ball and who made the tackle. They also have access to the injury reports, so you can receive player updates throughout the broadcast. You also hear important statistics — such as how many total yards and first downs each team has collected — faster than most scoreboards can provide them.

## *Just Here for the Show: The Football Halftime Show*

Except for the elaborate halftime shows at the Super Bowl every year, halftime shows aren't televised anymore. To see a halftime show, you must attend a game in person.

College game halftime shows usually feature high-spirited bands, drill teams, and cheerleading squads doing their best to rally the fans. I remember when

you used to see *card stunts* at college football games. To perform a card stunt, thousands of fans would hold up different-colored cards coordinated to display, for the entire stadium, a team name, mascot picture, or some other message for the faithful.

Some colleges are famous for their halftime performances. The Stanford band, for example, often puts on a comic show. At a show during Stanford's annual game against arch-rival California, the band dressed one member in a California band uniform and had him march around looking extremely confused during the Stanford performance.

## *Keeping Up with Your Favorite Teams*

The fun of football doesn't end when the last seconds of the fourth quarter tick away. Diehard fans love to analyze the statistics of today's games and find out all about the upcoming ones. You can get this type of information from a wide variety of sources. In this section, I list some of my favorites.

### *Newspapers*

Newspapers are a great way to find out about upcoming matchups or to analyze how your team did in its most recent game. They're also a good source for discussing player trades, free-agent signings, and coaches whose jobs are in jeopardy. Most newspapers give you a shortened, statistical version of key football games after the games have been played, but they also discuss the matchups before they occur. This statistical breakdown is an abbreviated story, telling you who scored and how and providing details about the performances of individual players. Scores of college games are placed in the region (East, South, Midwest) in which they're played.



Newspapers often provide a much more in-depth review of a particular player or a team's internal troubles than any television or radio program.

### *Magazines and books*

Numerous football books, periodicals, and magazines are published each year, ranging from biographies and histories of football to fan guides and statistics-oriented tomes. Most major sports and football magazines publish preview issues in July devoted to the upcoming college and NFL seasons. These magazines feature predictions, rosters, schedules, and articles for all the major college and NFL teams. For a complete view of the season, I suggest purchasing one magazine devoted to the college game and one to the NFL game.



If you're looking for current information about football or in-depth feature articles on many of the game's players, coaches, and teams, here's a list of my favorite football magazines:

- ✓ *ESPN Magazine*
- ✓ *Football Digest*
- ✓ *Pro Football Weekly*
- ✓ *The Sporting News*
- ✓ *Sports Illustrated*
- ✓ *Street & Smith's Yearbook*

You can purchase these magazines on any newsstand or convenience store magazine rack, at most bookstores, and through mail-order subscriptions.

## The Internet

You can find more football-related information on the Internet than you could read in a whole season — everything from who's being traded and who's been injured to who's predicted to go to the playoffs and more. The following Web sites are great sources of up-to-the-minute football info:

- ✓ **CBS SportsLine** ([cbs.sportsline.com](http://cbs.sportsline.com)): This Web site, which is the online home of CBS Sports, covers the NFL and college football. It offers both free and subscriber-only areas. Even if you don't have a subscription, this site is an excellent source for information, such as team updates, schedules, injury reports, and statistics.
- ✓ **SI** ([sportsillustrated.cnn.com](http://sportsillustrated.cnn.com)): This Web site includes comprehensive coverage of the NFL, college football, Arena football, and NFL Europa.
- ✓ **ESPN** ([espn.go.com](http://espn.go.com)): This online version of ESPN offers in-depth information about the NFL and college football. Some ESPN on-air personalities — such as Andrea Kremer, Tom Jackson, and Chris Mortensen — contribute feature articles. Even without subscribing to this site, you can access lots of information, including scores, statistics, standings, and news.
- ✓ **FOX Sports** ([www.foxsports.com](http://www.foxsports.com)): This Web site covers the NFL, CFL, NFL Europa, and Arena football. If you're interested in knowing what's going on with your favorite NFL team during the off-season, check out the Teams area. You get full coverage of the signings, trades, and contract negotiations for each team.

- ✔ **MSNBC** ([www.msnbc.com](http://www.msnbc.com)): This site is the online home of MSNBC Sports (click on the Sports link). This easy-to-navigate site covers both the NFL and college football. Hold your cursor over Sports in the left-hand column to see the full array of features that this site offers.
- ✔ **NFL.com** ([www.nfl.com](http://www.nfl.com)): This is the official site of the NFL. In addition to scores, statistics, and news, this site gives in-depth team coverage, including audio and video clips. The individual team pages offer links to your favorite teams' official Web sites.
- ✔ **The Sporting News** ([www.sportingnews.com](http://www.sportingnews.com)): This site, which is the online version of the magazine, provides an abundance of information about NFL and college football. You can customize this site so that it displays your favorite sports and teams.

## *Checking Out the Football Halls of Fame*

Visiting one of the football halls of fame — there's one for college and one for professional football — is a terrific way to find out more about how football became what it is today. Both are filled with memorabilia from players and teams from the turn of the century to the present. The many exhibits include uniforms and pictures of Hall of Famers in action. There are also screening rooms in which fans can enjoy films of legendary players and teams. The Pro Football Hall of Fame has been expanded four times since it was first constructed; a fan could spend an entire day walking through its many exhibits and halls. Following is the contact information for each hall of fame:

### **College Football Hall of Fame**

South Bend, IN  
574-235-9999 or 800-440-FAME  
[collegefootball.org](http://collegefootball.org)

### **Pro Football Hall of Fame**

Canton, OH  
330-456-8207  
[www.profootballhof.com](http://www.profootballhof.com)

## *Get Your Tickets Here*

Another great way to increase your enjoyment of football is to splurge for tickets to a pro game, either in your home city or in a city that you're visiting.



I like going to a stadium that has a lot of history. A few years ago, I was in Green Bay's Lambeau Field for a championship game, and the outside temperature must have been 20 degrees. When the hometown Packers won the game, their loyal fans didn't rush the field; they simply stood in the stands cheering. Thirty minutes after the game had ended, many of them remained in their seats, applauding the accomplishments of the players and coaches as my colleagues and I at FOX Sports conducted on-the-field interviews. I was amazed by the fans' enthusiasm because of how cold it was. Lambeau is a great place to watch a game. Packer fans consider it a shrine.

My preference is open-air stadiums. I like stadiums that create a football atmosphere, where you can count on being surrounded by super fans. Off the top of my head, here are some stadiums that I highly recommend, that offer a lively and entertaining experience and where you'll find great fans: Denver's INVESCO Field; Chicago's Soldier Field; Dallas's Texas Stadium; Kansas City's Arrowhead Stadium; the Giants Stadium in East Rutherford, New Jersey (also called the Meadowlands); and San Francisco's Monster Park.

Here are the names and addresses of all the NFL stadiums, plus the phone numbers of the ticket offices so that you can order your tickets right now:

**Arizona Cardinals**

University of Phoenix  
Stadium  
Glendale, AZ  
480-784-4444

**Atlanta Falcons**

Georgia Dome  
Atlanta, GA  
404-223-8444 or  
888-333-4406

**Baltimore Ravens**

M&T Bank Stadium  
Baltimore, MD  
410-261-7283

**Buffalo Bills**

Ralph Wilson Stadium  
Orchard Park, NY  
877-228-4257

**Carolina Panthers**

Bank of America Stadium  
Charlotte, NC  
704-522-6500

**Chicago Bears**

Soldier Field  
Chicago, IL  
888-792-3277

**Cincinnati Bengals**

Paul Brown Stadium  
Cincinnati, OH  
513-621-8383

**Cleveland Browns**

Cleveland Browns  
Stadium  
Cleveland, OH  
440-891-5050 or  
800-891-1999

**Dallas Cowboys**

Texas Stadium  
Irving, TX  
972-785-4800

**Denver Broncos**

INVESCO Field at  
Mile High  
Denver, CO  
720-258-3333



**Detroit Lions**

Ford Field  
Detroit, MI  
313-262-2003

**Green Bay Packers**

Lambeau Field  
Green Bay, WI  
920-569-7500

**Houston Texans**

Reliant Stadium  
Houston, TX  
713-629-3700

**Indianapolis Colts**

RCA Dome (Lucas Oil  
Stadium)  
Indianapolis, IN  
317-239-5151

**Jacksonville Jaguars**

ALLTEL Stadium  
Jacksonville, FL  
904-633-2000

**Kansas City Chiefs**

Arrowhead Stadium  
Kansas City, MO  
816-920-9300

**Miami Dolphins**

Dolphins Stadium  
Miami Gardens, FL  
888-346-7849

**Minnesota Vikings**

Hubert H. Humphrey  
Metrodome  
Minneapolis, MN  
651-989-5151

**New England Patriots**

Gillette Stadium  
Foxboro, MA  
800-542-1776

**New Orleans Saints**

Louisiana Superdome  
New Orleans, LA  
504-731-1700

**New York Giants**

Giants Stadium  
East Rutherford, NJ  
201-935-8111

**New York Jets**

Meadowlands Stadium  
East Rutherford, NJ  
516-560-8200

**Oakland Raiders**

McAfee Coliseum  
Oakland, CA  
510-625-8479

**Philadelphia Eagles**

Lincoln Financial Field  
Philadelphia, PA  
215-463-5500

**Pittsburgh Steelers**

Heinz Field  
Pittsburgh, PA  
412-323-1200

**St. Louis Rams**

Edward Jones Dome  
St. Louis County, MO  
314-425-8830 or  
800-246-7267

**San Diego Chargers**

QUALCOMM Stadium  
San Diego, CA  
619-220-8497

**San Francisco 49ers**

Monster Park  
San Francisco, CA  
415-656-4900

**Seattle Seahawks**

Qwest Field  
Seattle, WA  
888-635-4295

**Tampa Bay Buccaneers**

Raymond James Stadium  
Tampa, FL  
813-879-2827

**Tennessee Titans**

LP Field  
Nashville, TN  
615-565-4200

**Washington Redskins**

FedEx Field  
Landover, MD  
301-276-6050

Here's how to contact some major college teams:

**Florida State University**

Doak Campbell Stadium  
Tallahassee, FL  
888-378-6653

**University of Notre Dame**

Notre Dame Stadium  
South Bend, IN  
574-631-7356

**Penn State University**

Beaver Stadium  
University Park, PA  
800-833-5533

**University of Southern California**

Los Angeles Memorial  
Coliseum  
Los Angeles, CA  
213-740-4672

**University of Michigan**

Michigan Stadium  
Ann Arbor, MI  
734-764-0247

**University of Texas**

Darrell K. Royal-Texas  
Memorial Stadium  
Austin, TX  
512-471-3333 or  
800-982-2386

**University of Nebraska**

Memorial Stadium  
Lincoln, NE  
402-472-3111 or  
800-824-4733

## Chapter 15

# Youth Leagues and High School Football

---

### *In This Chapter*

- ▶ Deciding when to let your child play football
  - ▶ Teaching the fundamentals to kids
  - ▶ Understanding and succeeding in the high school game
- 

**O**n the youth level, football isn't like baseball or basketball. My experience with those sports is that it's okay if you don't play well — you're not putting yourself in danger. With football, on the other hand, you can really get hurt if you're not physically and mentally equipped to handle the game — especially if you're a young kid.

But, football can teach you a lot about life; it's a character-building sport. Young players can learn about the rewards of hard work, dedication, teamwork, and discipline. And, football, like a lot of sports, is a great way to bring families together — it can create a special bond between a father and a son.

In this chapter, I discuss a wide range of the benefits of youth football, from Pop Warner and flag football to high school football. I offer my own thoughts on coaching, the father-son relationship, and the things that young players need to focus on to be successful with the game and with life.

## *When to Start Kids in Football*



I didn't start playing football until I was 15 years old. But if your young son has the desire to play the game, let him play; just don't push him to play. Either football will be the right sport for him or it won't, and everyone will know quickly whether he made a good choice.

My oldest son played football for the first time when he was 12. Because of his size (he was bigger than most boys his age), he couldn't play with his friends and other 12-year-olds; he had to play on the junior varsity football team with boys who were 15 and 16 years old. Because of his age difference, he got physically whipped. But I tried to help and support him.



If you want your son to play at a young age, you must be committed to supporting and consoling him during the tough times. Young players — particularly the ones who have talent but who haven't had a lot of success — need encouragement. However, fathers who care *too much* and try to live vicariously through their children often ruin the experience for them. Find a good balance.

Pop Warner Football and other local junior tackle programs have teams for 7-year-olds. I think that starting football at age 7 is a little too young — they're too small and may get hurt. But, if your child is mature for his age, he may have fun. With kids that young, though, every parent should monitor practices and make sure that the coach knows what he's doing and that he encourages the players to have fun.

## *Signing Your Kids Up for Youth Football*



When you're signing your child up for youth football, you need a copy of his birth certificate and a current report card. (Most leagues won't enroll students who are failing their school work.) Also, examine your health insurance and make sure that your child is covered for all forms of injury.

If you can't find sign-up information in your local newspaper, check with your town or city's recreation department. Most recreation departments know how to locate league officials and know where teams are practicing.

### *Pop Warner and other similar programs*

The nation's largest youth football organization is Pop Warner Little Scholars, Inc., which is the legal name for Pop Warner Football. In 2006, Pop Warner had leagues in 41 states and several countries. More than 360,000 boys and girls (who take part in cheer and dance teams) participated in those programs.

Pop Warner has stringent safety rules, including an age-weight schematic. This system ensures maximum safety, because players are evenly matched in size and physical maturity. Pop Warner also has a no-cut rule, which means that players don't have to try out. "First-come, first-on" is how Pop Warner operates.

Pop Warner has different age-group divisions from age 7 to age 15. Players move up through the different divisions until they reach the Bantam division in which the 15-year-olds play. In many areas of the country, school districts no longer have junior high/middle school football programs, so youth leagues fill that void.



To find a Pop Warner program in your area, check your local phone book; e-mail the organization at [football@popwarner.com](mailto:football@popwarner.com); write to Pop Warner Football at 586 Middletown Blvd., Suite C-100, Langhorne, PA 19047; or call 215-752-2691. Pop Warner also has a Web site at [www.popwarner.com](http://www.popwarner.com).

## *Punt, Pass & Kick*

More than 3 million youngsters ages 8 to 15 participated in the 2006 NFL Pepsi Punt, Pass & Kick competition. Since this competition began in the early 1960s, numerous participants — including quarterbacks Dan Marino, Drew Bledsoe, Brett Favre, Troy Aikman, and Randall Cunningham — have gone on to play in the NFL.

Kids compete by age group in this competition, which is offered on the local level in every NFL city. The competition is then regionalized, and those winners compete at the end of the NFL season in a prearranged NFL city. Every young athlete is judged on how far he throws a pass, punts a football, and kicks a football off a tee. Points are awarded by distance, and most winners have won one if not two of the three categories.

## *The NFL Junior and High School Player Development programs*

Concerned because junior high and high school sports programs were being cut back or eliminated altogether, the NFL started its Junior Player Development and High School Player Development programs in 1999. The purpose of these programs is to teach football skills to boys ages 12 to 18. The NFL selects local high school coaches to run the programs and provides the coaches with 60 hours of instructional training. The emphasis of the programs is on basic football skills, and the boys are taught how to play every position, no matter what their weight or size.

The programs are offered in more than 50 cities. To find out more about them, go to the Youth Football Network Web site at [www.nflyouthfootball.com](http://www.nflyouthfootball.com).

## Coaching a Youth Football Team

To coach any youth team, you must be able to give your time freely and want to do it for the kids. You must be committed to making the game fun; to helping develop a player's physical, mental, and social skills; and to winning the game. There's nothing wrong with trying to win, as long as you encourage the team to play the game fairly and teach your players good sportsmanship. Nothing can be gained from whipping an opponent 40-0 in a league of 10-year-olds. Think of how those kids on the losing team would feel!

You must make sure that *every* child has an enjoyable and successful experience. You need a lot of patience because you have to play every child, and sometimes you have to play a child in a position that he isn't very good at. Your job is to make sure that the player can cope with his limitations, or you need to place him in a position where he can succeed. Try to get to know your players individually — every kid is different.

To be a coach, you must know the rules of the game and understand the tactics of the game. If you don't, you may want to buy some coaching books and attend coaching clinics, which are held in every state. Check with local high school coaches about available clinics.



Your practices need to be well-organized, and you need to start the season with a set of rules that applies to each and every member of the team. One rule should be that if a player misses a certain number of practices, he has to sit out a certain number of minutes during the game, even if he's your star player. Rules about players being on time for practices and remembering their equipment teach them how to be responsible. And in the end, football is about building character. Remember, too, that children view most adults' actions from a right-or-wrong perspective. They can tell when a coach is playing favorites; that's why your rules need to be uniform.

## Teaching the fundamentals of offense

The main objectives of offensive football are to move the ball down the field — either by running or by passing it — and to put your team in a position to score. To make this happen as a coach, you need to have an offensive philosophy. Develop strategies that make sense to you and your players. For example, if you have one super-fast, tough kid and six big players who can block, running the football should be your strategy.



One positive slogan to keep in mind and stress to your players when you're working on offense comes from the word *score*:

- ✓ **S = Simple**; make everything as simple as you can make it.
- ✓ **C = Complete** diagrams and instructions of every play for every player.
- ✓ **O = One** player who executes poorly messes things up for the team.
- ✓ **R = Repeat** every play until the players run it flawlessly.
- ✓ **E = Every** player must have the same commitment to making a play succeed.

To execute plays consistently, football teams must run the same plays from the beginning of preseason practice to the end of the season. Select a simple offense because even a few well-executed plays can give your opponents problems. You may even want to run a few plays as many as 20 times in practice. To win a football game, your offense must believe that it can move the football against anyone. When preparing your offense, you may want to put your defense in the formation that you expect your opponent to use. This way, your players can visualize what may happen in a game situation.

The passing game is easy to teach if you have a player who can accurately throw the ball a good distance. If no player can throw adequately, focus on the running game. But if you can, practice the passing game with a quarterback and a few receivers while the rest of the team practices other techniques. The quarterback needs to work on his pass drop and learn how to pass the ball with the correct timing while building accuracy. He can practice these techniques while the receivers run their patterns that they'll use in a game.

You need to know what your game plan is every week and install it prior to the first practice session. If you know your opponent's defensive strengths, you must devise a few plays that exploit its weaknesses. Often, by adding a variation of a basic play to your game plan, you can surprise the opposition when you need a big gain during the game. Also, only two or three well-executed plays are necessary for your goal-line offense. Remember, maintaining possession of the football, moving the ball down the field, and scoring are the principal objectives of offensive football.

## *Teaching the fundamentals of defense*

When you're putting together your defense, you need to find your most aggressive players — the ones who love to run and aren't afraid of contact. These players will form your defensive unit. Playing defense is about loving to hit and being aggressive.

After assembling your defense, you need to teach the players how to tackle ball carriers. Start them in a wide stance; have them keep their feet moving with short, choppy steps and keep their heads up. Good tacklers extend their arms and drive their faces through the numbers on the ball carrier's jersey, using their arms and shoulders to put him on his back. Always teach the tackler to slide his head to the outside just before making contact to protect himself from jarring helmet-to-helmet contact.

After your defensive players learn how to tackle, teach them that the basic premise of defensive football is to stop the opposition from collecting first downs. Their goal is to prevent the opposition from gaining 10 yards and to force them to punt, getting the ball back for the offense. (On some levels, the field is smaller, and therefore offenses don't resort to punting. Instead, they try another play on fourth down, relinquishing the ball if they fail to gain a first down.) If your defense can't stop a team from moving the football, have the players concentrate on keeping the opposition out of the end zone. Surrendering three points on a field goal is better than allowing the opposition to score a touchdown, and their offense will get frustrated if they don't reach the end zone.

In youth football, you want to develop an attacking defense — one that's designed to focus on the particular strength of the opposition and negate it. Also, an attacking defense can easily exploit an offense's weak links, such as poor or slow-footed blockers. If you can beat the offensive linemen, the speed of the running backs shouldn't matter. Your defenders should get to them before they can accelerate into fourth gear.



Try to stick with only a few defensive alignments. Like an offense, a defense performs better when the players don't have to think about a lot of formations.

A good defensive player is one who reacts instinctively. Make sure that your defensive linemen and linebackers know, for example, that when the offensive guards start moving sideways, the offense is running a sweep around the left or right side of the line. They must look for tendencies from the running backs as well. When the running backs line up a certain way, the defense should have an idea of what play is going to be called. Defensive players must have a basic understanding of how to read and understand an offense and then react to it.

## *What Sets High School Football Apart*

Some high school principals still believe that football is the most important extracurricular activity on campus. Football generally starts off the school



year in September, and a winning football team can create a positive attitude on the campus. The spirit and enthusiasm that a football program generates can form a building block for a positive school environment.

At most high schools, the number of students who participate in the sport (including student managers and cheerleaders) can amount to 10 percent or more of the student body. For these youngsters, the football experience can create a special bond that lasts forever. Because of its physical and mental demands, football is a sport that can make men out of boys. Of course, it's essential that the young men have the proper role models and authority figures in the head coach and his assistants.

All across America, high school football teams are part of small towns' identities. The team can serve as a rallying point for the community, mainly because of family ties to the players. In small towns, most people know everyone else; consequently, a lot of people take pride in a successful high school football team. Local businesses usually purchase advertising in the football program or donate services that help the program succeed financially.

Every state has its own high school federation or association that governs football and other sports. These federations oversee all-state awards, name district all-stars, and compile records of achievement.

## Rule differences



The rules governing high school football differ from the NFL rules in the following areas:

- ✓ In high school football, any ball carrier who touches the ground with any part of his body except his hands or feet is ruled down; the ball is dead at that spot. In the NFL, a ball carrier is considered down when he's touched by an opponent while on the ground. For example, if an NFL runner slips and inadvertently touches the ground, he can get up and keep moving forward.
- ✓ In the NFL, the offense and defense can return fumbles, but in high school football, the defense can't advance a fumble. The ball is ruled dead where the defensive player recovers it.
- ✓ A high school player is considered inbounds on a pass reception if he catches the ball with one foot down inside the sideline. In the NFL, a player must catch the ball with both feet down inside the sideline to be considered inbounds.
- ✓ The high school goalposts are 23 feet, 4 inches wide; the NFL width is 18 feet, 6 inches. The NFL goalposts rise to 30 feet high, whereas those in high school football rise to 20 feet.

- ✓ The hash marks in high school football are marked 53 feet, 4 inches from each sideline — they're closer to each sideline than in the NFL. Therefore, high school offenses can attempt more running plays to the wide side of the field.
- ✓ High school games are 48 minutes long, which means that they're 12 minutes shorter than college and NFL games.

## *Style of play*

With a few exceptions, high school offenses generally run the ball more often than they throw it. Developing a good running game is easier than finding a quarterback who's capable of accurately throwing 25-yard passes and finding receivers who are fast enough to get off the line of scrimmage and catch the ball. Limited practice time (most states allow only 14 days of practice prior to the first game) is another reason high school teams opt for a run-oriented offense; they can develop this type of offense more quickly.

Offense seems to be the priority in high school football. Coaches gamble more often on the fourth down, believing that they can easily gain a yard or two to get the first down and keep the ball. Unlike in the pros, most high school quarterbacks are good runners. You see more old-style offenses in high school, too: You see a full-house backfield (three running backs lined up straight across behind the quarterback) and double-wing formations as coaches attempt to use more blockers in the backfield to better the chances of a successful play. For the most part, high school teams concentrate more on offensive preparation than on defensive preparation unless they're facing an opponent that operates a formation that's totally unfamiliar to them.



High school teams don't kick as often as pro teams because finding an accurate high school field goal kicker can be difficult. Some high school teams can't find a player who can even convert an extra point, which is basically a 20-yard kick. Plus, they don't have the time to concentrate a lot on special teams play because of the time constraints on high school athletes. To make the kicking game work, you must spend hours on blocking or send your kicker to a summer kicking camp. Another possibility is to talk to the soccer coach about possible kicker candidates.

## *Player lineups*

The players on a high school roster may not compare in size to those on an NFL team, but high school players are definitely getting bigger and bigger. Today, a high school offensive line averaging 260 pounds isn't uncommon, whereas 20 years ago that average may have been 220 pounds. In the last few

years, more illegal use of steroids has been reported among boys 18 and under than among college and professional football players. Unlike college and the NFL, no mandatory testing system for steroids is in effect at the high school level. But, some schools do test for marijuana and other drugs.

You find more two-way players at the high school level because most high school teams don't have enough quality players. These players play both an offensive position and a defensive position. Here are some examples of the different combinations of positions:

- ✓ Receivers may also play defensive back.
- ✓ Quarterbacks may lead the offense and spark the defense at safety.
- ✓ Blocking backs are also linebackers.

When a school is forced to use a lot of two-way players, you may see sloppy play in the fourth quarter when the young players tire and begin to lose their concentration, which may lead to injury. Although two-way players don't always run out of steam at the end of a game, an opponent that doesn't need to use two-way players may have an advantage.

## *Making the Most of the High School Game*

The first thing that parents and young men should realize about high school football is that players experience many ups and downs. You win a game against your rival and nothing feels better. Then the next week, you may lose and feel down and depressed. But you have to bounce back. Football teaches you to be humble about success because when games go badly, you have to work hard to battle back.

Losing a football game isn't unlike some experiences that you go through in other aspects of life. You have to learn to deal not only with success but also with failure. I think that football is a great teacher of those lessons — more so than any other sport. Unlike high school baseball and basketball teams that play multiple games every week, in football you play only one game, which heightens each game's importance. You focus all week on one game, and if you lose, the pain may linger for days before you get an opportunity to redeem yourself in the next one.

This section gives some tips to help players, coaches, and parents keep the game in the proper perspective and enjoy football to the fullest.

## Players

If you're interested in playing high school football, go to the school's main office and ask where and how you sign up. The employees in the main office can send you in the direction of the athletic director's or head football coach's office.



As a player, you need to adhere to the team rules and most likely get involved in a weight-lifting program. Most schools have programs that are monitored by a coach or teacher. In most parts of the country, football players have a few weeks in the spring in which they work out without equipment. To make the team, you must take advantage of these training opportunities. Coaches like to see athletes working year-round and attending every practice. If your coach recommends that you attend a football camp, ask your parents for permission and find a way to earn the money to pay your way.



You play football (or any sport, for that matter) to have fun. It should be a worthwhile experience, not drudgery. But, if you possess special athletic ability and your goal is an athletic scholarship, remain focused and work as hard as you can. Good things come from hard work.

## Coaches

Coaching is a demanding career. High schools are having more and more trouble finding quality coaches because coaching is a time-consuming, low-paying profession. High school head coaches are usually also teachers, and teachers aren't paid well. More and more young college graduates are deciding that the long hours and relatively small financial rewards of teaching and coaching don't make up for the lost time with family and friends.

A high school coach has to make a lot of personal sacrifices, especially if he's married and has a family of his own. As his children grow up, he misses out on their activities because of his commitment to his job, especially if he wants to have a winning team. And if he wants to make a career out of coaching, having a winning record is imperative to advancing from high school to college or wherever the better positions are.

But, regardless of the financial rewards (or lack thereof), a high school football coach's chief reward is the personal satisfaction of working with young people and watching them grow. And that satisfaction is so meaningful to many high school coaches that they would gladly work for minimum wage rather than give up coaching.



If you coach high school football, make a point of recruiting other teachers. Get them on your side so that they understand what your values are and how hard your athletes are working. Every week, invite one or two teachers to the pregame meal, and ask them to ride on the bus to away games. Doing so will make them feel like a part of your program. You must educate them about the game and about what's happening with your team. If they know how much time the kids and coaches spend practicing and working at football, and if they're aware of the discipline that you're teaching, they may view your program more favorably. Remember, you're a teacher, too, not just some jock.

The other benefit of building a good relationship with other teachers is that you need to know when players are failing classes. You need to do grade checks every four to six weeks — some schools don't allow students to play sports if they're flunking one or more classes. Developing a good relationship with the other faculty members helps everybody.

## Parents

I think that most fathers expect their sons go out for football because they played the sport in high school. Often, football is a family tradition. The grandfather played, the father played, and the uncles and cousins played, so a boy grows up wanting to emulate his relatives, particularly his father. Kids quickly learn how tough playing football is. Going to football practice is like going to boot camp. It's much different than practicing baseball, where you play catch and run around and have fun, or basketball, where you're mostly playing the sport all the time. With football, you spend a great deal of practice time working on conditioning, as well as hitting — and two to three hours of practice a day is hardly fun.



This is where parents can have some influence. When your child starts asking you why he should bust his butt for three hours a day and have people hit him and yell at him when he can stay home and play video games, you must step in. But what do you say? I believe that you should preach the benefits of teamwork and of not quitting something you start. Remind your child how much pride he'll feel in being successful at such a difficult sport.

Here are some other tips for parents:

- ✓ A football player has to make a lot of sacrifices, so try to give your son some slack with chores; he has made a huge commitment to the team.
- ✓ Encourage your son to have a good work ethic and to study hard and maintain good grades.
- ✓ If your son has the talent to earn an athletic scholarship, consider sending him to summer football camps during his high school career. Many colleges and universities offer these types of camps.

## *Making the Jump from High School to College or Pro Football*

High school players have many opportunities to play college football and receive financial assistance. In fact, if you include the smaller division schools, I think that more colleges and universities are giving scholarships to play football today than 35 years ago. Just as many schools are recruiting high school players, and the entire recruitment process has really advanced.

Thirty-five years ago, the University of Southern California (USC) could give as many football scholarships as it wanted. Now, all Division I schools are restricted to 85. Although not as many players have the opportunity to earn football scholarships at big-time schools like USC and Notre Dame as in the past, other colleges are picking up the slack. Colleges like Boise State and Montana go to small suburbs in California to find good players. Good athletes don't get overlooked anymore. Colleges find them.



If you believe that your son has the ability to play college football, meet with the school's guidance counselor when he's a freshman and find out what course work is required by colleges that your son may be interested in. Doing so is a must to ensure that he's eligible to play at the college level when he graduates from high school.



Remember that you go to school to receive an education. Of the thousands of young men who play college football, only 224 are drafted by the NFL each year. Because college players have only a 1 percent chance of having a professional football career, education should be the number-one priority.

Parents and coaches need to prepare young athletes for the realities of college by stressing the importance of academics and keeping track of athletes' academic records. To find out about the eligibility requirements for your son, check with your high school guidance counselor or the NCAA Initial-Eligibility Clearinghouse (you can write to them at P.O. Box 4043, Iowa City, IA 52243-4043; call 877-262-1492; or visit their Web site at [www.ncaaclearinghouse.net/NCAA/common/index.html](http://www.ncaaclearinghouse.net/NCAA/common/index.html)). And start your research in his junior year if you believe that he has the ability to play college football.

## Chapter 16

# College Football

---

### *In This Chapter*

- ▶ Taking a look at the NCAA and what it does
  - ▶ Understanding why there are so many conferences
  - ▶ Examining the Bowl Championship Series and how it works
  - ▶ Recruiting and underclassmen
  - ▶ Coaches, they are a-changin’
  - ▶ Getting the basics on all-star games
- 

**E**ven though the National Football League is made up of pros, don’t let that fool you: The NFL’s rules, traditions, and growth were nurtured by college football. In fact, the sport itself began on the collegiate level. The first college football game was played in 1869 between Princeton and Rutgers, and it took professional football almost a century to match America’s love affair with college football.

Although the NFL and college football attract many of the same fans today, some of the rules are different, and the levels of competition are different (four separate divisions exist in college — I explain them in the section “Big, Medium, and Small,” later in this chapter). In this chapter, I discuss the differences between the college and professional game, the powerful impact of college coaches, and the recruiting process.

## *Why People Love College Football*

Fans are passionate about college football because of its local and regional flavor, and also because it’s built on more than a century of tradition. A fan doesn’t have to be an alumnus of a particular college to become a serious fan, either. For example, if you’re raised in Ohio and your mother or father is passionate about football, you’ll probably hear about Woody Hayes (a legendary coach) and root for Ohio State.

In every pocket of America, fans are loyal to their state universities, both big and small, and when two state schools collide, a rivalry emerges and fans go wild (see Figure 16-1 to see what I mean). Ohio State's major rival is the University of Michigan; in Alabama, nothing is bigger than the matchup between the University of Alabama and Auburn, the state's other college football team; and in Florida, life stops for three-plus hours when Florida State and the University of Florida play. (Chapter 25 describes ten of the most intense college football rivalries.)



**Figure 16-1:**  
These  
Boston  
College fans  
obviously  
love  
football.

Photo credit: © Tomasso DeRosa/Corbis

Another primary appeal of college football is its young, amateur players. Even in major college football, you see smaller-sized athletes performing at a high level, who aren't big enough, strong enough, or fast enough to play in the NFL. And the style of the college game generally isn't as structured as the NFL game. College teams are more open about their approach to the game; coaches will try anything new if they think it will work. They use offenses and defenses that NFL teams would never consider, such as the *wishbone*, which features three running backs and emphasizes the run by using a ball-handling running quarterback. Because not every college team is stacked with great players at every position, superior coaching decides a lot of outcomes because offensive and defensive game plans can exploit specific weaknesses.

Plus, the college game offers pageantry — the tailgate parties, the marching bands, and the Friday night pep rallies. In many cases, a college campus



mushrooms to more than twice its normal size on a Saturday afternoon as thousands of adult fans join students at the game. Major college sights and sounds include

- ✔ **The Notre Dame Victory March** (“**Cheer, cheer for old Notre Dame . . .**”): This school song is said to be the fourth most famous song in the United States, finishing right behind the national anthem, “God Bless America,” and “White Christmas.”
- ✔ **The Stanford and Yale bands:** These bands are known for their zaniness, wacky attire, and willingness to attempt any outlandish halftime show imaginable.
- ✔ **The Trojan Horse:** The symbol of Southern California (USC) football is the Trojan Horse — a white horse with a man dressed like a Trojan warrior riding him. The horse’s name is Traveller.
- ✔ **Dotting the *i* in Ohio State:** The Buckeye band ends every home pregame performance by spelling out *Ohio* on the field, with the sousaphone player completing the spelling by running to dot the *i*.
- ✔ **Mascots:** Mascots are huge in college ball. Some of the best include the Falcons at the Air Force Academy, which fly at halftime; the real-life Buffalo at Colorado; the ugly-faced bulldog at Georgia; and the little Irish leprechaun at Notre Dame.
- ✔ **Atmosphere:** Atmosphere is what a college football game is all about. Here are some fan favorites: Any night game at LSU; the Florida-Georgia game, usually played in Jacksonville; Ohio State versus Michigan before 110,000 in Ann Arbor; Florida-Florida State and Notre Dame-USC anywhere; and any home game at Tennessee.
- ✔ **Battle of the bands:** The Grambling-Southern University game offers the finest strutting, dancing, and rhythm halftime show in college football.



## Rule differences between college and NFL football

If you watch a lot of NFL games, you should know that pro and college rules differ in three important areas:

- ✔ In college football, the hash marks are 10'9" closer to the sidelines than in the pros.
- ✔ In college football, a receiver is ruled in-bounds when he has possession of the ball and has one foot in-bounds. In the NFL, the receiver must have both feet in-bounds.
- ✔ In the NFL, any offensive player in possession of the ball — whether a running back, a quarterback, or a kick returner — can fall down, get back on his feet, and continue running if he isn’t touched by a defensive player. A college player is considered down whenever one knee touches the ground, whether or not another player has touched him. Consequently, you’d better not slip in college football.

## Big, Medium, and Small

The *National Collegiate Athletic Association* (NCAA) is the governing body of college athletics. Although it oversees every sport and both men's and women's teams, the NCAA got its start as a governing body for college football. In 1905, representatives of 13 colleges got together to establish playing rules, and in 1906, 49 schools joined the original 13 to form the precursor of the NCAA: the *Intercollegiate Athletic Association of the United States*, or IAAUS. The IAAUS became the NCAA in 1910.

The NCAA reports that more than 650 member colleges fielded football teams during the 2006 season. These colleges are divided into divisions that are based on enrollment, financial commitment, and the competitive level of the conference to which they belong. The NCAA doesn't want big-time Division I-A powers like Nebraska and Penn State playing small schools like Union College and Wabash. It wants a level playing field, which means a more competitive game.

Consequently, the 650+ colleges are divided into Division I-A, Division I-AA, Division II, and Division III programs, as shown in Table 16-1.

**Table 16-1 Schools and Conferences in Each Division, 2006 Football Season**

<i>Division</i>	<i>Number of Schools</i>	<i>Number of Conferences</i>
I-A	128	11
I-AA	143	14
II	149	14
III	234	26



In 2004, the NCAA passed rules that made it difficult for teams to move to higher divisions. To move up to Division I-A, a team must offer an average of 76.5 football scholarships, field at least 16 varsity sports teams, average 15,000 in attendance for home football games, and play at least 5 home games against teams in Division I-A.

Hundreds of junior colleges (two-year programs) also have football teams, as do *National Association of Intercollegiate Athletics* (NAIA) schools, a group of smaller four-year colleges not associated with the NCAA. Unable to qualify academically to receive a four-year scholarship to a four-year college, many athletes attend junior colleges, particularly in California, hoping to land a scholarship to a four-year school. O.J. Simpson, one of the finest running

backs of all time, played junior college football at City College of San Francisco before attending the University of Southern California. Many of the NAIA teams are based in Kansas, North and South Dakota, Pennsylvania, Ohio, Nebraska, and Oregon.

## *Big-time schools*

Although 128 colleges and universities played Division I-A football in 2006, less than half of them had a realistic chance of finishing in the top ten or being voted the national champion by either the Associated Press poll (which consists of a group of national sportswriters and broadcasters) or the *USA Today*–ESPN Coaches' Poll. These two polls are the most respected college football polls.

Nebraska, Florida, Michigan, Miami, Notre Dame, Florida State, Ohio State, Penn State, North Carolina, LSU, Tennessee, Washington, USC, and UCLA probably have the best college programs in the country. I could name another dozen, but if you want to pick the national champion in any of the next five years, the winner probably will come from among the 25 schools listed in Table 16-2.

<i>College</i>	<i>Number of Players</i>
Miami (FL)	46
Florida State	45
Ohio State	43
Georgia	42
Tennessee	42
LSU	38
Michigan	38
Florida	37
Notre Dame	35
Nebraska	34
Penn State	32

(continued)

---

**Table 16-2 (continued)**

---

<i>College</i>	<i>Number of Players</i>
USC	32
Texas A&M	30
Auburn	29
Wisconsin	29
UCLA	28
Virginia Tech	27
North Carolina	26
Syracuse	26
Virginia	26
California	24
Oklahoma	25
Purdue	24
Iowa	23
Maryland	23
Stanford	23
Texas	23
Washington	23
Arizona State	22
Kansas State	22
Colorado	21
Mississippi	21
South Carolina	21
Alabama	20
Boston College	20

---



Notre Dame, a Roman Catholic university of about 11,000 students in South Bend, Indiana, historically has been the most recognized college football power. It began its rise in the 1920s and has maintained a lofty hold on the college scene ever since. Notre Dame's support is nationwide — it recruits high school players from virtually every state — and all of its games are televised nationally. The term *subway alumni* is used to describe the many fans who support Notre Dame football. These fans act very much like they attended or even graduated from the school.

The reputations of big-time schools help with recruiting because many of the best high school players want to play for a school where they have a chance to compete for a national championship, possibly prepare for the NFL, and also receive a good education. Every one of the schools mentioned earlier in this section adheres to those criteria. And because of television, California boys may consider playing for faraway schools like Notre Dame, Michigan, or Nebraska.

## *Small college powers*

Although small schools may not achieve national prominence, they certainly play tough football. Some of the winningest teams and coaches aren't giants like Florida and Nebraska but are smaller colleges, such as the following:

✔ **Mount Union College:** Just 18 miles east of the Pro Football Hall of Fame is the small Ohio town of Alliance, which is the home of Division III powerhouse Mount Union College, the winningest college football program since 1990. In 2006, Mount Union won its eighth Division III Football National Championship in the previous eleven years with a 35-16 victory over University of Wisconsin-Whitewater in the Stagg Bowl.

The Purple Raiders play before capacity crowds in a stadium that holds 5,450 people, over twice the school's enrollment. Head coach Larry Kehres doesn't believe in cutting players who want to participate — a choice he can make because the team doesn't give out athletic scholarships. This choice forces the team to dress as many as 170 players for home games.

✔ **Grambling State University:** In 1998, former Washington Redskins Super Bowl MVP quarterback Doug Williams replaced retiring Grambling State University coach Eddie Robinson, who won more games (408) than any other college coach. Among predominantly black colleges, Grambling has been the best producer of NFL players, sending more than 100 to the pros. Robinson, who coached 55 seasons at Grambling, was inducted into the College Football Hall of Fame in 1998.

Remember, too, that two of the greatest players of all time, Walter Payton and Jerry Rice, were small-college players. Payton starred at Jackson State in Mississippi, and Rice, another first-round draft choice, played at Mississippi Valley State in Itta Bena, Mississippi. Bigger doesn't always mean better!

## College Conferences

Usually early in the season, college football teams play most of their games against schools in their own conferences and geographic regions. But, some *intersectional games* are also played. These types of games are generally match up teams from two major programs from two different conferences and geographic regions. However, the shapes of conferences are changing all the time (and ignoring geographic areas) as colleges search for schools that are compatible athletically.

Some conferences, such as the Ivy League, formed because the colleges in the conference have a shared focus on academic excellence and don't award athletic scholarships. Harvard, Yale, Dartmouth, Brown, Columbia, Cornell, Penn, and Princeton are in the Ivy League. These schools — particularly Harvard, Princeton, Columbia, and Yale — helped spawn football in America. They all have fielded teams for more than 100 years, and their students and coaches created many of the rules and styles of play. The Ivy League competes in Division I-AA rather than Division I-A, and its teams still attract many good football players. Their student-athletes simply have goals other than reaching the NFL.



The best-known Division I-A conferences are the Big Ten, Pac-10, SEC (Southeastern Conference), ACC (Atlantic Coast Conference), Big 12 (a merger of the Big Eight and the Southwest Conference), and the Big East. These conferences supply over 60 percent of the players on NFL rosters.

Here's the lowdown on these well-known football conferences:

- ✓ **Big Ten Conference:** The Big Ten is located mostly in the Midwest and actually has 11 members: Illinois, Indiana, Iowa, Michigan, Michigan State, Minnesota, Northwestern, Ohio State, Penn State, Purdue, and Wisconsin.
- ✓ **Pac-10 Conference:** The Pac-10 is located in the western states and has ten members: Arizona, Arizona State, Oregon, Oregon State, Stanford, UCLA, USC, University of California at Berkeley, Washington, and Washington State.

- ✔ **Southeastern Conference:** The members of the Southeastern Conference, also known as the SEC, are situated mostly in the southeastern states. The conference is divided into East and West divisions: Florida, Georgia, Kentucky, South Carolina, Tennessee, and Vanderbilt are in the East; and Alabama, Arkansas, Auburn, LSU, Mississippi (Ole Miss), and Mississippi State are in the West.
- ✔ **Atlantic Coast Conference:** The Atlantic Coast Conference (ACC) schools are mostly in the Carolinas and along the East Coast. They include Boston College, Clemson, Duke, Florida State, Georgia Tech, Maryland, Miami, North Carolina, North Carolina State, Virginia, Virginia Tech, and Wake Forest.
- ✔ **Big 12 Conference:** The Big 12, the merger of the old Big Eight schools and some of the Southwest Conference (which produced some of the great teams in the 1960s and 1970s), is divided into North and South divisions. The North includes Colorado, Iowa State, Kansas, Kansas State, Missouri, and Nebraska; and the South includes Baylor, Oklahoma, Oklahoma State, Texas, Texas A&M, and Texas Tech.
- ✔ **Big East Conference:** The Big East, like the ACC, has long been known as a basketball conference. But it includes these highly rated top football programs: Pittsburgh, Rutgers, Syracuse, Temple, and West Virginia.

Other conferences that you may have heard of are the Mid-American Conference, which includes schools like Bowling Green and Toledo; the Mountain West Conference, which features Air Force, BYU (Brigham Young University), Colorado State, and Utah; and Conference USA, led by Marshal, Rice, and Southern Methodist (SMU). Navy and Notre Dame head the surviving group of football independents. These schools don't have any trouble scheduling games because of their excellent football heritage. Plus, Notre Dame is the only football power with its own network television contract.

Some of these conferences, such as the ACC, have realigned in recent years in order to create a more balanced football league, as well as to assist the growth of women's sports. Colleges are focusing more on geographic areas and similar student-athlete goals as they shift conferences around.

Although it isn't a national championship, winning a conference championship is a major accomplishment and assists in postseason honors and invitations to bowl games (in Division I-A) or playoff games (in the other divisions).



## *The Bowl Championship Series*

Prior to the 1998 season, determining which NCAA Division 1-A football team was the best in the nation was usually a matter of debate. Teams squared off in different bowl games — the Rose Bowl, Fiesta Bowl, Orange Bowl, and Cotton Bowl, among others — and when the smoke cleared, no definitive national champion usually emerged because the two teams considered the best in the nation rarely got the opportunity to play each other in a bowl game.

College basketball has a national tournament — “March Madness” — in which 65 schools receive automatic berths via league championships or at-large invitations. College baseball also has its College World Series, a national tournament to determine which collegiate baseball team deserves the first-place ranking. Until the 1998 season, college football fans had to be content to debate which football team deserved to be called the best in the nation. Different polls — for example, the Associated Press Poll and the *USAToday*–ESPN Coaches’ Poll — were often at odds with one another on the issue.

Finally, starting in 1998, the six major conferences — ACC, Big East, Big Ten, Big 12, Pac-10, and SEC — instituted the Bowl Championship Series, or BCS, which is a playoff system that attempts to determine the nation’s number one football team. The following sections give you a closer look at this system.

### *The basics of the system*

Under the BCS playoff system, ten teams play in five bowl games, with the top two teams playing in the BCS National Championship Game. Here are the five bowl games:

- ✔ **The Fiesta Bowl**, played in Glendale, Arizona, at Glendale Stadium
- ✔ **The Sugar Bowl**, played in New Orleans, Louisiana, at the Superdome
- ✔ **The Orange Bowl**, played in Miami, Florida, at Dolphins Stadium
- ✔ **The Rose Bowl**, played in Pasadena, California, at the Rose Bowl
- ✔ **The BCS National Championship Game**, played at one of the previous four bowl sites (rotating each year)

The 2006 BCS National Championship Game was played in Arizona at the Fiesta Bowl site, where Florida soundly defeated Ohio State by a score of 41 to 14.



## How the BCS teams are selected

Because football teams don't have the luxury of being able to play several times a week, the administrators of the BCS had to come up with a formula for selecting teams for the BCS bowl games and the BCS Championship Game without relying on a tournament to decide who the teams should be.



The system works like this:

- 1. The administrators determine which teams are eligible by using certain guidelines, including the following:**
  - The champions of the six major conferences — ACC, Big East, Big Ten, Big 12, Pac-10, and SEC — automatically qualify for six of the ten *berths* (spots) in the five major bowls: Rose, Sugar, Orange, Fiesta, and BCS National Championship.
  - Any Division I-A independent team (such as Notre Dame) is eligible.
  - Any champion of the Mountain West Conference, Mid-American Conference, Sun Belt Conference, or Western Athletic Conference is eligible if it's ranked among the top 16 teams in the final BCS standings or ranked higher than the champion of one of the conferences that receives an annual automatic berth to a BCS bowl.
- 2. Among the teams that qualify, administrators use a statistical rating system to select the two teams that play in the national championship game.**

Under the rating system, the two teams with the lowest number of points qualify for the title game. Points are determined with the following components:

- **Polls (25 percent):** The ranking of each team in the Harris Interactive College Football Poll and the *USA Today*–ESPN Coaches' Poll are added and divided by two. For example, a team ranked number one in one poll and number 4 in another poll receives 2.5 points.
- **Computer rankings (25 percent):** The average of the team's rankings in these six computer polls: Jeff Sagarin, Anderson & Hester, Richard Billingsley, Dr. Peter Wolfe, Kenneth Massey, and Colley Matrix.
- **Strength of schedule (25 percent):** This component takes into account the win-loss record of a team's opponents *and* the records of the opposition's opponents. The opponent's record is two-thirds of the mark, and the opposition's opponents comprise the other third. The national strength of schedule placing, once determined, is then divided by 25.

- **Team record (25 percent):** Each loss counts as one point.
- **Quality win component (bonus points):** This component rewards teams that defeat opponents ranked in the top 10 of the current week's standings. Teams get  $-1.0$  point for defeating the top ranked team down to a low of  $-0.1$  for defeating the 10th-ranked BCS team.



Conferences with automatic berths are subject to review and can lose their automatic selection if the conference champion doesn't have an average ranking of 12 or higher over a four-year period. (Check out [www.bcsfootball.org](http://www.bcsfootball.org) for more information on the BCS system.)

## *The controversy surrounding the BCS*

College football being what it is, the BCS system is a subject of controversy. Almost every year since its inception, some fans have argued that the BCS National Championship Game hasn't paired the two best teams in college football. In 2006, for example, Florida drubbed undefeated Ohio State, which led many to believe that the system was faulty for allowing Ohio State in the championship game. On the other hand, the previous year's championship game, which paired number one USC against number two Texas (both of which were undefeated), was a nail biter. Texas prevailed in the final minute in a come-from-behind victory.

So, it looks like the question of who's the best college football team in the nation will always be a subject of debate. Is that a bad thing? Maybe not. After watching the games themselves, arguing the merits of one team against another is half the fun of being a football fan.

## *Recent Trends in College Football*

As the popularity of football has grown, some disturbing trends have emerged in college football. Hundreds of players view college football as simply a stepping-stone to the NFL. They're interested in playing — not studying. This trend puts even more pressure to win on the top 20 to 30 college football programs.

Coaches are having a more difficult time exerting their authoritarian measures, which never would have been questioned 20 years ago. Many of these men are giving up coaching, either retiring or finding easier work elsewhere. And players are looking for positions (other than quarterback and running back) that may generate a huge NFL paycheck. I discuss some of these trends in the following sections.

## *Underclassmen are dropping out of school*

Aside from the Bowl Championship Series, the biggest change in college football has been in the number of underclassmen leaving school early to enlist in the NFL. The NFL opened its doors to juniors in 1989, when Barry Sanders threatened to test the legality of prohibiting underclassmen from turning pro.

Because of the National Basketball Association's decision to accept undergraduates, the NFL believed that its legal position against admitting juniors was indefensible. Rather than prepare for a legal fight, the NFL let Sanders enter the league. And Sanders, a Heisman Trophy winner at Oklahoma State, proved that he belonged in the NFL by rushing for 1,470 yards and 14 touchdowns in his rookie season. (See the section "The Heisman and Other Trophies" for more information about this coveted award.) Sanders went on to be inducted into the Pro Football Hall of Fame in 2004.

In 2006, 47 players opted to forgo their college careers and depart early. The schools hurt most by players leaving early have been Ohio State, Florida State, and Southern California (USC). However, the people who have been hurt the most have been the underclassmen who never should have considered the move. Although some underclassmen have had success in the NFL, many were unable to make it big. Underclassmen quarterbacks Andre Ware (Houston) and Todd Marinovich (USC) serve as prime examples of first-round draft choices who failed in the NFL. Both players should have stayed in school.

The NFL has installed a college relations committee that deals directly with colleges and tells prospective players what round they can expect to be drafted in, before they officially declare for the draft. The NFL also maintains that it would go to court rather than allow college sophomores to enter its college draft. Uneasiness still exists between NFL scouts and college coaches regarding access to college practices and players. But probably a greater fear among college coaches is reserved for football agents, who often work college campuses illegally in search of talent. There are said to be more agents than there are players in the NFL.



To combat the loss of underclassmen, colleges have opted to play freshmen, but this can place an academic strain on these first-year students. Colleges, though, still have the luxury of issuing a *redshirt* season, in which a player doesn't play but maintains his scholarship funds. The redshirt policy gives some athletes five years in which to graduate and four years in which to play. During a redshirt year, a player has time to rehabilitate from an injury, improve his academic standing, or gain a year of maturity.

## *Cornerbacks are the new stars on the horizon*

Quarterback and running back have always been the glamour positions in football, but in the 1990s, a serious trend toward star-quality cornerbacks has emerged. Former Florida State star Deion Sanders is considered the player who sparked this trend. Whether or not Deion “Prime Time” Sanders is responsible, cornerback has become an impact position and the position of choice for many players.

In 1997, Michigan’s Charles Woodson became the first full-time defensive player to win the Heisman Trophy (see the section “The Heisman and Other Trophies” for more information), out-pointing quarterbacks Peyton Manning and Ryan Leaf in the national voting. Woodson’s Heisman win was seen as confirmation that a cornerback is worth as much as a good running back or a number-one-drafted quarterback. Michigan used Woodson on offense and special teams at times, which helped his candidacy. But when the 1998 NFL draft came along, Manning and Leaf were selected first and second, while Woodson was the fourth overall selection, drafted by the Oakland Raiders. In the 2006 draft, 7 of the first 32 players chosen were safeties or cornerbacks.

## *Scholarship caps are causing changes at the top*

Another notable trend in college football has been the entry of new names in the Top 25 polls. Parity, enhanced by the rollback of scholarships to a maximum of 85 per season, has spread the talent around the nation and has been an integral part of several teams’ fortunes. In the early 1980s, the NCAA permitted member schools to award as many as 105 full-tuition scholarships. That total first dipped to 95, and the present figure is 85. And no school can award more than 25 athletic scholarships in a given year.



Although 20 may not seem like a huge number of scholarships to lose, it has prevented big-time schools from stockpiling talent like they did in the past, and it places a higher premium on not making a mistake with any student-athlete. If a prospective player doesn’t perform to the playing standards the college coaches predicted, his college has no recourse but to keep him on scholarship and hope that he develops eventually.

Because of these scholarship reductions, schools that were perennial losers have emerged as nouveau powers. Kansas State, once a doormat in the Big Eight, has become a consistent Top-10 team. Northwestern won the 1995 Big Ten title and went on to the Rose Bowl. Virginia Tech recruited Michael Vick and reached the 1999 national title game.



## College football firsts

Here are some firsts in college football:

- ✓ White lines are placed on the field at 5-yard intervals in 1882. As a result of the pattern, the playing field is called a *gridiron*.
- ✓ A game is played on the West Coast between the University of California Berkeley and Stanford in 1892.
- ✓ *Collier's* magazine publishes the first All-American team in 1898. *Collier's* remains the official selection holder of teams through 1924.
- ✓ The length of the football field is reduced from 110 yards to today's standard of 100 yards in 1912.
- ✓ The University of Wisconsin erects an electronic scoreboard in 1926, and it is used in a game against Iowa.
- ✓ Although a Fordham practice was shown in the preceding year, the game between Maryland and the University of Pennsylvania on October 5, 1940, is television's first game. Saturday afternoon telecasts emerge nationwide in the 1951 season.

## *Recruiting is becoming more competitive*

The wars between colleges to sign the best high school talent have intensified as a result of the reduced number of scholarships that schools can give out, which has made stockpiling all the top players impossible. An uneven science at best, a team's future can now swing on the strength of two or three top recruits.

Recruiting has spawned its own industry as a result. Many major newspapers have reporters who cover football (and basketball) recruiting on a full-time basis. Three services and publications keep tabs on the pulse of recruiting and are respected for their insight and coverage: The Chicago-based *National Prep Football Report*, California-based *SuperPrep* (published by Allan Wallace), and the *National Recruiting Advisor*.

## *The college game is turning into more of a business*

The NCAA spends a lot of time investigating colleges and universities, attempting to verify that student-athletes who are receiving scholarships for room, board, and tuition aren't being paid or receiving gifts from influential alumni or booster clubs. The NCAA spends millions of dollars monitoring

member schools. And the NCAA can place member schools on probation, forbidding them to appear on television or to compete for a conference championship because of recruiting violations and illegal payments and eligibility standards.



Penalties can cause tremendous financial harm to college and university athletic departments because revenue from big-time college football generally funds other athletic programs within the school. Severe penalties can result in the forfeiture of scholarship awards, lost television revenue, and the ultimate deterrent, the so-called “death penalty.” When slapped with this penalty, a school can’t compete in football and is forbidden to award scholarships. Southern Methodist University (SMU) in Dallas, Texas, was given the death penalty in the 1980s for illegal recruiting practices, including giving financial gifts (from cash to cars) to potential recruits. Although football has returned to SMU, the caliber of the team hasn’t equaled its illustrious past.

Some administrators, coaches, and players view the NCAA as an entity of do-gooders, crusading against athletic programs that it views are outside the mainstream of American life. College athletes are supposed to be amateurs, but that’s difficult to comprehend sometimes when they play before as many as 100,000 paying customers or before a national television audience. Also, some college coaches are being paid salaries that are comparable to those of NFL head coaches. Oklahoma’s Bob Stoops and Texas’s Mack Brown earn close to \$3 million a year.

## *Those Father Figures: College Coaches*

Unlike the current NFL, college football has had a history of long-term associations with head coaches. A team’s coach and his beliefs are more well-known than its star quarterback. A school’s identity is forged through its coach; he’s the star of the show.

Although some coaching crossover does occur between the professional leagues and the college system, many talented and respected coaches prefer the college game where they often can have two consecutive .500 seasons without being squeezed out by the alumni or college president. This atmosphere exists at 75 percent of the colleges. Now, at Michigan, Notre Dame, USC, Texas, and Alabama — colleges that are used to competing for a national championship and have been football powers for decades — the atmosphere is more like the NFL, with constant national attention and media scrutiny.

With the recent retirement of old stalwarts Hayden Fry of Iowa, LaVell Edwards of BYU, and Eddie Robinson (who won 408 games in 55 seasons) of Grambling State University, only Florida State’s Bobby Bowden and Penn

State's Joe Paterno remain as the grand old men of the college game. Paterno, known as "Joe Pa," is 363-121-3 in 41 seasons at Penn State after the 2006 season. He's one of only five coaches to reach the 300-win mark in Division I-A college football. The others are Paul "Bear" Bryant (323), Pop Warner (319), Amos Alonzo Stagg (314), and Bobby Bowden (304).

## *The Heisman and Other Trophies*

The Heisman Trophy is awarded annually to America's most outstanding college football player. The trophy is named in honor of John W. Heisman, a legendary football coach, who was a member of the Downtown Athletic Club in New York City. The first Heisman was given to halfback Jay Berwanger of the University of Chicago in 1935. Over the years, the award has traditionally gone to running backs and quarterbacks and some wide receivers. The three exceptions were Larry Kelley of Yale in 1936 and Leon Hart of Notre Dame in 1949 who were both two-way (offense and defense) players at end, and Charles Woodson — a cornerback from Michigan — who in 1997 became the first full-time defensive player to ever win. Woodson also returned kicks and occasionally played wide receiver on offense.



### **Remembering my college days**

I went to Villanova on a football scholarship, and we never played on television. Our home stadium's capacity was around 7,000. We took buses to a lot of our games and stayed three to a room at motor lodges with two beds a lot of the time. We didn't have all the fancy training facilities that a Nebraska, Penn State, or Florida team has. No film rooms or big weightlifting rooms. I was just happy to have hot water for my shower.

But we played some big games at Villanova. We played Boston College twice, and Clemson was in the top ten when we faced them. The Boston College game was a big game for me because I was from Boston and was supposed to play for them. I always had some animosity for that game because the day after I had originally signed with Boston College, the head coach told me I was going to play offensive guard. I didn't

want to play that position. That's how I ended up at Villanova, playing defense.

When we played Clemson, they had something like seven first-round draft choices on their roster, and they beat us 30-0 with their third team. Clemson had the Bostic brothers (Jeff and Joe) playing center and guard, and they simply wore me out. They didn't beat me with athletic ability; they just knew a whole lot more about playing than I did. But I got my revenge in the Super Bowl, playing against Jeff, who was with the Washington Redskins. And our previous matchup definitely was on my mind.

College football has become much bigger since I played — more television, more money, and more exposure. Villanova, though, hasn't changed much. It's still a small college program.

More than 900 people vote every year for the Heisman, which is announced in mid-December. The former winners and 865 college football broadcasters and sportswriters cast votes. To vie for the award, a player's college sports information department wages what is tantamount to a political campaign, producing tons of brochures, handbooks, and campaign literature on its star player. The campaign for the next year's Heisman winner actually begins during spring practice prior to the start of the football season.

Besides the Heisman, college football has other prestigious awards, including the following:

- ✔ **The Outland Trophy:** This trophy has been awarded since 1946 to the nation's top interior lineman. Some notable recipients include Alex Karras, Orlando Pace, and Ron Yary.
- ✔ **The Maxwell Award:** Two years younger than the Heisman, the Maxwell Award, which began in 1937, also goes to the top college player of the year. Often, the Maxwell and the Heisman don't agree.
- ✔ **The Lombardi Award:** This award is given to the nation's top lineman. Recipients include Cornelius Bennett, Orlando Pace (a two-time winner), and Terrell Suggs.
- ✔ **The Davey O'Brien Award:** This award is given to the best quarterback. For example, Steve Young, Peyton Manning, and Vince Young have all received the Davey O'Brien Award.



## My invite to the Blue-Gray All-Star game

I was fortunate to receive an invitation to the Blue-Gray All-Star game in Montgomery, Alabama. I think that another player canceled out, and I got in, sort of as a novelty. I don't think that I projected very high in the NFL draft, maybe a tenth-round pick, until I played in this all-star game.

The week of practice and the game itself helped me a lot. It gave me the opportunity to compete with the top college prospects in America; something I couldn't do every weekend at a smaller school like Villanova, a Division I-AA school. Every NFL team had scouts at this game; very few came to my Villanova games. I ended up playing well against a guy from Texas A&M who was considered to be a high draft choice, a first- or second-round pick. Jimmy Johnson,

whom I ended up working with at FOX, coached me in the game. During the game, I blocked a punt and scored a touchdown, and my team won.

I had the opportunity to run for a lot of pro scouts at that game. I was running 4.7s and 4.8s and doing all their little eraser drills where you run 10 yards, pick up an eraser, drop it in a basket, and do it again. Run 20 yards, and pick it up. . . . I was really good at those drills. My vertical jump was good. I had all the intangibles, but I wasn't a good football player. So someone had to take a chance, and the Raiders did, drafting me in the second round. All-star games give a lot of unknown players like me a chance to prove that they belong at the next level.



## *All-American and Other All-Star Teams*

The Associated Press All-America team is the most prestigious All-America team, followed by the Walter Camp All-America team. The American Football Coaches' All-America Team, which is selected by the coaches for all NCAA divisions and the NAIA (National Association of Intercollegiate Athletics), is also considered a highly accurate gauge of the best college talent.

These teams are *all-star teams* that honor the best players at their respective positions on a national scale. The Associated Press lists first-, second-, and third-team All-Americans. The selections are subjective. Often, coaches and football writers vote for players they know personally. Voters have their favorites and also their prejudices. Consequently, some deserving players may be ignored or fail to receive the recognition they deserve. In many ways, it is a popularity contest.

Because many of these all-star teams include players who are flunking classes and who have no intention of ever graduating, Academic All-America teams have emerged to recognize student-athletes who have had great careers and been successful in the classroom.

The Blue-Gray game is one of four major all-star games in which college seniors perform and are studied and watched by NFL scouts, coaches, and general managers. The college kids spend a week practicing before the week-end game. The other college all-star games are the Senior Bowl in Mobile, Alabama; the East-West Shrine Game in Palo Alto, California; and the Hula Bowl in Hawaii. These games are important for those players who are from smaller schools and who aren't well-known (see the sidebar "My invite to the Blue-Gray All-Star game" to see how an all-star game improved my chances for NFL success).



## Chapter 17

# The NFL and Other Professional Football

---

### *In This Chapter*

- ▶ Knowing how the NFL got its start
  - ▶ Checking out the NFL's schedule
  - ▶ Deciphering player designations
  - ▶ Understanding the college draft and the salary cap
  - ▶ Looking at how television has brought big business to the NFL
  - ▶ Taking a brief look at the CFL, NFL Europa, and Arena football
- 

**T**he National Football League (NFL) is the pinnacle of football — it's the ultimate high and the purest acceptance of anyone's ability as a football player or coach.



When I was a young player in the NFL, I thought that I would always enjoy team success. I thought that my team, the Los Angeles (now Oakland) Raiders, would go to the Super Bowl every year because we had so much talent. But so many intangibles are involved in reaching that game — things that you can't control, such as injuries, complacency, and the loss of talent to free agency. Looking back on my playing career, I now understand and appreciate how lucky I was to play in and win one Super Bowl.

Although regular-season games begin in September and end in December (followed by a month of playoffs), the NFL is active year-round. During the off-season, players usually continue to work out to remain in condition. The league also experiences coaching changes, players switching teams via free agency, the drafting of college players, and various organized training sessions called *mini-camps*, which last three to four days. Teams report to training camps in mid-July, where players practice twice a day in preparation for the long season ahead. Preseason games, generally four per team, are played in August, prior to the start of the regular season.

In this chapter, I explain how the NFL works, how teams reach the playoffs, and how the money filters down to the players. I also demystify the salary cap, player movements, practice schedules, and life in general in the greatest league on earth.

## *The Birth of Pro Football*

The first national professional football league was created in 1920 by seven owners/players of what was known as the Ohio League. Before then, pro football was disorganized because it lacked a league-wide constitution and guidelines. Player movement was rampant, with teams routinely bidding on players. The contracts for star players ranged from \$50 to \$250 a game, which was a considerable amount of money for that time. Many college players assumed aliases so that they could earn some of that money by playing on Sunday afternoons with pro teams.

Before 1920, the Ohio League had the strongest professional teams, featuring such legends as the Canton Bulldogs and Olympian Jim Thorpe. The original league, which was called the American Professional Football Association, consisted of 14 teams. After the 1921 season, the league officially changed its name to the National Football League, or NFL. In the first few years of the league, the championship wasn't decided on the field. Instead, it was awarded based on a vote at league meetings.

The league didn't have a playoff system to decide its champion until 1933, and it wasn't until 1936 that every team in the league played the same number of games. In 1933, the NFL divided into a two-division alignment, with the winners of each division meeting for the league championship at the end of the regular season.

In the first 13 years of the NFL, the league lacked franchise stability; numerous teams folded because of a lack of money or fan interest. Nineteen teams lasted only one year, and another 11 managed just two seasons. Only two of today's teams, the Chicago Bears (originally the Decatur Staleys) and the Chicago Cardinals (whose franchise today resides in Phoenix, Arizona) started with the league in 1920. The Green Bay Packers are the third oldest team, joining the league in 1921.

## The AFL Joins the NFL

The American Football League (AFL) started in 1960 with eight teams. The pursuit of the same players by both the AFL and the NFL led to escalating salaries, which was great for the players, but not for the financial welfare of pro football team owners. The NFL wasn't used to this kind of competition over talent. When the AFL, strengthened by its own network television contract, considered signing away many of the NFL's top quarterbacks, it forced the more established NFL to consider peace. A merger of the two leagues was the solution, so the AFL and NFL agreed to merge in 1966 under the umbrella of the NFL. The two leagues held a common draft in 1967 and began interleague play in the 1970 season. The first four Super Bowls were actually between the champions of the NFL and the AFL.

## Dividing the Ranks: The NFL Conferences



Today, the NFL is divided into two conferences: the *American Football Conference* (AFC) and the *National Football Conference* (NFC). Each conference consists of 16 teams and is divided into four divisions — East, West, North, and South — of four teams each. These division titles don't necessarily correspond to geographic parts of the country, though. For example, the St. Louis Rams are in the NFC West, yet St. Louis is smack-dab in the middle of the United States. Here's the breakdown:

- ✓ **The American Football Conference:** Along with six others, this conference includes ten franchises (in bold) that once were part of the old AFL.
  - East Division: **Buffalo Bills, Miami Dolphins, New England Patriots, New York Jets**
  - West Division: **Denver Broncos, Kansas City Chiefs, Oakland Raiders, San Diego Chargers**
  - North Division: Baltimore Ravens, **Cincinnati Bengals**, Cleveland Browns, Pittsburgh Steelers
  - South Division: Indianapolis Colts, Jacksonville Jaguars, Houston Texans, **Tennessee Titans**

- ✔ **The National Football Conference:** Along with 13 others, this conference includes three franchises (in bold) that once formed the original NFL.
  - East Division: Dallas Cowboys, New York Giants, Philadelphia Eagles, Washington Redskins
  - West Division: **Arizona Cardinals**, St. Louis Rams, Seattle Seahawks, San Francisco 49ers
  - North Division: **Chicago Bears**, Detroit Lions, **Green Bay Packers**, Minnesota Vikings
  - South Division: Atlanta Falcons, Carolina Panthers, New Orleans Saints, Tampa Bay Buccaneers

## Getting to Know the Pro Football Schedule

The NFL schedule begins with what's called the *regular season*. In regular-season games, teams compete for the best win-loss records, and those teams with the best records advance to the playoffs. The playoffs, meanwhile, decide who goes on to the Super Bowl. This section looks at the ins and outs of the NFL football schedule.

### *The regular-season games*

As laid out in the annual *NFL Record and Fact Book*, the NFL follows a formula for devising each team's regular-season schedule. Each team plays 16 games in 17 weeks. In the formula, every team's schedule is as follows:

- ✔ Six games, three at home and three away, against the three other teams in the division.
- ✔ Four games against teams from a single division of the other conference; these divisions rotate every four seasons.
- ✔ Four games against teams from a single division of the franchise's own conference; these divisions rotate every three years.
- ✔ Two games against teams within the franchise's own conference, based on the team's finish in the preceding season.

For example, a team that finished second one year plays the three second-place teams in the three divisions of its conference that it is *not* scheduled to play the next year.

## The playoffs

The NFL schedules all those regular-season games — 512 in a typical season — to separate the good teams from the bad. On every level of sports, people want to declare a champion. In the NFL, a total of 12 teams qualify for what amounts to the road to the Super Bowl.



Six teams from each conference qualify for the playoffs, with the four division winners qualifying automatically. These winners are joined by two teams called *wildcard* teams, who qualify based on the win-loss records of the remaining teams in each conference that didn't finish first in their respective divisions. The two division winners with the highest winning percentages host second-round games, skipping the first round of competition. The third and fourth division winners host the wildcard teams in the first round.

The winners of the two wildcard games advance to the second round of contests, called Divisional Playoff games. The lowest-rated wildcard winner plays the division winner with the best record, and the other wildcard winner plays the division winner with the second-best record. Both division winners enjoy *home field advantage*, meaning that they host the games.

For the Conference Championship games (the third round), any surviving division champion automatically hosts the game. If two division winners survive, the team with the better winning percentage hosts the championship game. If the two surviving teams have identical records, home field is based on how the two teams performed in head-to-head competition during the season, and then on who had the best winning percentage in conference games.



In many instances, potential wildcard teams have identical records. When that situation occurs, the NFL has tie-breaking procedures to determine which teams advance to the playoffs. These procedures are extremely complicated; even the league has difficulty sorting out the survivors until the final two weekends of the season. I'll stick with a fairly simple example for this book. If three teams from different divisions finish with 9-7 records and only the two wildcard spots remain, the NFL follows these steps:

- 1. Head-to-head sweep, if applicable.**
- 2. Best won-lost-tied percentage in games played within the conference.**
- 3. Best won-lost-tied percentage in common games with a minimum of four necessary.**
- 4. Best net points in the conference games.**

You get a team's *net points* when you subtract the team's points scored during the regular season from the total points it allowed.
- 5. Best net points in all games.**

By this point, any tie between teams is usually broken.

## Overtime and sudden death

If a game is tied at the end of regulation play, the game goes into overtime, and the team that scores first wins the game. To decide who gets the ball, team captains meet at the center of the field for a coin toss. The team that wins the toss gets the ball and the first crack at scoring. This method of handling tie games is sometimes called *sudden death* because the game is over immediately after the first team scores.

The NFL's method of handling tie games has been criticized as unfair to the team that loses the coin toss. If your team loses the toss, it may not get a chance to get the ball or score. Overtime games often end quickly with one team moving down the field and kicking a field goal. Critics of the overtime system claim that

both teams should get the ball and a chance to score in overtime.

Under college rules, each team gets the ball for alternate possessions starting at the 25 yard line. If the team that wins the coin toss scores, its opponent still gets a chance to score and tie the game again. If a college football game goes past two overtimes, teams try for 2-point conversions after touchdowns (instead of PAT kicks) until one prevails.

In March 2003, NFL team owners voted down a proposal to give both teams a shot at the ball in overtime, but the controversy surrounding the overtime rules isn't likely to die down. Look for the league to debate this topic for years to come until a better solution is found.

## *The Super Bowl*

The Super Bowl is the NFL championship game. It pits the winner of the AFC against the champion of the NFC. The game was born out of the merger agreement between the former American Football League (AFL) and the National Football League (NFL) in 1966.

In the first two years of the pro football championship, the game was billed as the AFL-NFL World Championship Game. But not until the third championship meeting between the two leagues in 1969 did the name "Super Bowl" stick for good. Kansas City Chiefs owner Lamar Hunt coined the name after a toy with super bouncing abilities. That toy was called the Super Ball. He derived the name because the game itself was considered to be "super" (and any fan would agree with that!). The term "bowl" came from the college game, where bowl games remain common post-season rituals (see Chapter 16).

The Super Bowl is such a huge television and fan attraction that cities routinely bid for the game, offering to defray many of the league's expenses for hotels and travel. In fact, the Super Bowl is so large that cities are selected three to four years in advance. This extra time gives the cities the necessary time to prepare.



In the two weeks between the two conference championship games and the Super Bowl, plenty of hype and hoopla about the game arises. The two teams usually arrive in the host city on the Sunday prior to the game, along with more than 2,500 members of the media. The event has a national flavor to it. Week-long events, such as the NFL Experience (an interactive theme park that features more than 50 attractions, including games like Quarterback Challenge, the Extra-Point Kick, and the Super Bowl Card Show) are planned for youngsters and older fans alike. Parties are held at hotels and venues throughout the host city.

With ticket prices from \$500 to \$700, and most fans paying five times that amount via ticket scalping, the Super Bowl has become more of a corporate event than a bastion for hard-core football fans. You almost have to be somebody important or know somebody important to attend. The Commissioner's Party — which owners, coaches, and NFL executives attend on the Friday night prior to the game — is an even tougher ticket to acquire.

## *Building a Team: It's More than Drawing Straws*

All teams acquire players through the draft (which is explained in detail in the later section “Divvying Up Talent with the Draft”), and their plan is to develop the players that they draft in a couple of seasons. They also acquire players by making trades with other teams. In most seasons, fewer than 40 trades are made, most of which involve second-line players whom their former teams want to unload.

Many trades involve the simple exchange of draft choices as teams want to move either up or down from their assigned selecting spots. The most amazing example of trading for a draft pick occurred prior to the 1999 draft, when Coach Mike Ditka of the New Orleans Saints traded away every pick after his first one, as well as the first- and third-round picks for the following year, to the Washington Redskins to obtain Heisman Trophy winner Ricky Williams, whom he selected fifth. The San Diego Chargers, a team in desperate need of a quarterback in 1998, traded two veteran players (running back Eric Metcalf and linebacker Patrick Sapp) and three draft choices (their first-round picks in 1998 and 1999 and a 1998 second-round draft choice) simply to move into the Arizona Cardinals' position in the 1998 draft. This was a blockbuster trade, considering that the Chargers surrendered a lot for the rights to draft Washington State quarterback Ryan Leaf.

## Free agency requires teams to change their strategies

Now that player movement via *free agency* is part of the league, many teams attempt to fill a personnel need by bidding for a particular player's services during the off-season. Free agency began prior to the 1993 season. Similar to its impact on Major League Baseball, free agency has improved player contracts not only for players who switch teams but also for those stars who can negotiate salaries that equate to what the most highly paid players in their same positions earn.

About 1,750 players compete in the NFL each season, about twice as many as the number of agents certified with the NFL Players Association. Using players' statistics and overall performance records, these agents debate players' values with an individual team's financial negotiators.

The free-agent period begins in February. Most of the top players agree to new contract terms in the first six weeks of the negotiating session, which ends in mid-July (usually prior to the start of training camp). A top free agent usually decides on a few teams he'd like to play for, and then he visits each club's facility to meet the coaches and general manager. His agent then begins negotiations with the clubs that are interested. A free agent usually makes his decision based on money, but occasionally his choice is affected by the offensive or defensive system that the team uses, how he fits in with the other players, his city preference for his family, or whether he likes the coach. Some players accept less money to play with a team that they think has the potential to make the playoffs.



If a team doesn't want to wait for the draft or can't make a trade, it usually opts to find what it considers a star player by signing a *free agent*, a player who sells himself to the highest bidding team (see the sidebar "Free agency requires teams to change their strategies"). Considering the NFL's salary-cap restrictions, a team must be careful how it pursues free agents because it may not be able to afford a particular player — that player's salary may jeopardize the team's salary scale with its current players. Current players often become upset when a new player earns more than they do, especially if they're considered team leaders or star players.

If a particular draft choice doesn't become a starter by his third season, he's generally considered a *bust*. The team then attempts to replace him with a veteran or another rookie and starts the process anew.

As you can imagine, building an NFL team is no easy task. Most teams focus first on acquiring a solid quarterback and then making sure that they have highly skilled players at the running back and wide receiver positions. The offensive line is generally built to suit the specific offensive strategy of the team. For example, if the team likes to pass, it pays a premium for linemen who are better pass-protectors than run-blockers. Having linemen equally suited to both styles is best, but sometimes that's a luxury when you're

selecting your roster for today's game. Injuries are a factor when most teams have only eight linemen on their 45-player rosters.

The quarterback position is the most difficult one to develop. Many coaches and general managers — the two most important decision-makers — prefer quarterbacks with experience. (See Chapter 13 to find out how general managers, coaches, and scouts interact on personnel decisions.) So if the starting quarterback is young and inexperienced, usually his backup, the player who would replace him in the event of injury or a bad performance, has either more game-time experience or more years in the league than he does.

In terms of the defense, teams need at least five star performers among the players on the defensive line, linebacking corps, and secondary. These players should rank among the top ten players at their respective positions. Most NFL teams have a core of seven to ten superstar-potential players, an average of six rookies, and a group of *veterans* (players with at least one year of pro experience) to round out the roster. Many teams have at least 20 players with five or more years of NFL experience.

## Status Is Everything: Determining Player Designations

While listening to commentary or reading about the NFL, you hear many terms that relate directly to a player's status, such as *franchise player* or *restricted free agent*. Hard-core fans frequently toss around these terms. Many of the terms were agreed on by the NFL owners and the *NFL Players Association*, a union that legally represents the interests of the players.

Since 1993, team owners and the NFL Players Association have agreed to extend their collective bargaining agreement five times. Most recently, in 2006, it was extended through the 2011 season. The agreement includes improved pension benefits for retired players and health coverage for post-career players.



The following list explains some of the key principles in the Players Association collective bargaining agreement and some frequently heard words that describe players:

- ✓ **Accrued season:** An *accrued season* is a season when a player spends six or more regular-season games on a club's active/inactive list, injured reserve list, or "physically unable to perform" list.
- ✓ **Agent:** An *agent* is a person who represents players during contract negotiations. Many agents are attorneys, and some are friends and relatives of the players they represent. Agents are banned from most college campuses.

- ✔ **First-year player:** A *first-year player* is a player who has spent the preceding season on an NFL practice squad, was injured and has never played before, or played in another league and isn't considered a rookie by professional standards.
- ✔ **Franchise player:** A team can designate only one of its players as a *franchise player*. This player must be paid a minimum of the average of the top five salaries at his position or 120 percent of his previous salary, whichever is greater.

If the player declines this salary increase and wants even more money, the club can designate him as a *non-exclusive rights player*, and the player can negotiate with other teams for a better contract. However, his team can match the new club's offer or receive two first-round draft choices as compensation.
- ✔ **Injured reserve:** A team can place an injured player who's deemed a physical risk in the *injured reserve* category. Usually, these players require surgeries for their injuries. A player in this category can't return to the active roster (and play again) during that season.
- ✔ **Practice squad:** Each team can place five players on the *practice squad*. These players, which are eligible only to practice, are paid \$4,350 a week and are considered free agents. Teams routinely sign players from other teams' practice squads in order to complete their 45-man active rosters when they lose players due to injury or release them due to poor performance.
- ✔ **Pro-Bowler:** A *Pro-Bowler* is a player who's selected by a vote of the fans, players, and coaching staffs to represent his conference in an all-star game that takes place the week after the Super Bowl. Any player chosen to play in the Pro Bowl is considered among the league's elite. The Pro Bowl is held in Hawaii.
- ✔ **Restricted free agent:** A player who has completed three accrued seasons and now has an expired contract is considered a *restricted free agent*. Under the terms of the collective bargaining agreement, the club basically controls what he will be paid. Most teams attempt to sign this player to a long-term contract if he's deemed a valuable starter. This move prevents the player from being an unrestricted free agent in his fourth season.
- ✔ **Roster reduction:** Each NFL team is allowed to open training camp with 80 players on its roster. But by the start of the season, they're required to significantly reduce their rosters.

For example, by mid-August, teams have to cut down to 60 players. The next week, each club must cut seven more players, leaving their roster at 53. The weekend before the start of the regular season, teams must announce their active rosters of 45 players. They're allowed to retain the eight inactive players.

- ✔ **Rookie:** A *rookie* is a player who's on an NFL roster for the first time. A player who has played in another league, such as the Canadian Football League or the Arena Football League, is still considered a rookie by the NFL.
- ✔ **Trading period:** The NFL *trading period*, which is when teams are allowed to begin trading, generally begins in mid-February and ends on the Tuesday following the sixth regular-season game, which is usually in early October.
- ✔ **Transition player:** A team can designate no more than two *transition players* in the same season (as long it doesn't also have a designated franchise player). This player's club must pay him the average of the prior season's top ten salaries of players at the same position or 120 percent of the player's previous year's salary, whichever is greater. A transition player can seek a contract from another team, but his current team has seven days to match the offer and thus retain his services.
- ✔ **Unrestricted free agent:** An *unrestricted free agent* is a player who has completed four or more accrued seasons and now has an expired contract. Such a player is free to negotiate and sign a new contract with any team.
- ✔ **Veteran:** A *veteran* is a player who has played at least one season in the NFL.
- ✔ **Waiver system:** The *waiver system* is a procedure by which a player's contract or NFL rights are made available by his current team to other teams in the league. Teams may waive a player if they no longer need him. During the procedure, the 31 other teams either file a claim to obtain the player or waive the opportunity to do so, thus the term *waiver*.

## Divvying Up Talent with the Draft

The annual NFL draft of college players occurs in late April. The two-day event begins on a Saturday at noon eastern daylight time and finishes on Sunday. The draft, which is televised by ESPN, is held in New York City with some of the top college players in attendance. If a college player wants to play in the NFL, he usually enters via the draft. In a typical year, more than 2,500 college athletes become eligible for the draft, but only about 260 players are selected.

## Who picks when

The draft consists of seven rounds, and each team is allotted one pick in each round. The team with the worst record in the preceding season selects first. The team with the second worst record selects second, and so on, with the Super Bowl champion picking last in the first round and the Super Bowl loser picking next to last. Teams are allowed 15 minutes to make their selections in the first round and five minutes in rounds thereafter. If two teams finish with the same record, the tie is broken with a toss of the coin.



The league awards extra selections to teams, known as *compensatory picks*. Those picks compensate for how many free agents a team lost during the preceding season.

## How picks are made

At the NFL Scouting Combine in Indianapolis, Indiana, in early February, medical doctors and trainers examine prospective players that are hoping to be drafted. These players also submit to weight-lifting and running drills and perform player-specific drills, such as a throwing drill for quarterbacks and a running pattern drill for wide receivers. Players are also tested for illegal drug use and are given intelligence tests. They're measured and weighed and interviewed by countless numbers of coaches, scouts, and club officials. This information-gathering process is so thorough that a casual observer might think that the teams are conducting research for some sort of science project.

On draft day, every team has a representative in New York, but the teams' coaching, scouting, and executive staffs remain at the training facilities or team headquarters in their respective cities. Teams usually have one huge room called the "War Room" where staff members meet to discuss potential players and formulate their final decisions prior to announcing selections. Depending on the team, the general manager may consult with the head coach, the director of college scouting, and other club personnel before making a selection.

Usually, the team is in contact with the player on the telephone prior to making the choice in order to inform him of its decision or to ask any last-minute questions regarding health or personal problems. The NFL security department does background checks on all prospective draft candidates and reports its findings to the member clubs when asked.



A player who isn't selected has the option of signing a free-agent contract with any team that wants him. These players are the lowest-paid players on the rosters and generally are released during training camp. Teams sign many of these players simply to provide live bodies for the veterans to practice against during training camp. Of course, there's the rare exception of an undrafted, free-agent rookie making the team because he has more ability than a draft choice. It just shows everyone that scouts, general managers, coaches, and other player-personnel department members can make mistakes on their evaluations of all the players eligible for the draft.

## *Show Me the Money: Player Salaries*

Salaries in the NFL have risen dramatically in the last ten seasons. In 1988, the average salary of an NFL player was \$250,000. It jumped to almost \$800,000 in 1997, to \$1.2 million in 2002, and to \$1.5 million in 2005. These increases came about because of the financial impact of the league's television contract, which in the years 2006 to 2011 amounts to \$3.1 billion per year. The teams are required under the salary cap to share 64 percent of their gross revenues with the players, and the television income is the largest portion (more than 70 percent) of a team's revenue.

Quarterbacks are the highest paid players in the NFL. In 2005, for example, the Falcons' Michael Vick and the Seahawks' Matt Hasselbeck earned, respectively, \$23 and \$19 million. Interestingly, the pay of left tackles — the players who guard the blind side of right-handed quarterbacks — has risen along with quarterbacks' pay. In 2005, Vick and Hasselbeck were the highest paid players, but the third and fourth highest paid players were left tackles. Orlando Pace of the St. Louis Rams was paid \$18 million, and Walter Jones of the Seattle Seahawks was paid \$17.7 million. I guess the Rams and Seahawks wanted to guard their expensive quarterback investments.



The only knock on the wage system is the inequity inside the locker room; a definite caste system exists. The way that the free agency system has worked since 1993, 20 percent of players tend to receive 60 percent of a team's payroll, leaving 80 percent of the players with the remaining 40 percent share. To simplify this equation, say a team's total payroll is about \$100 million for 50 players. In that scenario, the breakdown would be 10 players earning \$6 million each and the other 40 players earning \$1 million each. That breakdown of salaries creates a huge disparity, which is unfortunate considering that football is such a team game. And a great quarterback is nothing without a good offensive line and solid receivers.

## Leveling the Playing Ground with the Salary Cap

To understand how an NFL team decides which players to draft, sign in free agency, or outright release, you must understand the *salary cap*. In 2006, the estimated salary cap was \$102 million per team. The cap is based on players receiving 64 percent of the defined gross revenues of the NFL teams, which include revenue from network television contracts, ticket sales, and product sales.

The salary cap, like free agency, came into effect for the 1994 season. It was a negotiated labor settlement between the NFL owners and the NFL Players Association following several antitrust court cases regarding players' rights for movement via free agency. It was designed to put all the NFL teams on equal footing when competing for free agents and signing their number-one draft choices. Teams that don't charge exorbitant ticket prices or whose stadium leases don't provide extra income from luxury suites, parking, and concessions receive funds from the richer teams to supplement their gross revenues in order to make the cap as equitable as possible.

The \$102 million cap is the amount of money that each team is allowed to spend on players' base salaries, prorated signing bonuses, and other likely-to-be-earned incentives. (These incentives generally refer to categories that a player most likely will attain in 98 percent of team scenarios, such as reporting to training camp on time and making the roster for a Pro Bowl.) For example, if a player signs for five seasons and receives \$10 million to sign (his signing bonus), the prorated portion of the bonus is \$2 million per season. If that same player's base salary is \$1 million, his contract for this particular season counts \$3 million toward the salary cap. Pretty simple, right?



Every team is allowed a maximum of 53 active players under its salary cap. If a player is injured and unable to play the rest of the season, his salary still counts toward the cap. So, teams do a lot of juggling during the season as players come and go — clubs rework contracts in order to fit an entire roster under the cap. Each team usually has one executive, called a *capologist*, crunching the salary numbers of the players, making sure that everyone fits under the salary cap.

Although the cap is \$102 million, NFL teams actually spend more money than that on their players. Teams are also required to fund pension and health benefits. And some teams spend millions in signing bonuses in order to lure top-notch free agents. Teams have been known to give as much as \$25 million in one season in signing bonuses alone. These benefits and bonuses are spread out over a period of years, which lessens the impact on the salary cap and makes these perks possible.



## *Big Business and the TV Connection*

The best way to explain the popularity of the NFL is to study its network television contract. In 2006, the league signed a five-year, \$15.5 billion national television contract to televise games. The total obligation of CBS, ESPN, FOX, NBC, and the NFL Network is about \$3.1 billion annually. Now you can understand why Super Bowl commercials are priced at \$2.5 million per 30 seconds.

For NFL owners, these are pretty good times. The salary cap is \$102 million, but annual income from TV networks (about \$100 million) just about covers payments to players. And owners benefit from revenue from ticket sales, luxury suites, local radio broadcast rights, concessions, and NFL Properties (the NFL marketing arm for hats, T-shirts, company logos, sponsorships, and so on). Individual club revenue adds another \$40 million to many teams' bank accounts.

### **How television transformed the NFL**

No professional sports league is more impressive or more powerful than the National Football League (NFL). It's a multibillion-dollar empire. In fact, the NFL virtually transformed pro sports into a big business, marketing its on-field product through the magic of television. Walking down the street anywhere in the United States, you're likely to see a fan wearing a ball cap or jersey featuring his or her favorite player or team.

The NFL and television have grown and expanded together over the last 40 years. Television allows cities and states to close ranks; it brings Miami to tiny Green Bay, Wisconsin, and San Diego to New York. The immediacy of television is picture-perfect for a national league full of nationalized teams. For example, no matter where in the United States you live, you can follow the exploits of your favorite team on television. When the Cleveland Browns played in the early 1990s, for instance, one of their biggest fan clubs was in southern California.

Television is a powerful medium that's perfectly suited to NFL football and its many lengthy timeouts and delays. The timeouts and commercials enable fans to discuss strategy with friends who are watching or simply to sit there and think about what the teams will attempt to do on the next play. In fact, the fans watching at home actually have a better view of what's going on in a game than the fans sitting in the stands. Television allows fans to see clear replays and up-close shots of the action. Every play is critical in football. And because each team plays only 16 games per season, not including playoff games, every game becomes an event. In many cities, thousands of fans arrive at the stadium hours before kickoff for tailgate parties in the parking lots.

In case you're wondering, *luxury suites* are the glass-enclosed private boxes within a stadium that seat as many as 22 fans and include private bars, rest rooms, couches, and television sets. Some stadiums feature large VIP restaurants and bar lounges for high-roller fans. Some fans have to pay seat licensing fees simply to earn the right to purchase season tickets. These fees are similar to a surtax on each seat and cost fans, on average, between \$500 and \$2,500 per seat.

When the Carolina Panthers and the Jacksonville Jaguars joined the NFL, beginning play in 1995, the team had to pay an entry fee above \$200 million to the NFL. The Cleveland expansion team, which began playing in 1999, paid more than double that amount. And if the league ever expands to Los Angeles, the nation's number-two television market, the price probably will be even higher.

## Football Around the Globe

Although speculation occasionally arises that some businesspeople are interested in forming a rival professional football league, the NFL remains uncontested and number one. The NFL also has broadened its interests with committed financial support for two professional leagues — the Canadian Football League (CFL) and NFL Europa. Both of these leagues are national and international in scope but relatively minor when their pool of talent is compared to the NFL's. And, neither the CFL nor NFL Europa plays games during the NFL's critical exposure months of December and January.

### The CFL



Play for the CFL begins in June and ends in late November with the Grey Cup, which is its version of the Super Bowl. The CFL, which is older than the NFL, begins its 99th season in 2007.

The CFL has teams in the following Canadian cities:

- ✓ Calgary
- ✓ Edmonton
- ✓ Hamilton
- ✓ Montreal
- ✓ Regina
- ✓ Toronto
- ✓ Vancouver
- ✓ Winnipeg



## Franchise movement

Ever since the NFL lost an antitrust lawsuit in federal court, and thus the ability to prevent the Oakland Raiders from moving to Los Angeles in 1982, six franchises have left their home cities in search of better stadium deals.

I started with the Raiders in Oakland, and then played most of my career in Los Angeles. In 1995, unsatisfied with the stadium situation in Los Angeles, the Raiders returned to Oakland. For that same season, the Rams vacated Orange County, California, for St. Louis, Missouri, which left the Los Angeles area without a pro football team. In the 1980s, the Colts

left Baltimore, Maryland, for Indianapolis, Indiana, and the Cardinals left St. Louis for Phoenix, Arizona.

The biggest jolt to the NFL landscape occurred in 1996, when the Cleveland Browns left Ohio for Baltimore and changed their name to the Baltimore Ravens. A new Cleveland Browns franchise resumed play in 1999. The Houston Oilers became the Tennessee Oilers in 1997, settling in Nashville but playing their games in Memphis. In 1998, the renamed Tennessee Titans began playing home games at the newly built Coliseum in Nashville.

Because NFL games are televised in Canada, the CFL has struggled financially in that nation's major cities. The NFL formed a new alliance with the CFL in 1997 because the stronger American league feared that the CFL would cease to exist. This breakdown of the CFL was feared because some NFL teams use the CFL to develop players — in some cases, the CFL is like baseball's minor leagues. Plus, the CFL's existence may help to prevent the emergence of a rival major pro football league, which could damage the financial stability of the NFL. To help the CFL become more profitable, NFL staff members began working at the CFL's Toronto headquarters to advise the CFL on retail, licensing, and sponsorship efforts. The NFL also provides promotional support to the CFL that benefits both the league and the fans.

You can find out more about the CFL by visiting the league Web site at [www.cfl.ca](http://www.cfl.ca).

## *NFL Europa*

NFL Europa is an offshoot of the World League of American Football, which later became simply the World League. The NFL wanted to globalize American football and in 1991 started a spring league, called the World League of American Football. This league had ten charter franchises — seven in North America and three in Europe. The league existed for two seasons, and was restarted as a Europe-only pro league in 1995.

This European league has six teams in the following cities:

- ✓ Amsterdam
- ✓ Berlin
- ✓ Cologne
- ✓ Hamburg
- ✓ Rhein
- ✓ Frankfurt



The NFL Europa season begins in April and is ten weeks long, culminating with the World Bowl in mid-June. The league supplies sports programming for FOX Sports and its cable television outlets in the U.S. and Europe.

You can read more about NFL Europa by visiting [www.nfleurope.com](http://www.nfleurope.com).

## Arena Football

Arena football is a fast-paced, offense-oriented indoor sport played with only eight players per team on the field at a time. Six of those eight players must play both offense and defense. The field is 85 feet wide and 66 yards long. The playing field is 50 yards long and the end zones are only 8 yards deep. The field is smaller because the games are held in sports arenas that were built for hockey and basketball.

The Arena Football League began its 20th season in 2006 with teams in 19 U.S. cities. The league attracted an average of 12,400 fans per game that year. The league wants to build an association with the NFL, and, in fact, many NFL personnel executives would like to have a working arrangement with the league in order to develop quarterbacks and receivers. Quarterback Kurt Warner, the recipient of two NFL most valuable player awards, honed his game in the Arena Football League in the late 1990s. When Warner won these awards, Arena football gained more respect.



In Arena football, no blitzing is permitted, and defensive teams are allowed to rush the quarterback with only four players. Another oddity is that the rules don't call for any punting. And with all kickoffs and missed field goals, the returner retrieves the ball after it deflects off the netting in an end zone.

The league begins play in March with a 17-game regular season. The top 12 teams qualify for the playoffs with single elimination games leading up to the championship game, which is called the ArenaBowl. Find out more about Arena football by going to [www.arenafootball.com](http://www.arenafootball.com).

## Chapter 18

# Fantasy Leagues

---

### *In This Chapter*

- ▶ Understanding how fantasy football works
  - ▶ Putting together a team
  - ▶ Managing and scoring a team
- 

**H**ave you ever watched a football game and said to yourself, “If I were an NFL team owner, I’d do things differently, and my team would make it to the Super Bowl . . .”? Well, you can live your dream of becoming an NFL team owner by participating in a fantasy football league. These imaginary leagues give you the opportunity to put together your dream team of NFL football players and pit your team against other fantasy football teams. And at the end of the season, you may even win prize money — and more important, bragging rights!

Fantasy football leagues are everywhere, and many different types of leagues exist. I know a lot of fans are obsessed with these leagues because people ask me for advice all the time. Some of them would rather have me advise them on whom to trade for than ask for my autograph. For example, during the 1997 season when San Francisco 49ers receiver Jerry Rice suffered an injury that forced him to miss much of the season, fans were asking how they could replace him. But there’s no way to replace a productive player like Rice, the NFL’s all-time leading touchdown scorer and receiver.

In this chapter, I focus on the rules and method of play of one particular type of league: the head-to-head league. I also point out resources for you to use to investigate other types of leagues.

## How Fantasy Football Leagues Work

In a head-to-head fantasy football league, you and your fellow owners draft teams of NFL players and compete against each other's teams each week. Your fantasy team roster includes individual offensive players — quarterbacks, running backs, wide receivers, tight ends, and kickers — and defensive or special teams units, depending on the particular setup of the league. Throughout the season, you track the performance of the players on your team and tally the points, yardage, and other statistics that they accrue, and you earn points based on those real-life statistics. Table 18-1 lists the common scoring categories.

<i>Category</i>	<i>Points Awarded</i>
Touchdown	6 points
Field goal	3 points
Safety	2 points
Two-point conversion	2 points
Passing yards	1 point per 25 yards
Rushing yards	1 point per 10 yards
Receiving yards	1 point per 10 yards



If your team outscores your opponent's team for the week, you get a win. At the end of the season, you compare your win-loss record against those of the other teams to determine who makes the playoffs — the head-to-head competition of the top teams in the league, leading up to the Fantasy Super Bowl. The last team standing in the playoffs is the Super Bowl champ.

## How to Play

Entire volumes have been written on playing fantasy football. I'll skip over most of the intricate details and legalese found in other books and try to give you the basics you need to get started. Refer to a good fantasy football reference like Martin Signore's *Fantasy Football For Dummies* (Wiley, 2007) to get detailed coverage of the nuances of fantasy football.

## Starting a league

Starting a league is easy. Here's how:



1. **Recruit enough friends, co-workers, or neighbors so that you have eight or ten teams. (Each person fields one team.)**

Definitely keep to an even number of teams. Scheduling is too difficult with an odd number of teams.

2. **Name your league and have each owner name his or her team.**

Each owner must submit a team name. (Get creative!)

3. **Select a date for your annual player draft.**

This date is when you choose the players for your team. The weekend before the start of the NFL regular season usually works best.

4. **Agree on an entry fee.**

This dollar amount can be as high or low as you like. Pool the entry fees together to form the “pot,” the cash paid out as prize money to the lucky winners.

That's it! Grab your clipboard and start scouting players as you begin the countdown to the draft.

## Taking care of administrative tasks

Your first order of business after forming your league is to appoint an almighty commissioner. The commish arbitrates any and all disputes that crop up (and trust me, controversy rears its ugly head in most leagues).

Once a commissioner is in place, draw up a set of written league rules. (References like *Fantasy Football For Dummies* can help you adopt a set of bylaws.) Feel free to customize the so-called standard rules of fantasy football — the goal is to minimize disputes during the season while still keeping everything fun.

Next up is deciding how to track and record the statistics for your league. In most leagues, owners receive reports that show the preceding week's results and summarize season-to-date standings. You can tackle this reporting task in several ways:

- ✓ **Find a stats service.** This is the easy, low-maintenance, but most expensive way to track your league. Pay a stats service up front, and they do all the work for you and e-mail reports directly to you. Include a portion of the cost in each team's entry fee.

- ✔ **Buy stats software.** Buy good fantasy football statistics software and download NFL stats from the Internet. You input all your league's teams into the program and then kick back as the program spits out weekly reports and standings. This method isn't as expensive as a stats service, but you do have the one-time cost of the software — split the cost of the software among all the owners. Using software also involves more work.
- ✔ **Calculate the stats yourself.** This is the good, old-fashioned (and most time-consuming) way to do your league's stats. All you need to calculate all the team's stats manually are pen and paper, a calculator, and the sports page.

Search the Internet and the classified ads in fantasy football publications for information about both stats services and software packages.



Use a stats service for your inaugural season. Using a service allows you to focus solely on playing the game (the fun stuff) rather than worrying about all the administrative and stat-keeping junk (the boring stuff). Make sure to find a service that takes care of scheduling as well. Talk to your fellow owners after the first season to see whether they would rather save money and do the stats themselves.

## *Drafting a team*

When draft day arrives, all the owners gather at a central location. The goal for each owner is to draft a team of 15 to 18 players. (Determine the roster limit for each team beforehand; see the section “Filling out your roster” later in this chapter for the breakdown of roster spots.)



How many players to draft at each position is up to you, but here's a safe combination of players to draft: two quarterbacks, four running backs, four wide receivers, two tight ends, two kickers, and two defense/special teams (punt and kickoff return) units.

Each owner selects one player at a time. Generally, the commissioner draws numbers out of a hat to determine the draft order. The owners make their picks in order for the first round. Then they reverse this order for the second round. For example, in an eight-person league, Owners 1 through 8 make the first eight selections in order. Then Owner 8 gets the ninth pick, Owner 7 gets the tenth pick, and so on down to Owner 1, who makes the sixteenth and seventeenth picks, and so on until all owners fill their rosters.

Before the draft, designate two people to record all the player selections. Accurate records can help resolve conflicts that may arise later.



## Filling out your roster

Each week, you enter a starting lineup made up of the following players: one quarterback, two running backs, two wide receivers, one tight end, one kicker, and one defense/special teams (punt and kickoff return) unit. You draft an entire team's defense and special teams. If your team's defense or special teams unit scores a touchdown or records a safety, you get points.

The remaining players are *reserves*. These players' statistics don't count while the players sit on your reserve squad; instead, reserves serve as backups for your starting lineup. Here's why reserves are important:

- ✓ **They replace poor-performing starters:** If your quarterback, for example, plays poorly, you can replace him in your starting lineup the following week with your backup quarterback.
- ✓ **They replace injured starters:** If your star running back breaks his leg (gasp!), you simply start your backup running back the following week.
- ✓ **They replace players on bye weeks:** Each NFL team has one *bye week* (a week when they don't play). Because of bye weeks, you need to insert backup players for your starters whose teams aren't playing that week.

## Managing your team after the draft



Fantasy football requires active weekly participation. You can't just kick back after the draft and expect your team to be successful. For starters, each week you must submit your starting lineup. At a minimum, you should:

- ✓ **Monitor the schedule:** Don't start a player whose team isn't playing that weekend.
- ✓ **Check out the injury updates:** You obviously don't want to start an injured player.



Consider the following options to try to improve your team over the course of the season:

- ✓ **Free agent acquisitions:** Closely monitor the pool of undrafted players; you may be able to acquire a great player whom no one else drafted.
- ✓ **Trades:** As a general rule, you must trade equal numbers of players. For example, if you trade two players, you must get two players in return to keep your team whole.

The rules for free agent acquisitions and trading vary widely. Consult *Fantasy Football For Dummies* or fantasy football sites on the Internet to find out more about other leagues' policies regarding free agents.

## *Figuring your point total and winning*

Table 18-2 shows you an abbreviated scoring example. Using this example, you would pit your 64 points against your weekly opponent's total. If you outscore that opponent, you get a win; if he or she outscores you, you lose; if you score the same total, you get a tie. Simple, huh? As the season progresses, you can gauge how well (or how poorly) your team is doing by comparing your win-loss record with the other teams' records.

<b>Table 18-2</b>		<b>A Scoring Example</b>
<i>Player</i>	<i>Scoring Play</i>	<i>Points Awarded</i>
Drew Brees, QB	1 touchdown pass	6
	278 passing yards	11 (1 point per 25 yards passing)
	24 rushing yards	2 (1 point per 10 yards rushing)
Larry Johnson, RB	1 touchdown run	6
	159 yards rushing	15
Torry Holt, WR	1 touchdown reception	6
	99 receiving yards	9 (1 point per 10 yards receiving)
Jeff Wilkins, K	1 field goal	3
Chicago Bears, defense/special teams	1 kickoff return touchdown	6
Total		64

At the end of the regular fantasy season, the teams with the best records make the playoffs. These high-powered playoff teams vie for the pinnacle of fantasy football — the Fantasy Super Bowl!

Of course, financial incentive exists for fielding a strong team (but feel free to eliminate entry fees and play for pride only). Here's one easy way to distribute prize money (dollar amounts will vary based on the number of teams in your league and the entry fee amount):

- 1. Award a small amount (\$1 or \$2) for each win during the regular season.**
- 2. Give 20 percent of the pot to the Super Bowl loser.**
- 3. Give the remainder of the pot to the Super Bowl champ.**

## Where to Find Information about Players



Prior to the draft and throughout the season, you need to stay informed about your players. You can stay up-to-date by reading fantasy football magazines and searching the Internet. If you don't have Internet access, the box scores in your local newspaper provide plenty of good information during the season. *USA Today* publishes complete team and individual statistics, generally on Wednesdays and Thursdays.

Here are some good fantasy football magazines to check out:

- ✓ ***Fantasy Football Pro Forecast***: Offers valuable tips and insight from the top fantasy experts in the United States as well as cheat sheets for a variety of unique scoring methods.
- ✓ ***Fantasy Football Draftbook***: Gives you NFL draft analysis and the scoop on the latest trades, player moves, and other late-breaking info.

Fantasy football-related Web sites abound. Here are some sites that offer player profiles, team stats, injury reports, lots of good insider information, and links to even more fantasy sites:

- ✓ CNNSI ([sportsillustrated.cnn.com/football](http://sportsillustrated.cnn.com/football))
- ✓ ESPN Monday Night Football ([sports.espn.go.com/nfl/mnf/index](http://sports.espn.go.com/nfl/mnf/index))
- ✓ Fantasy Insights ([www.fantasyinsights.com](http://www.fantasyinsights.com))
- ✓ Sports Fanatics Player Drafts ([www.sportsdrafts.com](http://www.sportsdrafts.com))
- ✓ FOX Sports ([msn.foxsports.com/nfl](http://msn.foxsports.com/nfl))
- ✓ NFL.com ([www.nfl.com](http://www.nfl.com))
- ✓ Statman Plus, Inc. ([www.statmanplus.com](http://www.statmanplus.com))
- ✓ The Sporting News ([www.sportingnews.com/nfl](http://www.sportingnews.com/nfl))
- ✓ TQStats ([www.tqstats.com](http://www.tqstats.com))
- ✓ USA Today ([www.usatoday.com/sports/football/front.htm](http://www.usatoday.com/sports/football/front.htm))

## When Joining a National League

If you want to subscribe to and become a member of a national fantasy league, such as an online league, be prepared to select your players based on a monetary amount. In these leagues, every team has a limited but equal

amount of imaginary money to spend on players. These leagues require entry fees, but the rewards for winning can amount to thousands of dollars.

Based on 2006 statistics, players like the Indianapolis Colts quarterback Peyton Manning, San Diego Chargers running back LaDainian Tomlinson, and Cincinnati Bengals wide receiver Chad Johnson are high-priced selections, ranging from \$38 to \$40 each. In a \$100 league, you could afford to purchase only one of these superstars and still complete an entire roster.

However, every national fantasy league has a different salary cap system. They also supply standings and overall team records. For the so-called football expert, these leagues may be the best competitive way to test your knowledge of the NFL and its players.

## Tips for Fantasy Football Success



Everyone who plays fantasy football will give you a different set of tips, but here are a few that should serve you well in any league:


- ✓ **Check out the prior year's stats.** Make sure that you know who the studs are at each position. Pay special attention to touchdowns scored, because that's the name of the game in fantasy football.
- ✓ **In the early rounds of the draft, take the best player available regardless of position.** For example, if most of the top-notch quarterbacks are taken by the time you reach your turn to pick, snag the best available player, such as a running back or wide receiver. Remember, however, that you must fill in all the necessary positions to field a legal team.
- ✓ **Don't draft a kicker in the early rounds.** There are plenty of decent kickers in the NFL, so use your early draft picks to acquire players at other positions.
- ✓ **Consider a player's opponent for the week when selecting your starting lineup.** If one of your running backs is going up against the best run defense in the league, you may want to start another running back.

# Part VI

# Staying in the Game

The 5<sup>th</sup> Wave

By Rich Tennant



## *In this part . . .*

**I**f you're a football player, the game becomes a lot less fun when you get sidelined by an injury or a bad attitude. So, this part includes two very important chapters: one on the mental game and motivation, and the other on the physical side of things — weight training, conditioning, nutrition, and, most important, injury prevention. Keep yourself or your players in the game by heeding the advice in these chapters!

## Chapter 19

# The Mental Game and Motivation

---

### *In This Chapter*

- ▶ Setting goals for the season
  - ▶ Psyching yourself up for a game
  - ▶ Inspiring your team to success
- 

**Y**ou can't control a lot of things in sports, but you *can* control how hard you work. That's what I tell my sons. When you work hard, good things happen — this principle applies to everything you do in life. As a player, you may not be as quick or as fast as you'd like to be, but if you can motivate yourself to work hard, listen to your coaches, and learn, you'll become a better football player.

In this chapter, I get specific about what works and what doesn't when you're mentally preparing for a football game. As an athlete, you must want to play and give it your all, no matter what the odds are or how you're feeling. The ability to play through fear and pain is rather common in football players — especially the great ones.

## *You Can't Win without Goals*

Whether you're a coach or a player, you won't get very far in football if you have no goals — even if your only goal is to win the game you're playing in or coaching today. Motivation and results go hand in hand.



The best way to approach goal-setting as a coach is to focus on it during training camp or prior to the start of the season. While preparing for the upcoming season, sit down with your players individually and formulate together what goals they want to attain by the season's end. Of course, you want to win every game, but that goal may be unrealistic. You should set realistic goals — ones that make sense for both the individual player and the team.

I never was an athlete who talked a lot about what I had accomplished on the field, but setting and meeting standards is important for football players. Not every player can be the best at his position, but you should strive to attain some level of consistency. If the running back before you averaged 100 yards a game, then attempt to match that. If your team won the league championship the year before, encourage your team to repeat. Always aim high.

Okay, maybe the running back before you was an All-State player or an all-star. If your skills don't quite match his, you can still set goals for yourself. As a player, your personal goals can be simple ones. For example, you can strive to run a play better and better each time. Take pride in the little things that you accomplish. Or strive not to fumble the ball a single time throughout the season. Or, if you're a defensive player, aim for so many tackles or interceptions. Even if the odds seem stacked against you, you must continue to push ahead and not give up. Quitting is the easiest act of all.

Or maybe your team has no returning players, and you can't win. What do you do? As a coach, if you're certain that your team can't possibly finish above .500 because of certain physical limitations, then focus on improving the team's overall performance. Don't allow the players to cheat themselves by slacking off or giving up entirely; encourage them to give a quality effort every time they take the field. Make sure that they take pride in executing the offense and defense the way they practiced it all week.

## *Setting team goals*

Team goals are the best goals to set because they impact the entire team. Yes, some stars do stand out in football, but they don't have great games if their teammates play lousy. For example, even the greatest quarterback in the world won't throw many touchdown passes if his offensive line fails to block for him and he gets clobbered on every down. Because football is such a team-oriented game, goals should focus primarily on the team.



No matter what league your team plays in, your number-one goal should be to make the playoffs, go to a bowl game, or achieve the equivalent at your team's level. In the NFL, teams that make the playoffs stand apart from the rest of the league. Making the playoffs is a status symbol and is something the entire team and coaching staff can be proud of accomplishing.

When coaching a perennial loser, a coach should strive to improve the team's overall win-loss record by one or two games. If that goal is still out of reach, strive to improve the scoring on offense and improve the overall defense. Just remember that every day you step on the field as a team or a player, you're a winner, regardless of your record.





The best approach to goal-setting is to set goals that make sense. For example, keep track of how your team performs each and every season and then set next season's goals accordingly, as in these examples:

- ✔ If your offense has averaged 15 first downs a game for 5 seasons, make that the goal for this season. Or try to improve that statistic, raising the bar for your offense. When you're playing a team that allowed more than 15 first downs last week, add another 5 first downs to the total.
- ✔ If your defense has struggled for several seasons, allowing more than 30 points a game, make the goal for this season 25 points — a realistic goal.
- ✔ If you play a team twice, your goal for the second time should be not only to duplicate the first game's numbers but also to improve on them by 30 percent. The offense should look to improve in points scored, total yards gained, rushing yards, passing yards, first downs, and turnovers. Your defense should strive to lower the numbers for points allowed, total yards gained, rushing yards, passing yards, and first downs, and should try to create more turnovers.
- ✔ When the defense is playing against a great passer or running back, the goal should be to hold that player below his average. If the rusher routinely gains 150 yards, then your goal should be to hold him under 100 yards. If the passer averages 275 yards passing a game, then strive to keep him under 200 yards and not allow him to score any touchdowns. And try to limit his completion percentage to 50 percent or lower.

Win or lose, the defense should attempt to force three turnovers (fumbles or interceptions) per game. Obviously, a shutout is the defense's number-one goal. For your team to win, you also should strive to win the takeaway/give-away margin (called the *turnover margin*). One of the main reasons that the USC Trojans enjoyed so much success in the college game (they were the national champions in 2003 and 2004, and lost the championship title game in 2005) was their turnover ratio. For the 2003, 2004, and 2005 seasons, the Trojans had a +78 turnover ratio.

## Setting individual goals



Individual goals are more difficult to set because a win for the team should be more important than, say, a defensive player's individual goal of collecting ten tackles, getting two quarterback sacks, and forcing a fumble. Although those numbers are super, if the team loses by 20 points, what do they mean? Nothing (except maybe to that defensive player's parents). Yes, it's true that if every player sets and meets goals, the team should ultimately find success. But the coaching staff needs to emphasize to the players that in their search for individual success they must not lose track of the ultimate goal: a team victory.

Football isn't always about statistics. In football, the opposition may focus on stopping a great player and actually succeed, yet still lose the game because one or more of that player's teammates pick up the slack — the team finds a way to win despite its star player's lack of production. This situation happens all the time because so many players never touch the ball. In fact, more than half the players on the field are unlikely ever to have the ball in their possession. In many instances, a great offensive team is shut down but still wins the game because the team's defense plays impressively or better than they usually do. Or a great passing team is shut down but the offensive linemen work extra hard to get the running game untracked, and the team can win by running instead of passing, its trademark style.

Setting individual goals for the defense is easier than setting them for the offense because the team wins if every defender makes seven to ten tackles a game. Those kinds of numbers are what a linebacker should shoot for. However, a defensive lineman may absorb double-team blocking, do an admirable job containing two offensive linemen, and never be credited with a tackle. But his efforts enable the two teammates around him to have great individual days — one of them is always freed up to make a tackle because no one is blocking him. This defensive lineman's effort is an example of how a good performance doesn't necessarily show up on the stat sheet.

Defensive linemen or linebackers rushing the passer should have quarterback sack goals of one per game. Sixteen sacks in a season generally leads the NFL; any high school player reaching ten sacks over ten games is performing at a high level. A secondary player's goal should focus more on *passes defended* than on interceptions. A defensive back is credited with a pass defended when the quarterback throws the ball toward that defensive back and the back either knocks the ball down or makes sure that the receiver doesn't catch it.



When a team has either a great running back or an outstanding quarterback, the best way to set individual goals is to include players in one another's successes. For example, allow the offensive linemen to share in the runner's glory. If you want the runner to gain 200 yards in a specific game, challenge the linemen to make it happen; encourage them to perform at a high level and clear the way for the running back. An offensive lineman receives no greater satisfaction than knowing that he helped pave the way for a great running back. When you set goals in this way, not only does the runner achieve his goals, but many other players achieve their goals as well. Ditto for the quarterback: The linemen's goal should be to make sure that the quarterback isn't hit in the pocket or sacked.

When setting individual goals, the best strategy is to direct the focus toward the team. The quarterback and running back certainly will receive honors after the season ends if they reach their goals, but they can't reach those goals alone. Team success should always be the message.

## Motivating Yourself

The desire to win should always come from within you, but that's easier said than done. You must motivate yourself in all phases of your life in order to motivate yourself on the football field. You must have an inner drive to succeed, but also be emotionally grounded in order to deal with any potential failure. You must be mature and fully aware of your limitations.



A great way to motivate yourself is to rely on a teammate, ideally a close friend who's athletically equal or superior to you, to push you. Create a friendly rivalry and compete with each other in all types of athletic matchups. You can gauge your achievements by comparing your performance to this other player's performance. For example, when you lift weights together, push yourself to match him or lift more than he does. Do the same when you're running or playing one-on-one basketball for relaxation. Push yourself, but don't be obnoxious about the competition.

If you can't find a friend or teammate to buddy up with, emulate a player on your team or someone you play against. Watch him and try to play and conduct yourself like he does. Having a role model is a great way to make yourself a better player.

## Getting into the right frame of mind

It's important not to dwell on the good or the bad of your prior performance. Dwelling on a bad performance has an obvious negative effect on your upcoming performance. Learn from your mistakes but don't dwell.



Similarly, draw on a good performance, but don't allow it to lead to complacency. When I played in the NFL, I realized how easy it was to become complacent about my efforts on the football field. Granted, playing football is different in the pros because you're paid: Not being mentally prepared and in the right frame of mind can lead to shoddy performances, and poor performances can lead to unemployment. And if you're not ready to play, you can more easily get injured because you aren't prepared for every possibility. Failing to get yourself into the right frame of mind or making excuses for your poor performance isn't acceptable at any level of football.

Aside from sheer ability, mental toughness is the greatest attribute that any football player can have. Football is like a war; people beat on you. Their goal is to put you on the ground. While you're doing the physical part, you must stay mentally focused on the game and your assignments. You can't screw up and make a mistake. If you can complete your assignments while also absorbing a physical beating, you're mentally tough. An example of mental toughness

is a quarterback who stands in the pocket, waits for his receiver to get open, and then throws the ball, knowing that in the next instant he'll be jarred by a tackle.

I talk in the next section about preparing for a big game. But being in the right frame of mind is essential for all games — particularly the ones that you don't think will be very competitive. A player and his teammates must fight through complacency, which often leads to overconfidence and a lack of preparation. A coach may allow his players to have one easy practice before a game that he expects to win by a couple of touchdowns. But players must approach the final practices before a game against a winless team in the same way that they would approach a game against the league champion. Remember, every game is tough. Because football is so physical, you can't underestimate any team or player. That's when you get hurt; that's when you get beaten.

## *Preparing for a big game*

Whether it's the home opener or the first game of the playoffs, a big game can rattle your nerves and throw off your concentration. These big events offer many more distractions than the run-of-the-mill games do. In the NFL, more reporters are around asking questions, and the commentators are offering more opinions. The same distractions occur in big college games, although college reporters tend to ask fewer negative questions than NFL writers do. If you're a high school player, the hoopla surrounding a big game can be equally distracting because more of your classmates and their parents are interested in the outcome.

Conducting your off-the-field life as normally as possible during the week of a big game is essential. Stick to the same routines. I'm not suggesting that you pretend that nothing unusual is happening; I'm simply suggesting that you enjoy some of the peripheral events while remaining focused on the game at hand.

## *Visualizing success*



When I played, I did a lot of visualization prior to each game. Every night when I went to bed, I would envision myself playing in the upcoming game against the team or the specific players I would be going up against. I remembered the plays that I had studied on film and plugged myself into what to anticipate and what was expected of me; I envisioned myself on the field doing what I needed to do and achieving success. Through visualization, I felt thoroughly prepared for every game. I knew what to expect from my opponents.

HOWIE SAYS



## Dealing with the Super Bowl

Fans often wonder whether the media attention surrounding the Super Bowl is distracting to players. In my experience, as long as a player maintains a normal regimen after he leaves the morning media interviews, he shouldn't find the attention too distracting. His afternoons and evenings are spent practicing, hanging out, and going to team meetings. He's isolated in a heavily secured hotel away from fans. In terms of practicing, he's usually refining his game preparation during Super Bowl week because the team installed the game plan the prior week when they were still at home. By Thursday of Super Bowl week, the official player interviews are finished, leaving plenty of time for the players to turn their attention to the big game.

Teams sometimes create their own problems during the week of the Super Bowl by making public comments about the media's questions and the distractions that accompany them. But players and coaches should attempt to enjoy the atmosphere — remember, it's a once-in-a-lifetime thrill — and go with the flow. When you create anxiety, you're doomed as a player. What's the point of complaining or whining about the outside activities associated with the Super Bowl when you have no power to make them go away? Instead, players should approach it as a fun experience but practice hard at the same time. By the weekend, they'll have plenty of time to really zero in on the game.

If you're a young player, you may not study film like college and NFL players do, but you can remember how a certain team or type of player performs. What does he like to do? What are his favorite plays? When he blocks you, does he go high or low? Know his traits and trademark style. Try to visualize what he plans to do to you and your team, and think of ways to stop those plans. On weekends, study the players who play your position at the pro level and learn from them. Study how they approach situations that you may face in a game.

As a coach, don't let your players lose sight of the team's goals as the season progresses. Should losses mount or performances fall short of their original goals, reassure your players that they weren't wrong to reach for the top; they must continue to strive for the goals that they set. Communicate to your players that by continuing to work hard, the team can still reach some of those goals.

## *A Coach's Most Important Job: Motivating His Team*

I've always believed that a good football coach has the innate ability to inspire his players. He must be able to get inside the head of a player and bring out his best performance. The coach can't use the same spiel every week; he has to be different. He has to find some key point that triggers an emotion in a player that inspires him to go out and play to the best of his abilities.

Through the years, I've heard every speech. But each coach motivates in a different way. I know that Jimmy Johnson, who coached the Dallas Cowboys and Miami Dolphins, didn't coach the same way that Mike Holmgren, coach of the Seattle Seahawks, does. Johnson was in control of every facet of his team and kept a keen eye on his defense. He'd release a player simply to show the entire team that he was the boss.

Holmgren is also emotional, but he doesn't show it on the sidelines as much as Johnson did. Holmgren calls the offensive plays and allows his defensive coaching staff a lot of freedom. Johnson had total control of personnel, but Holmgren gets input with personnel decisions. Both types of coaches portray a sense of authority and control, and the players respect their abilities to have the team fully prepared for every game. When a coach speaks in front of the whole team, whether in a meeting, at the end of practice, on the field, or in the locker room, he must choose his words carefully. Both Holmgren and Johnson also understand that there's a time and place for humor. Laughter can be a splendid release from the tension of an upcoming big game.

### *Finding the right tone*



Being a coach isn't easy. On the youth level, you're dealing with young men *and* their parents. You may get a lot of interference. You must state at the beginning of the season that you will not tolerate any parental criticism of the coaching staff and how they conduct the games. Emphasize to the parents that you only want positive interference and assistance. Throughout the season, you must still communicate with parents, but try to refrain from potentially antagonistic confrontations.

Here are some other tips for being effective as a coach:

- ✔ **Remember that not all communication is verbal.** As a coach, you must be careful of your body language and facial expressions. If you look and act depressed, your players will notice quickly. When speaking to a player, always be positive and honest. When addressing the entire team, always state everything clearly and simply. When correcting a mistake or stressing a particular formation adjustment, say it loudly and always repeat it. And be consistent in your actions and speeches. Don't confuse players by telling them to do things one way one day and then another way the next day.
- ✔ **Try not to use too much sarcasm.** Nothing is worse than telling a player "Way to go!" and then following that praise with a sarcastic remark. You're sending the player a mixed message, and he will disregard your positive reinforcement and focus instead on the negative comment.
- ✔ **Know that having a positive outlook and giving praise when warranted is essential, but that criticism is appropriate sometimes, too.** A player knows when he does something well or plays poorly — so don't beat around the bush. Be direct. Rather than castigating a player in front of the whole team, take the player aside and let him know that he failed in his assignment and must do better next time.
- ✔ **Build character in your players.** You build character by caring for them and showing them that they're more to you than bodies that perform special and sometimes unique tasks on the field. Try injecting some humor into the course of a practice or speech. But, remember, if you aren't a naturally funny man, you don't have to tell jokes. Be yourself! Also, don't be afraid to laugh at yourself or chuckle when a colleague or player says something funny. Join in the fun, showing your players that you have a softer side to your personality.
- ✔ **Gauge your players' body language.** A football season, including summer training camp, lasts a long time, and on some days, nothing serious needs to be said. It's your job as a coach to know when your team needs a good pep talk or positive reinforcement, or when it's time for you to back off and give your players some space.
- ✔ **Be careful of how you treat your players.** If you have rules, they should be for everyone. As a coach, you never want to lose the respect of your players. If you do, the players won't perform. All the motivational speeches in the world won't motivate a group of players who don't respect their coach.



There isn't a wrong or right way to handle every situation or predicament. You must go with your instincts. As you grow as a coach, you'll discover what works and what doesn't.

## Getting a team in top mental shape

Without question, a coach's primary responsibilities are formulating the design of the offense and defense and calling plays on game day. But a coach is also responsible for making sure that his team has "the edge" — that his players are ready to play both physically and mentally. In order to properly prepare his team to play, a coach must be organized. He must formulate a *game plan* for his team that outlines how he plans to motivate his team to give the extra effort necessary to compete at the highest level and win.

Before summer practice begins, the coaching staff must prepare playbooks (see Chapter 13) and a practice schedule. Both are necessary in order to explain to the players what offensive and defensive approaches the team expects to use that season. But the practice format is essential to creating mental toughness. Coaches must make practices feel like real games by putting players in real-game situations.

The best way to create this atmosphere is to begin practice with the bulk of your exercise and running drills. Then, when the team is working on fine-tuning the offense and defense toward the end of the practice, all the players will be tired. You don't want them to be exhausted, but you do want their gas tanks one-quarter full, giving them the sensation of how they may feel in the fourth quarter when the game is on the line.



Doing a few physical drills guarantees that your players will be mentally tough. Here are some examples:

- ✓ **Running back drill:** Force running backs to run through two lines of players. These players try to strip the ball from the runner by whacking at his hands and arms, simulating a game situation in which the opposition is hoping to force a fumble.
- ✓ **Oklahoma drill:** This three-man drill pits the offense against the defense. The players include a running back, an offensive lineman or full-back, and a defensive lineman or linebacker; try to select players of equal ability. Place two orange cones 5 yards apart and 8 yards away from the running back. The object of the drill is for the running back to run between the cones without being tackled by the defensive player. The defensive player, though, must first contend with the offensive blocker one-on-one. When the linemen are in their stances, give the ball to the runner and then blow a whistle, starting the action. The entire team watches the drill, forming a circle around the three participants. This drill points out who the tough guys are, and it also builds camaraderie among the players, who cheer on their teammates.
- ✓ **One-on-one drills:** Practice should always include a passing segment in which the quarterback throws to a specific receiver who's being guarded



by a defensive back. The defensive back is in competition with the quarterback as well as the receiver. The defensive back focuses on the style of the quarterback: when he's going to throw, how he'll throw it, and with what velocity and arc. All three players visualize and experience what the situation will be like in a game.

- ✓ **Defensive drills:** Whenever the offense runs plays against the defense, the defense must take charge of the drill. Even when you don't want a lot of hitting in practice for fear of players getting injured, you still must require the defensive players to put a hand, or both hands, on the offensive player with the ball. Never conduct an 11-on-11 drill without some form of contact — you need to simulate a real-game situation.

## *Motivating with speeches and other techniques*

If you ever watch old movies, you may have seen *Knut Rockne — All American*, in which former President Ronald Reagan portrayed Notre Dame player George Gipp, and Pat O'Brien starred as Coach Rockne. In the 1940 film, Gipp dies at a young age while still a player, and at halftime of a losing effort, Rockne beseeches his players to “win one for the Gipper.” The players, crying over the death of one of Notre Dame's finest, run from the locker room yelling and screaming and then go out and win the game. Rockne's speech was fiery and emotionally charged. You couldn't find a dry eye in the house when this movie ran in theaters. That example is obviously an extreme one. But it's customary for coaches to encourage their teams to play for an injured or fallen teammate, to pick up the slack.



To give an inspiring speech, a coach must be in tune with his players. He must know which emotional buttons to push, and he must be genuine. If a coach doesn't get excited easily during the course of a game, he shouldn't yell and scream in the locker room before a game. Whatever he says should be simple and to the point. Players respect coaches who state the obvious, telling them specifically how they're going to win.

When a team has a long history with a particular rival, the speeches should flow easily. The coach can always recall some past experience, a good story, or a particular comment, from which to formulate a speech that emotionally charges the team.

Because so many newspaper stories and broadcast interviews are available, many coaches rely on “bulletin board material” to get their players emotionally interested in a particular game or opponent. For example, coaches post articles or excerpts from television and radio interviews on the players' bulletin board in the locker room whenever an opponent belittles the team or an

individual player. The players read the comments and take the words personally. Coaches always want to make any game or personnel matchup a personal conflict. Being called a name or a shoddy performer evokes strong emotions in a player.

I've known coaches who have fabricated stories (little white lies) to a particular player in order to create a dislike for his opponent. Coaches do so before or during practice by pulling the player aside. "Did you hear what they're saying about you?" is how the line may begin. Who's hurt by it, as long as the team wins? Many players respond to this tactic because they're inspired to disprove the comments while playing the game.

## *Focusing on the right games*



During the course of a long season, a coach must pick his games and his moments when he wants to fire up his team to play an opponent. Every game has to be played with some emotion, but I think that a coach makes a mistake if he attempts to have his players emotionally high for every game. There will be times during the season when your team simply is good enough to win because it's the better team. Those games, and the ones that you know you'll probably lose, shouldn't have the same emotional focus. Instead, focus on the difficult games, the ones you consider tossups, and ask your team for their maximum emotional effort.

However, the players will sense that some games are big games. If the coach is into the game, concentrating more than usual, the players will pick up on that. They'll feed off the coach's emotions.

### **Johnson picked his spot**

An example of a coach picking his spot came during the 1996 season — the year Jimmy Johnson returned to coaching. He was coaching the Miami Dolphins, who were playing his former team, the Dallas Cowboys. The media made a huge deal about the game because Cowboys owner Jerry Jones and Johnson, who had coached Dallas to two Super Bowl championships, hadn't parted ways amicably. But Johnson knew that the game was a mismatch. He knew that the Dolphins weren't in control of winning or losing that game. If Dallas played

poorly, Miami had a chance to win. If Dallas played well, Miami had no shot.

What did Johnson do? He downplayed the game with his players. He didn't want his players emotionally high for that game because he didn't want them to exert unnecessary energy. He didn't want them sky-high for a game that they couldn't win. (They did lose.) Instead, like any good coach, Johnson wanted his players emotionally high for other games that he believed they had a chance to win.

## Chapter 20

# Conditioning, Training, and Diet

---

### *In This Chapter*

- ▶ Off-season and preseason conditioning
  - ▶ Strengthening the muscles
  - ▶ Stretching exercises
  - ▶ Choosing pregame and postgame meals
  - ▶ Preventing and dealing with injuries
- 

**F**ootball isn't a sport that's kind to your body. Injuries are part of the game; you will get hurt. But how much you get hurt and how fast you recover are dictated in great part by the type of condition you're in. During my football career, I had three knee operations (I tore both medial collateral ligaments), a shoulder separation, and torn biceps. I also broke an ankle and a foot, tore a calf muscle, and fractured a hand and a wrist. And as I'm writing this chapter, my back is killing me.

I was in good physical condition when I played; being fit saved me from other injuries. But the game, especially on the NFL-level, can be so brutal that sometimes you can't prevent injuries. Knees, for example, weren't built to withstand the force of a 300-pound player crashing on them.



Being in good shape has many advantages, including these: You're less susceptible to injury, and you improve your athletic performance. This chapter shows you how to get — and stay — in shape.

## *Getting Your Body into Football Shape*

If you've ever watched a football game, you've probably noticed that the field is awfully long — 100 yards to be exact. And if you aren't in good cardiovascular shape, those 100 yards can seem like 100 miles when you're running downfield. But never fear: Getting in shape (also known as conditioning) isn't complicated. You just have to be dedicated.

This section walks you through the various ways to condition your body at different times of the year. You want to tailor your conditioning program so that you're in shape all year long and in peak shape during the season.

## *Off-season conditioning*

The goal of off-season conditioning is to get a player in shape for training camp. A trainer and a coach can only do so much. They can yell and prod the player into working out, but every player needs to be self-motivated and responsible for his own conditioning. Players need to follow an off-season conditioning program that combines weight training with aerobic exercise. The most common aerobic exercise is running, and a player's level of fitness determines the distance and duration that he runs.



Heavier players, guys in the 290 pounds and up range, shouldn't do a lot of strenuous running because it places too much stress on their knees. However, most training rooms are equipped with a computerized harness — called an unloader — that the heavier players can use. It functions like a cherry picker (the machine that lifts a car engine from an automobile). The large player puts the trunk of his body in the harness, and a hydraulic lift raises him just high enough that his feet remain on the treadmill. The purpose of this machine is to lessen a player's weight while he runs on a treadmill for 30 to 45 minutes every other day. The unloader can lessen the weight stress of a 315-pound man by 100 or more pounds.

The following phases of conditioning are for players who consider themselves in good shape:

- ✔ **Phase 1 (January and February):** Endurance running — distance training of up to 3 miles. Players should run five days a week.
- ✔ **Phase 2 (March and April):** Power running — doing a lot of 440-yard dashes, 330-yard dashes, and finally 220-yard dashes. Players should do a 90-minute workout every other day.
- ✔ **Phase 3 (May and June):** Power sprinting. Players should be running only 110-yard sprints, and they should do a 40-minute workout every day.
- ✔ **Phase 4 (June and July):** Ladders, starting with 110-yard sprints, the longest distance, and finishing with 10-yard sprints, the shortest distance. After sprinting 110 yards, move to 90 yards, then 70 yards, then 50 yards, and finally to 10-yard sprints. Players should do a 40-minute workout every day.

These drills should keep players in shape throughout the year and have them ready for the hard work of training camp.

## Preseason conditioning

You may have heard the terms *two-a-days* and *double sessions* — and no doubt they were probably expressed with contempt. These terms refer to twice-daily practices on the field and the intense period of training and conditioning that takes place immediately prior to the start of the season. These two-a-days occur only in training camp.

The focus of training camp is to prepare a team for the first game of the season. With two-a-day practices, fatigue is going to be a factor. So, coaches try to avoid exercises that put large amounts of negative force on their players' already-tired muscles.



In other words, as a player, you shouldn't do any heavy lifting that involves your hamstrings. Those muscles are fatigued enough already. Instead, lift heavy on your quadriceps by concentrating on *closed-chain exercises* (a fancy name for anything that causes your body to come in contact with the ground). Push-ups, squats, or slide boards are examples of closed-chain exercises. They help create an energy process that heals rather than hurts.

Here are some good conditioning drills for the preseason:

- ✓ Doing a 3-mile run in 25 minutes
- ✓ Running 40 to 50 stadium steps up and down for about 30 minutes
- ✓ Doing 15 minutes of speed work (jumping rope, hitting a punching bag, doing fast-paced calisthenics, and so on), and then doing 30 minutes of ladder sprints from 120 yards down to 40 yards (ladder sprints are explained in Phase 4 in the “Off-season conditioning” section, earlier in this chapter)

Do sprint work on the days that you don't run the stadium steps or a long distance. And be sure to do one of these drills every day of the week. You can take Sunday (or another day) off, if you want to.

## Staying in shape during the season

Daily practices help keep you in shape during the season, but doing drills specifically for conditioning is to your advantage as a player and to the advantage of the team as a whole. The team that wins the game is often the one that's in better condition, especially in the early season when the weather is frequently hot and humid.

## PLAYER TIP



Here are some drills that you can do at the beginning or the end of practice:

- ✓ **Wind sprints:** Do 8 to 14 reps of 100 yards on Day 1, depending on the time of season, and 6 reps of 100 on Day 3. (You may want to try more reps of a shorter distance, such as 40 yards, too.) Don't run the stadium steps during the season — it's too grueling. That exercise is best left to off-season conditioning.
- ✓ **Jumping rope:** Do 3 reps of a 20-second boxer-like fast skip and 3 reps of a 20-second fast skip in which you raise your knees high.
- ✓ **Low rope drills:** This drill is similar to the one that players used to do with tires, placing a foot inside the middle of ten used tires placed two to a side, five rows deep. The *low rope drill* consists of six rows of two 18-inch square roped-off openings. The openings are about 10 yards long. With both feet, a player hops forward through the openings. Then he repeats the drill hopping side to side, and then hopping in a zigzag action. Another version of the drill is to put one foot in each opening, landing in opposite openings down the line. Players should complete each rope drill in three to four seconds and should do each drill twice.

## COACH TIP



Your destination during each week of the season is game day, and each day of the week is a step toward that destination. Use this day-by-day schedule to keep your team in peak physical condition for game day:

- ✓ **Day 1** is devoted to recovering from the previous day's game. Have the players focus on the sorest parts of their bodies (legs, shoulders, neck). They can make these trouble areas feel better by stretching those muscles. For example, they can do a light jog or half-speed 50-yard strides. Stretching prevents pulls, relaxes the upper body muscles, and helps break up lactic acid. Day 1 also should be the heaviest running day of the week.  
  
Some NFL teams increase the number of reps that they run on Day 1 as the season goes on. Teams want their players to build endurance and prepare physically for January, should they reach the playoffs. For example, they may run 8 reps of 100 yards in the first quarter of the season, 10 reps of 100 in the second quarter, 12 reps of 100 in the third quarter, and 14 reps of 100 in the fourth quarter.
- ✓ **Day 2** is traditionally a day of rest. Injured players are the exception because they have to go in for treatment.
- ✓ **Day 3** is a heavy lifting day, especially for bigger players — offensive and defensive linemen, tight ends, and linebackers — who need the greatest amount of strength. Running usually consists of 6 sets of 100 yards, a routine that doesn't vary over the course of the season.
- ✓ **Day 4** is a lifting day for the smaller players.
- ✓ **Day 5** can be an optional lifting day for either the larger or the smaller players. Usually half the bigger players lift.

- ✔ **Day 6** is a day of rest because most trainers adhere to a 48-hour rule. This rule states that a player doesn't go through a weighted muscle contraction 48 hours prior to game time. They want their players' muscles loose (the body flexible) for the game. Lifting causes the muscles to contract, which can make the players stiff.
- ✔ **Day 7** is game day.

By tailoring the workout schedule to the day of the week, you help ensure that your players are at their highest energy and strength levels on game day. And they need every ounce of power they can get!

## Strengthening Your Muscles

If you're a football player, muscle strength is just as important as aerobic conditioning. After all, you're either dodging or trying to knock down other human beings, some of whom may outweigh you by 100 pounds! Strength training also reduces your risk of injury.

You use nearly every major muscle group when you play football, so making sure that all those muscles are strong certainly is to your advantage. Develop a regular strength training program, lifting every other day so that you give your muscles time to recover. Work to increase the amount of weight and number of repetitions that you can do. You should be able to do 8 to 12 repetitions of each exercise. If you can do more repetitions, increase the weight. If you can't do that many, try lifting less and working your way up.

### The rice program

Here's a fun set of exercises that benefit all players, particularly defensive backs and players who handle the ball on offense. You'll also appreciate these exercises if you prefer the "home remedy" approach. First, fill a barrel with 100 pounds of uncooked rice and then do the following drills to improve your wrist and forearm strength (your wrists should be locked when doing these exercises):

- ✔ Place your open hand in the barrel and, in a circular motion, work your arm in a clockwise and then a counterclockwise motion, 15 times in each direction.
- ✔ With your palm facing you, place your hand in the barrel and move it back and forth 15 times.
- ✔ Place your open hand close to you in the barrel, and then push it away 15 times to the other side of the barrel. After every push, remove your hand, drop it into the barrel's edge closest to you, and push again to the opposite side.
- ✔ Put your hand deep inside the barrel and open and close your hand 30 times.

Top-notch trainers say that each individual is genetically different and that each player should start by choosing a weight that he can lift. Simply find your best weight — the one that really challenges you but doesn't put your body in danger because it's far too heavy for your strength level. What's important is that you lift with the proper technique and go through your numbered sets with a weight that suits you.



Here's a good lifting program that you can follow. You use an Olympic lifting bar for all bar lifts. For the machine lifts, use the specific machines that I list.

- ✔ **Hang clean:** If you've ever seen Olympic lifters do cleans, you should know that this lift isn't a "clean and jerk." A hang clean is a clean lift off the floor in one fluid motion, accelerating as you pull the weight upward. After you raise the weight, lower it slowly until you rest the weight, with the help of your wrists and hands, on top of your chest.
- ✔ **Bench press:** Lie on your back and, with assistance, have the bar placed on your chest. Then push your arms straight upward, lifting the weight toward the ceiling.
- ✔ **Incline press:** Follow the instructions for a bench press, but instead of lying flat on your back for this exercise, lie at a 60-degree angle. Press the bar outward to work the muscles of your upper chest and back.
- ✔ **Decline press:** This lift is the opposite of the incline press. You lie at a 60-degree angle downward, working the muscles under your chest and your pectoral muscles from all angles.
- ✔ **Supine/French curl:** Lie down flat with a bar. With your elbows locked in at the side of your torso and with your forearms in an upward position, bring the bar above your head. The supine curl exercises your triceps.
- ✔ **Wrist flexion:** While sitting on a bench or stool, hold the bar in your hands with your palms facing up. Allow the bar to roll in your hand from near your wrist to your fingertips. Then lift the bar above your head. The motion of the bar, rolling through your hands, strengthens your wrists.
- ✔ **Wrist extension:** While sitting on a bench or stool, grip the bar in your hands with your palms facing the floor and allow the bar to roll to your fingertips. Then lift the bar above your head.
- ✔ **Row machine:** This is a back exercise from a freestanding exercise machine. Move your arms forward and then move your elbows outward as you move the weighted pads of the machine outside of your arms.
- ✔ **Lat pulldown:** The lat pulldown machine helps you do pull-ups. Even though you pull down on the bar, you have the sensation that you're pulling up because the weight is being lowered.
- ✔ **Preacher curl:** The preacher curl machine looks like a pulpit. You put your elbows in the machine, and your hands are free-falling. Move the weight with your upper arm, working your biceps.



For more information about how to perform these and other weight-lifting exercises, and for more strength training ideas, check out *Weight Training For Dummies*, 3rd Edition, by Liz Neporent and Suzanne Schlosberg (Wiley, 2006).

## Weight Training in the Off-Season

A standard off-season weight training program consists of four lifting days, alternating upper body and legs, heavy and light weights. You should never repeat the same lifting pattern on consecutive days. Daily workouts consist of a total of 16 sets involving one muscle group (primary) in addition to another muscle group (secondary). You can break up these routines by working on another body part — such as forearms — in the middle of this program.

For example, on Day 1, choose your chest and triceps as your primary muscle groups, your back and biceps as your secondary muscle groups, and then work on your forearms in between those groups. On Day 2, choose your shoulders as your primary muscle group, your legs as your secondary group, and break up those sets by working on your forearms. On Day 4, at the end of the week, choose your legs as your primary, your shoulders as your secondary, and work on your rotator cuffs in the middle.



The idea is to break up what primary and secondary body parts you're working on by doing another variety of exercises and movements. You can then flip-flop these other exercises through a four- or five-phase program leading up to training camp.

Table 20-1 shows you a sample weight-lifting workout. Again, if you need more basic information, consult *Weight Training For Dummies*, 3rd Edition, for more details.

<i>Exercise</i>	<i>Sets</i>	<i>Reps</i>	<i>Rest</i>
Bar – hang cleans	2	12	1:10
Bar – bench press	2	12	1:20
Bar – incline press	2	12	1:10
Bar – decline press	2	12	1:10
Bar – supine/French curls	2	12	1:10

(continued)

**Table 20-1 (continued)**

<b>Exercise</b>	<b>Sets</b>	<b>Reps</b>	<b>Rest</b>
Bar – wrist flexion	2	12	1:00
Bar – wrist extension	2	12	1:00
Rice program	1		1:00
Machine – row – palms facing	1	20	1:00
Machine – lat pulldowns – front	1	20	1:00
Machine – asst. pull-ups – wide grip	1	20	1:00
Machine – preacher curls	1	20	1:00
Pipe – balance – right/left	1	1 minute	1:00

## Bulking Up without Steroids

The evils of steroid abuse have been documented, and the risks involved with steroids far outweigh any possible benefits. Instead, young players can put on weight and muscle naturally without using these illegal hormone-enhancing drugs. Medical experts have discovered that extensive use of steroids, which generate synthetic-like muscle mass, can cause heart disease, liver failure, and impotency in addition to other medical problems.



Every player needs a good weight training program and a good supplement program. Fortunately, some very good protein drinks and engineered foods are available to help you achieve your goal. No player should proceed with a supplement program without discussing all the variables with his team trainer or nutritionist. Allow them to recommend what supplements you need. College and NFL teams include supplements as part of their training-table meal programs. For those of you on high school teams, consult with your family doctor if your parents don't want to rely on a high school trainer or coach.

The whey protein used in today's protein drinks is a better protein — with a higher absorption level — than was used in the past. Players can also take supplements, from protein muscle-builders like *creatine* to engineered complete foods that provide the protein and nutritional equivalent of five to six meals a day without the high fat content.

The player who needs to put on weight and the player who needs to take it off have a similar goal. Each player has to achieve the right ratio of lean muscle mass to body fat. For a small player to get bigger, he needs to eat a lot of extremely dense foods (pasta, bran, bread) or take the equivalent (supplements) and work out. He can bulk up without using steroids.

## Stretching

Not only does stretching help you remain injury-free, but it also increases your flexibility, which ultimately makes you a better football player. You can stretch an extra inch to catch that pass or lunge forward another foot to score that touchdown.

Most injuries — hamstring pulls, for example — don't occur because the player isn't trained. They occur because he's fatigued. During training camp, especially, rest is as important as work, and some of the best kind of work is stretching.

Stretching can be called *undertraining*, which consists of simple exercises such as lying flat on your back with a towel wrapped around your leg and moving the towel slowly back and forth. That exercise restores the muscle because what you're doing is bringing oxygen into the area, or undertraining the muscle. You can also do many exercises directed at the body's core or trunk.



Make sure that you stretch before every practice and game and before you lift weights. Here are some stretching exercises you can try:

- ✔ **Shoulder rotation:** Move your shoulders forward and do arm rotations; rotate your arms front and back, six times each way. Your arms should be fully extended and straight while you rotate them.
- ✔ **Trunk twist:** Put your hands on your hips, place your feet 24 inches apart, and bend your trunk like Jack LaLanne did 100 years ago. With your head and chest facing forward, bend the trunk of your body five times while your upper body is turned to the left. Then repeat the motion, bending five times to the right. Point your feet forward for all these bends.
- ✔ **Calf stretch:** Put your right heel back a step and on the ground and put your left foot out in front of you. Keep your right leg straight and bend down with your arms. Hold the stretch for 15 seconds and then repeat with the other leg.
- ✔ **90/90 stretch:** Lie on your side and bend your knees into your trunk until you look like a chair. Your knees should be bent so that your upper legs are at a 90-degree angle to your lower legs. Hold your body for 15 seconds, lying on both your right and left sides.

- ✓ **Half bow:** Lying on your right side, grasp the foot of your left leg and pull your heel back until it touches your rear end. This exercise stretches your frontal quadriceps. Then turn over and repeat the exercise while lying on your left side. This time you work your right leg. Hold each stretch for 15 seconds.
- ✓ **Supine hamstring stretch:** Lie down on your back with your knees bent and both feet on the ground, keeping your back flat. Take your right leg and stretch it upward. Bend it and stretch it upward again, very slowly. Hold this bending motion for 15 seconds for each leg.
- ✓ **Split stretch:** In a seated position, split your legs apart and bend your body down the middle to stretch your abductors, those muscles in the lower part of your stomach. Your hips should be moving during this stretch. You don't want your lower body to be stiff. Do this exercise to the right, left, and middle.
- ✓ **Groin stretch (also called the butterfly stretch):** In a seated position, put the soles of your feet together and move your legs so that they flap like the wings of a butterfly. Do this stretch for 15 seconds.
- ✓ **Hip flexor:** In a standing position, move your hips downward to the ground while bending your knees. Keep your chest erect and high during this exercise.
- ✓ **Trunk rotation:** In a standing position with feet facing forward, twist your upper body as far as you can to the right (and then to the left). Your face and chest should be pointing that same direction at the end of the twist. Repeat this twist six times, clockwise and counterclockwise. Your arms can be at your side, and your hands can be on your hips while doing these twists.

## *Eating Your Way to Better Football Performance*

Looking at the size of some of today's football players, you may think that they eat as much of whatever food they want so that they grow as big as possible. Not true!

The days when a typical training camp meal consisted of three steaks piled on top of a potato with some pasta or a small salad on the side haven't existed since the late 1970s. Today's player is more likely to have a mound of pasta on his plate with plenty of vegetables and fruit and maybe a small piece of meat on the side. The emphasis has switched from protein to complex carbohydrates, and most NFL teams now serve a rice or pasta dish with every meal.

Generally speaking, balance is the key to proper nutrition. To maintain itself, your body needs a wide range of nutrients from a variety of natural sources. Strive to eat many vegetables and fruits, an assortment of whole-grain products, and meat and dairy products that have lots of protein. Carbohydrates do provide quick energy, but you need to eat from all four food groups — just like Mom told you!

I'm not giving you top-secret information here. A player knows which foods are good for him and which ones aren't. The trick is getting the player to eat a salad instead of a cheeseburger or an apple instead of that piece of pie.



The most important thing to remember is that even a little bit of a good thing is better than nothing. If you can't eat five servings of fruit a day, eat two. If you don't have any fresh vegetables, eat some frozen ones. And don't beat yourself up if you stray. Just get right back on the program.

## *Pregame and postgame meals*

The meal that you eat the night before a game is more important than the pregame meal, which is the meal you eat the day of the game. The previous night's meal provides the fuel that your body will burn during the game, so it needs to contain the proper amounts of carbohydrates, proteins, and good fats (sauces, milk, butter), not saturated fats.

A good meal to eat the night before a game consists of 60 percent carbohydrates (pasta, rice, and whole grains), 20 percent clean protein (lean meats and fish), and 20 percent good fats (from sauces), with vegetables fitting in there, too.

The pregame meal shouldn't be too heavy or full of fat. It should consist of clean (low-fat) carbohydrates with minimal proteins and minimal fats.

After the game, the top priority is to rehydrate your body — drink as much water as possible and stay away from alcohol, coffee, and herbal-based products that are dehydrating. The postgame meal should consist of similar proportions as the meal the night before the game: approximately 55 percent carbohydrates, 25 percent proteins, and 20 percent good fats.

## *Water and sports drinks*

Hydration is such an important subject that I could devote an entire book to it. Football is obviously a demanding sport, and your body needs to be hydrated to work at peak performance, especially on a hot day when you're losing a lot of fluids.

Plenty of sports drinks are on the market today, from carbonated types that have little or no nutritional value to good old Gatorade, which contains the electrolytes that your body needs. However, Gatorade also contains too much sodium for most trainers' tastes. Other specialty drinks are engineered and used for different and specific things. One example is Cytomax, which secretes a proven *recovery enhancer* directly into your body. Recovery enhancers help your body replenish what was lost during a strenuous workout or game.



When you're really, really thirsty, though, nothing is better than a cold glass of water — during competition and afterward. Experts recommend that you drink at least eight 8-ounce glasses of water every day, or more if you exercise frequently. Simply remember to drink a lot.

## Making Safety a Priority

Nothing ruins a football season more quickly than an injury that sidelines you for several games or for the season. Inevitably, when a bunch of large men are trying to knock each other down, people are going to get bumps and bruises. But you can do some things to reduce the risk of serious injury.

Generally speaking, the key to injury prevention is proper training and the development of *proprioceptive strength* — that is, the body's ability to balance with strength or be aware of its balance. Doing different balance techniques fires *proprioceptors* (sensory receptors within your body), which can help prevent an injury when you get hit because your body tightens down the joint before injury occurs.

Think of your body as an electric light. Your brain is the light switch, your nervous system is the wiring, and your muscle is the resulting illumination. Proprioceptors are receivers from the light switch, and every human cell has a receiver.

Proper padding, of course, is also vital to injury prevention. Every player should wear a helmet, a mouthpiece, shoulder pads, knee pads, and so on (check out Chapter 2 for more on this protective equipment). Outside of the standard equipment, eye shields are becoming more and more popular as manufacturers continue to make improvements in visibility. Knee braces, which were standard issue for all linemen 15 years ago, have fallen out of favor after studies indicated that players who wore them were suffering just as many knee injuries. As for those nose strips that virtually every NFL wide receiver, running back, and defensive back wears, no scientific proof can support the notion of improved running performance. But they may help prevent snoring. . . .

## Preparing to play in hot or cold weather

Getting acclimated to hot, humid weather can be extremely difficult for a team that doesn't practice in it regularly (just as getting acclimated to the cold can be tough for a team that's used to working out in a warm climate). Unfortunately, no quick and easy way exists to prepare a team for extreme changes in temperatures, and no miracle, oxygen-rich food exists to ready players for playing at a high altitude.

Basically, the best way that players can prepare for extreme weather conditions is to drink plenty of fluids to keep their bodies hydrated and to take full advantage of equipment that reduces the effects of heat and cold. Simply put,

if it's cold, you need to keep your body warm, and if it's hot, you need to help your body cool. For example, use sideline fans and machines that spray a fine mist in hot, humid weather; use caps, creams, gloves, and miniature hand warmers to combat the cold.

Years ago, players wore pantyhose under their pants to keep their legs warm. But today, plenty of cold-weather gear is available, consisting of man-made fibers that are specifically designed to keep your body warm. When you're playing in extreme weather conditions, proper clothing and equipment are more important than what you eat.



To help prevent injuries, try to do the following:

- ✔ Warm up before you practice or play.
- ✔ Consider taping your ankles or wearing ankle braces.
- ✔ Use the proper length of cleat. Remember to make adjustments if you're playing on artificial turf and you usually play on grass, or vice versa.
- ✔ Drink plenty of water and eat right.
- ✔ Recognize when you're overly tired and take a break. Fatigue can lead to injury and lack of concentration, and if you aren't concentrating while 11 guys are trying to pound you into the ground, bad things can happen!

## Playing Hurt versus Playing in Pain

By the time a player gets to the NFL, he probably knows the difference between *playing hurt* (with a potentially serious injury) and *playing in pain* (with serious bruises or a minor injury that potentially won't worsen while playing). But the distinction is one that every individual must learn for himself after consulting with the team trainer and medical staff.

In the NFL, players are expected to play in pain. Some play hurt, too, like former Los Angeles Rams defensive end Jack Youngblood, who played with a

broken fibula in Super Bowl XIV. Youngblood's sacrifice is an extreme example, though, and players (particularly young ones) should always lean to the side of caution.

For minor injuries, the liniments, ice packs, and heating pads being used today aren't that different from the ones that were used 20 years ago. But rehabilitation has become much more aggressive. Team doctors rarely put casts on injured body parts anymore. They use braces instead and start range-of-motion rehab earlier, which reduces muscle atrophy and gets the player back on the field more quickly.



If you do get injured, keep these things in mind:

- ✔ **Give yourself time to heal.** You aren't any good to your team if you're only working at 80 percent — especially if you re-injure yourself three plays into your first game back.
- ✔ **Take advantage of physical therapy.** Your team's doctor or trainer can help you determine what course of action will help you heal the fastest and the most completely.

Thanks to advances in arthroscopic procedures, injuries that once would have required major surgery and ended a season can be overcome in as little as two weeks with proper rest and rehabilitation.

Football is a tough game, but it's also supposed to be fun — and injuries certainly aren't! Do everything you can to keep yourself healthy and on the roster.



## True confessions: How I stay fit

I didn't always eat right when I started playing professional football. But about two-thirds of the way through my career, I became more conscious of what I was eating and the effects those foods had on my physicality, my endurance, and what I got out of my training sessions.

To stay in shape, I do more cardiovascular workouts today than I ever did as a player. I play basketball and do a lot of exercises on the stair climber and treadmill — I try to do as much low-impact aerobic work as I can. Many players today do the same stuff. When I'm getting ready to do a movie, I may lift light weights. I do a lot of repetitions so I can tone my body.




# Part VII

# The Part of Tens

The 5<sup>th</sup> Wave

By Rich Tennant



## *In this part . . .*

**E**very *For Dummies* book includes a Part of Tens — a group of chapters, each of which contains ten or so important pieces of information. For this book's Part of Tens, I chose to focus on the fans. These chapters talk about the players, coaches, teams, and college football rivalries that I think exemplify the sport of football and everything that makes it great.

The first thing I did when selecting players for these chapters was to find guys whom I truly respected and whom I knew played every down like it was their last one. Every man on these lists played exactly like that. Reading about them should give you a better understanding of what it takes to play this great game of football.

## Chapter 21

# The Ten Greatest Defensive Players of All Time

---

### *In This Chapter*

- ▶ Great intimidators
  - ▶ Defensive backs who played with grace, speed, and heart
  - ▶ Pass-rushers who paved the way for today's heroes
  - ▶ Safeties who hit like linebackers
- 

**W**hen naming a top ten list, you're bound to exclude a number of players who could easily make someone else's top ten — it's a subjective, personal thing. Everyone has a top-ten list of all-time defensive players, so here are mine (plus a couple extras for good measure). Some of these selections are predictable, whereas others may raise an eyebrow or two.

## *Doug Atkins*

Doug Atkins, a 6'8", 275-pounder from Humboldt, Tennessee, started his athletic career as a basketball player at the University of Tennessee, while also running track. One year, he finished second in the Southeastern Conference high jump title. When the football coach heard of his feats, he asked him to try football and put him at defensive end. Atkins was a natural — he started hurdling offensive linemen like he did high jump bars. He became an All-American at Tennessee and is considered one of the toughest men to ever play football.

Atkins played for 17 years in the NFL, from 1953 to 1969, a total of 205 games, mostly for the Chicago Bears and the New Orleans Saints. He played in eight Pro Bowls. Atkins was a terror on the field, refusing to quit. To keep him from destroying their quarterbacks, most teams used two men to block him.

Atkins was every bit as funny as he was mean. One of the best anecdotes about Atkins is how he literally (and liberally) interpreted the words of the Bears' tough-guy head coach George Halas. During practice one day, Halas was unhappy with Atkins's practice habits and ordered him to take a lap around the field while wearing his helmet. Atkins took his lap with his helmet on — but that's all he wore. His teammates cracked up, and so did Halas.

## *Dick Butkus*

Dick Butkus, shown in Figure 21-1, was arguably the most intimidating player to ever play defense. In fact, I think that players were flat-out frightened of him. He was probably the first defensive player who really caught fans' attention. Kids growing up in the late 1960s wanted to hit and tackle like Butkus, the 6'3", 245-pound middle linebacker of the Chicago Bears.



**Figure 21-1:**  
The Bears' Dick Butkus was a fan favorite.

*Photo credit: © Bettmann/CORBIS*

Butkus was so good that he was All-Pro seven times. He had the speed and agility to make tackles from sideline to sideline and cover the best tight ends on pass plays. The NFL didn't officially begin recording quarterback sacks until 1982, but the Bears say that Butkus had 18 in 1967, a huge number for a middle linebacker. He averaged 12.6 tackles per game — today's pro players think that 10 tackles is a great game. The growling man dominated games, finishing his career with 22 pass interceptions and 25 fumble recoveries.

Besides being a ferocious and violent player, Butkus was an intelligent linebacker. He studied game film and knew what the opposition liked to do on offense. At the snap of the ball, Butkus seemed to fly to wherever the play was headed. He had super instincts, which is something every player needs to be successful on defense. He played every game as though it were his last, and had he not suffered a serious knee injury in 1970, his career might have lasted a lot longer.

## Kenny Easley

Okay, Ronnie Lott was the best safety, bar none. But this safety, who starred in college at UCLA, across town from USC and Lott, wasn't too far behind. He was the first player in Pac-10 Conference history to be selected All-Conference all four years, and three times he was an All-American. Easley was a three-sport star at Oscar Smith High School in Chesapeake, Virginia, and was offered college basketball scholarships by ACC (Atlantic Coast Conference) and Big Ten colleges.

I realize that Easley played only seven years in the NFL, but he managed 32 interceptions during his career and was named AFC defensive rookie of the year in 1981 after being a first-round draft choice. In 1984, Easley was voted NFL Defensive Player of the Year when he collected ten interceptions, returning two for touchdowns. He was the defensive heart of his team and a huge reason why the Seattle Seahawks finished 12-4 that season, still the finest record in club history.



Easley was 6'3" and 206 pounds, and he hit people like a freight train. He was a wild man on the field, playing with a total disregard for his body. His career was cut short by a serious kidney ailment and, believe me, our receivers had mixed feelings. They hated to see Easley retire in the prime of his career, but they sure didn't miss his heavy-handed greeting card when they crossed the middle of the field. As a defensive player, I didn't mind watching him while I rested on the sidelines.

## *Joe Greene*

Most people, especially in Pittsburgh, remember Joe Greene as “Mean Joe Greene.” He was the heart and soul of the great Pittsburgh Steelers defensive teams of the 1970s. Pittsburgh’s defensive line was so immovable and suffocating that it earned the nickname “The Steel Curtain.” In fact, during a stretch of nine games in 1976, Pittsburgh’s defense allowed only 28 points while going 9-0.

However, Pittsburgh fans weren’t convinced that Greene — a 6’4”, 260-pound defensive tackle from unknown North Texas State — deserved to be the club’s first-round draft choice in 1969. The team had suffered through five consecutive losing seasons and had last appeared in a playoff game in 1947. A quarterback or running back made more sense to fans. Going with his own instincts, Chuck Noll, the first-year Pittsburgh coach, ignored some of the scouting reports and built his team, one of the NFL’s best ever, around Greene.

The imposing Greene made an immediate impact in the league and was named Defensive Rookie of the Year. He was named All-Pro five times in the 1970s, played in ten Pro Bowls, and was NFL Defensive Player of the Year in 1972 and 1974. In 1972, with the Steelers needing to beat Houston to clinch their first division title ever, Greene had an amazing game — five sacks, a blocked field goal, and a fumble recovery — in a 9-3 Pittsburgh win. During Pittsburgh’s first Super Bowl-winning season, Greene used a new stance, lining up almost sideways between the guard and center. He was able to neutralize those two linemen or shoot a gap from this stance because he had such an unusual combination of speed, quickness, and sheer power. I can’t think of a player who was able to duplicate Greene’s production from that stance.

## *Jack Ham and Ted Hendricks*

I couldn’t separate Jack Ham and Ted Hendricks; they were two of the best outside linebackers I ever saw play. Both had tremendous range and a rare instinct for the game. They saw offensive plays developing before the ball was snapped: They could interpret any running back’s stance. And when an offensive player went in motion, it instantly triggered something in their brains.

Ham — a consensus All-American at Penn State, the school known as Linebacker U — was the first and only linebacker of the 1970s to be named to eight consecutive Pro Bowls. Ham started 14 games as a rookie and was a Pittsburgh regular until he retired after the 1982 season. He was a big-play performer, much like Hendricks, and was adept at shutting down the short passing game; there were few running backs he couldn’t defend.

Besides being extremely quick, Ham was an intelligent player and usually knew his opponents' formations as well as they did. He finished his career with 21 fumble recoveries and 32 interceptions.

Hendricks fell a little short of Ham — 16 fumble recoveries and 26 interceptions — but he was a master when the opposition was pinned near its own goal line. He retired with a record-tying four safeties. Like Ham, Hendricks was a starter on four Super Bowl champion teams. He won three Super Bowls with the Raiders and his first with the Baltimore Colts in Super Bowl V.

Hendricks and Ham opposed each other in the great Steeler-Raider rivalry of the 1970s. Off the field, the iconoclastic Hendricks was the opposite of Ham. Hendricks was a chain smoker and a Good-Time Charlie. Because he was 6'7" and gangly looking, Hendricks was nicknamed "The Mad Stork" coming out of the University of Miami, where he was a three-time All-American. He played in 215 consecutive regular-season games and was selected to eight Pro Bowls.

## Mike Haynes

Mike Haynes was probably the best bump-and-run cover cornerback in the history of the game; he could stick with any receiver. His coverage seemed so effortless because of his superior athletic ability and speed. Haynes was unusually tall (6'2") for the cornerback position, yet he was so graceful. I like to call him a "black hole player" — any player he covered seemed to go into a black hole, disappearing from the field.

Haynes finished his 14-year career in 1989 with 46 interceptions, which ranks low on the all-time listing. But in Haynes's case, statistics don't tell the whole story. He was so good that opposing quarterbacks quit throwing in his direction — which is the highest form of compliment for a cornerback. Haynes was a first-round draft choice of the New England Patriots in 1976, and he finished his first season with eight interceptions, a 13.5-yard punt return average, and AFC Rookie of the Year honors.



Haynes joined me with the Raiders after seven seasons in New England. With the Raiders, Haynes and Lester Hayes formed one of the finest cornerback tandems in the history of the game. During those years, teams threw toward Hayes because they feared Haynes. And in one season, Hayes had 13 interceptions, one shy of the NFL single-season record. You can't play pass defense without solid cornerbacks, and Haynes simply put on a clinic every game, teaching other cornerbacks how the game should be played.

## Ken Houston

How great of a strong safety was Ken Houston? So good that Washington Redskins coach George Allen traded five veteran players to the Houston Oilers for him in 1973. Houston was a defensive back who tackled like a linebacker. For 12 consecutive seasons, between 1968 and 1979, Houston was selected to either the AFL All-Star game or the AFC-NFC Pro Bowl. Without question, Houston was the dominant player at his position in that era.

Houston (6'3", 198 pounds) was a long strider with exceptional quickness and strength. He would sit back from his viewpoint as a safety and attack the line of scrimmage. He had tremendous instincts and owned that proverbial “nose for the ball.” With the Oilers, he returned nine interceptions for touchdowns, an NFL record at the time. During his career, he intercepted 49 passes and returned them for 898 yards. He also recovered 21 fumbles.



One of the most memorable instances of Houston's signature style of tackling occurred in one of the Redskins' great rivalry games against the Dallas Cowboys in 1973. With seconds remaining, Cowboys running back Walt Garrison caught a short pass and started heading toward the end zone. Houston met him at the 1-yard line, lifted Garrison off his feet (a hit called a *decleater*), and planted him in his tracks. The game ended, and Houston's tackle preserved Washington's victory. Throughout his career, the super-strong Houston repeated this style of bone-chilling tackles.

## Sam Huff and Ray Nitschke

Dick Butkus stands alone as the game's best middle linebacker. But Sam Huff and Ray Nitschke stand right behind him in terms of how they tackled running backs from the middle linebacker position. During a 13-year pro career, Huff was a well-known player because his reign of terror emanated from New York City. He appeared on the cover of *Time* magazine when he was 24 and was even the subject of a television special, “The Violent World of Sam Huff.” He played in six NFL championship games with the New York Giants before finishing his career with the Washington Redskins.

Both Huff and Nitschke had a nose for the football and were difficult to block from their 4-3 formations. And both seemed to love the violent aspects of the game; losing their helmets after a rousing tackle was a trademark. Both were instinctively tough players who enjoyed football's collisions and brutality.



They were smart players, too. Huff had 30 interceptions; Nitschke had 25. And when Nitschke's team, the Packers, beat Huff's Giants for the 1962 NFL championship, Nitschke was named the game's most valuable player. He was a soft-hearted man who was loved by many thousands of Green Bay Packers fans. He kept a home in Green Bay until his death in early 1998.

## *Deacon Jones and Merlin Olsen*

It's impossible to list one of these great Los Angeles Rams defensive linemen without including the other. David (Deacon) Jones and Merlin Olsen were a dynamic duo for the Rams for ten seasons (1962 to 1971) until Jones was traded to the San Diego Chargers. Olsen joined the Rams as a first-round draft choice in 1962 after an All-America career at Utah State and was a mainstay on the team's defensive line for 15 seasons. Jones entered the NFL as an obscure 14th-round draft choice who had played at South Carolina State and Mississippi Vocational. But regardless of their backgrounds, these two players worked together to wreak havoc on opposing teams. Because of Jones and Olsen, who lined up side by side on the left, the Rams' defensive line (nicknamed "The Fearsome Foursome") was one of the most feared and successful units in the history of pro football.

Olsen, who was 6'5" and 270 pounds, was named to the Pro Bowl team a record 14 consecutive times. He was very agile for a big man, and he clogged the middle of the line, enabling speed rushers like Jones to cause trouble from the outside. Jones, 6'5" and 250 pounds, was light by today's standard for defensive ends, but he used his speed, strength, and quickness to beat offensive tackles who attempted to block him. While he played, Jones coined the term *sack*, which is used today to define the tackling of a quarterback behind the line of scrimmage. Jones claims that he's the all-time sack leader. And it's difficult to argue with him because the NFL didn't begin to include this defensive statistic officially until 1982 — two seasons after Jones was inducted into the Pro Football Hall of Fame. In 1967 and 1968, Jones was chosen as the NFL's best defensive player.

The Rams teams of his era were defense-oriented, and Olsen was their leader. He was team MVP six consecutive seasons and in 1974 was named NFL Player of the Year by the Maxwell Club, an athletic club based in Philadelphia that conducts an annual poll of the national media. In addition to acting on TV dramas such as *Little House on the Prairie*, Olsen was a football analyst on network television for many years after he retired from football.

## *Jack Lambert*

The beauty of Jack Lambert's career is that he came from a small, non-football power (Kent State) and was rather small by NFL standards, only to rise and become a Hall of Famer. At 6'4", 220 pounds, Lambert was Defensive Rookie of the Year with the Pittsburgh Steelers in 1974 after being a second-round draft choice. He was Pittsburgh's defensive captain for eight years, and many people believe that his presence at middle linebacker solidified the Steelers as a great defensive team. (Lambert is one of three Pittsburgh players whom I mention in this chapter.)

Lambert had an 11-year career with the Steelers and starred in their four Super Bowl victories. He was known for his toothless glare and confident demeanor. He was both an intimidator and a tormentor. Unlike the prototype middle linebacker — the big, huge run-stuffers — Lambert could drop 20 yards deep into pass coverage because he was so quick and fast. He had exceptional range while still possessing the toughness to make rock-solid tackles. No one messed with Jack Lambert, including his teammates.

Lambert was All-Pro seven times and was twice named Defensive Player of the Year. He finished his career with 28 interceptions.

## *Dick "Night Train" Lane*

Dick Lane's story is an improbable one. He played one season of junior college football and a few years on a military team at Fort Ord, California. He was working at an aircraft factory in California, carrying oil-soaked sheet metal, when he showed up in 1952 at the Los Angeles Rams offices looking for work. Coach Joe Stydahar was impressed by his workout and signed him. Lane went on to intercept 14 passes in his 12-game rookie season, a league record that still stands.

Most secondary coverage in those days was man-to-man, and Lane was fast enough to stick with any receiver. Plus he fully understood the passing game because he had been a receiver on his military team. (Lane shifted to cornerback because the Rams already had Tom Fears and Elroy "Crazy Legs" Hirsch, two future Hall of Fame receivers.) Lane also got his nickname via Fears, who was partial to Buddy Morrow music. "Night Train" was one of Morrow's favorite songs, and a teammate put the tag on Lane one night while he sat in Fears's room listening to Morrow's music.

Amazingly, the Rams kept Lane for only two seasons, trading him to the Chicago Cardinals, who later dealt him to the Detroit Lions. His best seasons were with the Lions, where he played the final six seasons of his 14-year career. Lane never won a championship, but he finished with 68 interceptions, which is fourth all-time behind Paul Krause of the Minnesota Vikings, Emlen Tunnell of the New York Giants, and Rod Woodson of the Pittsburgh Steelers, Baltimore Ravens, and a couple of other teams.

## Bob Lilly

Bob Lilly was the first-round draft choice of the Dallas Cowboys in 1961 after being a consensus All-American at Texas Christian in nearby Fort Worth (in fact, Lilly was the *first ever* draft choice of the expansion Dallas Cowboys). He had such a legendary 14-year career that he earned the nickname “Mr. Cowboy.” At 6’5”, 262 pounds, Lilly was built like some of today’s pass-rushing defensive ends. And he played outside for two seasons before coach Tom Landry moved him to tackle, where his cat-like speed and punishing style forced most opponents to double-team him. Ernie Stautner, his old line coach, remembers some teams putting three blockers in his way.

Lilly was selected to 11 Pro Bowls in his 14 NFL seasons and was so durable that he played in 196 consecutive games. In the early part of Lilly’s career, the Cowboys kept winning regular-season games and making title game appearances but couldn’t win the championship game. Dallas played in six NFL/NFC championship games in an eight-year period. When the team finally won a title, Super Bowl VI, Lilly sacked Miami quarterback Bob Griese for a record 29-yard loss.

Usually, defensive tackles fall down when they recover fumbles, but Lilly could run. He returned three fumbles for touchdowns and scored again on a 17-yard interception return.

## Gino Marchetti

Big Gino Marchetti was to defensive ends what the Cleveland Browns’ Jim Brown was to running backs; he was light-years ahead of his time. Marchetti, shown in Figure 21-2, played the run and the pass equally well — he did it all. And he did it with his hands. During his era (the 1950s), most defensive linemen used their forearms and shoulders a lot, but not Marchetti. He kept consistent separation with his hands, meaning that he shed blockers instead of battering his way through them by lowering his shoulder or knocking them over with his forearm.

**Figure 21-2:**  
Gino Marchetti was light-years ahead of his time as a defensive end.



Photo credit: © Bettmann/CORBIS



When I first came into the NFL, I studied four or five players, looking for technique and style. I looked at some of Marchetti's old NFL films, and I tried to play the run like he did. His technique and style would have fit in the 1980s or 1990s — he had all the right pass-rush moves, using his hands so well. Marchetti, who was 6'4" and 245 pounds, used his long frame to hound opposing quarterbacks. If the NFL had monitored quarterback sacks when he played, he probably would have ranked ahead of today's great pass-rushers like Reggie White and Bruce Smith.

Marchetti was also a tough guy. In the great 1958 NFL championship game between Marchetti's Baltimore Colts and the New York Giants, Marchetti made a key tackle on Frank Gifford, stopping him short of a first down with two minutes left and forcing the Giants to punt the ball. Marchetti broke his leg making that tackle. (The Colts rallied to win the game in overtime after Marchetti was carried to the locker room.) The injury forced Marchetti to miss the Pro Bowl game. Had he not missed this game, he could have claimed when he retired that he had made ten consecutive visits to that all-star game — a benchmark for many Hall of Fame players — during his career.

## Chapter 22

# The Ten Greatest Offensive Players of All Time

---

### *In This Chapter*

- ▶ Three quarterbacks whose careers ended in 15 league championships
  - ▶ Runners who combined power with speed and fancy moves
  - ▶ Huge men who dominated defenses, opening up the passing game
  - ▶ Receivers who could play in any era and who blocked, too
- 

**W**ith a few exceptions, this chapter's main criterion was choosing talented players who were also great champions. For example, Sammy Baugh played with the Washington Redskins in the 1940s, and some people would argue that he was a better all-around quarterback and player than Otto Graham. Yet Graham achieved something that Baugh never did: He played for ten seasons and led the Cleveland Browns to ten consecutive championship games — a feat that no other quarterback has accomplished.

I doubt that Graham's winning seven championships in ten attempts will ever be matched, considering the parity in the NFL today. No one has come close to his accomplishment, which makes him a worthy winner in my book. What's great, too, is that Graham was converted to quarterback from tailback — and his best sport may have been basketball.

Another player who could have made this list but didn't is Bo Jackson, the most gifted physical specimen I ever played with. Bo won the Heisman Trophy at Auburn University as a running back. In the pros, he was a two-sport star, playing football with the Los Angeles Raiders and baseball with the Kansas City Royals, Chicago White Sox, and California Angels. A severe hip injury suffered in a football game ended his career prematurely. What a shame — he had the most incredible, natural, raw physical talent that I've ever seen. I left Bo off because his career was cut too short.

Choosing players for all-time teams is extremely difficult. I ended up with 16 players in this chapter, five over the limit for any offensive team. I just couldn't help myself.

## *Terry Bradshaw*

I had to pick Terry Bradshaw or working at FOX Sports would be unbearable; he's like the older brother I never wanted. But kidding aside, Terry was really something in big games. The bigger the game, the better he played. He and Joe Montana of the San Francisco 49ers are the only quarterbacks to have led their teams to four Super Bowl championships. Bradshaw was voted the Super Bowl MVP twice with the Pittsburgh Steelers.

Bradshaw is a great example of a player who refused to quit when his career didn't flourish immediately. Although he was the first player taken in the 1970 college draft, the Steelers didn't immediately turn over the offense and the team to him. But Bradshaw overcame his struggles and his benchings to become one of the all-time greats. For you youngsters, there's a great lesson in Bradshaw's perseverance.

When the Steelers were ready to win, Bradshaw led them to an unprecedented four Super Bowl wins in a six-year period (1974 to 1979). In Pittsburgh's first title run, his touchdown pass to Lynn Swann in the fourth quarter beat the Oakland Raiders in the AFC championship game, and in the Super Bowl that followed, his fourth quarter touchdown pass to Larry Brown clinched the victory over the Minnesota Vikings.

When the NFL liberalized its pass-blocking rules and prevented defensive backs from touching receivers after they ran 5 yards, Bradshaw's throwing talents really blossomed. He had a great arm, and during the 1979 season, the Steelers rode it to the team's fourth championship. In his two championship MVP performances, Bradshaw threw for 627 yards and six touchdowns. Believe me, I know all his stats; I've heard about them enough. If he tells me about the "Immaculate Reception" that robbed my Raiders of a fourth championship one more time, I'll flip!

## *Jim Brown*

Jim Brown was light-years ahead of his time. He also played in an age (1957 to 1965) when the running game was a big part of the offense. Still, with every team geared to stop him, none of their efforts seemed to work. Brown was 6'2", 232 pounds — 10 to 20 pounds heavier than most running backs today

and huge for a player in his days. In nine pro seasons, Brown led the NFL in rushing eight times, totaled 12,312 yards, 106 rushing touchdowns, and 756 points. He was Rookie of the Year in 1957 and MVP twice, in 1958 and 1965.

What is even more amazing about Jim Brown is the fact that he retired from football at age 30. He decided to become an actor and retired during the shooting of probably his most memorable movie, *The Dirty Dozen*. Had he continued to play, Brown might still hold every rushing record, may have gained 20,000 yards, and may have scored 150 touchdowns. To this day, every great runner — from Barry Sanders to Emmitt Smith — is judged by his standards.

Brown, a splendid all-around athlete, dominated his era with a rare combination of power, speed, and size. For such a huge man, his waist was only 32 inches around. He was durable, and his head coach, Paul Brown of the Cleveland Browns, never shied away from using him. At Syracuse University, he lettered in basketball and was an All-American in lacrosse as well as football. He competed in track for one year and finished fifth in the national decathlon championship.

When fans rank their top five players of all-time, Brown should be on everyone's list. Two statistics set him apart: He never missed a game in nine seasons, and his 5.22 yards-per-carry average remains number one.

## Dave Casper

I picked Dave Casper as my tight end because he started his college career at Notre Dame as an offensive tackle. Right off, playing that position at that school means that he was a tough, physical player. In 1972, when Casper switched to tight end in his junior season, he instantly became the best blocking tight end in college football. The only way that defenders could stop him was to hold him when he tried to run a pass route. He was simply too big (6'4", 240 pounds), strong, and fast for the average college player.

For such a physical player, Casper had soft hands, an attribute associated with wide receivers and running backs. Most big, tough guys, which Casper was, have hands of stone. He was a very reliable underneath receiver when he joined the Oakland Raiders in 1974. Had Casper played in today's wide-open offenses, he probably would have caught 80 passes a season. In his only Super Bowl appearance, Casper caught four passes, including one for a touchdown. No tight end was more complete than Casper; he could block anyone and also find a crease, that tiniest of open spaces, in any defensive secondary. He was very smart. When I think of the term *wily veteran*, I think of Casper.

## Earl Campbell

Earl Campbell ran like an out-of-control bulldozer, but he had Ferrari speed after he broke into the open. Campbell was 5'11", 233 pounds, and people said that his thighs were as big as tree trunks. If he couldn't run *around* you, he simply ran *over* you. A Texas native, he was given the gentle label "The Tyler Rose," although he simply wreaked havoc on defenses. He won the Heisman Trophy at the University of Texas in 1977 and was an instant superstar when he joined the Houston Oilers the following season.

In his first pro season, Campbell won the rushing title, was named Rookie of the Year, and was the NFL's Most Valuable Player. The highlight of his rookie season was a Monday night game against the Miami Dolphins in the Astrodome. Campbell rushed for 199 yards and four touchdowns to lead the Oilers (a franchise that has since moved to Tennessee and changed its name to the Titans) to a 35-30 victory. The Astrodome in those days was full of wildly supportive fans, waving "Luv Ya Blue!" placards and banners.

Campbell was a repeat winner of the MVP award in 1979, but his best season was in 1980 when he rushed for 1,934 yards, the second-best single-season mark ever behind O.J. Simpson at the time. Campbell made my list because although he was a punishing runner, he missed only 6 games out of 121 due to injuries.

## Mike Ditka/John Mackey

Among all the tight ends ever to play, these two went into the Pro Football Hall of Fame, one-two. Fans' first impression of Iron Mike Ditka was his toughness, but he, like Mackey, had exceptional hands. Mackey was faster and more of a breakaway threat than Ditka, but both were head and shoulders above every tight end over a 20-year period. They were powerful blockers and ultimate tough guys. Ditka didn't miss a start for the Chicago Bears in his first 84 games, while Mackey missed only one game in his nine seasons with the Baltimore Colts and one with the San Diego Chargers.

Ditka burst onto the pro scene with 56 catches for 1,076 yards and 12 touchdowns in his rookie season, staggering numbers for a tight end (see Figure 22-1). He was a tremendous two-way player at the University of Pittsburgh, plus he was the regular punter. Ditka caught 75 passes in 1964, a season-high record for tight ends that stood until 1980 and the era of 16 games. Together, these two players caught 758 passes for 11,048 yards and scored 81 touchdowns. Mackey averaged 15.8 yards per catch during his career, and as a rookie in 1963 averaged 30 yards on nine kick returns. He was such a scoring threat that, in 1966, he scored six touchdowns covering 50 yards or more.





**Figure 22-1:**  
Mike Ditka catches a touchdown pass in 1963 against the Detroit Lions.

*Photo credit: © Bettmann/CORBIS*

These two were similar in size, both weighing 224 pounds, but Ditka was an inch taller at 6'3". Both men were fierce competitors on and off the field. Ditka was "Papa Bear" George Halas's personal pick to coach his beloved Chicago Bears. The franchise won its only Super Bowl after the 1985 season with Ditka as head coach. Ditka returned to coaching for three years starting in 1997 with the New Orleans Saints. He has since returned to being a television commentator.

Mackey, who was one of quarterback Johnny Unitas's favorite targets, served as president of the NFL Players Association. Many in football believe that his passionate pursuit of player rights as the union leader initially held back his selection to the Hall of Fame.

## Otto Graham

Any debate over Otto Graham's selection should cease when you consider that he's the only professional quarterback to lead his team, the Cleveland Browns, to ten consecutive championship games. The Browns won seven of those games, and Graham's teams won more than 83 percent of their games

during his career. What's also astounding about Graham is that he played tailback, not quarterback, at Northwestern University. And many people in his town of Waukegan, Illinois, believed that his best sport was basketball.

Browns coach Paul Brown chose Graham in 1946 for his poise, leadership, and ball-handling skills and believed that he would be a great T-formation quarterback, even though he had never played the position. (In the T-formation, the quarterback moved behind the center to take a direct snap, and three players — mostly running backs in the 1930s — were aligned behind him, three across.)

In the late 1940s, Graham, who finished his NFL career with a 55.7 completion percentage, was astute at throwing the deep sideline and crossing routes that are prevalent in pro football today. Brown also used receivers in the backfield and put these players in motion, knowing that Graham was smart enough to deal with an evolving offensive strategy. The only knock on Graham and his Browns was that they played in the All-America Football Conference for four years, a league considered inferior to the NFL.

But after Graham and the Browns joined the NFL, their successes continued. In the Browns' 30-28 victory over the Los Angeles Rams in the 1950 championship game, Graham passed for four touchdowns. In the 1954 title game against Detroit, Graham passed for three touchdowns and also ran for three touchdowns. In his final season, Graham led the Browns to another title, this time beating the Rams. In this game, he passed for two touchdowns and ran for two more. Among the old-time quarterbacks, Graham's rating of 86.6 ranks number one (see Chapter 4 to understand the NFL quarterback rating system) and is surpassed by only five modern-day players.

## *John Hannah*

John Hannah was big, mean, athletic, and a steamroller — all perfect ingredients for one of the game's finest all-around offensive linemen. When he came into the NFL in 1973, a first-round draft choice of the New England Patriots from the University of Alabama, Hannah was the first guard of such size (6'3", 270 pounds) who also could run well; he was a devastating pulling guard.

Some people had doubts about Hannah's ability to adjust to the pro game. This is because he was strictly a zone, straight-ahead blocker while playing in Alabama's wishbone offense, which featured option running by the quarterback, who also pitched wide to running backs. A lineman didn't have to leave his stance and run wide to block or concentrate on pass-blocking techniques in the wishbone offense. But Hannah had football in his genes (Herb, his

father, played pro football with the New York Giants), and he was an adaptable athlete, having won varsity letters in wrestling and track, as well as football, at Alabama.

During his career, the Patriots were a few players and a little luck away from being a championship team. Hannah played in only one Super Bowl (and lost), but he was named All-Pro for ten consecutive seasons (1976 to 1985) and Offensive Lineman of the Year by the Players Association four times. In 13 seasons, he missed only 5 of 188 games due to injury.

## *Don Hutson*

Everyone knows that Jerry Rice of the San Francisco 49ers is the best receiver ever, but old-timers will tell you that this Green Bay Packer, Don Hutson, was the best. From 1935 to 1945, Hutson's receptions and receiving totals were almost three times greater than his nearest competitor. Teams didn't throw a lot in those days, but the Packers did because they had "The Alabama Antelope," one of the fastest men in football and among its most graceful. In 1942, Hutson caught 74 passes, more than all receivers on the Detroit Lions; his 1,211 receiving yards were more than two NFL teams; and his 17 touchdown catches were more than six NFL teams. Hutson was the consummate deep-ball threat, leading the NFL in touchdown receptions in 9 of his 11 seasons. In his second game as a pro, he caught an 83-yard touchdown from quarterback Arnie Herber. Teams never double- and triple-teamed players until Hutson showed up on the scene.

In college at the University of Alabama, Hutson was an all-around jock. In fact, one day, he was playing outfield in a baseball game and left to compete in a track meet. He ran a 9.7-second 100-yard dash, winning the event, before hustling back to his baseball game.

Hutson, a charter inductee into the Pro Football Hall of Fame, was a two-way performer, playing at left end and in the secondary on defense. In his final four seasons, Hutson intercepted 23 passes. His record of 99 touchdown receptions stood for 44 seasons. And he was great until the bitter end, leading the NFL with 47 receptions in his final season.

Before he died, Hutson was asked about modern athletes and whether he could play in today's game. "How many catches would you have today?" the young reporter asked. "Oh, probably about 50," Hutson replied. "Fifty? That's not as many as you had in your prime," the reporter retorted. "Well," Hutson said, smiling, "I am 74, you know."

## *Hugh McElhenny*

People referred to Hugh McElhenny as “The King.” On his first play as a pro with the San Francisco 49ers, he ran 40 yards for a touchdown. Some say that McElhenny was the greatest running back to ever catch a screen pass. He was dangerous in the open field, owning the complete repertoire of moves: He could pivot, sidestep, spin, change his pace, and fake you out of your pants. McElhenny likened running in the open field to walking down a dark alley: He instinctively knew what was lurking in every dark corner — he knew where the 11 defenders were hiding to nab him.

More than 60 colleges offered McElhenny a scholarship, and when the University of Washington won his services, the college’s football program was immediately investigated for recruiting violations. When McElhenny became a professional in 1952, his teammates laughed, saying that his \$7,000 salary meant that he was taking a pay cut.

McElhenny played many of his 13 pro seasons in pain. He needed a steel plate in his shoe and pain-deadening shots in his right foot because of severed tendons that he had suffered as a child. When he retired after the 1964 season, he had played for four different teams and totaled 11,369 all-purpose yards. He was a true game-breaker; he could score from anywhere on the field via the run, the pass, or the kick return. He averaged 4.9 yards a carry in his first ten seasons, plus he had touchdowns of 94, 86, and 81 yards.

## *Joe Montana*

With the game on the line or a championship to be won, Joe Montana is the quarterback I want running my team. When I played against Joe Montana — remember, many manic things are happening on the field during a close game — I was always impressed with his ability to remain calm and focused. His composure is merely one characteristic that sets him apart. He was also a tremendously accurate passer — his all-time passing accuracy was 63.2 percent and he once completed 22 consecutive passes.

Montana is one of those great quarterbacks who was raised in and played high school ball in a relatively small corner of western Pennsylvania. Joe Namath, Dan Marino, Jim Kelly, and Montana all come from that part of the state (all are Hall of Famers except Marino, who is soon to be one). Although he appeared thin in build, Montana was a tough quarterback. After major back surgery in 1986, he returned to perform some of his greatest feats. His most productive seasons were in 1987 and 1989, the latter of which culminated in a 92-yard scoring drive to win Super Bowl XXIII in the final seconds.

Montana was named the Super Bowl MVP a record three times, and in his last two playoff runs to Super Bowl titles, Montana passed for 19 touchdowns with just one interception. The beauty of Montana is that he won at every level — high school, college at Notre Dame, and the NFL — despite some coaches and NFL scouts doubting his abilities. San Francisco Coach Bill Walsh designed an exquisite pass-control offense, and Montana directed it with the passing precision of a surgeon. If he wasn't the best quarterback of all time, he surely was the most instinctive player ever to play this position.

## *Jim Parker*

Jim Parker was the first offensive lineman elected to the Pro Football Hall of Fame. A first-round draft choice from Ohio State, Parker played both ways — offensive and defensive tackle — but Baltimore Colts coach Weeb Ewbank changed all that by starting him at only offensive tackle in 1957. The plan was pretty simple: Parker, all 6'3" and 273 pounds of him, was supposed to protect quarterback Johnny Unitas, one of the greatest passers of all time. Unitas attempted 47 passes in his very first game and wasn't sacked once. Parker was magnificent at his job.

Parker was the first huge man — who possessed the quickness of a man 60 pounds lighter — to emerge as an outstanding blocker. Until men like Parker arrived, defensive players generally dominated pro football's line of scrimmage; most athletic big men preferred playing defense to offense.

Parker's gifts were immeasurable. He was a Pro Bowl player at tackle for four years when Ewbank was forced to shift him to left guard because of injuries to other players. Parker fit perfectly in that role and was named All-Pro at guard for four consecutive seasons. A knee injury ended Parker's career in 1967.

## *Walter Payton*

Mike Ditka, the great Chicago tight end and coach, called Walter Payton (shown in Figure 22-2) the most complete football player he had ever seen. Payton's nickname was "Sweetness," but maybe it should have been "Toughness." He missed only one game in 13 seasons with the Chicago Bears, and that one was a coaching decision by Jack Pardee in Payton's rookie season of 1975.

Excluding his rookie year and his final season, when he no longer was the hub of Chicago's offense, Payton touched the ball an average of 24 times a game for 119 yards, combining rushing and receiving gains. Payton is the NFL's second-leading all-time rusher with 16,726 yards (Emmitt Smith is first).

Players marveled about Payton because he did whatever he needed to do to win, and he stood out because he spent more than half his career on non-playoff teams. In fact, in Payton's first eight seasons, Chicago was a dismal 61-70. His passion for the game ran deep. He enjoyed blocking and would run a dummy pass route like he was the intended receiver. Heck, he even passed for eight touchdowns. In 10 of 13 seasons, Payton rushed for at least 1,200 yards. He needed arthroscopic surgery on both knees after the 1983 season, in which he gained 1,421 yards on those two gimpy knees. Tragically, he died in 1999 at age 45.



**Figure 22-2:**  
Walter Payton, nicknamed "Sweetness," was a standout running back for the Chicago Bears.

Photo credit: © Bettmann/CORBIS

## Gale Sayers

If you enjoyed watching running backs like Barry Sanders and O.J. Simpson, you would have loved Gale Sayers of the Chicago Bears. Sayers was a speedster with shake-and-bake moves, a dazzler in football pads. The only sad thing about Sayers is that two knee injuries shortened his career. Still, in basically a five-season career, he accomplished enough to deserve entry into the Pro Football Hall of Fame on the first ballot. Sayers enjoyed nothing more than returning punts and kicks. In his first preseason game, he raced 93 yards with a kickoff and 77 yards on a punt return, and he also threw a 25-yard touchdown pass with his left (poor) hand.

In 1965, Bears coach George Halas, who coached more than 40 seasons, remarked after Sayers scored six touchdowns on a muddy Wrigley Field against the San Francisco 49ers that it was the greatest performance he had ever seen. Sayers gained 336 yards that day, and some people say that he covered more than 130 yards while scoring on an 85-yard punt return in which he zigzagged all over the field.

In basically 12 full games that season, Sayers scored 22 touchdowns and averaged 31.4 yards on kick returns and 14.9 yards per punt return. His 2,272 combined yards by a rookie still ranks second in NFL history. Sayers had only two 1,000-yard rushing seasons, but he did average 5 yards per carry and scored a touchdown 1 out of every 23.7 times he touched the ball.

## Art Shell

Art Shell arrived with the Oakland Raiders as a third-round draft choice from tiny Maryland State-Eastern Shore in 1968, a year after Gene Upshaw. However, the two players eventually united to form the best guard/tackle combination in the history of the NFL. Shell, who was 6'5", 285 pounds, became the starting left tackle in 1970 and was named to eight Pro Bowls in the 1970s. He became the Jim Parker of his era. Shell and Upshaw worked as one, dominating their side of the offensive formation on run sweeps.

However, Shell also evolved into a picture-perfect pass-blocker. In Super Bowl XI, Shell virtually buried talented Minnesota defensive end Jim Marshall to help lead the Raiders to victory. Shell was a mammoth man with Gene Kelly's feet. He could *slide-protect* (he had quick feet, which allowed him to shift his body easily in any direction when protecting his quarterback in passing situations), and he could also hammer defensive linemen with his brutish strength. Shell developed his agility while earning All-State honors in basketball at Bonds-Wilson High in North Charleston, South Carolina.

Shell later became one of the first African-Americans to become an NFL head coach in the modern era. He owns a 56-51 record in his two stints as coach of the Raiders. He opened the door for other African-American coaches like Tony Dungy of the Indianapolis Colts, Herman Edwards of the New York Jets, and Lovie Smith of the Chicago Bears.

## *Gene Upshaw*

Most fans know Gene Upshaw as the executive director of the NFL Players Association, a title that translates into the leader of the players union. As leader of the union, he was the man debating ownership regarding free agency and essentially more money and benefits for players. The ex-Oakland Raiders guard seemed destined for such a role because he entered the league in 1967, when its popularity was mushrooming, and left in 1981, knowing that pro football had surpassed baseball as America's pastime. Also, he was a Raiders captain for eight seasons, which is the same number of years this left guard was named to All-AFC or All-Pro teams.

Upshaw was the first of the really tall (6'5") guards, and he was drafted in the first round to block a specific Oakland opponent: Hall of Fame tackle Buck Buchanan of the arch-rival Kansas City Chiefs. Upshaw had never played guard, but he won the starting job as a rookie and kept it for 15 seasons. Upshaw is the only player to start on championship teams in the old American Football League and in the NFL. The Raiders won the AFL title in 1967 and then Super Bowls XI and XV with Upshaw leading the way. Upshaw was a fierce competitor who was equally adept at run-blocking and pass-blocking. All told, he played in 307 regular-season and postseason games with the Raiders, 24 of them playoff games.



## Chapter 23

# The Ten Greatest Coaches of All Time

---

### *In This Chapter*

- ▶ Coaches who helped make football what it is today
  - ▶ Coaches who devised the offenses that most teams use today
  - ▶ Modern-day coaches who are destined to become legends
- 

You may have this same little problem that I do: I don't like choosing sides or picking favorites. With my boys, I know how tough picking a Little League all-star team can be. And now I have to pick the best football coaches of all time.

I went with my gut (and it isn't that considerable, either) in this chapter. I'm not a big history buff, so I didn't consider all the old-timers like Pop Warner and Curly Lambeau. And I skipped over some super college coaches like Ohio State's Woody Hayes, Nebraska's Tom Osborne, and Paul "Bear" Bryant, who actually walked on water in Alabama, I hear. University of Southern California's Pete Carroll is something of a college version of Bill Walsh. And who wouldn't want men like Penn State's Joe Paterno watching over their sons?

I spoke with many coaching friends to narrow my list to the following men. Most of them were innovators, and all of them were winners. Everyone speaks of playing hard, win or lose. But I know that a football coach is special when he molds 30 to 50 men into a championship team. All these men are champions. And many of these great coaches are connected to one another. For example, Don Shula worked under Paul Brown. I know that Shula credits Brown for how well organized and prepared he was on game days.

## Paul Brown

I loved playing pro football, but I don't know if I could have sat still in a Paul Brown classroom. This man turned football into a science class back in the late 1940s. He even graded every player's performance from game film and sent plays in from the bench. Players were turned off by his classroom approach. However, his revolutionary approach to practice sessions and his demands that players take notes and carry playbooks became commonplace and have remained so for decades, from high school ball to the NFL.

In 1956, Brown wired his quarterback's helmet in order to transmit instructions. More than 40 years later, the NFL allows every team to do so (although those transmitters don't always work).

The Cleveland Browns are the only team named after a head coach — which proves just how talented Paul Brown was. The Cincinnati Bengals' Paul Brown Stadium is named after Brown as well. After winning a national championship at Ohio State and coaching Washington High School in Massillon, Ohio, to six consecutive Ohio state championships, Brown was paid the princely sum of \$20,000 to coach and build a professional team, called the Cleveland Browns, in 1945. The Browns won four consecutive championships, but the team's success (52-4-3 record) doomed the All-America Football Conference. But when the mighty NFL absorbed the Browns, the team didn't play like second-rate performers. In their first game in the new league, the Browns defeated the NFL champion Philadelphia Eagles. They won three more championships over the next six seasons.

Brown eventually left Cleveland, retiring with a 115-49-5 NFL record. He returned to football in 1968 as the owner and coach of the Cincinnati Bengals, an expansion team. After only three years, the Bengals made the playoffs. Brown died in 1991, and his family continues to have a controlling interest in Cincinnati's NFL franchise.

## Joe Gibbs



Although my Raiders beat his Washington Redskins in Super Bowl XVIII, we also lost to Joe Gibbs's team a couple of times during my career. I never thought that its personnel matched up with ours, but Gibbs always had his team ready to play and exploit our weaknesses. From top to bottom, the Redskins were as well-coached as any group I ever faced. His teams always played hard; they were physical as well as daring, and they played together as a team.

Players say that Gibbs was strict but fair. The biggest testament to his abilities is that he won three Super Bowls — and that he won with three different quarterbacks. He didn't need many stars or dominant players to win. He knew how to build on his players' strengths and minimize their weaknesses. Not only was he great with quarterbacks, but he won with big backs (such as John Riggins) and small receivers. His teams were able to play power football (running the ball) one week, and then the next week, he'd open it up and beat you throwing the ball. One of his power football tactics was the three tight end offense. Not only did this offense help his team's running game, but it also negated the strength of Giants linebacker Lawrence Taylor.

Gibbs, who won 16 of 21 playoff games, was a tireless worker. I heard that he slept in his office two or three nights a week and often worked 20-hour days. I know that a lot of people see Joe as a serious guy, but he also can be pretty funny. And I thought he did a great job as an analyst on NBC's pregame show.

## *George Halas*

George Halas is my first real old-timer. But I probably wouldn't be writing this book or even have my job at FOX if it weren't for George Halas, the father of pro football. When you think of Chicago, the city of broad shoulders, you immediately think of bigger-than-life men like Mayor Richard Daley, Al Capone, and "Papa Bear" Halas. I can't think of another large American city that has a bigger connection with a football team than Chicago, and it's all due to George Halas.

Legend has it that Halas was cheap with a buck and was a strict disciplinarian, but he was also a showman. In 1920, in the Hupmobile showroom of a Canton, Ohio, car dealer, Halas represented one of the NFL's original teams, the Decatur (Illinois) Staleys. (Imagine playing for a team called the Staleys!) A year later, Coach Halas wised up and moved the team to Chicago. The next year, he changed the team's name to the Bears.

Halas realized that the pro game wouldn't survive without stars, so he signed Illinois All-American Red Grange in 1925. At that time, Grange was the most exciting player in college football. The Bears went on a barnstorming tour and played before packed stadiums, showing thousands of fans how great the pro game was. Halas pioneered radio broadcasts of games, and he also was the first to use a public address system to describe to fans what was happening on the field: how many yards were gained, who made the tackle, and what the down and distance were.

Halas was associated with the Bears from the team's inception until his death in 1983. He stepped away from coaching three times, and each time a rejuvenated Halas returned to lead Chicago to an NFL championship. He believed in hiring the best assistant coaches, and he didn't mind sharing the credit. Clark Shaughnessy drastically altered the Bears' offense in 1940, and the result was a 73-0 victory over Washington in the NFL title game. The lopsided victory provided national attention for the publicity-starved professional game. Until Don Shula broke his records, Halas was the number one coach with 324 pro football victories.

## Jimmy Johnson

Jimmy Johnson, like Bill Walsh (discussed later in this chapter), is a super builder and talent evaluator who also happens to be a great football coach. Nothing ever slips by this man. He totally rebuilt the Dallas Cowboys when that great franchise was on the decline back in 1989. He won two Super Bowls with young talent, and then Barry Switzer won another one with players like Troy Aikman, Emmitt Smith, and Michael Irvin — players that Jimmy Johnson drafted.



Jimmy and I worked together at FOX for two years, and I don't think that I've been around many people who are smarter than he is. I knew that he wanted to coach again, and Miami was the one place he wanted to be. Although he's a native Texan, Jimmy loves the water and weather of Miami. Plus, he came into the national spotlight there, winning a national championship at the University of Miami.

Jimmy struggled in his second NFL coaching gig with the Miami Dolphins because the NFL system had changed. He inherited someone else's house, and it came furnished, but because of salary cap restrictions and players' possessive contracts (see Chapter 17 for more details about the pro football draft), Johnson could replace only one or two players at a time. When Jimmy took over in Dallas, he made wholesale changes and rebuilt the Cowboys through the draft (free agency didn't exist in the NFL when he started).

When he left Dallas, the Cowboys were the most talented team in the NFL. Their second-team players could have been starters on other teams — and eventually that's what happened. When free agency began in 1993, Dallas wasn't able to keep all of its players, especially the talented reserves. On a level playing field, I could guarantee you that Jimmy would win another Super Bowl. But today, another owner's checkbook can beat Jimmy to a player he wants. Building a franchise through the college draft takes a lot longer these days. Plus, Jimmy believes that you win with defense (so do I) and by running the football, but Miami's best chance to win was with its quarterback, Dan Marino.

## Vince Lombardi

When pro football first started to become popular on television in the 1960s, Vince Lombardi (see Figure 23-1) was in the process of transforming tiny Green Bay, Wisconsin, into the biggest franchise in the NFL. The Packers were as popular as baseball's Yankees; they were a national team. And Lombardi was the game's most recognized coach. Like a story fresh off a movie lot, the Packers appealed to many blue-collar fans because they're owned by the Wisconsin fans and not by some giant corporation.

Lombardi wasn't an innovator; he honed and borrowed from other coaches' methods. He learned the passing game from Sid Gillman while the two were assistant coaches at the U.S. Military Academy. He was a lineman in college, so he knew the blocking techniques as a player. While coaching at Army, the great coach Earl "Red" Blaik showed him what organization and execution mean to a team.

Lombardi was a man of basics, and the Green Bay power sweep was one of his productions. On the power sweep, the two offensive guards would run around end to block, with a fullback leading the way for the halfback carrying the ball. The fans, the opposition, and everyone knew that the play was coming, but the Packers ran it with such precision that few teams were able to stop it consistently.



**Figure 23-1:**  
Vince Lombardi, who said, "Winning is everything," was pro football's most recognized coach.

Over a seven-year period, the Packers won five championships, including the first two Super Bowls. The only championship game that Lombardi lost was his first, 17-13 to the Philadelphia Eagles in 1960.

So much about being a football coach is teaching, and Lombardi was one of the best. “They call it coaching, but it is teaching,” Lombardi said of his craft. “You don’t just tell them it is so. You show them the reasons why it is so, and then you repeat and repeat it until they are convinced, until they know.” Lombardi, like George Halas, is one of the game’s legendary heroes, and the Super Bowl trophy honors his accomplishments. After trying his hand at management with the Packers, Lombardi returned to coaching with the Washington Redskins in 1969. He led them to their first winning season in 14 years only to die of cancer the following year at age 57. This great man went too soon.

## *John Madden*

John Madden has been the best analyst on television for the last two decades, but before he became a TV star and commercial pitchman, he was one of the game’s best coaches. His enthusiasm and love of the game were obvious from the very beginning. A knee injury derailed his professional football career. However, he hung around the Philadelphia Eagles for most of the year anyway, learning as much as possible from Eagles quarterback Norm Van Brocklin, a future Hall of Famer.

Madden likes to come across as a lighthearted statesman for the game of football — he loves to garrulously describe the play of the oversized linemen and never seems to take the game too seriously — but he’s always been a clever, intuitive leader. Smart like a fox. When you have an opportunity to sit and talk to John, it’s like taking an audience with the Dalai Lama; you sit, listen, and learn.

Like a lot of famous coaches, Madden began his coaching career at the very bottom, with a small junior college team in rural California. In a few years, Madden matriculated to San Diego State, studying under Don Coryell, a great passing coach. “John never let his players give up, even if it was in practice,” Coryell remembers. “Our practices got heated because John didn’t even like to lose a scrimmage.” Eventually, Oakland Raiders owner Al Davis hired Madden as an assistant and two years later elevated him to head coach. Madden, only 32, became the youngest head coach in the American Football League.

If you ever watch NFL films on cable television, you may catch a glimpse of Madden during the Raiders’ great glory run of the 1970s. A big man, Madden was an emotional coach, much like the Pittsburgh Steelers coach Bill Cowher.

He was constantly on the officials, bemoaning terrible calls, waving his arms, and exhorting his players to work harder. Madden coached for only ten years, but he won 100 games faster than any other NFL coach at that time and led the Raiders over Minnesota to win Super Bowl XI. He walked away from the game on top, after the 1978 season, at the age of 42. Many coaches don't earn their first head-coaching position until they're even older than that!

Madden never had a strong urge to return to coaching, and deservedly so. He has become an icon in sports television, deciding to remain in the game's fabric by working as a television analyst, most recently for Monday Night Football. And *Madden NFL*, the home video game series officially sanctioned by the NFL, has carried his name since 1990.

## Bill Parcells

Bill Parcells is a throwback coach in many ways. By that, I mean that he could have coached in any era. His greatest strength is his talent to relate to his players and figure out the best approach to use their skills and turn them into a winning team. He knows how to push a player's buttons, strike a nerve, and force him to dig deep for something extra — for whatever it takes to win. He's a defensive coach, so his focus has been on that side of the ball, supported by an offense that prefers to run first and pass second. If I were physically able, I'd love to turn back the clock and play for this man. He's a coach who appreciates toughness and personal sacrifice for the good of the team.

Parcells coached the New York Giants to two Super Bowl victories in 1987 and 1991. He retired after the second Super Bowl, but returned in 1993 to coach the New England Patriots to the Super Bowl. The Patriots were 2-14 in 1992, but in Parcells' first season, the Patriots won five games, and then an amazing 10 in 1994, which is when he won his third Coach of the Year honor. The 1996 team went 13-6, losing to the Green Bay Packers in Super Bowl XXXII.

A New Jersey guy, Parcells abruptly returned to New York City the next season to coach the New York Jets. And in typical Parcells fashion, he made an immediate impact. The Jets, who had had eight straight non-winning seasons, finished 9-7 in his first season; the year before, New York had won 1 of 16 games. Parcells is an expert at turning perennial losers into perennial winners. His first such accomplishment was with the New York Giants. After one bad season, Parcells enjoyed a remarkable run with the Giants, winning 10, 11, 17, 6, 10, 12, and 16 games between 1984 and 1990 with teams led by linebacker Lawrence Taylor and quarterback Phil Simms. Parcells was named Coach of the Year in 1986 and 1989.

Parcells surprised the football world by taking the Patriots to Super Bowl XXXII, knowing that their only chance to win rested with quarterback Drew Bledsoe. Parcells, who would have preferred to control the clock with a running game, proved to everyone that he could win with an offense that went against his basic beliefs and background. However, his finest coaching job was in the Giants' second Super Bowl run. His team was forced to play the end of the 1990 season without Simms, and they neutralized two great offensive teams, the San Francisco 49ers and the Buffalo Bills, with a stifling defense and a ball-control rushing attack. They beat the 49ers by two points and defeated the Bills 20-19 in Super Bowl XXV.

In 2003, Parcells headed south to coach the Dallas Cowboys, where he was modestly successful with a 34-30 record, making the playoffs twice in four years before he retired at the end of the 2006 season. Parcells is the second-winningest active coach in the NFL, with a record of 174-130-1 (a .572 record).

## *Knute Rockne*

I'm sure that many non-football fans have heard of the University of Notre Dame in South Bend, Indiana. Notre Dame is synonymous with college football. And Knute (pronounced *Newt*) Rockne was college football's greatest coach. And what a great name! The sound perfectly suits the image of football: You have to be rock hard and tough to play this game.

"The Rock," as Rockne was affectionately called, guided Notre Dame to six national championships and had an .881 winning percentage — the all-time best winning percentage, college or pro. He won 105 games and lost only 12. In *Knute Rockne — All American*, a great old movie that you can rent at your local video store, actor Pat O'Brien immortalizes Rockne's famous "Win one for the Gipper" speech. Former President Ronald Reagan, who was a Hollywood star before going into politics, plays the ill-fated George Gipp.

Rockne was a master of the fiery pep talk, a type of speech that even Little League coaches give now and then. When his team was playing badly, he would sarcastically refer to his macho players as girls, which is the last thing tough guys want to hear. But after the game was over and his verbal berating finished, Rockne loved his young players like a father. The players knew that Rockne's rough words weren't personal — even though he scared them at times saying that he might die if they didn't win.

Rockne was an inspirational speaker and traveled the country sharing his thoughts and opinions of life and football. He sold football across the land and made many Americans stand up and take notice. Rockne was the model for much of the motivational locker room rhetoric in Chapter 19.



Rockne was also influential on the field. In 1913, playing end for Notre Dame, he teamed with quarterback Gus Dorais to develop the use of the forward pass in a game against West Point. He was also the first to use *shock troops*, or second-team performers, to wear down the opposition's first string. He believed in playing the best teams every week, which is how Notre Dame became a national team.

## Don Shula

I don't know if he's the best coach who ever walked a sideline, but he certainly is the most successful one. After the 1995 season, Shula retired after 33 years of coaching in the NFL with more wins (347) than anybody. He also possesses the league's only perfect season: 17-0 in 1972, a season that the Miami Dolphins capped off by winning Super Bowl VII. He was the first head coach to cost his owner a first-round draft choice, the price Miami had to pay Baltimore for hiring him away from that team in 1970. The beauty of Shula, NFL executive George Young said, is that "he was best at playing the cards he was dealt." Shula built his offensive and defensive systems around his players, not the other way around, which is more common in the coaching fraternity.

"We take a lot of pride in that," Shula said of his adaptability. "My philosophy was to get the most out of the talent you have, then design your system to best take advantage of that talent. I'd rather not tell a player, Hey, this is my system and demand they either do it this way, or I'll find someone else."

Shula had tremendous success with three different styles of offenses: He played power football with Larry Csonka in the early 1970s, a more balanced scheme with the Colts back in the 1960s, and at the end of his career he pretty much turned the offense over to Dan Marino's big arm and allowed him to throw as much as he wanted. Players win championships, and Shula was fortunate to have quarterbacks such as Johnny Unitas, Earl Morrall, Bob Griese, and Marino, all Hall of Famers, guiding his teams.

I don't fully comprehend the backroom politics that are prevalent in the NFL, but I know that Shula was respected by his peers and upper management. He was always at the forefront of advocating better rules, and he always supported the instant replay system for rectifying an improperly made call on the field.

## Bill Walsh

They don't call Bill Walsh "The Genius" for nothing. He built the San Francisco 49ers out of the ashes (they were a 2-14 team when he took over)

and transformed them into the dominant franchise of the 1980s. To this day, his imprint on the game remains visible. For example, Walsh created the West Coast offense, and now many NFL teams use a version of it (see Chapter 8 for more on this offense).

In Walsh's third season, the 49ers won their first of his three Super Bowls. His first offensive team had an incredible lack of talent, but he designed a system that truly worked for them. The 49ers, unlike the Raiders, worked on throwing short, possession-type passes. To them, a 5-yard gain was a 5-yard gain, whether it was a pass or a run play. Walsh didn't care; he simply wanted to maintain possession and keep the ball moving.

In the process of devising this offensive system, Walsh developed one of the game's best quarterbacks, Joe Montana. Now, Montana didn't have the greatest arm, nor was he the biggest guy. But he was one of the toughest and definitely one of the greatest quarterbacks under pressure. In fact, Montana may be the best decision-maker pro football has ever seen. Walsh deserves a lot of credit for Montana and for designing a passing offense that was an extension of the running game.

Although Walsh was a huge factor in developing quarterbacks like Dan Fouts, Montana, and Steve Young, he's also a great judge of talent at other positions. His drafts built the 49ers into champions, and I know that he had to watch only five plays by Charles Haley in college to know that Haley would be a great pass-rusher in the NFL. Jerry Rice, probably the best receiver who has ever played, was another Walsh selection.

Even though many players benefited from his offensive system, Walsh was often quick to release or trade veteran players that he thought were expendable or were running out of time. This policy caused some animosity in the locker room, but Walsh believed that teams needed a constant infusion of young talent. He always seemed to be ahead of the curve, allowing an experienced veteran to depart while grooming a faster, quicker rookie for the role. Walsh was criticized for being cold and calculating, but I know that he had a soft spot for many of his players and simply was dealing with the extremely high expectations of pro football owners.

Walsh is another coach connected to Paul Brown's tree. He coached under Brown in Cincinnati, but when he wasn't named Brown's successor, Walsh moved on, thus becoming available to the 49ers.

## Chapter 24

# The Ten Best Teams of All Time

---

### *In This Chapter*

- ▶ Halas, Lombardi, and Rockne coached greatness
  - ▶ Two teams with two Heisman winners each
  - ▶ Miami's perfect season
  - ▶ Walsh and Johnson built dominance
  - ▶ Rooney was one lucky owner
- 

I've found that nothing in life after football matches the intensity, the pressure, and the feeling of accomplishment of participating in and then winning the Super Bowl. You feel like you're the best on the face of the earth. Often, a championship stamps the winning team as exceptional. The sad part is that, oddly enough, the team who loses a Super Bowl would be better off as the league's 14th best team, rather than the second best, because fans never let you forget that you lost.

For example, the 1990–1993 Buffalo Bills come to mind. They played in four consecutive Super Bowls, a feat that no other team has accomplished. But because they lost all four games, some people label them losers. Not me, though. They almost made this list.

Still, I had to judge the teams listed in this chapter by their championships and their historical importance to football, both college and professional. Forty or fifty years ago, college football ranked above the NFL in popularity, and in the summer, a group of college all-stars played the defending NFL champions in an exhibition game. The college kids even beat the Green Bay Packers, the Chicago Bears, and the Cleveland Browns in a few of these games. Of course, those games meant more to the collegians, who would soon enter NFL training camps as rookies. They wanted to prove their worth and show the pros that they weren't pushovers.

These all-time best teams (listed in alphabetical order) had exceptional talent and ability on both sides of the ball, but they also had qualities like character and determination. And they had coaches, such as Vince Lombardi and Don Shula, who were great leaders.

## Chicago Bears (1940–43)

The Chicago Bears went 41-6-1 in the four seasons between 1940 and 1943, winning three NFL (world) championships during that time. George Halas, the team's founder and Chicago's coach for 40 seasons, participated in only two of these title runs because he joined the Navy midway through the 1942 season (the Bears were 6-0 when he left). In 1963, the National Academy of Sports Editors voted Chicago's 1940 team, which defeated the Washington Redskins 73-0 for the world championship, the greatest professional team of all time. Believe me, these teams, which were long on grit, dedication, and toughness, would hold their own against today's superstars.

When the NFL began in 1920, the Bears were just another team. But Halas built it into a winner and developed stars like Red Grange and Bronko Nagurski. He helped put excitement into pro football; in 1942, a crowd of 101,100 came to Soldier Field — still home to today's Bears — to watch the Bears beat the college all-stars 21-0. At the time, this game was bigger than most professional rivalries because college football was more popular than the pro game with most football fans.



These teams had seven Hall of Fame performers in guard Danny Fortmann, quarterback Sid Luckman, running back George McAfee, defensive tackle George Musso, tackle Joe Stydahar, center/linebacker Clyde "Bulldog" Turner, and Bronko Nagurski, who was called out of retirement that year to take the place of Chicago Bears who were away fighting the war. All seven played both offense and defense (which is almost unheard of in pro football today), and Luckman led or tied for the lead in NFL passing in four of his nine seasons.

## Cleveland Browns (1946–55)

Selecting a single team from this ten-year period of the Browns is impossible, but the accomplishments of this franchise are unparalleled during that period — or, for that matter, in any ten-year span of professional football. The Browns played in ten straight championship games and won seven. Hall of Fame coach Paul Brown, who had an eye for talent, preparation, and strategy, built this juggernaut.

Now, some old-timers may disparage this team's overall success because four of those championships came in the now-defunct All-American Football Conference (AAFC), which some NFL people believe was an inferior league. But in their first season in the NFL, the Browns won 10 of 12 regular-season games and beat the Los Angeles Rams in their first NFL championship game.

The Browns won all four AAFC championship games by an average of 18 points, and in their last 45 AAFC regular-season games, they had a 40-2-3 record. Cleveland's dominance continued in the NFL, where they won six consecutive conference titles and three NFL championships. Cleveland crushed the Detroit Lions by 46 points in the 1954 title game and the Rams by 24 in the 1955 championship. In this ten-year period, the Cleveland Browns won more than 83 percent of their games.



Besides having the game's most innovative coach in Paul Brown, the Browns had four Hall of Fame offensive linemen (Frank Gatski, Mike McCormack, Bill Willis, and Lou Groza) and one of the game's finest all-around quarterbacks — Otto Graham. Groza was also a placekicker, scoring 1,608 points in 21 seasons, and was named Player of the Year in 1954. The Browns were loaded on offense with Graham directing the show. Marion Motley, another Hall of Famer, was a devastating runner and blocker. In fact, I think that he was the best fullback until Larry Csonka came along and played for the Dolphins. Dub Jones, Mac Speedie, and Dante Lavelli may have been the finest collection of receivers ever on one team. The Browns had everything!

## *Dallas Cowboys (1992–95)*

For the most part, Jimmy Johnson built this team. However, he was the head coach only for its back-to-back Super Bowl victories after the 1992 and 1993 seasons. San Francisco kept the Cowboys from making a third straight Super Bowl appearance, but new head coach Barry Switzer led them back to the dance after the 1995 season to win Super Bowl XXX. In this four-year period, Dallas dominated the NFL by winning 59 of 75 games — a .787 winning percentage.

If free agency (discussed in Chapter 17) hadn't come into effect after the 1993 season, Dallas may have ruled the NFL for many more years, because it had not only superstars but also one of the deepest rosters in the league, comparable to the great Pittsburgh teams of the 1970s. Its second-team players actually became starters on other teams. For example, Dallas had a record 11 Pro-Bowlers in both the 1993 and the 1994 seasons, four of whom — Russell Maryland, Ken Norton, Thomas Everett, and Mark Stepnoski — ended up playing elsewhere after that due to free agency.

Jimmy Johnson built the offense around quarterback Troy Aikman, running back Emmitt Smith, and wide receiver Michael Irvin. This trio accounted for much of the action, with Smith leading the way with 10,160 yards rushing and 108 touchdowns in his first seven seasons. Aikman, rugged and strong-armed, is one of the most efficient quarterbacks in history. Irvin averaged 1,419 yards per season in receiving over a five-year period. The offensive line, led by Larry Allen, Nate Newton, and Eric Williams, was a powerful entity, while the defensive secondary was one of the best with Deion Sanders, Kevin Smith, and Darren Woodson. Leon Lett ranks as one of the best defensive tackles in the game.

## *Green Bay Packers (1965–67)*

This team won three consecutive NFL championships, and then defeated the American Football League's representatives (Kansas City and Oakland) in the first two Super Bowls, following the 1966 and 1967 regular seasons. The NFL and AFL merged into one league in 1970, making Super Bowl V the first game that actually could be called the NFL championship. What was impressive about these Packer teams was their transformation under head coach Vince Lombardi. Before Lombardi arrived in 1959, the Packers were a 1-10-1 football team. In only two seasons, Lombardi had these so-called losers competing for the NFL title, and when they won their first championship in 1961, 14 of the 22 starters had been with the club during that dismal 1958 season.



Lombardi was characterized as a taskmaster, but most of his players loved him. He was known for his inspirational speeches, and his fighting spirit infected his players so much that they achieved more than seemed realistic at the time. Of course, this team was also blessed with talent. Quarterback Bart Starr flawlessly directed the offense and owned three NFL passing titles. The starting backfield included Hall of Famers Jim Taylor and Paul Hornung, who set an NFL scoring record of 176 points in 1960. The defense was led by a group of Hall of Famers: tackle Henry Jordan, middle linebacker Ray Nitschke, defensive end Willie Davis, and safeties Herb Adderley and Willie Wood. The offensive line was spearheaded by guard Jerry Kramer and tackle Forrest Gregg, a Hall of Famer who also coached his former team for four seasons in the mid-1980s.

Green Bay thoroughly dominated the 1960s and put this tiny Wisconsin town on the national map. After Lombardi's death from cancer on September 3, 1970, the NFL named the Super Bowl trophy in his honor.

## *Miami Dolphins (1970–74)*

Most observers would say that Pittsburgh, Oakland, and Dallas actually fielded better teams in the 1970s than the Miami Dolphins did. But never mention that in the presence of ex-Miami Dolphins coach Don Shula. Shula, pro football's all-time winningest coach (347-173-6 in 33 seasons), believes that his team deserves to be called the very best of all time.

The 1972 Dolphins are the only unbeaten, untied team in NFL history. Shula's team finished a perfect 17-0-0 when it beat Washington 14-7 in Super Bowl VII. In the perfect season, the Dolphins won three playoff games by an average margin of 5.7 points, which isn't an overpowering number. They repeated as champions in 1973, finishing 15-2, but then they went eight seasons without winning another playoff game.

The only knock on Shula's perfect team was that it was loaded with *good* players, not the *superstar* talent that the Pittsburgh Steelers had in the 1970s, the San Francisco 49ers had in the 1980s, and the Dallas Cowboys had in the early 1990s. Bob Griese was hardly the best quarterback in the NFL in this era, considering that Joe Namath was the quarterback of the New York Jets and Roger Staubach was leading the Dallas Cowboys. However, Griese was an accurate passer and superb field general. The backfield featured three runners, all with different and complementary styles: Larry Csonka was a bruising fullback; halfback Jim Kiick was a multipurpose back and blocker; and Mercury Morris ran like his name — an all-out speedster. The defense was filled with no-name performers, which is why they were called the “No-Name Defense.” Nick Buoniconti, Manny Fernandez, and Jake Scott led this unit, with Scott earning Super Bowl MVP honors for intercepting two passes in Super Bowl VII.

## *Notre Dame (1946 and 1947)*

Even Notre Dame fans can't choose between these two postwar teams that went unbeaten. Both were named national champions. However, the '46 team did play a scoreless tie against Army, which featured two Heisman Trophy-winning running backs: Doc Blanchard and Glenn Davis.

Frank Leahy, whose difficult practices are a part of Notre Dame lore, built this powerhouse that produced an amazing 42 players who eventually played pro football in either the NFL or the All-America Football Conference. In fact, second-team quarterback George Ratterman left after the '46 season to start for the Buffalo Bills rather than play behind All-America Johnny Lujack. Many of the players were veterans of World War II, and some of the second-string players could have been stars at other colleges. Nine players on the '47 Irish team were All-Americans at some point in their careers. Both Lujack, who was also a superb defensive back, and Leon Hart won the Heisman Trophy. Hart, an end, remains the last lineman to ever win the trophy.

Just consider these rankings of the '46 team: They were ranked number one nationally in offense and defense, third in pass defense, first in rushing defense, and first in rushing offense. In a nine-game season, the team allowed only four touchdowns, no extra points, and no field goals. The '47 team finished second in total offense but ranked in the top ten in seven other categories.

Both teams featured end Bill Fischer and tackle George Connor, each of whom won the Outland Trophy, which is emblematic of the best lineman in college football. Connor, who was all-NFL at three positions (offensive tackle, defensive tackle, and linebacker) during his career with the Chicago Bears, was one of the finest interior defensive linemen in the history of Notre Dame. Other stars were Marty Wendell, a linebacker and guard, and Jim Martin, who played end and eventually became an All-American tackle.

## *Oakland/Los Angeles Raiders (1980–85)*



I played for the Raiders and, believe me, I thought we'd be winning or playing in the Super Bowl every year. Before I arrived in Oakland, quarterback Jim Plunkett led the Raiders to victory over the Philadelphia Eagles after the 1980 season. When I joined the team the following year, most of that talent remained. At the end of my third pro season in 1983, we won Super Bowl XVIII, whipping the Washington Redskins 38-9. We won 23 regular-season games over the next two seasons but somehow failed to win another playoff game. The Raiders had to be satisfied with winning two championships during this period, and Plunkett led us both times. Plunkett, a former Heisman Trophy winner at Stanford, was typical of the castoffs from other teams who eventually displayed their skills for the Raiders. Owner Al Davis had an eye for talent, and he always took a chance on a player who had been a first-round draft choice.

This period signaled the end of the glory years for the Raiders, who did have the best winning percentage in sports for more than 20 years. Our team was highly talented on defense: We had Hall of Fame linebacker Ted Hendricks, the late Lyle Alzado as a pass rusher, Rod Martin and Matt Millen at linebacker, and the best cornerback tandem in the league — Mike Haynes and Lester Hayes. The offense was loaded, too: We had Marcus Allen, who was MVP of Super Bowl XVIII, tight end Todd Christensen, and receiver Cliff Branch. We could stretch a defense with our great offensive speed at the wide receiver position and had the best punter in the league — Ray Guy. I made some great friends on these teams, such as nose tackle Bill Pickel, who went to his share of Pro Bowls, and I don't know a tougher, more physical safety than Vann McElroy. Tom Flores, our coach, was especially adept at offensive game plans. We knew who to attack and when.

## *Pittsburgh Steelers (1974–79)*

You could say that this dynasty was built on some of Pittsburgh owner Art Rooney's Irish luck. He wanted to hire Penn State coach Joe Paterno, but Joe said no. Rooney settled for Chuck Noll, who had been an offensive line coach with the Baltimore Colts.

After the 1969 season, a coin flip decided the number-one draft choice. The Chicago Bears called heads; the coin landed tails. The Steelers then drafted a strong-armed quarterback from Louisiana Tech named Terry Bradshaw. With Noll calling the shots and orchestrating the draft and Bradshaw running one of the game's most balanced offenses, the Rooneys made two very fortunate



employment decisions. And the rest is history, as they say. Pittsburgh won 80 of 103 total games and four Super Bowls over a six-year reign — a championship hardware collection unmatched in the NFL annals.

Rooney was a beloved owner, and his son, Art Rooney, Jr., headed a scouting department that scoured all the small colleges, including many all-black schools. Key starters like John Stallworth, L. C. Greenwood, and Ernie Holmes came from such schools, and none of them was drafted higher than the fourth round. In 1974, the Steelers' draft included Lynn Swann, Jack Lambert, Stallworth, and Mike Webster — four Hall of Famers. Franco Harris and Rocky Bleier, a Vietnam hero, were the running backs, while Bradshaw was spectacular in the Super Bowls. In 1976, the Pittsburgh defense, led by "Mean" Joe Greene and Jack Ham, shut out five teams and allowed four others only 28 points in a nine-game stretch. This team had coaching, charisma, and talent.


## *San Francisco 49ers (1984–89)*



San Francisco was the first club since the Pittsburgh Steelers to win back-to-back Super Bowls, and, all told, this franchise has five NFL championships. From 1984 to 1989, San Francisco was 81-25-1 (.757 winning percentage) and won three Super Bowl championships. This team was built by the resident genius Bill Walsh, who turned the 1989 edition over to George Seifert, who mopped up with a 17-2 record in his first year as a head coach. These 1980s San Francisco teams had two of the greatest offensive players of all time — quarterback Joe Montana (see Figure 24-1) and wide receiver Jerry Rice. Also, running back Roger Craig was one of the sport's best multipurpose performers. In 1985, Craig scored 15 touchdowns and led the team with 1,050 yards rushing and 1,016 yards receiving.

Montana and Rice could shred any defense, and under Walsh's system, the 49ers played a ball-control offense. They mixed the run and pass to keep opponents guessing and were experts at managing the clock; they wore down opposing defenses by keeping their offense on the field and racking up a lot of points. San Francisco also developed into a fine defensive team, led by safety Ronnie Lott. In Super Bowl XIX, they controlled Miami's high-flying Dan Marino, who had thrown 48 touchdown passes that season. In the latter years, Charles Haley developed into one of the game's most dominant defensive ends, while Lott continued to play at a high level.

Eddie DeBartolo, Jr., was a free-spending owner, and guys wanted to play for this first-class organization during this period.



**Figure 24-1:**  
Joe Montana led the great 49ers teams of the 1980s.

*Photo credit: (c) Reuters NewMedia Inc./CORBIS*

## *Washington Redskins (1982–91)*

I know that my Raider team beat them in Super Bowl XVIII, but that's the only time coach Joe Gibbs and his Redskins (122-49 in this era) lost a championship showdown. The Redskins may not have been as talented across the board as other championship teams, but they were tough, smart, and well-coached. In the three Super Bowls that this team won, they outscored the opposition 106-51 and totaled 1,419 yards of offense to the opposition's 786. Translation: The Redskins of this era believed in total dominance. And this team was unique because it won with three different starting quarterbacks: Joe Theismann beat Miami in Super Bowl XVII, Doug Williams blitzed Denver in Super Bowl XXII, and Mark Rypien took care of Buffalo in Super Bowl XXVI.

What really set this team apart was its ability to compete in all facets of the game. Beginning with their offensive line, the Redskins were intent on winning every physical battle. The Redskins relished wearing out the opposition, beating them down and finally driving the stake through the opposing team's heart with a long pass completion or some gadget play that Gibbs pulled from his bag of tricks. During this period, the Redskins could hammer a team

with running backs like John Riggins, Timmy Smith, and Gerald Riggs. In the first Super Bowl win, Riggins gave Washington the lead for good with a 43-yard run on fourth down, while Smith ran for a Super Bowl record 204 yards on 22 carries — 78 more yards than he gained during the regular season.

With such a devastating running attack, the Redskins effectively used play-action passes to keep the opposition off balance. In 1989, Art Monk, Gary Clark, and Ricky Sanders all had 1,000-yard receiving seasons. The defense, which was ably coordinated by Richie Petitbon, had dominant players on the line, including tackle Dave Butz and ends Charles Mann and Dexter Manley. And the secondary was led by the incomparable Darrell Green. Placekicker Mark Moseley decided many a game, finishing his career with 300 field goals. Finally, the last major ingredient of the Redskins' success was Gibbs's coaching staff; it was one of the finest in the NFL, with everyone a Gibbs loyalist.



## Chapter 25

# The Ten Most Intense College Football Rivalries

---

### *In This Chapter*

- ▶ Determining which schools have the most competition between them
  - ▶ Noting the greatest football oppositions of all time
- 

**A**ny list of the ten most intense college football rivalries is bound to cause a stir, because each fan has his or her own favorites. My humblest apologies if I left your favorite rivalry off this list.

To put together this list, I considered the number of years a rivalry has been going and whether the teams involved have consistently been at the top of the national standings. And in the interest of including as many teams as possible, I decided not to allow a team to appear on the list more than once. For example, I was tempted to put Nebraska versus Oklahoma, Texas versus Texas A&M, and USC versus UCLA on this list, but Oklahoma, Texas, and USC were already included as part of other rivalries.

More importantly, I won't even try to rank these rivalries from most to least intense — it would cause entirely too much strife. Instead, I just list them in good ol' alphabetical order.

## *Alabama versus Auburn*

In a football-happy state like Alabama, the annual contest — called the Iron Bowl — between Alabama and Auburn is bound to be contentious. The rivalry between these two teams dates to 1893, when the Auburn Tigers defeated the Alabama Crimson Tide 32-22. Incredibly, the annual game wasn't played between the years 1907 and 1948 because the teams couldn't agree on where to obtain officials. But now that the game is on again, the rivalry is as intense as ever. In fact, I've been told that while the Iron Bowl is being played, all human activity, except for watching football, ceases in the state of Alabama.

## *Army versus Navy*

The annual Army–Navy game pits the U.S. Military Academy at West Point (the Cadets) against the U.S. Naval Academy at Annapolis, Maryland (the Midshipmen). At the game’s end, the winning and losing teams stand together and sing one another’s alma mater in a sign of mutual respect and admiration. Winning players may wear gold stars on their sweaters to commemorate their victory on the football field. The Army–Navy game is traditionally the last regular season college football game played.

## *California versus Stanford*

Called “The Big Game,” the annual contest between the Bears of the University of California and the Cardinals of Stanford University isn’t just the occasion for a football game — though the football game is most certainly the main event. Students engage in all kinds of activities in the week prior to the game, including theatrical productions, choral celebrations, bonfires, and an annual hockey game and water polo game between the schools. The winner of The Big Game gets to keep the Stanford Axe, an axe-head mounted on a plaque that lists the scores of past Big Games. The first Big Game was played in 1892 on neutral ground in San Francisco (future president Herbert Hoover managed the Stanford team).

## *Florida versus Georgia*

The annual game between the University of Florida Gators and the University of Georgia Bulldogs is known as the “World’s Largest Outdoor Cocktail Party.” It dates to 1912. As of 2006, Georgia holds a 46-37-2 lead in the series, but in an indication of how superb Florida’s football program has become, Florida has won 15 of the last 17 meetings. The Gators–Bulldogs rivalry is one of only a handful of games that’s played on a neutral site, in this case Jacksonville, Florida.

## *Harvard versus Yale*

The annual battle between the Harvard Crimson and the Yale Bulldogs is known simply as “The Game.” The rivalry originated in 1875, when Harvard won 4-0 to capture the national championship. The Game is the second oldest football rivalry — between Lafayette–Lehigh (1884), the third oldest, and Princeton–Yale (1873), the oldest. According to legend, Harvard coach Percy Haughton strangled a bulldog in the locker room before the 1908 game

to motivate his players. Prior to 1920, Harvard and Yale were football powerhouses. In the years 1875 to 1920, these teams earned 25 national championships between them, with the Harvard–Yale game often deciding the national champion.

## *Lafayette versus Lehigh*

The Lafayette College and Lehigh University annual meeting is known as “The Rivalry.” I put it on this list because, dating to 1884, it’s the most played rivalry in college football. The teams have met a record 142 times (as of 2006), with Lafayette winning 75 contests and Lehigh winning 62 (there were 5 ties). A rivalry this old is bound to be surrounded by folklore. My favorite story has to do with Lehigh halfback “Snooks” Dowd, who in 1918 supposedly ran 115 yards for a touchdown. His run, having begun in the wrong direction, took him around his own team’s goalposts.

## *Michigan versus Ohio State*

The annual matchup between the Michigan Wolverines and Ohio State Buckeyes is called “The Game.” Since 1913, when the teams started playing one another, the winner of the Michigan–Ohio State game has decided the Big 10 championship 70 times. Often in this rivalry, one team spoils the other’s chances for a national championship.

Each year from 1970 to 1975, Michigan came to play Ohio State without a loss — and they promptly lost to Ohio in four of the five games. But, don’t think that Ohio State is the better team. In 1993, 1995, and 1996, Ohio was either undefeated or with one loss when it played Michigan, and it lost to Michigan all three times.

## *Minnesota versus Wisconsin*

Dating to 1890, the rivalry between the Minnesota Gophers and the Wisconsin Badgers is the oldest in Division I-A football. The teams have met 115 times (as of 2006). The winner each year is awarded Paul Bunyan’s Axe, a large ceremonial axe on which the scores and winners of games dating to 1907 are written. Before the Axe became the traditional trophy, the winning team was awarded the Slab of Bacon, a piece of black walnut wood with the letter W or M carved into it (the letter you saw depended on which way you turned the trophy). The Slab was lost in a melee after the 1945 game.

## *Notre Dame versus USC*

The winner of the Notre Dame Fighting Irish–USC Trojans game has gone on to win the national championship 19 times. Between them, the University of Southern California and the University of Notre Dame have had more All-Americans and Heisman Trophy winners than any other combination of two schools — all of which has made for great football viewing over the years (not to mention a great rivalry!).

Notre Dame versus USC is the only rivalry in which geography or conference membership doesn't play a role. The rivalry began in 1926 when the wife of USC Athletic Director Gwynn Wilson persuaded the wife of Notre Dame Coach Knute Rockne that a trip away from snowy Indiana to sunny California every other year to play USC would be kind of nice for the players, coaches, and coaches' wives. The wives then convinced their husbands to play the annual game.

## *Oklahoma versus Texas*

The annual battle between the Oklahoma Sooners and the Texas Longhorns is called the “Red River Shootout” because the winner is supposed to be awarded, until the teams' next meeting, ownership of the Red River (this river forms part of the boundary between Oklahoma and Texas). The Oklahoma-Texas game is played on neutral ground in Dallas, about halfway between the two schools' stomping grounds: Norman, Oklahoma, and Austin, Texas. This rivalry is so old (it dates to 1900) that it started when Oklahoma was a territory, not a state.



# Appendix

## Football Speak

---

**audible:** What a quarterback does when he changes the play at the line of scrimmage by calling out prescribed signals to his teammates.

**backfield:** The group of offensive players — the running backs and quarterback — who line up behind the line of scrimmage.

**blitz:** A defensive strategy in which a linebacker or defensive back vacates his customary position or responsibility in order to pressure the quarterback. The object of a blitz is to tackle the quarterback behind the line of scrimmage (also known as a sack) or force the quarterback to hurry his pass, thus disrupting the offensive play. A blitz generally involves more than four defensive players rushing the quarterback. (Prior to World War II, this defensive strategy was called a red-dog, but the name was changed to blitz after the German Army's blitzkrieg tactics).

**bomb:** A long pass play in which the passer throws the ball to a receiver between 35 and 40 yards past the line of scrimmage.

**bump and run:** A technique used by defensive backs to slow down receivers. The defender bumps the receiver at the start of the play and attempts to keep his hands on him legally for 5 yards before running downfield with him.

**carry:** The act of running with the ball. In statistical charts, a runner's rushing attempts are listed as carries.

**center:** The offensive player who hikes (or snaps) the ball to the quarterback at the start of each play. The term comes from the fact that this player is flanked on either side by a guard and a tackle; he's the middleman (or center) in a contingent of five offensive linemen or blockers. He handles the ball on every play and also snaps the ball to the punter and holder.

**completion:** A forward pass that's caught inbounds by an eligible receiver.

**cornerback:** A defensive player who lines up on one of the wide parts of the field, generally opposite an offensive receiver. He's generally isolated on the "corner" edge of the defensive alignment.

**count:** The numbers that a quarterback shouts loudly while waiting for the ball to be snapped. The quarterback informs his teammates in the huddle that the ball will be snapped on a certain count.

**counter:** A running play designed to go against, or counter, the intended pursuit of the defense.

**defensive back:** A member of the defensive secondary. Defensive backs form the line of defense, whose job is to prevent receivers from making catches and then making lots of yards after the catch. Safeties, cornerbacks, and nickel backs are considered to be defensive backs.

**defensive end:** A defensive player who lines up at an end of the defensive line. His job is to contain any run plays to his side and prevent the quarterback from getting outside of him. On passing plays, he rushes the quarterback.

**defensive line:** The defensive players who play opposite the offensive linemen. The defensive line is made up of ends, tackles, nose tackles, and under tackles. Defensive linemen disrupt the offense's blocking assignments and are responsible for clogging certain gaps along the line of scrimmage when they aren't in a position to make the tackle themselves.

**defensive tackle:** A defensive player who lines up on the interior of the defensive line. His job is to stop the run at the line, or to shoot through the offensive line and make a tackle in the backfield. If he can't make a play, he needs to prevent the opponent's center and guards from running out and blocking the linebackers.

**double foul:** A situation in which each team commits a foul during the same down.

**double-team:** To play two defenders against one offensive player in order to prevent him from making a big play. Usually, receivers or defensive linemen are double-teamed.

**down:** A period of action that starts when the ball is put into play and ends when the ball is ruled dead (meaning that the play is over). The offense gets four downs to advance the ball 10 yards. If it fails to do so, it must surrender the ball to the opponent, usually by punting on the fourth down.

**down lineman:** A defensive lineman.

**draft:** The selecting of mostly collegiate players for entrance into the National Football League (NFL). The draft occurs on a weekend in late April. The NFL team with the preceding season's worst record selects first, and the Super Bowl champion selects last. Each team is awarded one selection per round, and there are seven rounds.

**draw:** A disguised run, which means that it initially looks like a pass play. The offensive linemen retreat like they're going to pass-protect for the quarterback. The quarterback drops back and, instead of setting up to pass, he turns and hands the ball to a running back.

**end zone:** A 10-yard-long area at both ends of the field — the promised land for a football player. A player in possession of the football scores a touchdown when he crosses the plane of the goal line and enters the end zone. If you're tackled in your own end zone while in possession of the football, the defensive team gets a safety.

**extra point:** A kick, worth one point, that's typically attempted after every touchdown (it's also known as the point after touchdown, or PAT). The ball is placed on the 2-yard line in the NFL, or the 3-yard line in college or high school, and generally is kicked from the 10-yard line. It must sail between the uprights and above the crossbar of the goalpost to be considered good. See **two-point conversion**.

**fair catch:** When the player returning a punt waves his extended arm from side to side over his head. After signaling for a fair catch, a player can't run with the ball, and those attempting to tackle him can't touch him.

**field goal:** A kick, worth three points, that can be attempted from anywhere on the field but usually is attempted within 40 yards of the goalpost. The kick must sail above the crossbar and between the uprights of the goalpost to be considered good. On missed field goals from inside the 20-yard line, the defense takes over at the 20-yard line. On misses outside the 20, the defense takes possession from the spot of the kick (NFL) or the previous line of scrimmage (college and high school).

**first down:** A team begins every possession of the ball with a first down. The offense must gain 10 yards or more (in four downs) to be awarded another first down. Teams want to earn lots of first downs because doing so means that they're moving the ball toward the opponent's end zone. See **down**.

**flanker:** A player who catches passes, also known in more general terms as a wide receiver. In an offensive formation, he usually lines up outside the tight end, off the line of scrimmage.

**flat:** The area of the field between the hash marks and the sideline and in close proximity to the line of scrimmage. A pass, generally to a running back, in this particular spot is described as a flat pass.

**formation:** A predetermined setup (or alignment) that the offense or defense uses.

**foul:** Any violation of a playing rule.

**franchise player:** In the NFL's current collective bargaining agreement, a player who's designated by his team and must be paid the average salary of the top five players at his position. Football reporters also use this term to describe a superstar player who's invaluable to his team.

**free agency:** An open signing period, usually beginning in mid-February, during which an NFL team can sign any unrestricted player who's without a contract.

**free safety:** A defensive player who lines up the deepest in the secondary. He defends the deep middle of the field and seldom has man-to-man responsibilities. A coach wants this player free to read the quarterback and take the proper angle to break up or intercept any forward pass thrown over the middle or deep to the sidelines.

**fullback:** An offensive player who lines up in the offensive backfield and generally is responsible for blocking for the running back and also pass-blocking to protect the quarterback. Fullbacks also serve as short-yardage runners.

**fumble:** When any offensive player loses possession of the football during a play. The ball can simply drop from his hands or accidentally pop free by the force of a tackle. Either the offense (if they're lucky) or the defense (if they aren't) can recover the fumble.

**gap:** The open space (also called a split) between players along the line of scrimmage when they are aligned. For example, there's a wide gap between the offensive guard and tackle.

**goalpost:** The poles constructed in a U-shape at the rear of each end zone through which teams score field goals and extra points.

**guard:** A member of the offensive line. There are two guards on every play, and they line up on either side of the offensive center. The guards protect the quarterback from an inside rush; they block defenders immediately over them and also swing out and run toward either end, looking to block any defender when the ball carrier runs wide.

**halfback:** An offensive player who lines up in the backfield and generally is responsible for carrying the ball on run plays. Also known as a running back or tailback.

**handoff:** The act of giving the ball to another player. Handoffs usually occur between the quarterback and a running back.

**hang time:** The seconds in which a punted ball remains in the air. If the punt travels 50 yards and is in the air for more than four seconds, that's very good hang time.

**hash marks:** The two rows of lines near the center of the field that signify 1 yard on the field. Before every play, the ball is marked between or on the hash marks, depending on where the ball carrier was tackled on the preceding play.

**holder:** The player who catches the snap from the center and places it down for the placekicker to kick. A holder is used on field goal and extra point attempts.

**hole number:** The offensive coaching staff gives a number to each gap or space between the five offensive linemen and the tight end. The players, particularly the running backs, then know which hole they should attempt to run through.

**huddle:** When the 11 players on the field come together to discuss strategy between plays. On offense, the quarterback relays the plays in the huddle. On defense, the captain, generally a linebacker or secondary player, relays the coach's instructions for the proper alignment and how to defend the expected play.

**hurry-up offense:** An offensive strategy that's designed to gain as much yardage as possible and then stop the clock. It's generally used in the final two minutes of a half when time is running out on the offense. The offense breaks the huddle quicker and runs to line up in the proper formation, hoping to get off as many plays as possible. Sometimes, teams don't huddle at all. Offenses tend to pass in the hurry-up, and receivers are instructed to try to get out of bounds, thus stopping the clock.

**I formation:** An offensive formation that looks like an "I" because the two running backs line up directly behind the quarterback.

**incompletion:** A forward pass that falls to the ground because no receiver could catch it, or a pass that a receiver dropped or caught out of bounds. After an incompletion, the clock stops and the ball is returned to the same line of scrimmage.

**interception:** A pass that's caught by a defensive player, and thus stolen from the offense.

**key:** Either a specific player or a shift in a particular offensive formation that serves as a clue to a defensive player. From studying a team's tendencies, he immediately knows which play they will attempt to run and to what direction.

**kick:** A play that occurs after a team is awarded a safety. This term is sometimes used to refer to a placekicker's attempt to kick a field goal or extra point.

**kickoff:** A free kick that puts the ball into play at the start of the first and third periods and after every touchdown and field goal.

**lateral:** A backward or sideways pass thrown from one offensive player to another. A lateral isn't considered a forward pass, so players can lateral to one another beyond the line of scrimmage.

**line of scrimmage:** The imaginary boundary between the two teams prior to the snap of the ball. The offense's and defense's scrimmage lines are defined by the tip of the ball closest to them and stretch from sideline to sideline. The defensive team usually lines up less than a yard away from where the ball is placed.

**linebacker:** A defensive player who lines up behind the defensive linemen and generally is regarded as one of the team's best tacklers. Depending on the formation, most teams employ either three or four linebackers on every play. Linebackers often have the dual role of defending the run and the pass.

**man-to-man coverage:** Pass coverage in which every potential offensive receiver is assigned to a particular defender. Each defensive player must stick to his receiver like glue and make sure that he doesn't catch a pass thrown in his direction.

**motion:** When an offensive receiver or running back begins to move laterally behind the line of scrimmage — once his teammates have assumed a ready stance and are considered set — he is in motion. This motion can't be forward, and only one player is allowed to move at a time.

**neutral zone:** The area between the two lines of scrimmage, stretching from sideline to sideline. The width of this area is defined by length of the football. Other than the center, no player can be in the neutral zone prior to the snap; otherwise, an encroachment or violation of the neutral zone (offside) penalty is called.

**nickel back:** An extra defensive back who's used in some defensive formations.

**nose tackle:** The defensive player (also called a nose guard) who lines up directly across from the center, or "nose to nose" with him. His job is to defend the middle of the offense against a running play.

**offensive line:** The human wall of five men who block for and protect the quarterback and ball carriers. Every line has a center (who snaps the ball), two guards, and two tackles. Teams that run a lot may employ a blocking tight end, too, who's also considered part of the offensive line.

**offensive pass interference:** A penalty in which, in the judgment of the official, the intended receiver significantly hinders a defensive player's opportunity to catch a forward pass.

**officials:** The men in the striped shirts who officiate the game and call the penalties. Their decisions are final.

**offside:** A player is offside when any part of his body is beyond his line of scrimmage or the free kick line when the ball is snapped.

**off-tackle:** A strong-side run, meaning that the running back heads toward the end of the line where the tight end, the extra blocker, lines up. The runner wants to take advantage of the hole supplied by the tackle, the tight end, and his running mate, the fullback. He can take the ball either outside the tackle or around the tight end. He hopes that the fullback will block the outside line-backer, giving him room to run.

**option:** When a quarterback has the choice — the option — to either pass or run. The option is more common in high school and college football, where quarterbacks may be excellent runners.

**overtime:** Extra playing time tacked on to the end of the game to decide a game that's tied at the end of regulation play. In the NFL, the first team to score in overtime wins the game.

**pass interference:** A judgment call made by an official who sees a defensive player make contact with the intended receiver before the ball arrives, thus restricting his opportunity to catch the forward pass. The penalty awards the offensive team the ball at the spot of the foul with an automatic first down. (In college, pass interference is a 15-yard penalty and an automatic first down.) See *offensive pass interference*.

**PAT:** See *extra point*.

**pigskin:** A slang term for the football, which is actually made of leather, not pigskin.

**pitch:** The act of the quarterback tossing the ball to a running back who's moving laterally away from him toward either end of the line of scrimmage.

**placekicker:** The player who kicks the ball on kickoffs, extra point attempts, and field goal attempts. Unlike a punter, a placekicker either uses a tee or kicks the ball while it's being held by a teammate.

**play-action pass:** A pass play that begins with the quarterback faking a hand-off to a running back while he's dropping back to pass. The quarterback hopes that the defense falls for the fake and doesn't rush him.

**pocket:** An area that extends from a point 2 yards outside of either offensive tackle and includes the tight end if he drops off the line of scrimmage to pass-protect. The pocket extends longitudinally behind the line back to the offensive team's own end line.

**point after touchdown (PAT):** See *extra point*.

**possession:** When a player maintains control of the ball while clearly touching both feet, or any other part of his body other than his hand(s), to the ground inbounds. A team is also considered in possession of the ball whenever it has the ball on offense. A team's possession ends when it scores, turns over the ball, punts the ball, or when a half of the game ends.

**post:** A forward pass that the quarterback throws down the center of the field as the intended receiver attempts to line up with the goalpost.

**punt:** A kick made when a player (the punter) drops the ball and kicks it while it falls toward his foot. A punt is usually made on a fourth down. The farther it flies from the line of scrimmage, the better.

**punter:** The lone player who stands 10 to 12 yards behind the line of scrimmage, catches the long snap from the center, and then kicks the ball after dropping it toward his foot. Occasionally, the same player punts and kicks.

**quarterback:** The offensive player who receives the ball from the center at the start of each play. Usually, the quarterback is the leader of his team. He informs his teammates in the huddle of the play that will be run and then hands the ball to a running back or throws to a receiver after the ball is snapped to him.

**receiver:** See *wide receiver*.

**red zone:** The unofficial area from the 20-yard line to the opponent's goal line. Holding an opponent to a field goal in this area is considered a moral victory by the defense.

**redshirt:** A player who skips a year of eligibility to gain another year of physical maturity or due to injury or academic trouble. For example, a redshirt freshman is a player who's in his second year of school but is playing his first season of football. Players have four years of eligibility and five years in which to use them, so they can be redshirted only once.

**return:** To catch the ball after a punt, kickoff, fumble, or interception and run it back toward your own end zone.



**reverse:** A play in which the running back receives a handoff from the quarterback and then runs laterally behind the line of scrimmage before handing off to a receiver or flanker running toward him.

**route:** The prescribed direction and exact distance, coupled with specific physical movements, that a receiver follows when he runs from the line of scrimmage for a forward pass. Every receiver has a route that he must run on a particular play.

**running back:** An offensive player who runs with the football. Running backs also are referred to as tailbacks, halfbacks, fullbacks, and wingbacks, depending on their exact responsibilities.

**rushing:** To advance the ball by running, not passing. A running back is sometimes called a rusher.

**sack:** To tackle the quarterback behind the line of scrimmage, resulting in a loss of down and yardage.

**safety:** A two-point score by the defense that occurs when one of its players tackles an opponent in possession of the ball in his own end zone.

**salary cap:** The maximum amount of money that a team can spend on player salaries in a given year under a formula that includes base salaries, prorated portions of signing bonuses, and likely-to-be-earned incentives. The salary cap figure is a league-wide number that every team must use. The cap is increased each year.

**scheme:** A slang term used to describe offensive and defensive formations and the overall strategy for using such formations.

**screen pass:** A forward pass in which at least two offensive linemen run wide to a specific side of the field and then turn and block upfield for a running back who takes a short pass from the quarterback.

**secondary:** The four defensive players who line up behind the linebackers and wide on the corners of the field opposite the receivers and defend the pass. These defensive players, who are called defensive backs, are separated into safeties, cornerbacks, and, occasionally, nickel backs.

**shotgun:** A passing formation in which the quarterback stands 5 to 7 yards behind the center before the snap. This setup enables the quarterback to scan the defense while standing back from the line of scrimmage.

**sidelines:** The sides of the field along its long part, where players, coaches, trainers, and the media stand. These areas aren't part of the actual playing field; they're considered out of bounds.

**single-wing formation:** An offensive formation devised by legendary coach Pop Warner in 1906 after rules outlawed helping the ball carrier advance the ball by pulling or pushing him.

**slant:** A run play in which the runner slants his angle forward after receiving the ball rather than running straight toward the line of scrimmage.

**snap:** The action in which the ball is thrown by the center to the quarterback, to the holder on a kick attempt, or to the punter.

**special teams:** The 22 players who are on the field during kicks and punts. These units have special players who return punts and kicks, and also players who are experts at covering kicks and punts. Most teams have special units to block field goal and extra point attempts as well.

**spiral:** The tight spin on the ball in flight after the quarterback releases it. The term "tight spiral" is often used to describe a solidly thrown football.

**split end:** A player who catches passes. This player is also known in more general terms as a wide receiver. In an offensive formation, the split end usually lines up on the line of scrimmage to the opposite side of the formation from the tight end.

**stance:** The position that any player assumes prior to the snap of the ball and after he's aligned.

**strong safety:** A defensive player who generally lines up in the secondary, but often aligns close to the line of scrimmage. In most defenses, this player lines up over the tight end and is responsible for both playing the pass and supporting the run.

**strong side:** The side of the offensive formation where the tight end aligns. With a right-handed quarterback, the strong side is usually to his right side.

**stunt:** A maneuver by two defensive linemen in which they alter their course to the quarterback, hoping to confuse the offensive linemen and maximize their strengths. In most stunts, one defensive lineman sacrifices himself in hopes of his teammate either going unblocked or gaining a physical advantage in his pursuit.

**substitution:** The act of a player (called a substitute) running onto the playing field, replacing another player.

**subway alumni:** First used to describe the many New York City fans who followed Notre Dame football. The term has since evolved into a description of followers of any college team who didn't attend or graduate from that institution.

**sweep:** A fairly common run in every team's playbook. It begins with two or more offensive linemen leaving their stances and running toward the outside of the line of scrimmage. The ball carrier takes a handoff from the quarterback and runs parallel to the line of scrimmage, waiting for his blockers to lead the way around the end.

**tackle:** To use your hands and arms to bring down an offensive player who has the ball. Tackle also refers to a position on both the defensive and offensive lines. Offensive tackles are outside blockers on the line of scrimmage, whereas on defense the tackles are in the inside position, generally opposite the offensive guards.

**tailback:** An offensive player whose primary role is to carry the ball. Also known as a running back or halfback.

**takeaway:** How a defense describes any possession in which it forces a fumble and recovers the ball or registers an interception. Any turnover that the defense collects is called a takeaway.

**tight end:** An offensive player who serves as a big receiver and also a blocker. Unlike a wide receiver, this player lines up beside the offensive tackle either to the right or to the left of the quarterback. See *strong side*.

**touchback:** A situation in which the ball is ruled dead behind a team's own goal line, provided that the impetus came from an opponent and provided that it isn't a touchdown or a missed field goal. After a touchback, the ball is spotted on the offense's 20-yard line.

**touchdown:** A situation in which any part of the ball, while legally in the possession of a player who is inbounds, goes on or beyond the plane of the opponent's goal line. A touchdown is worth six points.

**turnover:** A loss of the ball via a fumble or interception.

**two-minute warning:** The signal that two minutes remain in the half.

**two-point conversion:** After a touchdown, scoring two points with a pass or run instead of kicking through the field goal to score one point in an extra-point try.

**veer:** A quick-hitting run in which the ball is handed to either running back, whose routes are determined by the slant or charge of the defensive linemen. The term *veer* comes from the back veering away from the defense.

**weak side:** The side of the offense opposite the side on which the tight end lines up.

**wide receiver:** An offensive player who uses his speed and quickness to elude defenders and catch the football, but who isn't expected to perform dirty deeds like blocking and tackling. Wide receivers also are known as pass catchers.

**zone coverage:** Coverage in which the secondary and linebackers drop away from the line of scrimmage into specific areas when defending a pass play. Zone means that the players are defending areas, not specific offensive players.

# Index

## • Numerics •

3-4 defense, 132–133, 158, 188  
3-4 Eagle defense, 190–192  
4-3 defense, 133–134, 158, 187–188  
5-yard bump rule, 128–129  
40/25 second clock, 45  
46 defense, 195–197  
50-yard line, 22, 208

## • A •

agent, 295  
All-Americans, 285  
Allen, George (coach), 348  
Allen, Marcus (player), 93, 98, 144, 380  
Alworth, Lance (player), 92  
American Football Conference, 289  
American Football League (AFL), 289  
Anderson, Jamal (player), 96  
Anderson, Morton (player), 216  
Anderson, Willie (player), 117, 183  
Arena Football League, 304  
arm strength, 66  
artificial turf, 19, 24–25  
assist, 166  
Astroturf, 24  
Atkins, Doug (player), 343–344  
Atlanta Falcons, 131  
Atlantic Coast Conference, 275  
attendance, 11, 15  
Auburn University, 268, 385  
audibilizing, 64, 74, 389

## • B •

back judge, 45  
backpedaling, 71  
bailing out of the play, 68  
Bain, Bill (player), 117

ball, 27  
ball boy, 39  
ball control, 94  
Baltimore Colts, 88, 92, 352, 356  
bands, 269  
bang-bang plays, 179  
Banks, Carl (player), 164, 190  
Banks, Chip (player), 190  
Baugh, Sammy (player), 353  
BCS (Bowl Championship Series), 276–278  
bench area, 23–24  
Bettis, Jerome “The Bus” (player), 98  
Bickett, Duane (player), 190  
Big East Conference, 275  
Big Ten Conference, 274  
Big 12 Conference, 275  
binoculars, 246, 247  
Birk, Matt (player), 118  
blast or dive run play, 104, 202  
blind-side tackle, 114, 115  
blitzing, 71, 163, 180, 194–195, 245  
blocking  
    field goals and PATs, 218–221  
    illegal blocks, 50, 56–58  
    by offensive linemen, 113, 116–118,  
        124–126  
    by receivers, 78–79  
    by running back, 99  
    3-4 defense, 126  
    types of blocks, 124–125  
    wedge, 214–215  
Blount, Mel (player), 176–177  
Blue-Gray All-Star game, 284, 285  
bomb pass, 129, 183, 389  
bootleg, 132  
Bowden, Bobby (coach), 282, 283  
Bowl Championship Series (BCS), 276–278  
bowl games, 10, 276  
box, 182  
boxman, 39  
Bradshaw, Terry (player), 64, 354, 380–381

- breaks
    - by receiver, 78
    - by secondary player, 170
  - Brees, Drew (player), 12, 181
  - Brodie, John (player), 88
  - Brown, Jim (player), 97, 118, 144, 354–355
  - Brown, Mack (coach), 282
  - Brown, Paul (coach), 10, 358, 365, 366, 376–377
  - Bryant, Paul “Bear” (coach), 283
  - bullet throw, 87
  - bulletin board material, 325–326
  - bump and run, 176–177, 389
  - burst
    - off the line of scrimmage, 80
    - by secondary player, 170
  - Bush, Reggie (player), 97, 99
  - business managers, 236
  - Butkus, Dick (player), 163, 188, 344–345
  - buttonhook, 86
- ●
- Camp, Walter (father of football), 14–15, 17
  - Campbell, Earl (player), 97, 356
  - Canadian Football League (CFL), 302–303
  - capologists, 236, 300
  - card stunts, 249
  - Carter, Dale (player), 198
  - Casper, Dave (player), 57, 355
  - catching a pass, 81–82
  - centers, 114, 115–116, 389
  - chain gang or crew, 39
  - check with me (offensive strategy), 74
  - Chicago Bears, 344, 356–357, 361–363, 367–368, 376
  - chop block, 123, 124
  - Cincinnati Bengals, 366
  - cleats, 31–32
  - Cleveland Browns, 118, 366, 376–377
  - clipping, 57, 123
  - clock
    - 40/25 second, 45
    - game, 36, 44–45
  - coaches
    - firing of, 236
    - great, 365–374
    - instant replay, 46
    - kinder, gentler type, 232
    - offensive-genius type, 234–235
    - off-season work of, 228, 235
    - role of, 228–229, 235
    - smash-mouth football type, 233
    - yell-your-head-off type, 232
  - coaching
    - college football, 235, 282–283
    - high school, 235, 264–265
    - mental toughness, building, 324–325
    - motivation, 322, 325–326
    - personnel, 229–231
    - play calling, 64
    - styles and philosophies, 231–235
    - tone, finding correct, 322–323
    - youth football, 258–260
  - coin toss, 37, 208–209
  - college football
    - All-American and all-star teams, 285
    - awards, 283–284
    - Bowl Championship Series (BCS), 276–278
    - bowl games, 10, 276
    - as business, 281–282
    - coaches, 235, 282–283
    - conferences, 274–275
    - divisions, 270
    - firsts, 281
    - halftime shows, 248–249
    - history of, 15–16
    - junior college, 270–271
    - pageantry, 268–269
    - popularity of, 11, 13–14, 267–269
    - recent trends in, 278–282
    - recruiting, 235, 281
    - redshirt season, 279
    - rivalries, 268, 385–388
    - rule differences from NFL, 269
    - scholarships, 266, 280
    - season, 18
    - small college powers, 273–274
    - top programs, 271–273
  - Collins, Mark (player), 183
  - combo man coverage, 180–181
  - comeback pass pattern, 85
  - commercials, Super Bowl, 13, 301

compensatory picks, 298  
 completion percentage, 74  
 conditioning  
   off-season, 328, 333–334  
   overview of, 327–328  
   preseason, 329  
   during season, 329–331  
   strength training, 331–334  
   stretching, 335–336  
 Conference USA, 275  
 containing an opponent, 156  
 contract negotiators, 236  
 corner blitz, 245  
 cornerbacks, 170–172, 173, 183, 280, 389  
 Coryell, Don (coach), 370  
 count, 115, 390  
 counter play, 105, 390  
 cover four, 91, 192  
 cover one, 90  
 cover three, 91  
 cover two, 90  
 covering a kick, 210, 215  
 Cowher, Bill (coach), 233  
 Craig, Roger (player), 98  
 creatine, 334  
 cross bar, goalpost, 26  
 crossing pass pattern, 85–86, 129  
 Csonka, Larry (player), 95, 377, 379  
 Culp, Curley (player), 188  
 curl pass pattern, 86, 136, 137  
 cut-off block, 124  
 Cytomax, 338

## • D •

Dallas Cowboys, 118, 237, 351, 368, 377  
 Dallas 4-3 defense, 192–194  
 Davey O'Brien Award, 284  
 Davis, Al (owner), 237, 380  
 Davis, Terrell (player), 94, 122  
 Dawkins, Brian (player), 174, 200  
 Dawson, Dermontti (player), 116  
 death penalty, 282  
 DeBartolo, Eddie, Jr. (owner), 381  
 defense. *See also* pass coverages  
   base, 186–187  
   Dallas 4-3 defense, 192

  eight men in the box, 182  
   flex, 193–194  
   four-across, 134–135, 144  
   4-3 defense, 133–134, 187–188  
   46 defense, 195–197  
   goals, setting individual, 318  
   Kansas City Falcon, 197–198  
   man-to-man coverage, 82–83, 163, 171,  
     175, 180–181  
   Nickel, 183  
   over/under 4-3, 198–199  
   prevent defense, 143  
   reading a defense, 89–91, 195  
   short yardage, 201–202  
   stunting, 201  
   superstar, stopping, 199–200  
   3-4 defense, 126, 132–133, 188–190  
   3-4 Eagle defense, 190–192  
   two-point conversion, 200  
   youth football, teaching, 259–260  
   zone blitz, 126, 137–138, 194–195  
 defensive backfield, 390. *See also*  
   secondary  
 defensive coordinator, 230  
 defensive drills, 325  
 defensive end, 158, 159, 390  
 defensive line  
   alignment of, 154, 159–161  
   job of, 153, 155–156, 390  
   keys, 161–162  
   qualities of good, 156–157  
   types, 156–157, 157–159  
 defensive line coach, 230  
 defensive players, great, 343–352  
 defensive tackle, 158, 159, 390  
 deflection, 83  
 delay draw, 133–134  
 Denver Broncos, 94, 118, 122  
 depth chart, 247  
 Detroit Lions, 10, 351  
 diet, 336–338  
 dime back, 169, 175–176, 183, 245  
 dip and rip technique, 83  
 directional kicking, 211  
 Ditka, Mike (player/coach), 293, 356–357  
 doctors, team, 238  
 Dorsett, Tony (player), 98, 104

double-team, 124, 156, 390  
 down stance, 102–103  
 downing the ball, 209, 224  
 downs, 37, 38–39, 390  
 draft, fantasy football, 308  
 draft, NFL, 297–299, 390  
 draw play, 105, 132, 133–134, 391  
 drills, 324–325  
 drive, 39  
 drive block, 124  
 drive charts, 13  
 drop into coverage, 188  
 drop-kick, 219  
 dropping back, 65, 71–72  
 Dungy, Tony (coach), 198–199, 232, 233

## • E •

Easley, Kenny (player), 345  
 East-West Shrine Game, 285  
 edge, 117  
 eight men in the box, 182  
 elephant end, 160, 161  
 Elway, John (player), 63, 131  
 encroachment, 123  
 end lines, 22  
 end zone, 22, 391  
 ESPN, 18, 250, 297  
 Everett, Jim (player), 183  
 Ewbank, Weeb (coach), 361  
 extra point, 41, 391. *See also* point after a touchdown (PAT)

## • F •

face masks, 30–31  
 fair catch, 213, 224, 391  
 Fairbanks, Chuck (coach), 188  
 fake, 86  
 false start, 53, 123  
 fantasy football  
   administrative tasks, 307–308  
   drafting a team, 308  
   how leagues work, 306  
   information resources, 311  
   national leagues, 311–312  
   roster of players, 309

scoring, 306, 310  
 starting a league, 307  
 team management, 309  
 tips for success, 312  
 field  
   dimensions, 20  
   marks on, 21–24  
   surfaces, 24–25  
 field goal  
   blocking, 218–221  
   kicking, 216–217  
   missed, 218  
   rules, 217–218  
   scoring, 41, 215–216, 391  
 field judge, 45  
 field of play, 22  
 field position pass, 139  
 50-yard line, 22, 208  
 first down, 22, 38–39, 391  
 first-year player, 296  
 Fisher, Jeff (coach), 196  
 5-yard bump rule, 128–129  
 flags, red, 42, 46  
 flanker, 79, 86, 391  
 flat, 195, 200, 391  
 Flex defense, 193–194  
 Florida State University, 268  
 fly pass pattern, 87  
 flying wedge, 15  
 football  
   best of, 10–11  
   for everyone, 11  
   history of, 14–17  
   popularity of, 11–14  
 forklift, 245  
 formations, offensive, 109–111, 391  
 four-across defense, 134–135, 144, 192  
 four-point stance, 80, 155  
 fourth-and-1, 140–141  
 4-3 defense, 133–134, 158, 187–188  
 46 defense, 195–197  
 40/25 second clock, 45  
 FOX NFL Sunday, 12  
 FOX Sports, 1, 250, 304  
 frame of mind, 319–320  
 franchise player, 245, 295, 296, 392  
 free agent, 294–296, 299–300, 392



free safety, 89, 174–175, 392  
 Freeney, Dwight (player), 160  
 front seven, 91, 182, 186  
 Fulcher, David (player), 194  
 fullback, 95–96, 392  
 fumble, 115, 116, 179, 392

## ● G ●

game plan, 324  
 gaps, 157, 163, 392  
 Gatorade, 338  
 general managers, 236  
 Gibbs, Joe (coach), 366–367, 382–383  
 Gilchrist, Cookie (player), 95  
 goal lines, 22, 25  
 goalposts, 25–26, 261, 392  
 goals, setting, 315–318  
 Gonzalez, Tony (player), 79  
 Goodell, Roger (commissioner), 27  
 Gore, Frank (player), 95  
 Graham, Otto (player), 67, 353,  
 357–358, 377  
 Grambling State University, 273–274  
 Grange, Harold “Red” (player), 16  
 Grant, Bud (coach), 166  
 grass, natural, 20, 24–25  
 Green Bay Packers, 92, 359, 369–370, 378  
 Greene, Joe (player), 346, 381  
 Greene, Kevin (player), 191  
 ground game, 94–95. *See also* running back  
 groundhog hit, 179  
 Gruden, John (coach), 228  
 guard, 114, 116, 392  
 gunners, 222  
 Guy, Ray (player), 224–225

## ● H ●

Halas, George (coach), 344, 357,  
 367–368, 377  
 Haley, Charles (player), 160, 381  
 halfback, 96–97, 392  
 halftime shows, 248–249  
 Halls of Fame, 251  
 Ham, Jack (player), 346–347, 381  
 Hampton, Dan (player), 195

hand off, 72–73, 99, 100, 393  
 hang time, 210, 392  
 Hannah, John (player), 358–359  
 Hartings, Jeff (player), 116  
 Harvard University, 386–387  
 hash marks, 22–23, 262, 393  
 Hasselbeck, Matt (player), 129, 299  
 Hasty, James (player), 198  
 Hayes, Lester (player), 347, 380  
 Hayes, Woody (coach), 267  
 Haynes, Mike (player), 347, 380  
 head coach, 229  
 head linesman, 44  
 Heisman, John W. (player), 17  
 Heisman Trophy, 283–284  
 helmets, 30–31  
 Hendricks, Ted (player), 205, 346–347, 380  
 Hester, Devin (player), 213, 226  
 Hickey, Red (coach), 88  
 high school football  
   coaching, 235, 264–265  
   keeping in perspective, 263  
   overview of, 260–261  
   parents, tips for, 265  
   player lineups, 262–263  
   players, tips for, 264  
   popularity, 10  
   rule differences from NFL, 261–262  
   season, 18  
   style of play, 262  
 hike, 115  
 hitch pass route, 140  
 holding, 52, 55, 83, 122–124  
 Holmgren, Mike (coach), 129, 234, 322  
 “Holy Roller” play, 57  
 home field advantage, 291  
 hook pass pattern, 86  
 Houston, Ken (player), 348  
 Houston Oilers, 131, 356  
 Howard, Desmond (player), 213  
 Huff, Sam (player), 188, 348  
 Hula Bowl, 285  
 human resources directors, 236  
 Hunt, Lamar (owner), 292  
 hurry, 166  
 Hutson, Don (player), 359  
 hydration, 337–338

## • I •

I formation, 95, 103, 109–111, 129, 393  
 illegal forward pass, 84  
 incompletion, 36, 393  
 individual goals, setting, 317–318  
 ineligible receiver downfield, 123  
 influence block, 125  
 injured reserve, 296  
 injury  
   conditioning, 327, 335  
   playing hurt versus in pain, 339–340  
   prevention, 338–339  
 instant replay challenge system, 46  
 intentional grounding, 84  
 interceptions, 77, 84, 178, 318, 393  
 Internet, 250–251  
 intersection point, 121  
 intersectional games, 274  
 isolation play, 201–202  
 Ivy League, 274

## • J •

Jackson, Bo (player), 353  
 jam, 115, 177  
 James, Lionel “Little Train,” 98  
 jersey, 30  
 Jerve, Travis (player), 207  
 Johnson, Chad (player), 178  
 Johnson, Jimmy (coach)  
   career, 368  
   coaching style, 322, 326  
   Dallas 4-3 defense, 192  
   hidden yardage, 216  
   1992-1995 Dallas Cowboys, 377  
 Johnson, Larry (player), 96, 97  
 Johnson, Rudi (player), 144  
 Jones, Adam (player), 226  
 Jones, Deacon (player), 166, 349  
 Jones, Jerry (owner), 237, 326  
 Jones, June (coach), 131  
 Jones, Walter (player), 299  
 junior colleges, 270–271

## • K •

Kansas City Falcon defense, 197–198  
 Kelly, Jim (player), 131  
 keys  
   for defensive lineman, 161–162  
   description, 393  
   for quarterback, 135  
   for safeties, 173, 174  
 kicking game, 205  
 kicking team, 37  
 kickoff  
   coin toss, 37, 208–209  
   directional kicking, 211  
   kicking the ball, 210–211  
   lining up for, 37–38  
   returning, 213–215  
   rules of, 212–213, 394  
   setting up for, 209–210  
   “The Play,” 212  
 King, Peter (writer), 226  
 knockout tackle, 179

## • L •

Lafayette College, 387  
 Lambeau, Earl “Curly” (player/coach),  
   77, 92  
 Lambeau Field, 20, 252  
 Lambert, Jack (player), 350  
 Landry, Tom (coach), 104, 187, 193, 351  
 Lane, Dick “Night Train” (player), 350–351  
 lateral, 212, 394  
 Law, Ty (player), 171  
 Leaf, Ryan (player), 280, 293  
 Leahy, Frank (coach), 379  
 LeBeau, Dick (coach), 137, 194  
 Leggett, Earl (coach), 201, 227  
 Lehigh University, 387  
 leverage, 121  
 Lilly, Bob (player), 193, 351  
 line judge, 44–45  
 line of scrimmage, 43–44, 394  
 linebacker, 162–166, 183, 394

linebacker coach, 231  
 live game, watching, 246–247  
 Lombardi Award, 284  
 Lombardi, Vince (coach), 369–370, 378  
 long snapper, 28  
 looking off a defensive back, 245  
 Los Angeles Rams, 349, 350  
 Lott, Ronnie (player), 174, 345, 381  
 low rope drills, 330  
 luxury suites, 302

## • M •

Mackey, John (player), 356–357  
 Madden, John (coach/analyst), 243, 370–371  
 magazines, 249–250  
 man free coverage, 180  
 Manning, Peyton (player), 69, 128, 181, 233, 280  
 man-on-man blocking, 125  
 Mansfield, Ray (player), 116  
 man-to-man coverage, 82–83, 163, 171, 175, 180–181  
 Marchetti, Gino (player), 351–352  
 Marino, Dan (player), 68, 178, 381  
 Marinovich, Todd (player), 279  
 Mariucci, Steve (coach), 232  
 mascots, 269  
 Matheson, Bob (player), 189  
 Maxwell Award, 284  
 McElhenny, Hugh (player), 360  
 McLean, Ray “Scooter” (player), 219  
 McMahon, Jim (player), 219  
 meals, pregame and postgame, 337  
 mental toughness, 319–320, 324–325  
 Metcalf, Terry (player), 213  
 Miami Dolphins, 373, 378  
 Mid-American Conference, 275  
 middle linebacker, 165  
 midfield territory, 208  
 Mike linebacker, 165  
 Millen, Matt (player), 205  
 Miller, Justin (player), 213  
 mini-camps, 287  
 mobility, of quarterbacks, 67  
*Monday Night Football*, 18

Montana, Joe (player)  
 Bill Walsh, 374  
 biography, 360–361, 381, 382  
 3–4 Eagle defense, 190  
 qualities of, 63, 67  
 Moseley, Mark (player), 220  
 motivation  
 coaching, 322–326  
 goals, setting, 315–318  
 self-motivation, 319–321  
 Motley, Marion (player), 95, 377  
 Mount Union College, 273  
 Mountain West Conference, 275  
 muffing a kick, 224  
 Munoz, Anthony (player), 113  
 muscles, strengthening, 331–333

## • N •

Namath, Joe “Willie” (player), 67, 92, 379  
 National Association of Intercollegiate Athletics (NAIA) schools, 270–271  
 National Collegiate Athletic Association (NCAA), 270, 280, 281–282  
 National Football Conference, 290  
 National Football League (NFL)  
 attendance, 11, 15  
 conferences, 289–290  
 development programs, 257  
 draft, 297–299  
 franchise movement, 303  
 franchise values, 237  
 history of, 288–289  
 player designations, 295–297  
 player salaries, 299  
 playoffs, 291  
 roster size, 28  
 rule differences from college football, 269  
 salary cap, 300  
 schedule, 290–293  
 scouting combine, 298  
 season, 18  
 Super Bowl, 289, 292–293  
 team, building, 293–295  
 television, 301–302  
 uniform codes, 32–33  
 Web site, 13, 251

- National Football League (NFL) Properties, 237
  - NCAA (National Collegiate Athletic Association), 270, 280, 281–282
  - Neal, Lorenzo (player), 95
  - neutral zone, 116, 394
  - New England Patriots, 358–359
  - New York Giants, 16, 371–372
  - New York Jets, 92
  - newspapers, 249
  - NFL Europa, 303–304
  - NFL Experience, 293
  - NFL Players Association, 294, 295, 300
  - Nickel 40 defense, 183
  - nickel back, 28, 169, 175–176, 245, 394
  - Nitschke, Ray (player), 348–349
  - Noll, Chuck (coach), 346, 380
  - non-exclusive rights player, 296
  - north/south runners, 98, 99
  - nose tackle, 157, 188, 394
  - Notre Dame Victory March, 269
  - numerals, jersey, 30
- ○ ●
- Oakland Raiders, 57, 355, 363–364, 370–371, 380
  - offense
    - disguising a successful play, 148–149
    - field position, gaining better, 139–140
    - formations, 109–111
    - for four-across defense, 134–135, 144
    - for 4-3 front, 133–134
    - goal line, 144
    - goals, setting individual, 318
    - high school football, 262
    - inside 10-yard line, 144–145
    - isolation play, 201–202
    - post route versus the blitz, 138–139
    - power, 118
    - for press coverage, 136, 137
    - quarterback sneak, 142
    - red gun, 131–132
    - short-yardage plays, 140–142
    - shotgun, 130–131
    - for 3-4 front, 132–133
    - two-minute drill, 143–144
    - two-point conversion, 145–147, 200
    - West Coast, 129–130
    - youth football, teaching, 258–259
    - for zone blitz, 137–138
    - for zone coverage, 136–137
  - offensive coordinator, 229
  - offensive line
    - balance and base, 120–121
    - centers, 114, 115–116
    - goals, setting individual, 318
    - guards, 114, 116
    - job of, 113–114, 394
    - leverage, 121
    - penalties, 122–124
    - repetition in practice, 122
    - size of, 117–119
    - stance, 119–120
    - tackles, 114, 117
    - toughness, 121
  - offensive line coach, 230
  - offensive players, great, 353–364
  - officials
    - instant replay, 46
    - penalty signals, 46–51
    - roles of, 42, 395
    - types, 43–46
  - offset I formation, 109, 110, 111
  - offside, 54, 123, 395
  - off-tackle, 117, 395
  - off-tackle run play, 105, 106
  - Ogden, Jonathan (player), 118
  - Ohio League, 288
  - Ohio State University, 267, 268, 269, 387
  - Oklahoma drill, 324
  - Olsen, Merlin (player), 349
  - one-on-one drills, 324–325
  - open end, 154, 159, 160, 161
  - option play, 197, 395
  - out of bounds, 23
  - Outland Trophy, 284
  - overloaded, 131, 138
  - overtime, 292, 395
  - over/under 4-3 defense, 198–199
  - Owen, Steve (coach), 187
  - Owens, Terrell (player), 178, 245
  - owners, 237

• **p** •

- Pac-10 Conference, 274  
 Pace, Orlando (player), 299  
 pads, 31  
 Page, Alan (player), 166  
 Palmer, Carson (player), 75  
 Parcels, Bill (coach), 233, 371–372  
 Parker, Jim (player), 361  
 pass  
   field position, 139  
   interception of, 77, 84  
   patterns/routes, 72  
   play-action, 140  
   possession, 139–140  
   timing, 85  
   touch, 87  
   underneath pass, 91  
 pass coverages  
   cover one, two, three, and four, 90–91  
   dropping into, 173  
   eight men in the box, 182  
   man-to-man, 136, 171, 175, 180–181  
   Nickel 40 defense, 182  
   press, 136, 137  
   zone, 137–139, 171, 181–182  
 pass defended, 178  
 pass drop, 164  
 pass interference, 56, 59, 179, 395  
 pass offense  
   red gun, 131–132  
   shotgun, 130–131  
   West Coast, 129–130  
 pass patterns, 72, 78, 85–88  
 pass rushers, 28, 160  
 passes defended, 318  
 passing game  
   overview, 77–78  
   patterns, 85–88  
   reading a defense, 89–91  
   receivers, 77–78, 78–83  
   shotgun formation, 88–89  
   terminology, 83–85  
 passing progressions, 69  
 passing reads, 69  
 passing tree, 87–88  
 PAT. *See* point after a touchdown  
 Paterno, Joe (coach), 228, 283  
 Payton, Walter (player), 97, 274, 361–362  
 penalties  
   definition, 46  
   fifteen-yard, 56  
   five-yard, 52–55  
   offensive linemen, 122–124  
   pass-play, 59  
   signals, 46–51  
   ten-yard, 55–56  
 percentage kick, 212  
 personal protectors, 223  
 Phillips, O.A. “Bum” (coach), 188  
 physical therapy, 340  
 pick, 147, 200  
 pigskin, 27, 395  
 pitch run play, 105, 106, 395  
 Pittsburgh Steelers, 346, 350, 354, 380–381  
 placekicker, 37, 395  
 placekicking  
   field goals and PATs, 215–221  
   kickoff, 208–215  
   soccer-style kicking, 220  
 Plank, Doug (player), 195–196  
 play calling, 64, 73–74  
 play-action pass, 140, 395  
 playbooks, 235  
 player designations, 295–297  
 player salaries, 299  
 playoffs, 291  
 playsheet, 234  
 Plunkett, Jim (player), 380  
 point after a touchdown (PAT)  
   blocking, 218–221  
   kicking, 216–217  
   rules, 217  
   scoring, 41  
 Polamalu, Troy (player), 172, 173  
 Pollard, Fritz (player), 17  
 Pop Warner Football, 256–257  
 possession, 38, 396  
 possession pass, 139–140  
 post pass pattern, 72, 86, 138–139, 396  
 practice squad, 296  
 preparation, for game, 320–321  
 preseason games, 287  
 press box, 24

press coverage, 90, 136, 137  
 prevent defense, 143  
 Princeton University, 14, 267  
 Pro-Bowler, 296  
 professional football. *See also* National Football League (NFL)  
   American Football League (AFL), 289  
   Arena Football League, 304  
   Canadian Football League (CFL), 302–303  
   history of, 288–289  
   NFL Europa, 303–304  
 proprioceptive strength, 338  
 protecting the football, 104  
 public relations directors, 236  
 pulling, 108, 118, 157  
 punt  
   purpose of, 221, 396  
   quick kick, 225  
   returning, 225–226  
   rules for, 223–224  
   setting up and kicking, 222  
   team members, 222–223  
   “three and out”, 38  
   value of, 224–225  
 Punt, Pass & Kick competitions, 257  
 punt returner, 206, 223–224, 225–226

## • Q •

quarterback  
   arm strength, 66  
   competitive, 66  
   developing, 295  
   dropping back, 71–72  
   fundamentals, 70–73  
   grip, 73  
   handing off, 72–73  
   intelligence, 66–67  
   job of, 63–65, 396  
   keys, 135  
   mobility, 67  
   option play, 197  
   play calling, 64, 73–74  
   qualities, 65–69  
   reading a defense, 89–90, 178, 195  
   release, 67–68  
   salaries, 299

size, 68  
 stance, 70–71  
 statistics, 74–75  
 vision, 68–69  
 quarterback coach, 230  
 quarterback sneak, 65, 142  
 quarters, length of, 35  
 quick feet, 67  
 quick kick, 225  
 quick off the ball, 161  
 quick out pass route, 144–145

## • R •

radio  
   following a game on, 247–248  
   sports talk shows, 248  
 Randle, John (player), 199  
 Rathman, Tom (player), 98  
 reach, 115  
 reach block, 125  
 receivers  
   catching, 81–82  
   job of, 78–79  
   man-to-man coverage, 82–83, 171  
   stance, 79–80  
   staying with, 177  
   zeroing in on, 246  
 receiving team, 37  
 recover, 62  
 recovery enhancer, 338  
 recruiting, 235, 281  
 red gun offense, 131–132  
 red zone, 200, 396  
 redshirt, 279, 396  
 referee, 43, 84  
 regular season, 290  
 Reid, Mike (player), 167  
 release  
   by quarterback, 67–68  
   by tight end, 160  
 restricted free agent, 295, 296  
 retreating, 67  
 returning  
   kickoffs, 37, 213–215  
   punts, 225–226  
 reverse run play, 106, 107, 397

- Rice, Jerry (player), 83, 180–181, 274, 306, 381  
 rice program, 331  
 Riggins, John (player), 97, 382–383  
 Roaf, Willie (player), 118  
 Robinson, Eddie (coach), 273, 282  
 Rockne, Knute (coach), 325, 372–373  
 rodmen, 39  
 Roethlisberger, Ben (player), 40  
 rookie, 297  
 Rooney, Art (owner), 380–381  
 Roosevelt, Theodore (President), 15  
 rosters, 28, 247, 295, 296  
 roughing the kicker, 58, 217  
 roughing the passer, 43, 58, 84  
 route, 397  
 rugby, 14, 94  
 rules of football, 14–15, 269  
 run-and-shoot offense, 131–132  
 running back  
   fullback, 95–96  
   halfback, 96–97  
   job of, 93, 100–101, 397  
   offensive linemen, 114  
   protecting self and ball, 103–104  
   size, 97–98  
   skills, 98–100  
   stance, 98, 102–103  
 running back drill, 324  
 running, for conditioning, 328, 329, 330  
 running into the kicker, 217  
 running lanes, 113  
 running plays, 104–109  
 running to daylight, 245  
 rushing the quarterback, 155  
 Rutgers University, 14, 267  
 Ryan, Buddy (player), 190, 195
- S •
- sacks, 68, 85, 156, 166, 318  
 safety (injury prevention), 338–339  
 safety (position), 172–175, 182  
 safety (scoring), 42, 397  
 salaries, NFL player, 299  
 salary cap, 300  
 Sam linebacker, 164, 165  
 San Diego Chargers, 57, 92  
 San Francisco 49ers, 88, 118, 373–374, 381  
 Sanders, Barry (player), 97, 98, 279  
 Sanders, Deion (player), 84, 170, 280, 377  
 Sapp, Warren (player), 84, 199  
 Sayers, Gale (player), 213, 363  
 scheme, 153, 397  
 Schmidt, Joe (player), 188  
 scholarships, 101, 266, 280  
 Schottenheimer, Marty (coach), 197  
 scoring  
   extra point, 41  
   field goals, 41, 215–216  
   safety, 42  
   by special teams, 207  
   touchdown, 40  
   two-point conversion, 41, 145–147  
 scouts, 238  
 sealing off the outside, 117  
 seam pass, 192  
 season, 17–18  
 Seattle Seahawks, 345  
 second skin, 25  
 secondary  
   bump and run, 176–177  
   cornerback, 170–172, 173, 183  
   description, 169–170, 397  
   nickel and dime backs, 169, 175–176  
   pass coverages, 90–91  
   pass interference, 179  
   positive plays by, 178–179  
   reading, 195  
   safety, 172–175, 182  
   staying with a receiver, 178  
   stemming around, 178  
 secondary coach, 231  
 Seifert, George (coach), 381  
 Senior Bowl, 285  
 Shanahan, Mike (coach), 118, 234, 236  
 shank, 222  
 Shell, Art (player), 363–364  
 shock troops, 373  
 shoes, 31–32  
 shooting a gap, 246  
 short-arming the ball, 115  
 short-deep area, 163  
 short-yardage situations, 140–142, 201–202

- shotgun formation, 88–89, 130–131, 160, 397
- shotgun snap, 65
- showing pass, 126
- Shula, Don (coach), 365, 373, 378
- Shurmur, Fritz (coach), 190–191
- side judge, 46
- sidelines, 22, 398
- single wing formation, 110, 398
- six o'clock step, 72–73
- size
  - defensive lineman, 156
  - offensive linemen, 117–119
  - quarterbacks, 68
  - receivers, 78
  - running back, 97–98
- skilled players, 66
- slant pass pattern, 86, 398
- slant run play, 107
- slide block, 125
- slide-protect, 363
- Smith, Bruce (player), 166
- Smith, Emmitt (player), 98, 118, 377
- Smith, Lovie (coach), 232
- snap, 70, 73, 115–116, 398
- soccer, 14
- soccer-style kicking, 220
- Southeastern Conference, 275
- Southern Methodist University, 282
- spearing, 56
- special teams
  - description, 205, 398
  - field goals and PATs, 215–221
  - impact of, 207, 216
  - kickoff, 208–215
  - players, 206–207
  - punting, 221–226
- special teams coach, 206, 230
- specialists, 28, 206
- speeches, motivating with, 325
- split end, 79, 80, 398
- split-back formation, 103, 109–110, 111
- SportGrass, 20
- sports drinks, 337–338
- spotting the ball, 36
- square-out pass pattern, 87
- Stabler, Ken “The Snake” (player), 57
- stadiums, 19–20, 246, 252, 302
- Stagg, Amos Alonzo (coach), 17, 283
- stance
  - defensive linemen, 155
  - offensive linemen, 119
  - quarterbacks, 70–71
  - receiver, 79–80
  - running back, 98, 102–103
- stand-up stance, 80
- Stanford University, 212, 249, 386
- stats service, fantasy football, 307–308
- “Statue of Liberty” play, 17
- stemming around, 178
- Stephenson, Dwight (player), 113
- steroids, 263, 334–335
- stiff arm, 103
- Stoops, Bob (coach), 282
- straight man coverage, 180
- streak pass pattern, 72, 87
- strength coach, 231
- strength training, 331–334
- stretching, 335–336
- stretching the defense, 143
- stringing out a play, 166
- stripping the ball, 179
- strong safety, 172–173, 182, 398
- stunting, 158, 201, 398
- subway alumni, 273, 399
- sudden death, 292
- sunshade, 31
- Super Bowl, 12–13, 289, 292–293, 321
- superstar, stopping, 199–200
- supplements, 334
- Surtain, Patrick (player), 171
- sweep run play, 73, 107, 108, 399
- swim technique, 83
- swing pass pattern, 87

## ● T ●

- tackle, 114, 117, 399
- tackling, 15, 166
- takeaway, 399
- talk radio, 248
- Tarkenton, Fran (player), 67
- Tasker, Steve (player), 226
- Taylor, Jason (player), 156, 160
- Taylor, Jim (player), 97
- Taylor, Lawrence (player), 190, 371



## team

- all-time great teams, 375–383
- following favorite, 249–251
- goals, setting, 316–317
- members of, 28
- ticket offices, 252–254
- tee, kicking, 37, 209
- telestrator, 243
- television
  - popularity of football, 12, 301
  - Super Bowl commercials, 13, 301
  - watching game on, 243–246
- third-and-long, 139
- Thomas, Derrick (player), 198, 234
- Thomas, Thurman (player), 97
- Thorpe, Jim (player), 17, 288
- 3-4 defense, 132–133, 158, 188
- 3-4 Eagle defense, 190–192
- three-point stance, 80, 102–103, 155
- tickets, 251–254
- tight end, 78, 79, 80, 399
- timeouts, 36, 247
- timing pass, 85
- Tomlinson, LaDainian (player), 95, 97, 153, 199–200
- touch pass, 87
- touchback, 209, 214, 224, 399
- touchdown, 40, 399
- trades, 293, 297
- trainers, 238–239
- training camp, 329
- transition players, 297
- trap play, 108, 109, 125
- trapping the ball, 85
- trenches, 11
- triple stretch play, 143
- Trojan Horse, 269
- turf burns, 25
- turnover, 84, 186, 317, 399
- two-a-days, 329
- two-gap style, 189, 190
- two-minute drill, 143–144
- two-minute warning, 45, 399
- two-point conversion, 41, 145–147, 200, 399
- two-point stance, 98, 102–103
- two-way players, 263

## • U •

- UCLA (University of California), 14
- umbrella defense, 187
- umpire, 43–44
- under tackle, 160
- underclassmen, leaving school early, 279
- underneath coverage, 135
- underneath pass, 91, 143
- undertraining, 335
- uniforms
  - description, 28–29
  - helmets and facemasks, 30–31
  - jersey, 30
  - NFL uniform code, 32–33
  - pads, 31
  - shoes and cleats, 31–32
- Unitas, Johnny (player), 92, 361
- University of Alabama, 268, 385
- University of California at Berkeley, 212, 386
- University of California (UCLA), 14
- University of Florida, 131, 268, 386
- University of Georgia, 386
- University of Michigan, 14, 268, 387
- University of Minnesota, 387
- University of Nebraska, 16
- University of Notre Dame
  - fans, 16, 273
  - Knute Rockne, 325, 372–373
  - 1946 and 1947 teams, 379
  - television contract, 275
  - tradition, 14
  - USC rivalry, 388
- University of Oklahoma, 388
- University of Southern California (USC), 14, 269, 388
- University of Texas, 388
- University of Wisconsin, 387
- unloader, 328
- unrestricted free agent, 297
- up stance, 102–103
- uprights, goalpost, 26
- Upshaw, Gene (player), 57, 364
- U.S. Military Academy, 386
- U.S. Naval Academy, 386

## • V •

veer formation, 95  
 veer run play, 108, 109, 400  
 vertical stretch play, 143  
 veterans, 295, 297  
 Vick, Michael (player), 62, 67, 153, 280, 299  
 Villanova University, 283  
 violence of sport, 15  
 vision  
   defensive lineman, 157  
   linebacker, 164  
   quarterback, 68–69  
   running back, 99  
 visualizing success, 320–321

## • W •

waiver system, 297  
 Walsh, Bill (coach), 129, 373–374, 381  
 Ware, Andre (player), 279  
 Warner, Kurt (player), 304  
 Warner, Pop (coach), 17, 110, 283  
 Washington Redskins, 348, 366, 382–383  
 water, 337–338  
 weak side, 132, 400  
 weather conditions, adjusting to, 339  
 Web sites, 250–251  
 Webster, Mike (player), 116  
 weight lifting, 331–334  
 West Coast offense, 78, 118, 129–130, 374  
 whey protein, 334  
 White, Danny (player), 104  
 White, Randy (player), 193  
 White, Reggie (player), 195  
 wide receiver, 400. *See also* receivers  
 wildcard teams, 291  
 Wilkinson, Bud (coach), 188  
 Williams, Doug (player), 273

Williams, Jamal (player), 142  
 Williams, Kevin (player), 142  
 Williams, Ricky (player), 293  
 Willy linebacker, 165  
 wind sprints, 330  
 Winfield, Antoine (player), 170  
 wings, 222  
 wishbone, 268  
 Wonderlic Test, 67  
 Woodson, Charles (player), 280, 283

## • Y •

Yale University, 14, 386–387  
 yard lines, 22  
 yards after the catch, 74  
 Young, Bryant (player), 156  
 Young, Steve (player), 67  
 Young, Vince (player), 128  
 Youngblood, Jack (player), 339–340  
 youth football  
   coaching, 258–260  
   defense, teaching, 259–260  
   NFL Junior Player Development program,  
     257  
   offense, teaching, 258–259  
   Pop Warner programs, 256–257  
   Punt, Pass & Kick, 257  
   when to start kids, 255–256  
 Youth Football Network Web site, 257

## • Z •

zeroing in on receiver, 246  
 Zimmerman, Gary (player), 122  
 zone blitz, 126, 137–138, 194–195  
 zone block, 125  
 zone coverage, 136–137, 171, 181–182, 400