

100 HOME DESIGN PRINCIPLES

家居设计法则100

高巍/编 贺丽 代伟楠/译



辽宁科学技术出版社

100 HOME DESIGN PRINCIPLES

家居设计法则100

高巍/编 贺丽 代伟楠/译

Editor's Words

编者的话

The design process of home interior space integrates rational thinking and emotional thinking, the two different modes of thinking, which lead to the diversification of the final result. The designer creates numerous space images in the process of adhering to the original concept and dealing with various incompatible contradictions.

The book divides home interior design into five modules, namely, space design, structural design, interface design, decorative design and the design of special areas. Meanwhile, one hundred homologous subjects derive further from all the five modules, which give detailed description of the problems that may be confronted and need to be taken into careful consideration in home interior design in the manner of case show.

The book contains such contents as theoretical summaries, drawing analyses, image demonstration and image analyses. In the analyses of the drawings, the corresponding plans are also provided in accordance with the logical relations between the different interior functional areas besides the plane layout drawings of the relative floors. Moreover, the visual directions are indicated by the directional arrows in correspondence to each photo. The meticulous way of presentation can not only make the readers know clearly and thoroughly the constituents of the successful design cases, but provide the designers with a transitional experience from the plane to the space. Moreover, all the text analyses come from the explanation of the designer of each project. The sentiments of excitement and puzzlement experienced by the designers in the design process can easily be perceived from these pellucid words.

The book aims to provide the relevant designers with a reference to the innovative inspiration, an editing purpose demonstrated from its professional, systematic, intuitive and legible qualities. We can find the sequence of ideas of home space design belonging to our era through the profound analysis of each case so as to reflect on the design motivation and significance behind the numerous visual presentations.

家居室内空间设计的过程综合了理性思维与感性思维两种不同的思维方式，其最终的展示效果呈现出多元化的状态。设计师在秉承最初的理念以及应对各种复杂矛盾的过程中创造出了众多个性鲜明的空间形象。

本书以专题的形式系统化的将家居室内设计的内容分成空间设计、构造设计、界面设计、装饰设计以及特殊区域设计5大板块。同时，在每个板块的基础上又衍生出100个相应的主题，每个主题都以案例展示的方式详细说明了家居室内设计过程中需要认真思考和面对的问题。

在全书案例的编排过程中设置了理论概述、图纸分析、照片展示以及照片分析等内容。其中在图纸分析当中，除提供了对应层数的平面布置图纸以外，还按照室内功能区域的逻辑关系提供了相应的区域平面图纸，并且配合对应区域的照片以箭头指向的形式表明了视线的方向。通过这种细致的展示方式不但能够清晰而全面的了解成功案例的细节构成，而且还为设计师直观的提供了一种从平面到空间的转化体验。另外，照片的文字分析全部来自相应案例设计师的解说，从这些生活化的文字中可以很容易的感受到设计师在创作过程中所体验到的激动与困惑。

本书的出版宗旨体现在专业性、系统性、直观性与易读性等方面，其目的是能够为相关设计师提供创新灵感的参照。通过对每项案例的深刻剖析，梳理出属于我们这个时代的家居室内设计脉络，思考众多视觉化表象背后的设计动机与意义。

Contents

目录

BEGINNING 开始设计

1. Conception of residential interior design 住宅室内设计的立意
Capps Residence—卡普斯住宅.....010
2. Pay equal attention to form and function 形式与功能同样重要
Living Pod—波德生活住宅.....014
3. From plane to space 从平面到空间
First Crescent—第一湾畔.....018
4. The creation of space ambience 空间氛围的创造
Greene Street Loft—格林街阁楼.....022

SPACE DESIGN PRINCIPLES 空间设计法则

5. Closure and enclosure 封闭与围合
Apartment No.10—10号公寓.....028
6. Openness and dynamic 开敞与流动
55 Blair Road—布莱尔路55号.....032
7. Virtual space 虚拟的空间
Moliner House—莫林内尔住宅.....036
8. The form of space 空间的形态
Bond Street Loft—邦德街阁楼.....040
9. Space design and detailed structure 空间设计与细部构造
Murray Hill Townhouse—美利山联排别墅.....044
10. Reconstruction of space 空间的重构
Loft Kullmann—克鲁曼阁楼.....048
11. The transition of space 空间的过渡
Apartment Formica—富美家公寓.....052
12. The intention of space 空间的意向
31 Blair Road—布莱尔路31号住宅.....056
13. To introduce new space 引入新空间
Ruiz-Maasburg Penthouse—鲁尔兹·马斯伯格阁楼.....060

14. The alternation of space 空间的穿插
Ceramic House—陶瓷馆.....064
15. The layering of space 空间的层次
72 Sentosa Cove—圣陶沙湾72号.....068
16. From interior to exterior 从室内到室外
Waterpatio—水园.....072
17. Wandering space 游走空间
LA House—LA住宅.....076

STRUCTURE DESIGN PRINCIPLES 构造设计法则

18. Coordination of the plane 平面的协调
Harlem Duplex—哈莱姆双层公寓.....082
19. The basic point of division 分割的基点
Island I—I岛.....086
20. Surface decoration 装饰的主界面
Apartment 3E—3E公寓.....090
21. The establishment of space's image 空间形象的确立
Urbania—乌尔巴尼亚住宅.....094
22. The stillness of the space 空间的休止符
Pacific Heights Townhouse Renovation—太平洋高地联排别墅改造项目.....096
23. The extension of the space 空间的延续
Residence 1414 Renovation—1414住宅改造.....100
24. The organisation of the vertical space 垂直空间的组织
Uptown Penthouse—新达阁楼.....104
25. Protection and decoration 防护与装饰
Narrow House—窄楼.....108
26. The re-creation of the interior space 室内空间的二次创造
SODAE House—SODAE住宅.....112
27. Challenge limitation 对限定的挑战
Chalon Residence—夏龙住宅.....116

INTERFACE DESIGN PRINCIPLES 界面设计法则

28. The tension of the vision 视觉的张力
The Quogue House—Quogue住宅.....122
29. Flooring design and functional division 地面设计与功能划分
Zhong Neng Real Estate - Evian Stacked Villa—中能地产·依云镇叠层别墅示范单位.....126
30. Route design 设计路线
No.12 Villa—12号别墅.....128
31. The transition of the areas 场地的过渡
Parksite—园景住宅.....132
32. The tactile experience of walking 行走的触觉体验
Penthouse Downtown Montreal—蒙特利尔市中心阁楼...136
33. Flooring's array of time and space 地面的时空序列
Stonehawke House—Stonehawke住宅.....140
34. Sinking and rising colours 下沉与升腾的颜色
Pryor—普赖尔住宅.....144
35. Perspective patterns 透视的图案
River Island—河心之岛.....148
36. The calm floor 沉稳的地面
Benlaw House—Benlaw住宅.....152
37. The pleasure of fixed pattern of vision 视觉定式的愉悦
ViGi House—ViGi住宅.....156
38. The segmentation and combination of the wall 墙面的分隔与组合
Villa No.10—10号别墅.....160
39. The extension of vision 视觉的延伸
Private Apartment - New Westgate Garden—私人公寓 - 老西门新苑.....164
40. The gradation of the vertical 竖向的层次
Adria 2-Bedroom Showflat—亚德里亚双卧室样板房.....168

41. The tactile sense of texture 引发触摸的质感
The Ritz-Carlton Residences at MahaNakhon—MahaNakhon大厦丽思卡尔顿公寓.....172
42. Flowing decorations 流动的装饰
45 Faber Park—法贝尔公园45号.....176
43. The keynote of space 空间的基调
California Residence—加州住宅.....180
44. The continuity of the vision 视觉的连续
870 UN Plaza—联合国广场870号.....184
45. The background of space 空间的背景
Adria 3-Bedroom Apartments—亚德里亚三卧室公寓.....188
46. New echo 新的呼应
Basin Ledge—贝森·里奇住宅.....192
47. The restriction of space 空间的限定
Cetatuia Loft—Cetatuia阁楼.....196
48. The hint of thinking 思维的暗示
Cabin GJ-5—GJ -5小屋.....200
49. The overall coordination 全面的协调
House Engen—恩根住宅.....204
50. The forgotten interface 被遗忘的界面
Kona Residence—科纳住宅.....208
51. The imagination of space 空间的假想
Floating House—水上住宅.....214
52. The coordination of colours in the space 空间色彩的调和
Town Classic—城市经典.....218
53. New way of the experience 体验的新方式
Less Than A Tower—“小于A”住宅.....222
54. The coordination of the space's composition 空间构图的协调
Matsuki Residence—松木住宅.....226

Contents

目录

55. The choice of wood 木材的选择 Prospect House—展望楼.....	228	69. Contrast and delicate difference 对比与微差 Changhong Gong Di—长虹贡邸.....	282
56. The choice of stone 石材的选择 Stratford Mountain—斯特拉特福山邸宅.....	232	70. Rhythm and tune 节奏与韵律 Greenwich Village Bachelor Residence—格林威治村学士公寓.....	286
57. The choice of metal 金属的选择 Blue Sky Home—蓝天家园.....	236	71. Proportion and scale 比例与尺度 Seacrest Semi-Custom Residence—西克雷斯特·半定制公寓.....	290
58. The choice of the plain concrete 清水混凝土的选择 Jd House—JD住宅.....	240	72. The use of affixture 张贴设计 Kenig Residence—Kenig住宅.....	294
59. The choice of ceramic 陶瓷的选择 The Canary—加那利住宅.....	244	73. Suspension design 悬挂设计 Castel in the UK—英国卡斯特尔住宅.....	298
60. The choice of glass 玻璃的选择 Camargo Correa Brooklin—卡马乔·科雷亚·布鲁克林住宅.....	248	74. Paving design 铺贴设计 Private Apartment Berlin Friedenau—柏林Friedenau私人公寓.....	302
61. The choice of textile 织物的选择 Paris Apartment—巴黎公寓.....	252	75. Furniture arrangement 家具布置 MC House—MC住宅.....	306
62. The change of pattern and background 图与底的变换 House Leuven with Pool—勒芬泳池住宅.....	256	76. The choice of lighting shape 灯具选型 40 Beverly Park—贝弗利公园40号.....	310
63. The alternation of the volume 量感的穿插 Twin Houses—双子住宅.....	258	77. Direct illumination 直接照明 Scholl 2—绍尔2号住宅.....	314
64. The definition of pleasure 悦动的限定 Sinu River House—Sinu河住宅.....	262	78. Indirect illumination 间接照明 The House of Cesar, Roberta and Simone Micheli—塞萨尔, 罗伯塔和西蒙尼·米凯利住宅.....	318
65. Space magician 空间魔术师 The Hillside House—依山住宅.....	266	79. Diffuse illumination 漫射照明 House of Mister R—R府住宅.....	322
DECORATIVE DESIGN PRINCIPLES 装饰设计法则		80. Mixed illumination 混合照明 Chet Bakerstraat—切特·贝克斯塔特.....	326
66. Unity and contrast 统一与对比 Winter Oceanfront Residence—冬日海滨住宅.....	272	81. Greening design 绿化设计 Fish House—鱼楼.....	330
67. Principal and subordinate & emphasis 主从与重点 Dahua - Island Against Water—大华·水映岛.....	276	82. Furnishings for daily use 日用品陈设 Minto 775 King West - 2 - Bedroom Suite—明托-金·韦斯特775号双卧室套房.....	334
68. Balance and stability 均衡与稳定 Upstate New York Residence—纽约州北部公馆.....	278		

83. Art furnishings 艺术品陈设
Apartment in Kaunas—考纳斯公寓.....338

84. Textile furnishings 织物陈设
Family Residence in Vilnius—维尔纽斯家庭宅.....342

85. Waterscape design 水景设计
Residence Malibu—马里布公馆.....346

86. Scene creation 情景创造
First Floor Penthouse—一楼阁楼.....350

DESIGN PRINCIPLES OF SPECIAL AREAS 特殊区域设计法则

87. Vestibule design 门厅设计
Sutton Place Residence—萨顿住宅.....356

88. Living room design 起居室设计
27 East Sussex Lane—东萨塞克斯郡27号小巷住宅.....358

89. Study room design 书房设计
Apartment No.10—10号公寓&Villa No.12—12号别墅.....360

90. Kitchen design 厨房设计
Vienna Way Residence—维也纳路公馆.....362

91. Master bathroom design 主卫生间设计
Acqua Villa—水园&PIK house-ESPERTA—印度尼西亚碧楼
&Casa Son Vida—卡萨·逊·维达住宅.....364

92. Terrace design 露台设计
Casa Son Vida—卡萨·逊·维达住宅&Town Classic—城市
经典.....368

93. Attic design 阁楼设计
ATTICO—ATTICO住宅.....372

94. Children's room design 儿童房设计
45 Faber Park—法贝尔公园45号&Narrow House—窄楼
&12+Alder —12+Alder 住宅.....376

95. Multimedia room design 多媒体室设计
The China Alleyway Memories—中国小巷记忆&Villa
No.12—12号别墅&Acqua Villa—水园&Laranjeiras
Residence—拉斯住宅&Quidnet Road—五重奏路住宅.....378

96. Reception room design 会客厅设计
Transparent Loft—透明阁楼.....382

97. Boxroom design 收藏室设计
Mountain House—山楼&Scholl 2 —绍尔2号住宅.....384

98. Outdoor swimming pool design 户外泳池设计
Villa Amanzi—阿曼兹别墅
&Beira residence—贝拉住宅.....386

99. Roof garden design 屋顶花园设计
Le Bleu Deux Show Flat A—水蓝天岸样板房A座
&Greenwich Village Penthouse—格林威治村阁楼&PIK
house-ESPERTA—印度尼西亚碧楼.....390

100. Courtyard design 庭院设计
Dillon Residence—狄龙住宅.....394

INDEX
索引.....398

BEGINNING

开始设计



1. Conception of residential interior design 010

住宅室内设计的立意

2. Pay equal attention to form and function 014

形式与功能同样重要

3. From plane to space 018

从平面到空间

4. Creation of space ambience 022

空间氛围的创造

1 Conception of residential interior design 住宅室内设计的立意



The approach of home design is the comprehensive reflection of the comprehension and conception of the site conditions in the designers' mind, the results of which will eventually be demonstrated through visual images. The so-called visual images are the innovative grasp of the site conditions, which embodies the designers' imagination, creativity and their understanding of the aesthetic concepts, rather than the mechanical duplication of perceptual materials. Home design is the designing process of the four-dimensional space, therefore the sense of beauty of home design is reflected in the whole space and it is necessary for the designers to apprehend according to the state of motion of different spaces.

In this case, the designer is required by the clients to retain the historical construction features of the

original building and use their art collections as the main decorative elements of the interior space.

家居设计的立意是设计师头脑中对现场情况的理解与构思的综合体现。这种理解与构思的结果最终以视觉形象的方式展现出来。而这种所谓的视觉形象又不等同于对感性材料的机械复制，而是对现场情况创造性的把握，这种创造性的把握包含着设计师的想象性、创造性、敏锐性以及对于审美概念的理解。由于家居设计是四维空间的设计过程，因此，家居设计的美感体现在整体的空间氛围中，需要设计师从不同空间的运动状态中去把握。

在本案例当中，业主要求设计师最大限度的保留原有建筑的历史构造特点，并结合他们的艺术收藏品作为室内空间中的重要装饰元素。

Project name: Capps Residence **Completion date:** 2008 **Location:** Texas, USA **Designer:** Poteet Architects, San Antonio, Texas **Photographer:** Ryann Ford **Area:** 305 sqm

项目名称：卡普斯住宅 竣工日期：2008年 地点：美国，得克萨斯州 设计师：得克萨斯州圣·安东尼奥Poteet建筑师事务所 摄影师：里安·福特 面积：305平方米



- | | |
|--------------------|----------|
| 1. Porch | 1. 门廊 |
| 2. Parlour | 2. 客厅 |
| 3. Sitting | 3. 起居室 |
| 4. Living | 4. 起居室 |
| 5. Dining | 5. 饭厅 |
| 6. Kitchen | 6. 厨房 |
| 7. Butler's pantry | 7. 司膳餐具室 |
| 8. Powder room | 8. 盥洗室 |



- | | |
|------------------|---------|
| 1. Porch | 1. 门廊 |
| 2. Office | 2. 办公间 |
| 3. Bedroom | 3. 卧室 |
| 4. Master bath | 4. 主浴室 |
| 5. Master shower | 5. 主淋浴室 |
| 6. Closet | 6. 衣帽间 |
| 7. Guest bath | 7. 客浴室 |
| 8. Utility | 8. 公共设施 |

First Floor Plan 一层平面图

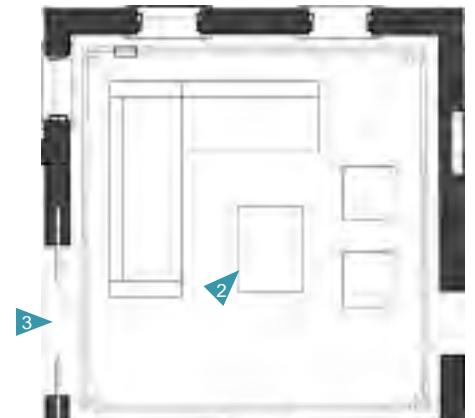


Second Floor Plan 二层平面图



Parlour+Butler's Pantry+Powder Room Plan
客厅+司膳餐具室+盥洗室平面图

1. Client engaged designer to tailor the house to his needs, without sacrificing the historic character its prominent site demanded. Bold colour surprises are interjected at intervals to keep the white palette fresh: the robin's egg blue in the foyer reflects the owners' love of colour and visual sense of humour
2. Client's art collection is an international showcase
3. The design team found sources from all over the world to incorporate into the home's design

1. 客户委托设计师为其住宅量身打造一个设计方案，在不改变其历史特色的同时，有力地突出其所在的独特地理位置。空间中穿插的大胆色调使以白色为基调的空间充满无限活力：门厅处运用知更鸟蛋的蓝色色调完美彰显出空间主人对色彩的热衷，并在视觉上营造出一种诙谐之感
2. 客户的艺术收藏品是一个国际化陈列柜
3. 设计团队搜罗来自世界各地的装饰元素，并将其运用到该设计之中



Living Room Plan 起居室平面图



1. The interior of the home was transformed to support the lifestyle of the new owners
2. The kitchen is sheathed in honed carrara marble, including open shelves which span the banks of windows. The storage on the kitchen is extended by a butler's pantry which is tucked into the basement access of the old residence

1. 室内设计方案巧妙地将原有的空间风格进行转变，符合了房子新主人的口味
2. 厨房大量采用了卡拉拉大理石，包括横跨窗户边缘的开放式搁架。厨房的储藏空间由司膳餐具室进行延伸，而司膳餐具室则巧妙地被“塞进”原住宅的地下室入口处



1. Museum-quality lighting is installed throughout controlled by a "smart house" system which also operates the audio visual and security systems

2. In the master closet and bath, the designers had the full opportunity to express the personality of the owners. The master closet and bath are merged into one flowing space dominated by the black closet island and the large glass-tiled steam shower in four colours of blue

3. Clients are avid collectors of contemporary art and open their home for entertaining and large events on a regular basis. The interior design supports the passion by unifying the restored plaster walls in white and the floors in ebony

1. 博物馆中使用的照明设备由一个“聪明屋”系统完美控制，贯穿整个空间，而该系统也同时控制着音频视觉和安全系统

2. 在储藏室和主浴室中，设计师将房子主人的个性魅力展现的淋漓尽致。储藏室和浴室合二为一，自然地形成一个流动型空间，该空间内设置了一个黑色壁橱岛，一个大型玻璃砖蒸汽淋浴间，该区域采用四种不同的蓝色色调

3. 客户非常热衷于当代艺术品的收藏，并乐于在住宅中定期举办各种娱乐节目和大型活动。室内设计通过将经修复的白色墙面和黑檀木地板巧妙地结合，充分体现了空间主人和空间的热情好客

2 Pay equal attention to form and function 形式与功能同样重要



The foothold of home design is to provide people with a comfortable and convenient living environment. During the programming process, the designer continually deliberates and transforms between different concepts, both closed and flowing, public and private, setting about from the use of the interior space. So to speak, the functional layout of home design mainly focuses on studying the relationship between the circulation and the utilisation of space involving such space-time elements as form and structure, distance, location and scale. However, human beings, as the senior animals, have their unique demands not only for the physical environment of the interior space but also for the visual delight. In this way, the designer, on one hand, should make sure the rational function partition, and on the other hand, make a unified arrangement of the interface and the formal beauty of space configuration.

In this case, the designer devises a flowing image of wall that effectively connects different spaces, satisfying the rationality of function deployment and offering the client a rich visual experience.

家居设计的一切落脚点是为人们提供一个舒适便捷的生活环境。在平面功能的规划过程当中，设计师从室内空间的使用功能出发，在封闭与流动、公共与私密的概念之间进行不断的推敲与转化。可以说，家居设计的功能布局主要研究的是交通流线与空间有效利用之间的关系，它涉及到形体、距离、位置与尺度等时空要素。而人是具有情感的高级动物，即对室内的物理环境有所要求同时又对视觉的愉悦有所要求，这样一来，设计师不但要满足室内平面功能的合理划分，同时对于界面以及空间构图的形式美感也要做统一的安排。

在本案例当中，设计师设计了一个流动的墙体形象，将不同的空间区域有效的连接起来，即满足了功能布置的合理性，又为业主提供了一种丰富的视觉体验。



Project name: Living Pod **Completion date:** 2008 **Location:** Hong Kong, China **Designer:** Mr. Joey Ho **Other Designer:** Ms. Bobo Tsui **Photographer:** Mr. Graham Uden, Mr. Ray Lau **Area:** 204 sqm

项目名称：波德生活住宅 竣工日期：2008年 地点：中国，香港 设计师：乔伊·何先生 其他设计师：徐波波女士 摄影师：格雷厄姆·乌登先生，刘雷先生 面积：204平方米



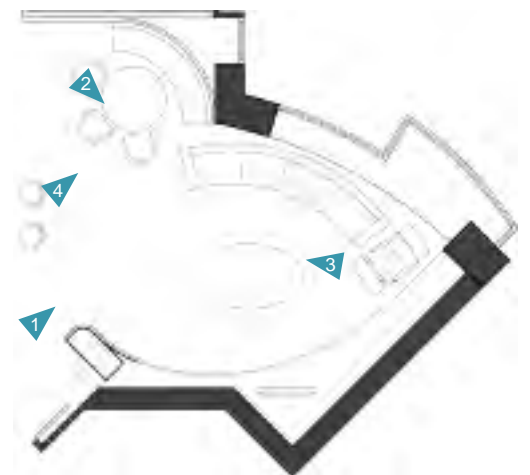
- | | |
|-----------------|---------|
| 1. Living area | 1. 客厅 |
| 2. Dining area | 2. 饭厅 |
| 3. Bedroom B | 3. 卧室B |
| 4. Bedroom A | 4. 卧室A |
| 5. Bathroom | 5. 浴室 |
| 6. Study room | 6. 书房 |
| 7. Bathroom | 7. 浴室 |
| 8. Kitchen | 8. 厨房 |
| 9. Bar | 9. 吧台 |
| 10. Maid's room | 10. 女佣室 |

Master Plan 总平面图



1. The designer builds a streamlined wall feature and lets it wrap around the living space from dining to living area, and continue all the way down to the foyer
2. This innovative framework conjures up a sense of enclosure and creates a new spatial relationship for the interior, which helps to create an open and cohesive spatial relationship
3. Despite its prime location at the busy CBD, the design succeeds in bringing nature in a contemporary setting by wrapping all the functional spaces via a clean-cut expression, letting different activities proceed and overlap in a natural and fluid manner
4. In contrast to the existing angular shape of the apartment, curvy shape is used as the backbone of the interior structure

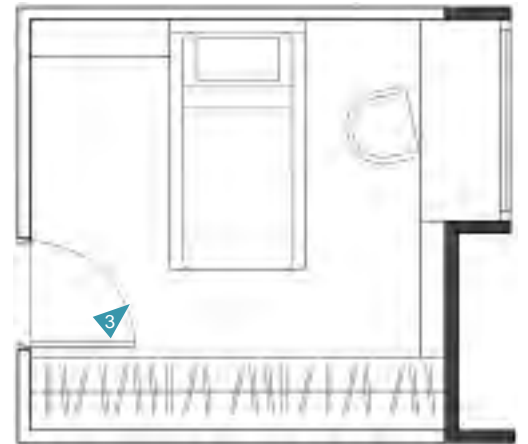
1. 设计师构建了一个流线型的墙面装置，并令其环绕从饭厅到客厅的空间，以门厅作为终点
2. 这一创新型构架使人自然产生一种围合之感，并与室内空间建立起一种崭新的空间联系，从而营造一个开发、连续的空间感
3. 尽管该住宅坐落于繁华的中央商务区，然而设计师通过在所有的功能区运用清晰明快的基调，成功地将自然之感注入到现代的空间氛围之中，令不同的活动区域以自然、流动的方式在空间中延续和重叠
4. 与原有公寓生硬的外观相比，室内结构运用流线型外观作为空间的支柱



Entrance+Living+Dining Room Plan 入口+客厅+餐厅平面图



Bar Plan 吧台平面图



Bedroom B Plan 卧室B平面图

1. Located at the metropolitan centre of Hong Kong, this mid-level apartment presents a new sensation of living that celebrates life and nature

2. Innovative elements like the leisurely bathroom with a floor-to-ceiling glass wall with a beach picture printed on it help bringing the sense of nature into the interior space and constructing a personal retreat that is detached from the city

3. In this comfortable living pod, the designer has incorporated a number of interesting settings to represent the modern lifestyle of the owner, while at the same time embody its relation with nature

1. 坐落于香港的大都市中心，这一中层公寓将生活与自然完美融合，展现了一个全新的生活理念

2. 休闲浴室中的落地式玻璃墙以及墙面上绘制的海滩景致等创意元素为室内空间增添了无限自然、纯粹之感，并为主人提供了一块远离尘嚣的净土

3. 在这个舒适的居住空间中，设计师集合了一系列充满情趣的背景设置，充分展现了空间主人的时尚生活格调，同时也真正体现了空间与自然之间的联系



1. The blue shade background suggests the natural atmosphere of the space
2. The clean and simple closet under the reflection of the lighting and mirror gives a sense of lightness
3. The materials of glass and mirror have greatly weakened the sense of heaviness of the wall

1. 蓝色渐变的背景设计暗示了自然的氛围
2. 壁柜简洁的造型在照明与镜面反射的装饰下显得更加轻盈
3. 玻璃与镜面材质的选用削弱了墙体的厚重感



Bedroom A Plan 卧室A平面图

3 From plane to space 从平面到空间



It is in line with the layout procedure and logic that home design begins with layout planning. The layout planning here includes the two-dimensional wall space in the drawings, the floor and the top space. On meditating these two-dimensional images, there will appear a real and flowing space image in the designer's mind. Such comprehensive illusion, definitely, may change by any possibilities. However, this kind of conversion process will go with the whole designing process. The ways of spatial thinking of the two dimensions comprise the visual perception of the varied functional areas from different viewpoints and the visual effect of duplication of the furnishing items and the interface, which is the premise to guarantee the spatial integrity and unity.

In this case, the designer creates a simple spatial

ambience by mainly selecting the minimalism style furniture matched with the simple interface design.

家居设计的开端始于平面的规划，这是符合设计程序与逻辑的。这里指的平面规划包含了图纸上二维的墙面、地面与顶面，设计师在推敲这些二维图像的时候头脑中会产生真实流动的空间形象，当然这种综合的幻想会因为任何的可能性而发生变化，但是对于这种从平面到空间的转化过程来说，是伴随设计始终的。平面的空间思考方式，包含了不同视点下的不同功能区域的视觉感受，以及陈设物品与界面的视觉重叠效果，它是确保空间完整统一的前提。

在本案例当中，设计师选取了极简主义风格的家具配合简洁的界面造型为业主创造出简约的空间氛围。

Project name: First Crescent **Completion date:** 2007 **Location:** Camps Bay, South Africa **Architects:** SAOTA (Stefan Antoni Olmesdahl Truen Architects) - Stefan Antoni, Philip Olmesdahl, Tamaryn Hammond **Interior Design:** Antoni Associates – Mark Rielly, Ashleigh Gilmour **Photographer:** Wieland Gleich & Karl Beath **Area:** 676 sqm

项目名称：第一湾畔 竣工日期：2007年 地点：南非，坎普斯湾 建筑师：SAOTA建筑师事务所（斯蒂芬·安东尼&奥尔姆斯德哈尔&特鲁恩建筑师事务所）/斯蒂芬·安东尼，菲力普·奥尔姆斯德哈尔，塔马恩·哈玛德 室内设计：安东尼联营公司－马克·莱雷，欧蕙联·吉尔摩 摄影师：维兰德·格雷其，卡尔·彼斯 面积：676平方米



Ground Floor Plan 一层平面图



First Floor Plan 二层平面图

- 1. Entrance
- 2. Kitchen
- 3. Lounge
- 4. Bedroom
- 5. Study
- 6. Pond
- 7. Scullery
- 8. Dining room
- 9. Terrace dining
- 10. Terrace lounge
- 11. Pool
- 12. Driveway

- 1. 入口
- 2. 厨房
- 3. 休息室
- 4. 卧室
- 5. 书房
- 6. 水池
- 7. 餐具存放处
- 8. 餐厅
- 9. 露台就餐区
- 10. 露台休息区
- 11. 泳池
- 12. 车道



1



2



Lounge Plan 休息室平面图

1. Designers believe that the most successful living spaces are uncluttered, refined and have a great directness which complements the casual lifestyle of the clients
2. The design speaks of a lifestyle, one of entertaining for all seasons with the lines between external and internal being deliberately blurred. Glazing is always full height with ceilings at 3 metres above the finished floor levels

1. 设计师认为，一个最成功的生活空间无疑是整洁而优雅的，能够与客户的休闲生活方式交相辉映，相得益彰
2. 该设计方案本身就是一种生活方式的塑造，室内外空间界线的淡化为不同季节的娱乐活动提供了有利条件。玻璃天花板距离地板标高3米



1. The terraces adjacent to the living areas are large, each with their own swimming pools and barbeque, rendering them ideal for entertaining
2. Even though the furniture is simple and minimal, warmth was introduced through textured fabrics and surface finishes. The colour palette is neutral (soft greys and charcoals) with flashes of bright colour being introduced through accent pieces
3. Aluminium was kept light and understated and the eye is drawn beyond the space and always to the distant view. Each room opens out externally and it is the shape of the site which really defines the exterior spaces
4. The sliding doors of the living areas open away from each other ensuring that internal living effortlessly spills out onto the terraces without interruption. Colours and the choice of materials also played a vital role with large elegant porcelain floor tiles being used throughout




1. 与生活区毗邻的露台空间非常宽敞，每个露台均配备了独立的游泳池和烧烤区，是理想的娱乐场地
2. 虽然家居风格较为简约，然而充满质感的装饰织物和表面磨光处理为空间增添了温馨之感。空间的色调较为中性（柔和的灰色和炭黑色），而部分摆件的鲜明色调更为整个空间增添了活跃的气息
3. 铝材的应用保持了轻快、低调的特色，将人们的视线引向空间以外更远的地方。每个房间向外部开放，而该住宅的所在地地形决定了室外空间的设计
4. 生活区周围的推拉门确保内部生活空间自然地与露台衔接起来。色彩和材料的选择与大型优雅的地板瓷砖在整个空间的设计中扮演了重要的角色





Bedroom Plan
卧室平面图



1. The bedrooms are situated where the site is at its narrowest. "Zen" type gardens, timber decks and natural materials define these smaller areas as being ideal for quiet contemplation

2. Due to the linearity of the site it made sense to integrate the bedrooms and bathrooms as each was more spacious with its own natural light. If enclosed, the bathrooms would have been very tight and would have relied entirely on mechanical ventilation and artificial lighting

3. "Elegance" was a priority, and therefore SAOTA opted to have them custom-made. Each basin plays off the same theme but is totally unique and designed specifically to suite the space in which it is installed

1. 卧室所在的地区是空间最狭窄的位置。“禅”式的花园，木料甲板和天然材料将这些小空间打造一个理想的宁静沉思佳所

2. 根据住宅地形的线型特点，设计师巧妙地将卧室和浴室整合在一起，确保这些空间阳光充足。如果采取封闭式设计，浴室的通风则会比较紧张，将会完全依赖机械通风和人工照明

3. 对于厨房来说，营造“优雅”的氛围是关键，因此，SAOTA建筑师事务所选择了专门定制的手法。每个水池演绎同样的主题，同时又确保各具特色，专业化的设计与各自所在的位置完美融合

4 The creation of space ambience 空间氛围的创造



The presentation of the interior space's atmosphere is the visual experience of the man's senses about the corporeal substance and virtual space. The corporeal substance is composed with the enclosure interface, building structure, furnishings and other three-dimensional forms, whose various shapes and matched colours as well as contrasted materials could visually express the idea of the designer and the space style. Virtual space is formed by enclosing the corporeal substance, which plays important role in space's size, tone, actual situation as well as ambience. The ambience of space is the essence of home design and also the goal that the designer is seeking for.

In this case, the designers employ flexible design techniques to divide the space perfectly and have created continuous but also private areas; from the perspective of detailed design, designers

have retained the original building components and elements and matched with the handcrafted furnishings, giving the space a sense of texture and tactility.

家居的空间氛围的表象概念为人的感官对室内实体形象与虚体空间的直观感受。实体的形象由围合的界面、建筑的结构、陈设等三维的形体构成，通过造型变化、色彩搭配、材质对比等手法直观的表现出设计师的意图与空间的风格；虚体空间是由实体围合而形成的场所，它对空间的大小、轻重、虚实以及意境起到重要的作用。空间的氛围是家居设计的本质，同时也是设计师所追求的目标。

在本案例当中，设计师运用灵活的空间分割手法创造出了连续而又私密的空间区域；在细部处理上设计师保留了原有的建筑构件与元素并搭配了手工制作的陈设用品使空间的氛围更具质感与触摸感。

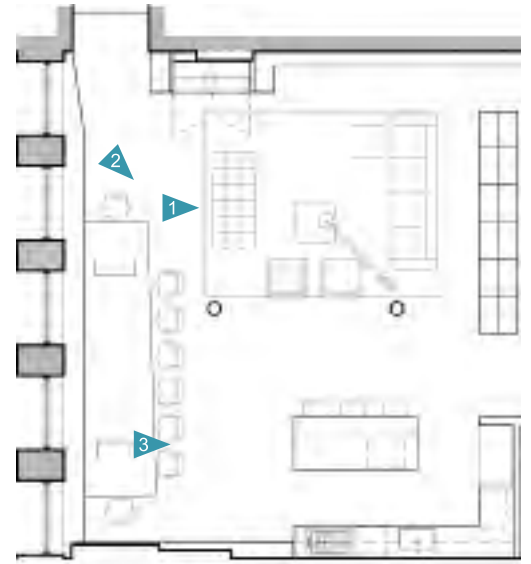
Project name: Greene Street Loft **Completion date:** 2008 **Location:** New York, USA **Designer:** Slade Architecture **Photographer:** Jordi Miralles **Area:** 300 sqm

项目名称：格林街阁楼 竣工日期：2008年 地点：美国，纽约 设计师：斯莱德建筑师事务所 摄影师：霍尔迪·梅拉蕾丝 面积：300平方米



Master Plan 总平面图

- | | |
|----------------------------|----------|
| 1. Living room and kitchen | 1. 客厅与厨房 |
| 2. Study | 2. 书房 |
| 3. Sleeping loft | 3. 阁楼休息室 |
| 4. Aluminium shelf | 4. 铝制书架 |
| 5. Closet | 5. 壁橱 |
| 6. Bathroom | 6. 浴室 |
| 7. Bedroom | 7. 卧室 |



Living+Dining+Kitchen Plan
客厅+餐厅+厨房平面图



1. The first volume is an aluminium bookcase designed to hold the owner's collection of traditional Korean trunks. The bookcase separates the living, dining and kitchen areas from the study. The side of the bookcase facing the living room is deep and is designed specifically to house the trunk collection

2. Designer selected all of the furniture and finishes and designed a custom silk rug in the living room that fades from blue at the edges to silver in the centre. The custom table designed out of a single, 19' long and 48" wide, slice of Mokore is the focal point for parties and entertaining. It seats about twenty people and runs the length of the east-facing windows

3. The kitchen island is clad in acrylic and the top is marble, supported by a concealed steel structure

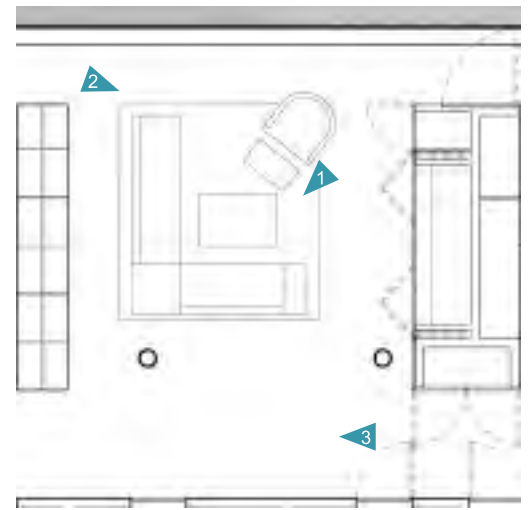
4. The upper cabinet doors in the kitchen are solid acrylic (light blocks). The countertop is marble and matches the marble on the steps up to the bedroom. The lower cabinets are stainless steel

1. 第一个体量是设计师为该住宅量身打造的铝制书架，以容纳主人传统的韩国根雕。该书架将书房与客厅、饭厅和厨房巧妙地分隔开来。书架的一侧面向客厅，深邃的区域处理专门用来盛放根雕作品


2. 客厅中所有的家具和成品均由设计师精心选择，特殊定制的真丝地毯采用渐变色处理，逐渐由边缘地带的蓝色向中央的银色转变。设计师特别定制的桌子，5.8米长，1.2米宽，莫阿比木材质，是聚会和娱乐的焦点。该餐桌可容纳20人同时就餐，东部面向窗户

3. 厨房中采用了亚克力材料，其上方是一个由混凝土钢筋结构支撑的大理石

4. 厨房较高处的橱柜门选用了结实的亚克力材料（暖色高光）。台面采用大理石材料，与通往卧室的台阶材料相得益彰。低处的橱柜门则采用了不锈钢材料




Study Room Plan 书房平面图



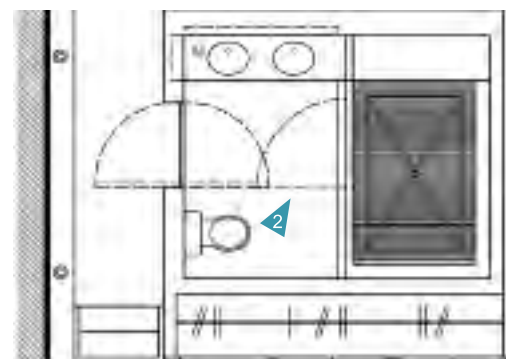
1. The second volume contains a built-in desk area facing the study and a closet on the other side
2. Two hidden doors allow the corridor between this volume and the third volume (the walk-in closet) to be closed off
3. Three eight-foot-tall freestanding volumes arranged down the centre of the existing space define the different programme areas and provide a continuous view through the entire depth of the apartment and function as corridors linking the different areas of the apartment

1. 第二个体量包括对书桌区域的构造，正对着书房，另一侧设置了一个壁橱
2. 两扇隐形门将这个体量与第三个体量（壁橱中的过道）之间的走廊进行完美地围合
3. 三个2.4米高的独立体量被巧妙地设置在原有空间的中央地带，并定义出不同的规划空间，并在整个空间中建立一个连续的观赏视角，同时，以走廊的身份将公寓的不同区域完美衔接





Bedroom Plan 卧室平面图



Bathroom Plan 浴室平面图

1. The bedrooms and bathrooms are lifted on a rough stone platform about 16" above the rest of the floor. The headboard in the master bedroom is a teak slat wall. Bright orange lacquer shelves inserted into the slats can be rearranged by the owner as needed

2. The masterbath has a large convertible tub/shower. The "his and hers" shower has a teak slat floor that can be removed to reveal a large soaking bathtub

1. 卧室和浴室坐落于一个粗糙的石台之上，高出其余地面0.4米。主卧中的床头板是一个柚木板条墙。明亮的橙色涂漆搁架插入板条之中，可以根据房间主人的喜好随意设置

2. 主浴室内置了一个大型开放式洗涤槽和淋浴设备。“他的和她的”淋浴区设置了一个柚木板条地板，移除之后即可见到一个大型泡浴缸

SPACE DESIGN PRINCIPLES

空间设计法则



5. Closure and enclosure 028

封闭与围合

6. Openness and dynamic 032

开敞与流动

7. Virtual space 036

虚拟的空间

8. The form of space 040

空间的形态

9. Space design and detailed structure 044

空间设计与细部构造

10. Reconstruction of space 048

空间的重构

11. The transition of space 052

空间的过渡

12. The intention of space 056

空间的意向

13. To introduce new space 060

引入新空间

14. The alternation of space 064

空间的穿插

15. The layering of space 068

空间的层次

16. From interior to exterior 072

从室内到室外

17. Wandering space 076

游走空间

5 Closure and enclosure 封闭与围合



A quiet and tranquil spatial ambience can be created by closing and connecting various parts of the home space. This kind of spatial characteristic of the interior space including the enclosed interfaces possesses a strong definition. The space maintains its introversion and privacy as well as the symmetrical centrality with a strong sense of territoriality. The proportion and scale between the enclosed interface and the decorative furnishings keep a highly coordinate and unified relationship.

In this case, the designer successfully designs a spatial ambience which enjoys the highly symmetrical centrality with a strong sense of territoriality. The size comparison of the home furnishing items and its spatial environment coordinate with each other, which makes the spatial image more abundant and

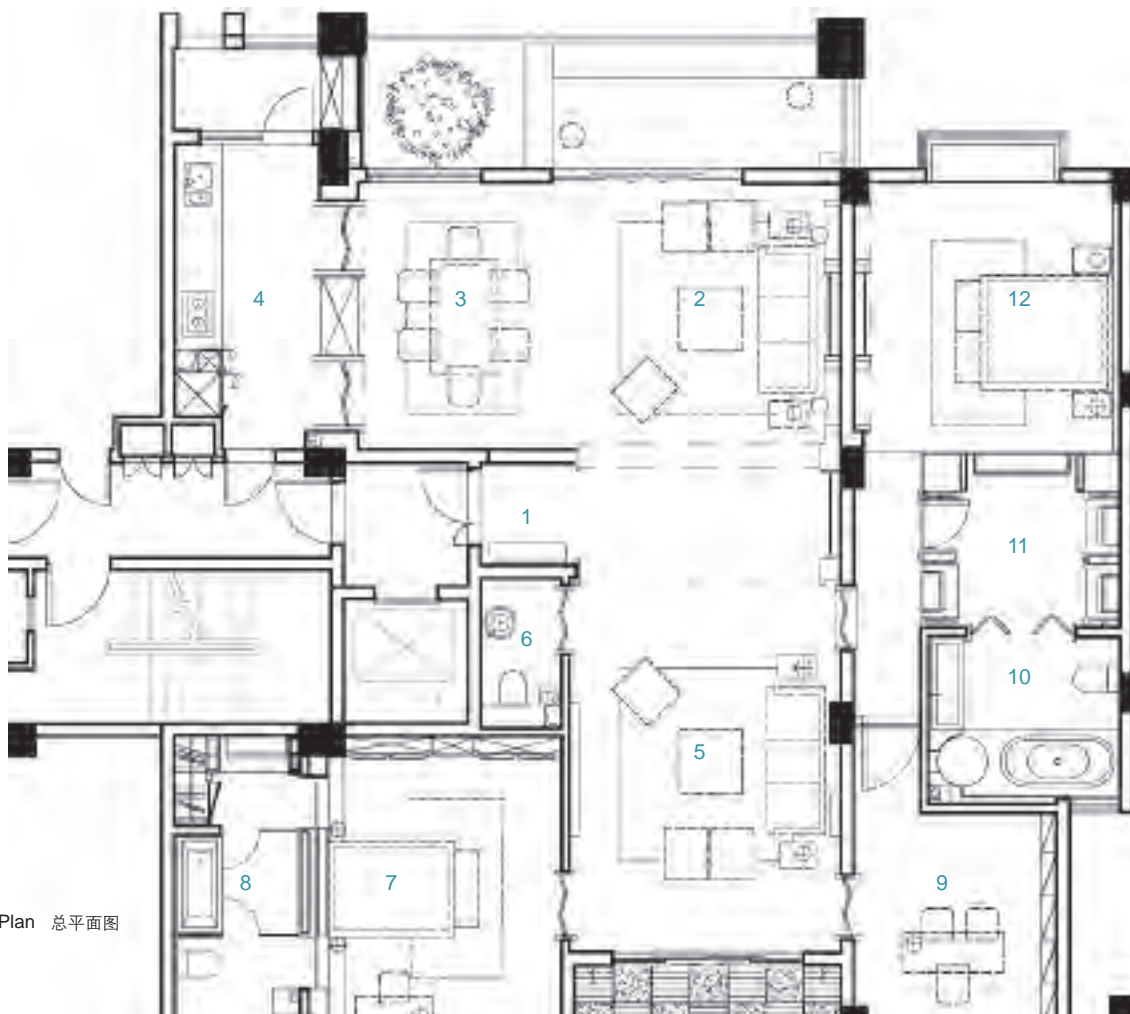
graceful. A finishing touch goes to the handling of the entrance hallway, by which the designer makes the small space broader by the collocation of coordinate ratios and scales.

家居空间的封闭与围合能够创造出静谧而恬淡的空间氛围，这种室内空间特征包括围合的界面具有很强的限定性；空间具有内向性与私密性，同时具有领域感很强的对称的向心性以及空间中的围合界面与陈设装饰品的比例与尺度保持着高度的协调与统一关系。

在本案例当中，设计师通过墙面与顶面的相互围合关系以及材料之间的对比关系，成功的创造出一种领域感很强的、对称的、向心性的空间氛围。在空间中摆放的家居陈设物品的大小比例与其所属的空间环境相互协调，使空间形象更加充实而丰满，尤其在入口门厅的处理上，通过协调的比例尺度搭配使狭小的空间变得开阔。

Project name: Apartment No.10 **Completion date:** 2010 **Location:** Chengdu, China **Designer:** MoHen Design International **Photographer:** MoHen Design International

项目名称：10号公寓 竣工日期：2010年 地点：中国，成都 设计师：牧恒国际设计公司 摄影师：牧恒国际设计公司



Master Plan 总平面图

- | | |
|--------------------|----------|
| 1. Foyer | 1. 门厅 |
| 2. Family room | 2. 家庭活动区 |
| 3. Dining room | 3. 饭厅 |
| 4. Kitchen | 4. 厨房 |
| 5. Living room | 5. 客厅 |
| 6. Powder room | 6. 化妆室 |
| 7. Guest bedroom | 7. 客卧 |
| 8. Guest bath | 8. 客浴 |
| 9. Study room | 9. 书房 |
| 10. Master bath | 10. 主浴室 |
| 11. Dressing room | 11. 化妆间 |
| 12. Master bedroom | 12. 主卧 |



Foyer Plan 门厅平面图

1. The reflection effect of the mirror has broken the closed foyer and the multiple reflections give the limited space a sense of infinite visual illusion

2 The narrow entrance area to the foyer limits the range of sight, and the reflection effect of the top has strengthened the sense of depth

1. 镜面的反射效果打破了门厅封闭的围合感，由于多次的反射使有限的空间产生无限的视觉幻象

2. 狭长的入口门厅空间限制了视线的范围，顶面的反射效果强化了空间的纵深感





Family Room+Dining Room Plan
家庭活动区+餐厅平面图



Living Room Plan
客厅平面图

1. The decorative interface has weakened the sense of enclosure and enriched the limited dining space with various visual changes. The design of ceiling strengthens the closed space and naturally links different functional areas together
2. Checkerboard carpet adds the closed living space a different orderly visual experience
3. The bouncing shape of the top and wall enhances the sense of depth; the texture and colour of the sofa and floor inject the closed space a sense of weight

1. 界面的装饰性削弱了空间的围合感，使有限的餐厅空间产生丰富的视觉变化，吊顶的设置强化了空间的封闭性，同时将不同的功能区域自然的融合在了一起
2. 棋盘格的地毯使封闭的起居空间产生秩序化的视觉体验
3. 跳跃的顶面与墙面造型增强了空间的纵深感，沙发与地面的质感与色彩增添了封闭空间的重量感



Master Bath+Dressing Room+ Master Bedroom Plan
主浴室+化妆间+主卧平面图



1. The textures of the curtain and background echo each other, and have weakened the sense of enclosure caused by the interface
2. Bar mosaic has integrated the floor and wall effectively and created a rich visual experience
3. The symmetrical wall decoration makes the narrow bedroom wall be more flexible

1. 窗帘与卧室背景墙的材料质感刚柔并济，同时削弱了界面对室内空间的围合感
2. 条形马赛克装饰将地面与墙面有效的结合起来并形成丰富的视觉体验效果
3. 对称的墙面装饰使狭长的卧室墙面更加灵活



6 Openness and dynamic 开敞与流动



The openness of the interior space together with the fluid forms could enhance the communication between the inside environment and that of outside, and can also easily create a moving visual effect of the four-dimensional space. This space features with the less integrity of the enclosure interfaces; part of which remain the open state and strong extraversion but less restriction and could naturally interact with nature and surrounding environment; the transformation of the enclosure interface is distinctive and the patterns give a sense of dynamic.

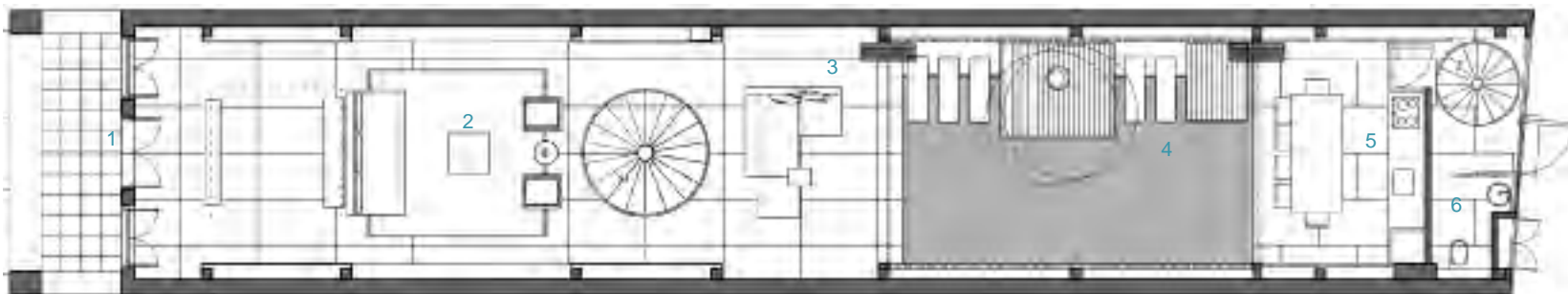
In this case, the designers chose a linear texture interface and organically linked the swimming pool, gardens and public space together, to achieve the visual effect that sceneries vary with the changing view-points.

家居空间的开敞与流动形式可以增强室内环境与室外环境的沟通，并且能够很容易的产生四维空间的运动效果。这种空间形态的特点包括围合界面的不完整性，部分界面具有开敞的状态；外向性强，限定性较弱，具有与自然和周围环境互动的特点；围合界面之间的形体变化明显，图案的动感较强。

在本案例当中，设计师选择了线性感较强的界面肌理，将泳池、花园与公共活动空间有机的连接在一起，达到步移景异的视觉效果。

Project name: 55 Blair Road **Completion date:** 2009 **Location:** Singapore City, Singapore **Designer:** Ong&Ong Pte Ltd **Photographer:** Derek Swalwell **Area:** 288 sqm **Awarded:** ArchDaily Building of the Year Award (Refurbishment)

项目名称：布莱尔路55号 竣工日期：2009年 地点：新加坡，新加坡城 设计师：Ong&Ong设计私人有限公司 摄影师：德里克·斯瓦尔威尔 面积：288平方米 奖项：ArchDaily建筑年度奖（翻新）



- | | |
|--------------|-------|
| 1. Entrance | 1. 入口 |
| 2. Living | 2. 客厅 |
| 3. Bedroom | 3. 卧室 |
| 4. Landscape | 4. 景观 |
| 5. Dining | 5. 餐厅 |
| 6. Bathroom | 6. 浴室 |

First Floor Plan 一层平面图



Section Plan 剖面图



1

1. Glazed walls separate the rest of the first floor from the outdoor pool and frangipani garden in the middle of the courtyard
2. When both glazed partitions are open, the first floor transforms into a single large space, achieving diversity of space with a lounge, dining area and poolside
3. Absence of walls is ideal for cross-ventilation between the various spaces inside the house – a natural cooling system overcomes Singapore's humidity

1. 玻璃墙将一楼的其他空间与室外泳池和庭院中央的风中花语花园分隔开来
2. 打开两侧的玻璃隔断，一楼空间立即变成一个独立的大型区域，囊括休息室、饭厅和泳池边于一身
3. 对空间中尽量减少墙体的设置，这种手法为住宅内部不同区域之间的空气对流提供了理想环境，一个天然的冷却系统能够轻松战胜新加坡的湿热天气

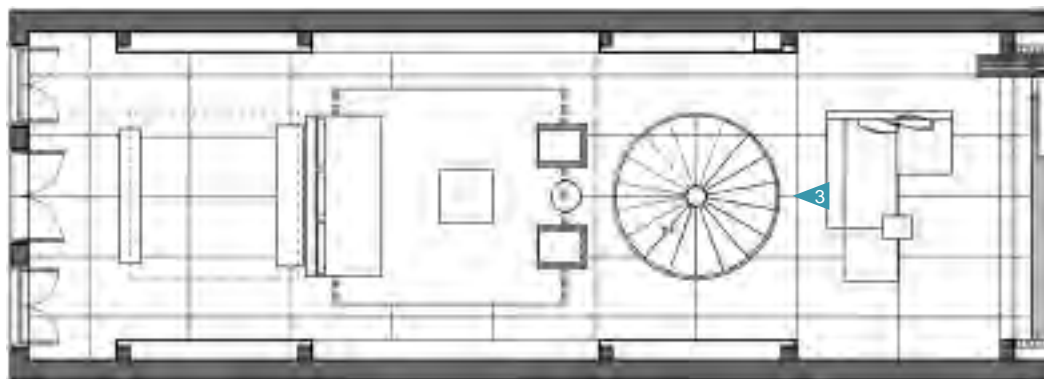


2



3

Entrance+Living Plan
入口+客厅平面图






Dining Plan
餐厅平面图

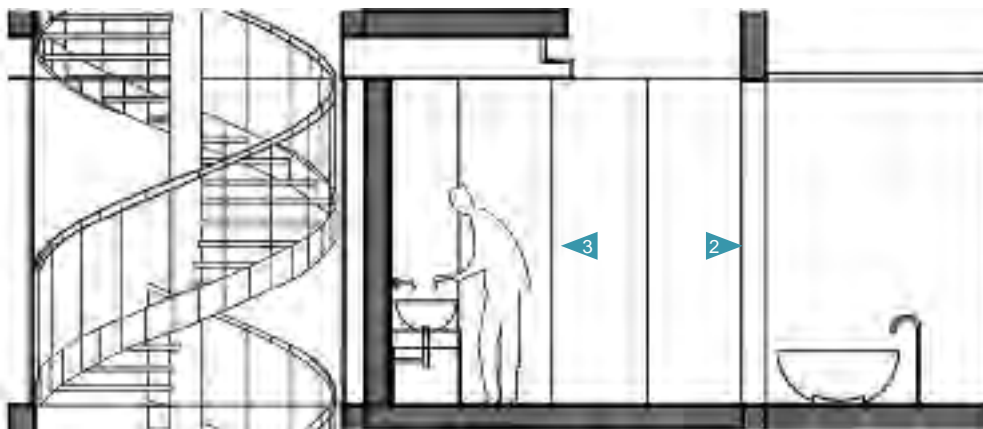
1. The kitchen was finished in a seamless aluminium cladding, adding a touch of refinement

1. 厨房覆以无缝铝包层，为空间增添精致之感



2

3



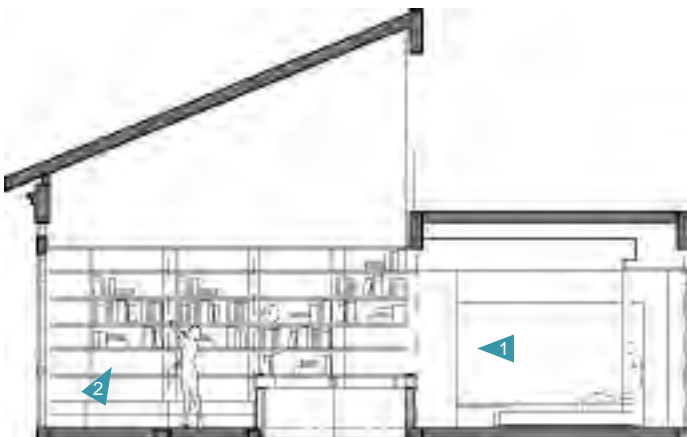
2. The master bedroom on the second floor also has an ensuite bathroom – a glazed box that protrudes out and over the pool area

3. This modern intervention plays with conventional ideas of space, and is a refreshing feature of the house

2. 二楼上的主卧还配备了一个浴室套房，这个玻璃盒子状的套房悬垂于泳池之上向外伸展

3. 这种现代的干预措施与传统的空间理念完美契合，使空间给人耳目一新之感

Bathroom Section 卫生间剖面图



1. The plan of the master bedroom space is true to the axial layout of the house, and symmetrical bookshelves line the walls that lead to the study area
2. To overcome the constraint of maintaining the height of the second floor a new mezzanine space was created to accommodate an additional guest bedroom in the attic space
3. A home automation system controls the lighting on the main building, creating a variety of moods and settings, with special care to minimise energy. Another unique feature of the master bedroom is the viewing well in the middle of the room that provides a window of sorts to the second floor

1. 主卧空间的平面规划遵循了空间的轴向布局，对称的书架沿墙壁而设，将人们的视线引领到书房
2. 为了克服维护二楼高层空间所带来的限制，设计师精心打造了一个新夹层空间以便在阁楼空间中添加一个客卧
3. 一个家庭自动化系统控制主建筑的照明设备，特殊的节能设计，为空间增添了无限情调和背景气氛。主卧的另一个独特功能是房间中央的完美视角，不同的窗口面向二楼空间而设

Second Floor Section 二层剖面图

7 Virtual space 虚拟的空间



Being the most enchanting one among all types of interior space, the virtuality of the home space creates a spatial environment that meets the functional and aesthetic requirements through its own substantive characteristics and moreover produces an artistic conception. Rather than being restricted to the elements that depend on the interfacial enclosure, this spatial type divides the space by the formal and structural implications and men's visual imagination. The most remarkable characteristics can be concluded as follows: dividing the space symbolically so as to form the visual transparency as well as maintain to the limit the blending and continuous spatial attribute; boasting the flowing and instructive features of the linear space; generating the visual imagination by means of building structure and decorative elements. The virtuality of the interior space deduces various kinds of space on the basis of the elements such as interior structures, materials, interfaces and modellings.

In this case, the designer creates the Zen style spatial ambience through the abstract technique of spatial modelling and the concise colour matching. Just as the designer says, this is a place where you can meditate and fantasise earnestly.

家居空间的虚拟性是所有室内空间类型中最具魅力的，它通过自身的本质特征来营造符合功能与审美要求的空间环境，并创造出一种意境。这种空间类型的特点包括不依靠界面的围合作为限定的要素，而是依靠界面或陈设品的形体暗示以及人们的视觉联想来划分空间，其最大的特点是象征性的分隔空间，造成视野上的通透性并保持着最大限度的交融与连续的空间属性；具有流动感的、引导性质的线型空间特点；借助建筑构建以及装饰元素产生视觉的联想等。室内空间的虚拟性依据空间内部的结构、材料、界面、造型等因素演绎出丰富多样的空间形式。

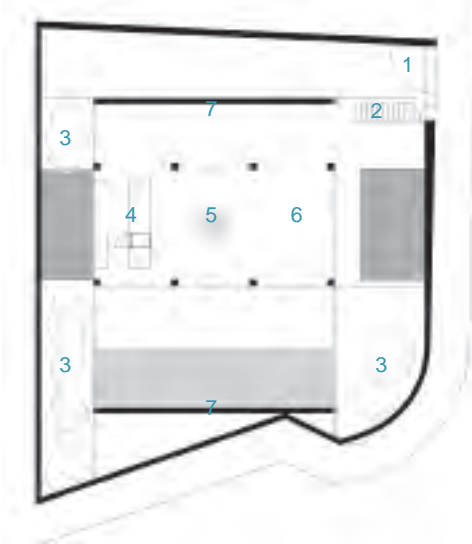
在本案例当中，设计师运用抽象的空间造型手法以及简练的色彩搭配创造出了禅境的空间氛围，正如设计师本人所说，这是一个可以认真思考和梦想的地方。

Project name: Moliner House **Completion date:** 2008 **Location:** Zaragoza, Spain **Designer:** Alberto Campo Baeza **Photographer:** Javier Callejas **Area:** 216 sqm

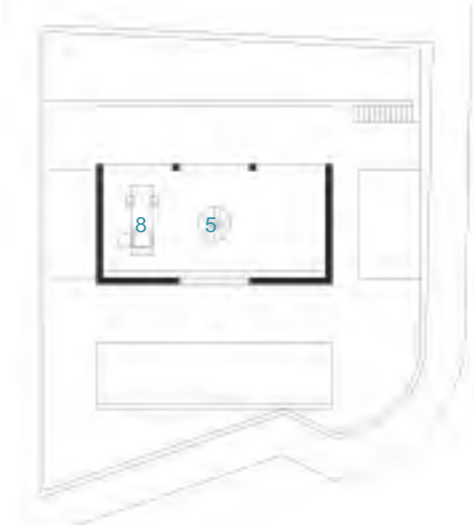
项目名称：莫林内尔住宅 竣工日期：2008年 地点：西班牙，萨拉戈萨 设计师：阿尔贝托·坎波·巴埃萨 摄影师：哈维尔·卡列哈斯 面积：216平方米



B1 Plan 地下室平面图



First Floor Plan 一层平面图



Second Floor Plan 二层平面图

- | | | | |
|------------------|-------------|---------|--------|
| 1. Entrance | 6. Living | 1. 入口 | 6. 客厅 |
| 2. Stairs | 7. Walls | 2. 楼梯 | 7. 墙体 |
| 3. Garden | 8. Sanctum | 3. 花园 | 8. 密室 |
| 4. Dining | 9. Cabin | 4. 饭厅 | 9. 小屋 |
| 5. Atrium stairs | 10. Bedroom | 5. 中庭楼梯 | 10. 卧室 |





First Floor Plan 一层平面图



1. Architects raised high walls to create a box open to the sky, like a nude, metaphysical garden with concrete walls and floor. To create an interior world, the designers dug into the ground to plant leafy trees

2. For living, the garden with southern light-sunlight. A space that is all garden, with transparent walls that bring together inside and outside

3. The garden is enclosed by concrete walls, an antiseptic interior that ventures into the outdoors blurring the line between the two. Light from the north pours through the glazed walls in the interior cube, reflecting from the white concrete floors and bouncing on the "galeria white" walls

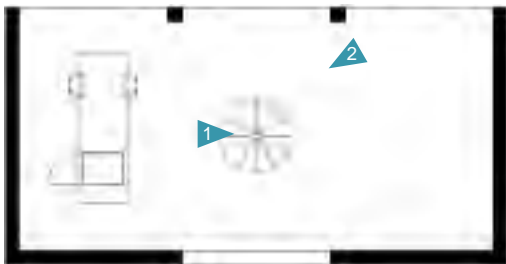
1. 建筑师将墙体升高，创建了一个面向天空开放的盒子状结构，犹如一个拥有混凝土墙壁和地面的毫无修饰的超自然花园。为营造一个内部世界，设计师在地面上种植了枝繁叶茂的树木，使这里绿树成荫

2. 就客厅的角度来说，花园的南端进行充足的采光。整个空间仿佛是一个花园整体，通透的墙体成功淡化了室内外空间的界线


3. 花园由混凝土墙壁进行围合，整洁的室内设计与室外环境完美融合，真正实现了内外空间界线的淡化。来自北部的光线投射到室内玻璃墙壁之上，将在白色混凝土地面上的反光折射到“白色画廊”墙壁之上



1



Second Floor Plan 二层平面图



2

1. The library: a place for dreaming. Dazzling whiteness and translucent glass walls reflect light in all its manifestations. Does the space feel too abstract? Some people like to live with a precise number of elements and a lot of emotions. Could it be that simple geometry should follow a passionate way of being?

2. For dreaming, the designers created a cloud at the highest point. A library constructed with high walls of light diffused through large translucent glass. With northern light for reading and writing, thinking and feeling

1. 藏书室：这是一个梦想的地方。炫目的白色和半透明的玻璃墙面反射出各种形式的光。是否感觉这个空间太过抽象呢？有些人喜欢居住的环境中拥有几种特定的元素，空间所蕴含的情感丰富。那么，简单的几何图形是否应该遵循这样的情感理念设计原则呢？

2. 就梦想而言，设计师在空间的至高点设计了一朵白云。藏书室由高墙进行围合，大型半透明玻璃成功将自然光线引入室内。来自空间北部的光线时刻确保室内的读者能够在阅读、书写、思考和体验的同时沐浴在阳光下

8 The form of space 空间的形态



The form of the home space mainly refers to space and the scale and the proportion of the enclosure interface. People always use the habitual or familiar scale concept to measure the size of interior space, so different scales and proportion will produce various visual results. In addition, the scale and the proportion of enclosure interface also obviously affect people's feeling, for the reason that even though people are walking in the interior space, their visual experiences are mainly from the enclosed interface. Under the premise of meeting the spatial scale and proportion, the enclosure interface design also needs to take account of the area, line, length and width, material and other factors so as to provide a comfortable and attractive interior environment.

In this case, the overall space is transformed by opening up two apartments. The designer aims to

create a luxurious space, and make the layout full of diversity. In this space, the collocation of the classical and modern elements helps completely conveying the designer's idea.

家居空间的形态主要针对空间以及围合界面的尺度与比例。人们总是以自身习惯或熟悉的尺度概念去衡量室内空间的大小，因此不同的尺度和比例会产生不同的室内空间效果。另外，围合界面的尺度与比例对人的空间感受影响也十分明显，人们虽然行走于室内的空间当中，但是视觉的感受却主要来自于围合的界面。在满足空间尺度与比例的前提下，围合界面的设计往往需要考虑面积、线型、长宽、材质等因素，为人们提供一种舒适而美观的室内环境。

在本案例当中，整体空间是由两座公寓打通后改造而成的，设计师的意图是想创造出一个奢华的空间的氛围，同时在平面的布局上又具多样性。在空间中，古典与现代元素的搭配帮助设计师传达出了这种意愿。

Project name: Bond Street Loft **Completion date:** 2010 **Location:** New York, USA **Designer:** NEMA Workshop **Photographer:** David Joseph **Area:** 288 sqm

项目名称：邦德街阁楼 竣工日期：2010年 地点：美国，纽约 设计师：NEMA设计工作室 摄影师：大卫·约瑟夫 面积：288平方米



- | | |
|----------------|-------|
| 1. Living room | 1. 客厅 |
| 2. Dining area | 2. 餐厅 |
| 3. Kitchen | 3. 厨房 |
| 4. Bedroom | 4. 卧室 |
| 5. Bathroom | 5. 浴室 |

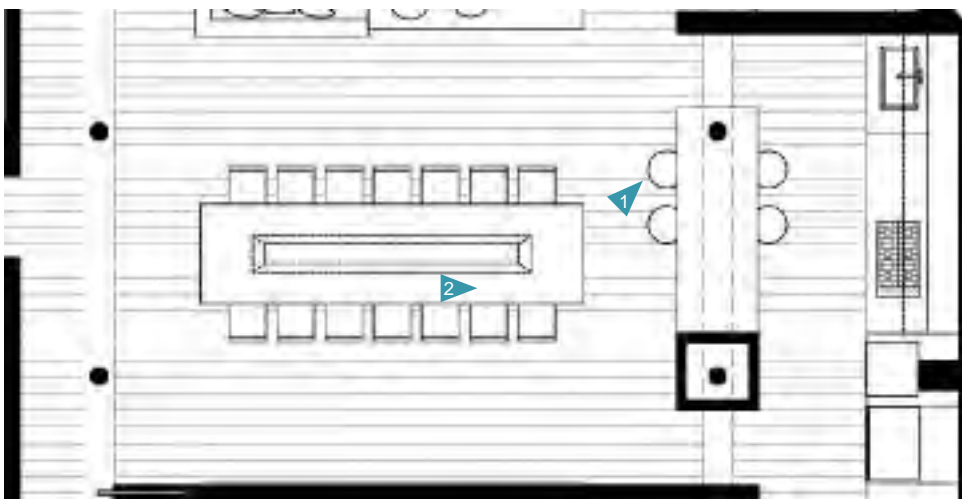

Master Plan 总平面图



Living Room Plan 客厅平面图

1. The 3,400 square feet loft space joins two apartments in a historical building with an open floor plan which is both seamless and spacious. The concept was to create an environment which was luxurious in materials yet informal in layout
2. The exhibits create a supremely comfortable environment infused with an atmosphere of effortless cool
3. The main living space contains the kitchen, the dining area, the living space and the library. The areas are distinct but they bleed together seamlessly in the open floor plan

1. 这个占地约为316平方米的住宅空间将一个历史建筑中的两个公寓利用一个开放式平面规划衔接起来。该理念旨在构建一个用料奢华的空间，同时确保布局的自由化
2. 空间的陈列营造了一个温馨、舒适的氛围，端庄而不乏特色
3. 主客厅中包括厨房、饭厅、生活空间以及藏书室。这些空间各具特色，同时又根据开放的平面规划完美地结合在一起



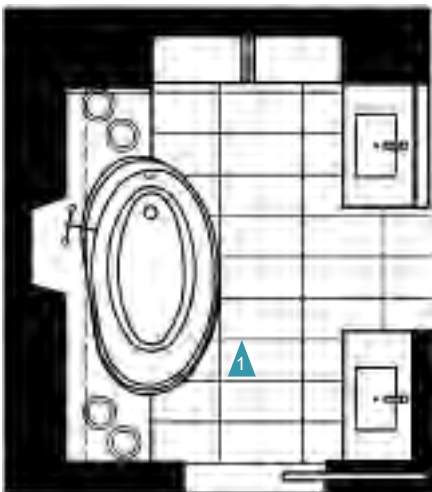
1. The project combines traditional architectural elements, such as the pillars, with modern elements, which gives people the feeling of time travel

2. Dining area

1. 该项目将台柱这样的传统建筑元素与现代的元素相结合，为人们营造一种时空穿梭的感觉

2. 餐厅

Dining Area+Kitchen Plan 餐厅+厨房平面图



Master Bathroom Plan 主卫生间平面图

- 1. Master bathroom
- 2. Guest bathroom

- 1. 主卫生间
- 2. 客卫生间

9 Space design and detailed structure 空间设计与细部构造



The design of the home interior space mainly refers to the interfaces of space and enclosure which mostly constitute human's visual impression. While it is the detailed structure that could present the quality of space and link human with the interior space together, providing visual basis for people to better experience the atmosphere of space. The detailed structure contains original structure components and many decorative elements, among which materials, craftship and scale as well as proportion of the interface have great influence on conveying the theme of the overall space.

In this case, the fine wood furniture and laser-cut Moroccan style bronze stair railing as well as other detail elements inject the room a sense of elegance and texture.

家居的室内设计主要针对空间与围合的界面，它们是构成人们视觉印象的主体，而真正能够传达出空间品质特点的是室内的细部构造，它将人与室内空间很好的连接起来，为人们更好的体验空间的氛围提供直观的依据。室内的细部与构造包含建筑原有的构件以及装饰的众多元素，其中细部构造的界面材质与工艺、尺度与比例对传达整体空间的概念主题影响深远。

在本案例当中，设计师选取的细木家具以及用激光切割的参考摩洛哥文化的青铜楼梯扶手图案等细部元素，表达出一种优雅而富有质感的室内风格特征。

Project name: Murray Hill Townhouse **Completion date:** 2009 **Location:** New York City, USA **Designer:** SPG Architects **Photographer:** Daniel Levin **Area:** 700 sqm

项目名称：美利山联排别墅 竣工日期：2009年 地点：美国，纽约市 设计师：SPG建筑师事务所 摄影师：丹尼尔·列文 面积：700平方米



First Floor Plan 一层平面图

- | | |
|---------------------|----------|
| 1. Entry | 1. 入口 |
| 2. Living/dining | 2. 客厅/餐厅 |
| 3. Kitchen | 3. 厨房 |
| 4. Media room | 4. 媒体室 |
| 5. Mechanical | 5. 操作室 |
| 6. Bathroom | 6. 浴室 |
| 7. Garage | 7. 车库 |
| 8. Master bedroom | 8. 主卧 |
| 9. Dressing room | 9. 更衣室 |
| 10. Master bathroom | 10. 主浴室 |
| E = Elevator | E = 电梯 |





Second Floor Plan 二层平面图

- | | |
|-----------------------|------------|
| 1. Entry | 1. 入口 |
| 2. Living/dining | 2. 客厅/餐厅 |
| 3. Kitchen | 3. 厨房 |
| 4. Master bedroom | 4. 主卧 |
| 5. Billiards room | 5. 台球室 |
| 6. Study terrace | 6. 书房露台 |
| 7. Bathroom | 7. 浴室 |
| 8. Sunroom | 8. 日光浴室 |
| 9. Bathrm/sauna | 9. 浴室/桑拿浴室 |
| 10. Penthouse terrace | 10. 阁楼露台 |
| 11. Hot tub | 11. 热水浴缸 |



Section Plan 剖面图





Dining+Living+Kitchen Plan
餐厅+客厅+厨房平面图



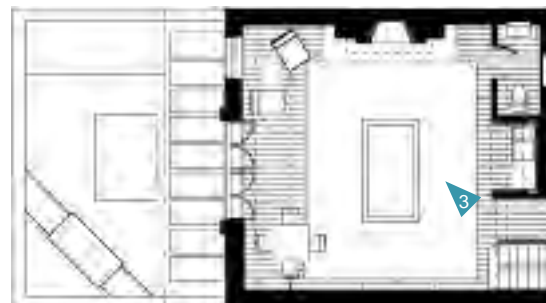
1. Both the space and the furnishings are commodious and clean-lined with a palette of browns, blues and golds that compliment the architecture
2. The living area, as well as the entire house, is comfortable yet luxuriously modern. The walnut panelling on the wall serves many purposes. It provides a focal point for the large double-height living space and defines the dining area
3. With just enough accessories and incidentals to reference the Moroccan sensibility of the architectural details
4. The kitchen cabinetry with wooden screen tracery on the upper cabinets, decorative lighting

1. 宽敞的空间和舒适的陈设以棕色、蓝色和金色为主要色调，与整个建筑相得益彰
2. 生活区，实际上是整个住宅，其风格是舒适和奢华的现代感。墙面上的胡桃木板材扮演多层角色。它为此这个宽敞的双倍高客厅空间打造了一个焦点，并对就餐区域进行了完美界定
3. 大量的配件和附属品设计以建筑细部的摩洛哥风格为参考
4. 厨房的细木家具与上方壁橱的木质窗饰一同装点着灯具




1. After taking the premises back to base building structure, a new open steel staircase became the chief unifying organising element for movement and visual focus. The floor lighting provides a clear path from the entry into the living area while highlighting the colour and texture of the wood-panelled walls
2. Most particularly the screen at the stair, which satisfies railing code requirements while adding a reach pattern that references traditional Moroccan tile mosaics but that are reinterpreted in a laser-cut metal screen with a bronze finish. The stair lighting is concealed at the stair stringer to create a glow that parallels the path of the treads and risers
3. The fireplace massing is original to the house, but the finishes were designed to completely transform this feature

1. 设计保留了原有建筑的结构，而令一个崭新的钢结构楼梯成为一个主要的整合结构元素，扮演空间流通和塑造视觉焦点的角色。地板上的照明设备提供了一个通向生活区的清晰路线，并突出了木板墙的色彩和纹理
2. 楼梯处的遮屏，在满足规范要求的同时，为空间增添一种独特的图案之美，该图案的设计参考了传统的摩洛哥瓷砖镶嵌图案，同时又利用一个带有青铜表面的激光切割金属屏幕进行另一种诠释。楼梯处的照明设备隐藏在楼梯纵梁之中，打造了一个平行于台阶的“灯光小径”
3. 壁炉的概念设计是该空间的创新特色，而表面材料的设计却对这一特色进行完全地转变



Billiards Room Plan
台球室平面图



Master Bedroom+Dressing Room+Master Bathroom Plan
主卧 + 更衣室 + 主浴室平面图

1. While the house is largely detailed in a minimal and modernist manner, the client requested a house that also references the Moroccan aesthetic that he is especially fond of

2. Designers designed moments throughout the space that use both traditional and re-interpreted Moroccan motifs, including the custom stone mosaics at the fireplaces

3. The simple shape of wall and top reflects the characteristics of the overall space's detailed structure

4. The custom design includes special attention to lighting

1. 该住宅的细节设计侧重简约、现代的风格，客户要求该空间能够完美彰显出其热衷的摩洛哥式美感

2. 设计师在整个空间中运用传统以及重新诠释的摩洛哥图案，其中包括壁炉中运用的特质石材马赛克镶嵌图案

3. 简洁的墙面与顶面造型反映了整体空间细部构造的特点

4. 特殊定制的设计包括照明设备的精心打造



10 Reconstruction of space 空间的重构



The reconstruction design of the home interior space refers to re-division of the space on the basis of original interior space and thus creates more convenient environment for people. It could give a comprehensive arrangement of the space's closure, anti-interference, privacy and people's requirements for the sight, sound, humidity and others.

In this case, the designers have introduced an integrated fixture that contains a kitchen, washing room and locker room into the interior space, and set it to the centre place, and given full consideration to the requirements of openness and privacy, function and streamline.

家居空间的重构在原有室内空间的基础上，重新划分出更方便人们生活的空间环境，它对空间中的封闭性、抗干扰性、私密性以及人们对视线、声音、湿度等要求做统筹安排。

在本案例当中，设计师将一个包含厨房、洗漱室以及更衣室的综合装置引入室内空间，并将其设置为平面的中心，并充分考虑到了公共与私密、功能与流线的的需求。

Project name: Loft Kullmann **Completion date:** 2010 **Location:** Hamburg, Germany **Designer:** GRAFT Gesellschaft von Architekten GmbH **Photographer:** GRAFT **Area:** 120 sqm

项目名称：克鲁曼阁楼 竣工日期：2010年 地点：德国，汉堡 设计师：格拉福特建筑协会有限公司 摄影师：格拉福特建筑协会有限公司 面积：120平方米



Master Plan 总平面图

- | | |
|-----------------|--------|
| 1. Kitchen | 1. 厨房 |
| 2. Bedroom | 2. 卧室 |
| 3. Washroom | 3. 洗手间 |
| 4. Living space | 4. 起居室 |
| 5. Dining hall | 5. 餐厅 |



Section Plan 剖面图



Panoramic Drawing 全景透视图



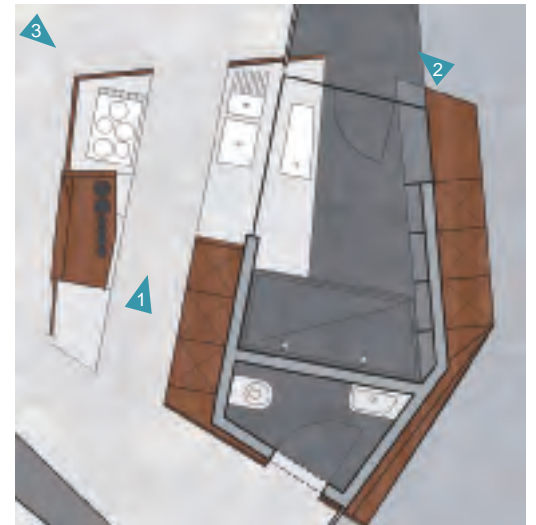
Washroom+Bedroom Plan
洗手间+卧室平面图



1. As with all renovations the existing building services and structure had to be incorporated in the overall design. This was achieved through the use of a free-standing walnut unit which functions as the heart of the apartment
2. This unit incorporates the kitchen, bathroom, and dresser, taking advantage of the proximity to the building services. Pieces are removed from the unit to allow natural light to penetrate deep within the loft
3. Flexibility in design was achieved through the use of ceiling-high, room-dividing sliding walls, allowing for multiple configurations of public and private space within the loft. The sliding walls, when retracted, are completely concealed within the service walls

1. 作为一个翻新建筑项目，设计师将原有的建筑设备和结构结合到整个设计之中。坐落在公寓中央的一个独立胡桃木单元使这一理念得以完美实施
2. 这一单元将厨房、浴室和更衣室结合在一起，巧妙利用了建筑设备的临近原则。单元中的部分配件经移除后，室外的自然光线能够直达空间的深处
3. 高耸的天花板，房间分隔推拉式墙壁在彰显设计灵活性的同时，为室内提供了多样化的公共配置空间和私人空间。推拉式墙壁在缩起的同时，完美地隐藏于设备墙体之中

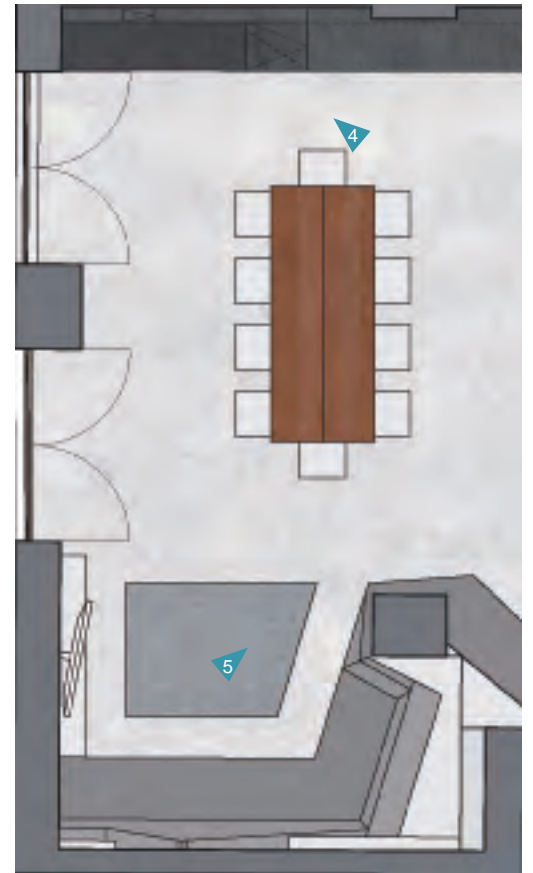





Kitchen+Washroom Plan
厨房+洗手间平面图

1. Materials like stone and wood bring warmth to the modern design
2. The centrepiece of the apartment is the wooden kitchen which is also half bathroom
3. Reportedly costing \$200,000, the loft makes wonderful use of space with a freestanding centralised wood veneer kitchen
4. The space is thoughtfully designed to accommodate media and work needs as well as living and lounging needs
5. The place is a display of dramatic furniture and unexpected angles, a wonderful approach to contemporary design
6. The corner of washroom
7. Flanking the walnut core, are the service walls contrasted in white. These walls house the rest of the functional elements of the space

1. 石材和木料等材料为现代风格设计带来了温馨之感
2. 公寓的核心特色是一个木质的厨房，同时也扮演着一半盥洗室的角色
3. 该阁楼耗资200,000美元，充分利用了一个独立的中央胶合板厨房空间
4. 该空间的精心设计能够满足媒体和工作的需求以及符合家庭生活和休闲的需要
5. 该空间中的家具陈设风格独特、别具匠心，给人以耳目一新之感，设计手法现代、时尚
6. 盥洗室的一角
7. 位于胡桃木核心两侧的是设备墙，白色的基调与胡桃木形成鲜明的对比。这些墙体为空间的其他功能元素提供了放置空间



Living Space+Dining Hall Plan
起居室+餐厅平面图



11 The transition of space 空间的过渡



The transition of the home space presents some definite fluidity. There may be varied constituent conditions with the different sizes, materials and shapes of the interfaces. There are also no defined spatial boundaries, as these enclosed interfaces are made up of elements such as the barrier top partition wall, screen and furniture at a bigger height.

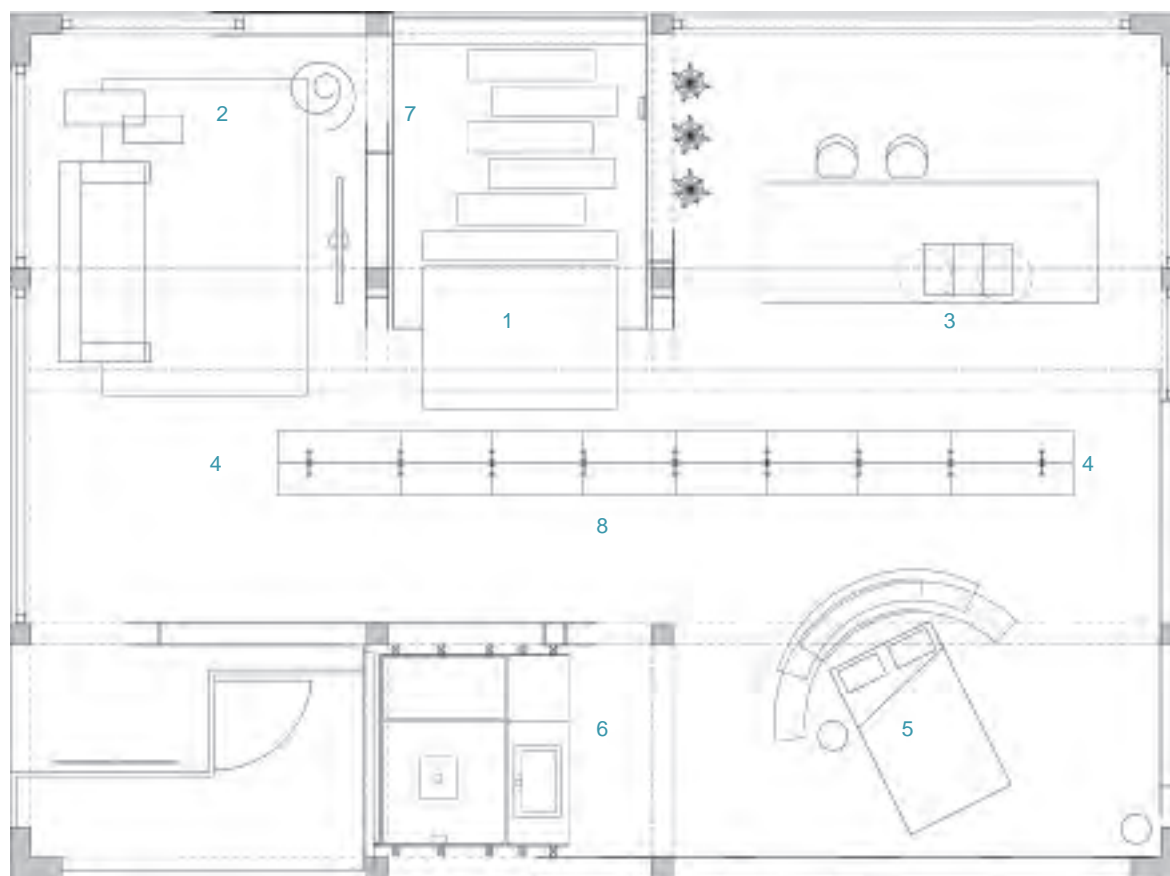
In this case, the designer chooses the shelf as the separator between different interfaces, which divides the whole interior space into different areas including the entrance and the kitchen. The floating spatial effect makes the limited space more dynamic.

家居空间的过渡具有一定的流动性，其构成的状态由界面的大小、材质、形态的不同而不同，其空间的界限不明确。这些围合的界面包括不通顶的隔墙、屏风以及较高的家具等组成。

在本案例当中，设计师选择了搁板作为空间中的界面分隔物，其分隔的空间包含了入口空间与厨房空间，流动的空间效果使有限的空间环境变得更加活跃。

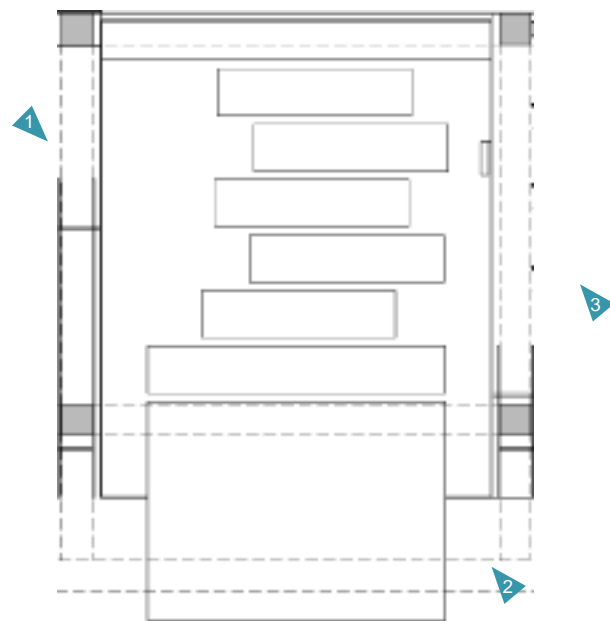
Project name: Apartment Formica **Completion date:** 2010 **Location:** Madrid, Spain **Designer:** Héctor Ruiz-Velázquez March **Photographer:** Pedro Martinez **Area:** 70 sqm

项目名称：富美家公寓 竣工日期：2010年 地点：西班牙，马德里 设计师：鲁尔兹，委拉斯开兹·马奇 摄影师：佩德罗·马丁内兹 面积：70平方米



1. Entrance
 2. Living room
 3. Kitchen
 4. Shelves
 5. Bedroom
 6. Bathroom
 7. Closet
 8. Corridor
1. 入口
 2. 客厅
 3. 厨房
 4. 书架
 5. 卧室
 6. 浴室
 7. 壁橱
 8. 走廊

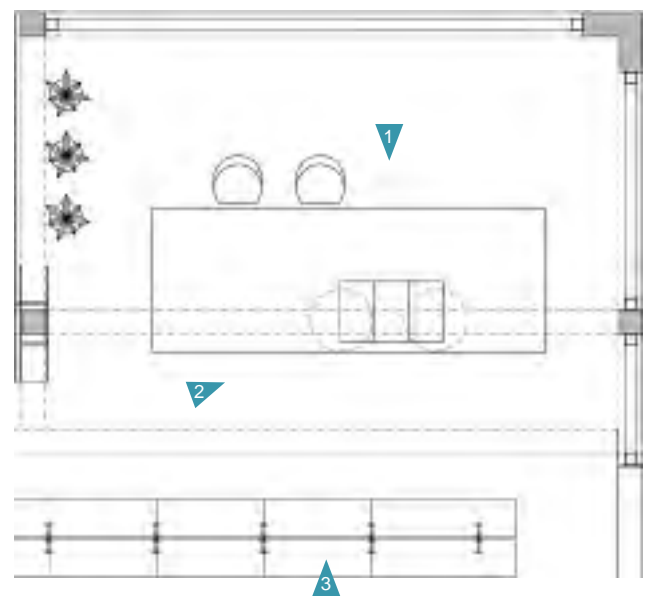
Master Plan 总平面图



Entrance Plan 入口平面图

1. The vertical partition wall of the entrance hall also works as television background of the living room
2. The enclosing manner of the entrance space naturally separates this functional area from the whole space
3. The dividing form of the entrance foyer makes the layout of the space more natural and continuous

1. 入口门厅的竖向隔墙同时充当了起居室的电视背景
2. 入口空间的围合方式很自然的将这一功能区域从整体的空间中划分出来
3. 入口门厅的分隔形式，使室内的空间格局更加流畅



Kitchen Plan 厨房平面图

1. As the heart of this spatial concept, the kitchen acts as the core to all other points in the house

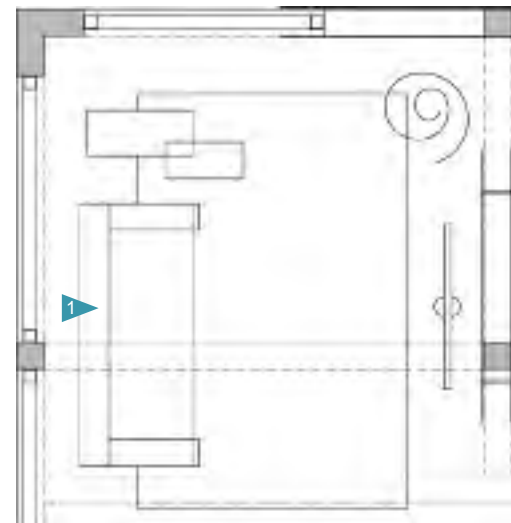
2. The island, the epicentre of the space, is both a table and a bar, a place to grab a quick bite, or to share, to work alone or to gather around

3. The kitchen intertwines all the other spaces and functions of the home, unifying the other areas around it. It is also a living kitchen which grows in relation to the specific needs of the moment, without affecting the overall structure or shape. It grows in height with greater storage options, or in width for a greater workspace use, depending on the users' current livability needs. New esthetic features are added to the traditional kitchen to make this central space versatile. The goal is to unite food and culture, moving away from the typical concealment of kitchen items and developing a contrary concept, one of display. Through a network of shelves, the kitchen becomes a bookshelf, a partition, a pantry... taking on a sculpture-like visibility that begs to be seen


1. 作为该空间理念的中心，厨房在整个空间中扮演了核心的角色

2. 孤岛 - 空间的中央是一个餐桌和吧台，既可以作为就餐之用，又可以一个人或几个人聊天提供空间

3. 厨房与其他所有的空间交织在一起，犹如一个家庭，将其周围的所有区域进行联合。这一充满活力的厨房在不影响整体的结构和外观的条件下行使了其自身的职能。厨房根据用户当前宜居的需要，高度和宽度能够自由调节，调高和调宽之后将能够提供一个更大的储存空间和更大的工作使用空间。新美学装置的介入为这个传统的厨房增添了无限情趣，使这一中央空间更为灵活。设计的目标是将食物与文化相结合，摆脱典型的隐形厨房用品的设置概念，开发一个相反的理念，将这些用品完美展现在人们面前。若干搁架的设置使整个厨房变成了一个书架、一个隔断或者是一个餐具室——犹如一个鲜明的雕塑在空间中散发着熠熠光辉



Living Room Plan 客厅平面图



1. The simplicity of the unifying concept achieved in this space makes this project an innovative and unique example of modern architecture, a perfect combination

2. Its stone-like appearance used on horizontal planes of only 12mm is vividly contrasted with the bright yellow of the vertical surfaces, a combination of classic and modern, where the same material, the compact Top, takes on a completely different look because of how its use was carefully chosen

3. The fluid dividing manner makes the washroom more flexible

4. 80 square metres surrounding a nerve centre of activities and enjoyment for the home's residents. The shelf design allows you to put small kitchen items, such as spice racks, all the way up to large appliances anywhere. This means that the personality of the space depends entirely on personal taste. By placing the desired objects for all to see, completely different and personalised kitchens are created. The treatment given to this central space plays with fullness and emptiness, allowing light and air to play a leading role in the scene. It floats from a central volume, defying the laws of gravity and the concept of bases and structures, freeing the floor from all the bulk we are used to, that rather contaminates our spatial vision

1. 简约的整合理念使该项目分外新颖、独特，可堪称为现代建筑的一个典型范例。各部分结合得恰到好处

2. 仅仅12毫米厚的水平地面上采用仿石材外观，与亮黄色的垂直表面形成鲜明、生动的对比，并彰显了古典和现代风格的完美结合；而采用同样材质的小巧台面则由于使用方法的不同而呈现一个完全别样的外观

3. 流动的分隔方式使卫生间的空间形式更加灵活

4. 80平方米的活动和娱乐空间环绕整个住宅。搁架的设计方便一些小型厨房用品的摆放，例如调味盒等，大型用具可随意安放。这意味着空间的独特性完全根据个人的品位而定。在将所有的需求用品呈现在人们面前之前，需要打造完全独特、个性的厨房。该核心空间的处理方式完美地演绎了丰满和空虚的理念，让光线和空气在整个场景中扮演主要的角色。它从一个中央体量中悬浮出来，抵抗来自地面的重力，打破基础和结构的概念，赋予地面以新的内涵，令空间的视觉效果更加透彻



12 The intention of space 空间的意向



The intentionality of the home space can be reflected by the virtuality and ambiguity of the space division which can be carried out in flexible ways that endow people's imagination and perception by the integration of the long, medium and close shots. In this way, the spatial form can enjoy abundant levels and strong fluidity. The approach of segmentation that forms the space image includes the railings, shelves, pergolas, the hollow partition walls, furniture, plants, water and lights.

In this case, the designer chooses the glass partition and the French sliding door as the main segmentation approaches of the linear space, while the introduction of the courtyard view makes the whole space more diversified.

家居空间的意向性体现为空间分割的虚拟性和模糊性，分割的方式灵活，通过对远景、中景、近景的整合来联想和感知，这种分割方式下的空间形式具有层次丰富、流动性强的特点。形成空间意向的分割手法包括栏杆、搁板、花架、玻璃、镂空隔断以及家具、植物、水体、光线等。

在本案例当中，设计师选择了玻璃隔断以及落地推拉门作为线性空间的分割方式，同时庭院景观的引入使整体空间的形式更具多样性。

Project name: 31 Blair Road **Completion date:** 2009 **Location:** Singapore City, Singapore **Designer:** Ong&Ong Pte Ltd **Photographer:** Tim Nolan **Area:** 306 sqm

项目名称：布莱尔路31号住宅 竣工日期：2009年 地点：新加坡，新加坡城 设计师：Ong&Ong设计私人有限公司 摄影师：提姆·诺兰 面积：306平方米



Master Plan 总平面图

- | | |
|----------------|----------|
| 1. Entrance | 1. 入口 |
| 2. Kitchen | 2. 厨房 |
| 3. Dining | 3. 饭厅 |
| 4. Living room | 4. 客厅 |
| 5. Study room | 5. 书房 |
| 6. Family room | 6. 家庭活动室 |



Entrance+Kitchen Plan 入口+厨房平面图

1. Moving past the thick bamboo garden in front, one then has an unobstructed, continuous view through the building, breathing space into this long, narrow terrace plot. This spaciousness is amplified by a fixed furniture wall that runs throughout the entire length and height of the house, unifying all activities within each level
2. Inspiration was taken from the smallest details on the existing façade, such as the bamboo motifs, which was subtly employed throughout the project
3. Each area is further defined by the use of subtle cove lighting and recesses in the walls, creating a variety of atmospheres

1. 走过前方浓密的竹林花园，人们能够将整个建筑景观尽收眼底，品味这一狭长的梯田地形。沿空间横向和纵向贯穿的家具墙使空间每个楼层的活动得到统一，进而将空间进行扩大
2. 设计的灵感源自原有建筑理念上的微小细节，例如翠竹图案等，而这些图案也悄悄地贯穿整个项目的设计之中
3. 每个区域因微妙的壁灯和墙面上凹槽的运用而得到了进一步的界定，从而形成了一个富于变化的空间氛围



Living Room+Study Room+Family Room Plan 客厅+书房+家庭活动室平面图

1. The choice of natural materials does not draw attention away from the design's historic aspects, but instead serves to compliment them
2. Monochromatic tones were used throughout to emphasise the project's alignment with conservation efforts of the site

1. 天然材料的选择不仅没有干扰设计的历史角度的体现，相反却使这一角度大大强化
2. 贯穿整个空间的单色调旨在强调该项目对原址的保护



1. The beauty of the house is its neutral environment
2. The inventive response was to raise the ceiling to make additional space in the roof, creating a mezzanine space on the second floor
3. To resolve lighting issues, a jack roof was built to allow large amounts of light in, which formed a bright and breezy space

1. 该住宅之美在于其不温不火的中性环境
2. 别出心裁的设计方案将天花板抬高，巧妙地在屋顶增添一个额外空间，在二楼之上打造一个夹层空间
3. 为了解决照明问题，设计师特别构建了一个透光的顶面，便于空间的采光，同时形成一个明亮活泼的空间

13 To introduce new space 引入新空间



Sometimes, it is necessary to introduce new spaces into the creation of home space. This kind of approach redefines the original space by means of "Quadratic Definition" just as constructing a small room in a big space, by which the design can express its own wishful thinking while getting rid of all the original limits and constraints. The decorative approach is largely adopted in modern home design.

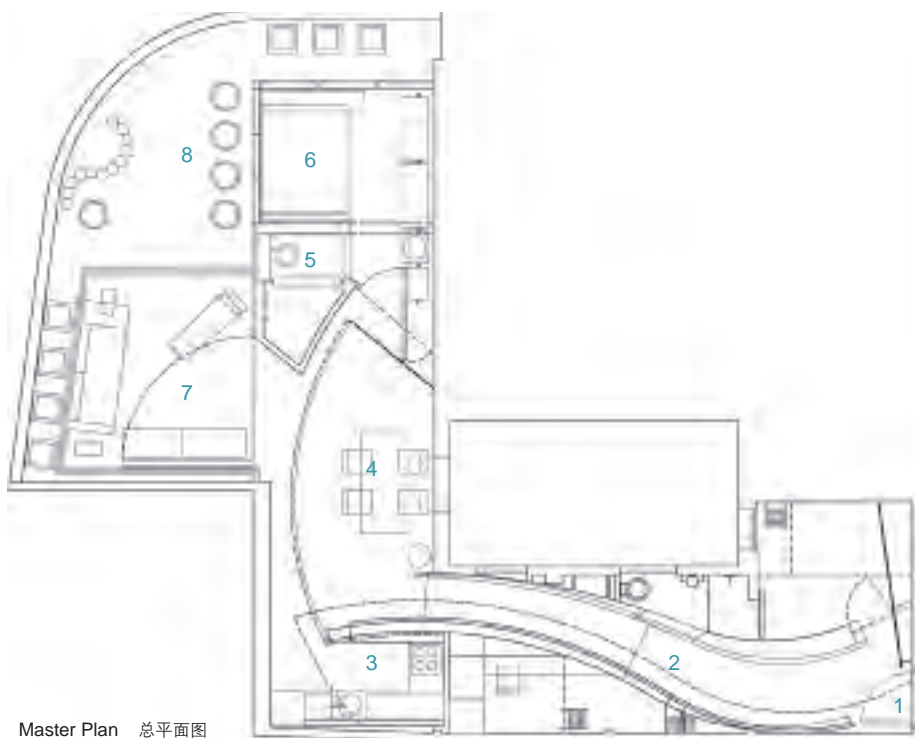
In this case, the designer introduces the style design of a streamline corridor into the original layout and then sets the bedrooms and the washing rooms on each side of the corridor and moreover there are directive round patterns on the floor of the corridor. The designer aims to create a vertical space with a sense of scale and depth while forming a melodic and canorous comparison.

家居空间的创造有时需要引入新的空间，这种手法以二次限定的方式对原有空间重新定义，比如在一个大的空间中建造一个小空间，通过这种方式，设计是可以尽可能的抛开原有的一切限定和束缚，淋漓尽致的展现自己的主观意愿。这种装饰手法在当代家居设计中被大量采用。

在本案例当中，设计师在原有平面布局的基础上引入了一条流线型走廊的造型设计，并在走廊两侧的空间中设置了卧室与洗漱室空间，并在走廊的地面上设计了具有引导性质的圆形图案，设计师想创造出具有尺度感和深度感的纵向空间，同时形成一种有旋律的音乐般的对比效果。

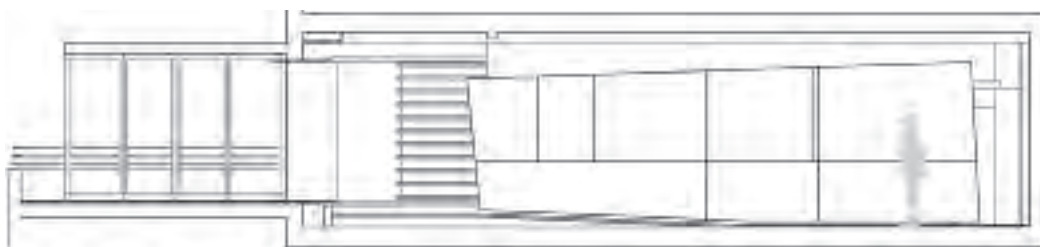
Project name: Ruiz-Maasburg Penthouse **Completion date:** 2009 **Location:** Madrid, Spain **Designer:** Héctor Ruiz-Velázquez **Photographer:** Pedro Martínez **Area:** 60 sqm

项目名称：鲁尔兹·马斯伯格阁楼 竣工日期：2009年 地点：西班牙，马德里 设计师：鲁尔兹，委拉斯开兹 摄影师：佩德罗·马丁内斯 面积：60平方米

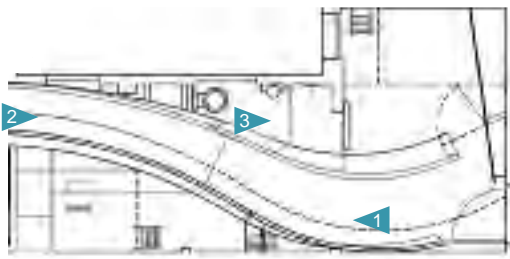



Master Plan 总平面图

- | | |
|----------------|-------|
| 1. Entrance | 1. 入口 |
| 2. Corridor | 2. 走廊 |
| 3. Kitchen | 3. 厨房 |
| 4. Dining room | 4. 餐厅 |
| 5. Bathroom | 5. 浴室 |
| 6. Bedroom | 6. 卧室 |
| 7. Living room | 7. 客厅 |
| 8. The balcony | 8. 阳台 |



Section Plan 剖面图



Entrance+Corridor Plan
入口+走廊平面图

1. A dynamic axis that emerges from the entrance leaves static spaces on both sides of the three-dimensional sinuous diagonal. Designer uses certain black points and surfaces in order to give scale and depth and thus create a complementary and melodic contrast

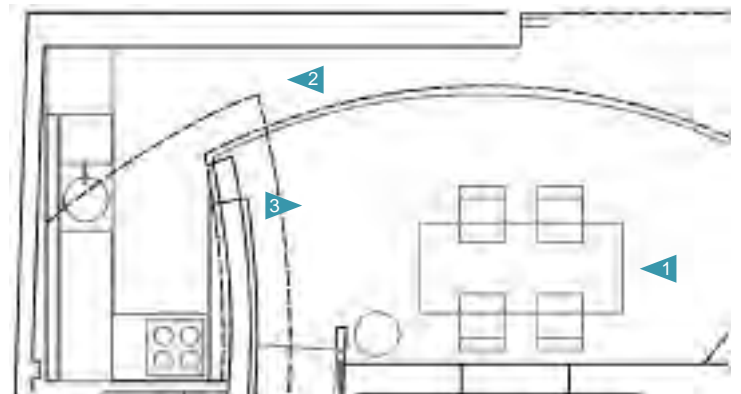

2. This hallway seems to defy gravity and logic and thus changes unexpectedly the perception of space according to the user and his movement through them. Thus it creates a completely fluent and dynamic space in a static surrounding

3. This tiny penthouse apartment in Madrid packs a punch - at just 60 square metres (about 650 square feet); the small space was designed to be super efficient and unique. It's especially interesting to see how architect made use of forced perspective and curves to make the space appear larger

1. 从入口处延伸出来的动态轴线与两侧迂回的对角线三维静态空间形成鲜明对比。设计师运用几个黑点和界面使空间产生比例和深度之感，从而打造一个互补和协调的对比效果

2. 这一门厅似乎无视重力和逻辑的存在，为穿梭在空间中的用户提供不同的空间感知体验。因而，这一区域在静态的环境下巧妙的形成了一个流畅、充满动感的地带

3. 这个位于马德里的小型顶层公寓虽然仅占地60平方米，却真正实现了高效和独特。其独特之处在于建筑师巧妙利用强制透视技术并创建曲线，从而使空间在视觉上更加宽敞



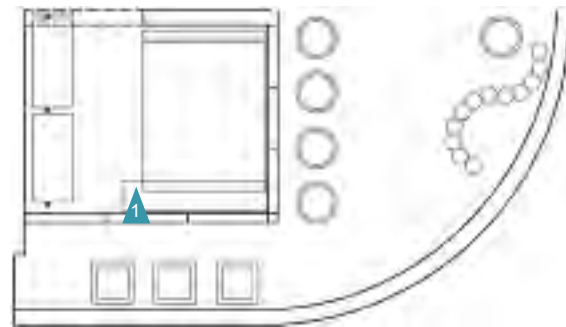
Dining+Kitchen Plan 餐厅+厨房平面图

1. Designer has transformed the attic space of an early 20th century building in Madrid, into a new living space with a variety of levels
2. The white colour and the lighting are further tools of design
3. The white colour and its multiple nuances of shadows created by light give a feeling of profundity and wideness

1. 设计师巧妙地将20世纪早期的马德里阁楼建筑转变为一个现代的层次化居住空间
2. 白色的色调与照明设备是设计的深层工具
3. 白色的色调与光线下的多重影像营造出深邃、开敞之感



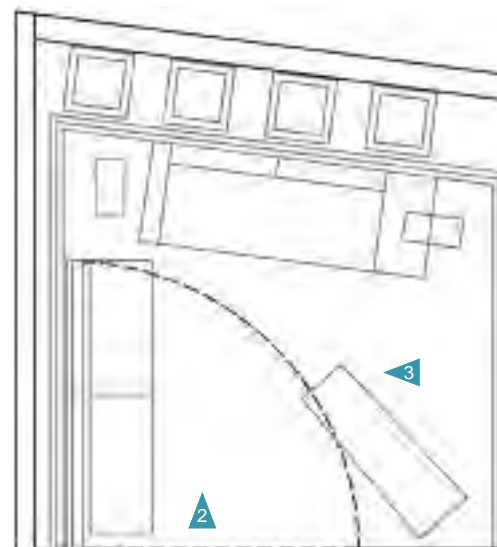
1



Bedroom Plan 卧室平面图



2



Living Room Plan 客厅平面图



3

1. If fit in all the functions in an insufficient surrounding, the space would have collapsed, occupied by all useless things, and would thus have given view to the bare dimensions of the hardly hidden functions. In this way designer has used basic theatre tricks like forced perspectives in order to achieve much wider spacial perceptions

2. The far-from-standard shapes and curves mimic the homeowner's flow and use of space and the additional 50 square metres of adjacent terrace space was integrated into the home to further maximise the sightlines and openness

3. In this attic of only 60 square metres inside and 50 square metres of terrace/patio in the centre of Madrid, designer tried to use every centimetre of space available, combining efficiency, spirit and sensibility by means of aesthetics and function

1. 如果要使一个缺乏周围环境的空间满足所有的空间功能要求, 被所有无用的东西占据, 将所有的功能区展露无遗, 那么这个空间注定不复存在。因此, 在该项目中, 设计师运用了基本的阶梯式讲堂理念, 如强制透视技术, 有效地改善了空间的感知程度

2. 非标准的外形和弧线模仿房主在空间的穿梭形态, 额外增加的50平方米相邻的阳台空间与家庭空间完美结合, 从而进一步延伸了视线和空间的开放性

3. 在这个只有60平方米的内部空间, 50平方米的阳台/露台的阁楼中, 设计师试图利用空间中所有可以利用的区域, 利用美学和功能学理念, 将效能与精神和情感相结合

14 The alternation of space 空间的穿插



The combination of the home space can be showcased in interactively embedded ways, which can integrate the advantages and characteristics of different spaces as well as cover the shortages.

In this case, the designer implants a floor of bedroom space in the original open space with a strong linear sense and uses the space under the bedroom as the living room. The colour scheme of all the materials and the explicit directivity of the lines coordinate and unite the different functional areas and spatial environments. The introduction of the new space makes the open and spacious interior space more abundant.

家居空间的组合有时以交错嵌入的方式呈现，这种空间形式能够结合不同空间的优势和特点并且还可以弥补不足。

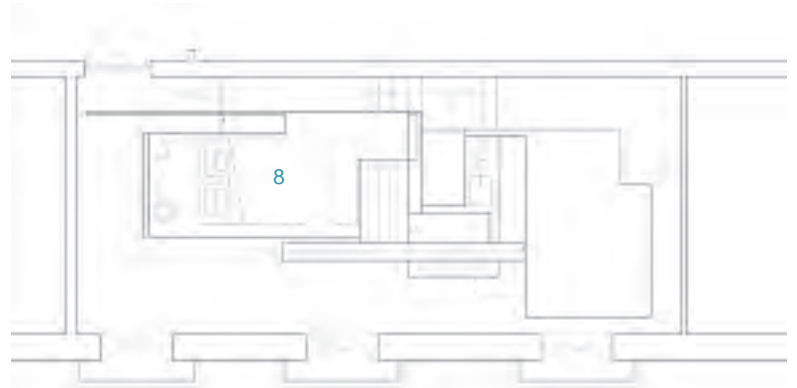
在本案例当中，设计师在原本线型感很强的开敞空间中嵌入了一层卧室空间，同时卧室的下方空间作为起居室使用。通过整体材料的色彩以及线条明确的指向性，将不同的功能区域以及不同的空间环境很好的协调统一起来，原本空旷的室内空间由于新空间的穿插而变得丰富。

Project name: Ceramic House **Completion date:** 2010 **Location:** Madrid, Spain **Designer:** Héctor Ruiz-Velázquez **Photographer:** Pedro Martinez **Area:** 54 sqm

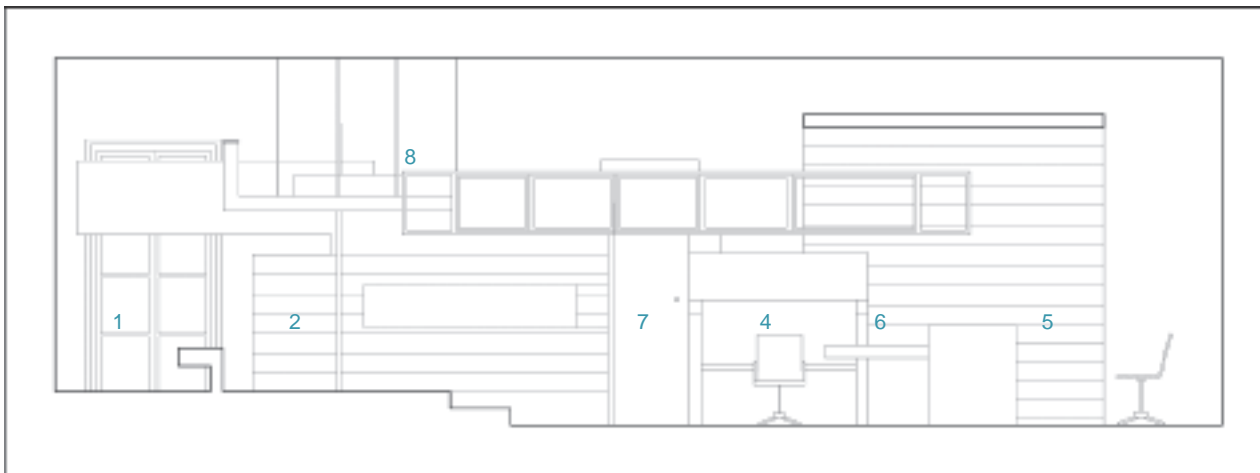
项目名称：陶瓷馆 竣工日期：2010年 地点：西班牙，马德里 设计师：鲁尔兹，委拉斯开兹 摄影师：佩德罗·马丁内兹 面积：54平方米



First Floor Plan 一层平面图




Second Floor Plan 二层平面图



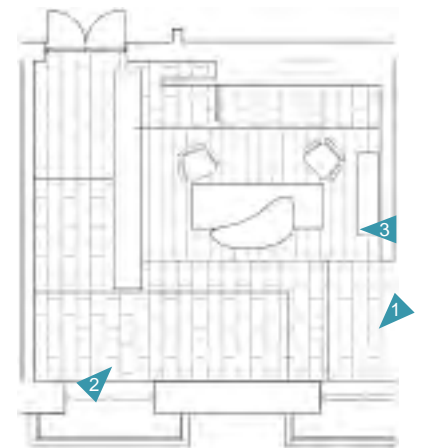
Section Plan 剖面图

- | | |
|--------------|--------|
| 1. Entrance | 1. 入口 |
| 2. Living | 2. 客厅 |
| 3. Fireplace | 3. 壁炉 |
| 4. Office | 4. 办公区 |
| 5. Dining | 5. 饭厅 |
| 6. Kitchen | 6. 厨房 |
| 7. Toilet | 7. 卫生间 |
| 8. Bedroom | 8. 卧室 |



1. Where roominess, brightness and time flow in a multifunctional space without corners or precedence
2. The result is the power to move around in few square metres at different heights, going up and down, offering a new experience of roominess in the context of a home to explore the space
3. It is about expanding the parameters of interior design as well as the conventional trends of arrangement

1. 这个多功能空间开敞、明亮，具有深邃的时间流动之感，整个空间流畅、自然
2. 巧妙的设计方案使几平方米的空间内，从低到高，由上至下，处处洋溢着流动的气息，为家居环境营造了一个全新的宽敞体验之感
3. 它关注室内设计参数的扩展以及常规发展趋势的安排



Entrance+Living+Fireplace Plan 入口+客厅+壁炉平面图



Office Plan 办公区平面图

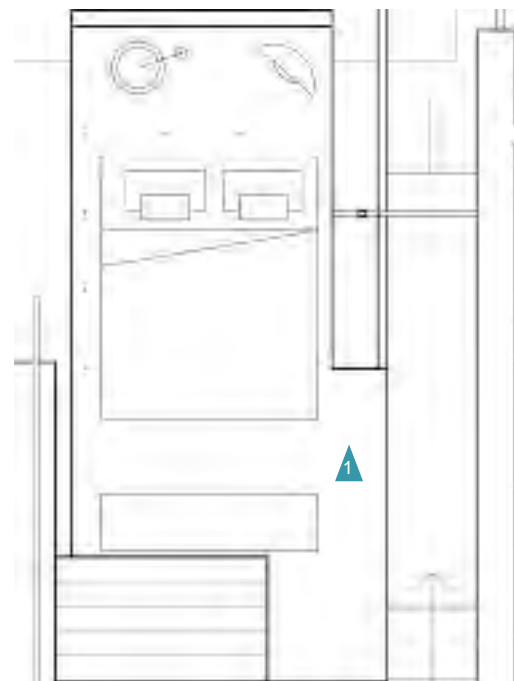


1. Every one of the rooms or points of the home can be located by specifying the axis of coordinates
2. The spatial flexibility that transforms this home is an innovative housing concept which adapts itself to the actual necessities and to the new usages

1. 每一个房间或每一个区域可以通过指定坐标轴而进行定位
2. 空间的灵活性将这一住宅空间转变为一个崭新的居住环境，能够适应自身的实际情况和新的需求



Dining+Kitchen Plan 餐厅+厨房平面图



Bedroom Plan 卧室平面图



Toilet Plan 卫生间平面图

1. The transition between the rooms is continuous and lets the movement flow freely across the numerous levels
2. The ceramic transforms itself into an excellent dynamic entity
1. 房间之间的过渡是连续的，确保不同楼层之间的环境衔接自然
2. 陶瓷扮演了一个杰出的动态实体角色

15 The layering of space 空间的层次



The dimension of the home space can be decided by the amalgamation and permeation between different enclosed interfaces or sometimes by men's visual association. The variation of the space dimension can make the plane layout more flexible while enhancing the sense of scale and depth of the space.

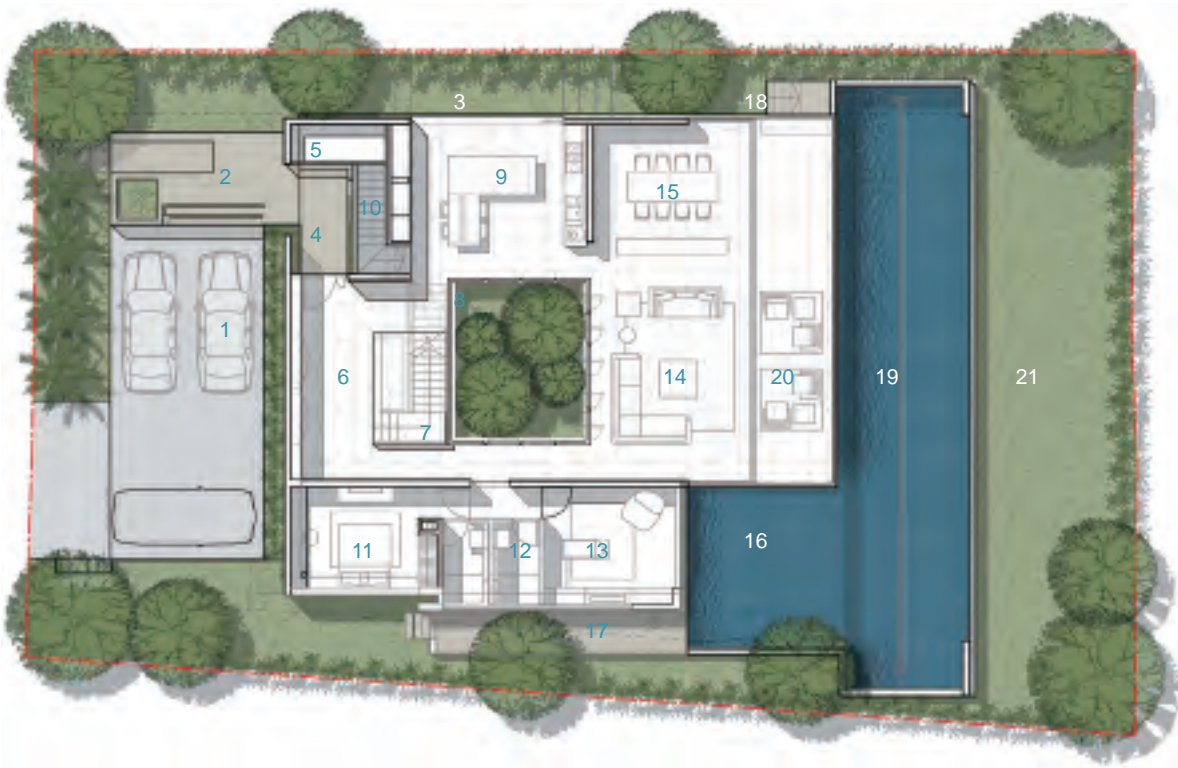
In this case, the most remarkable highlight goes to the courtyard design in the centre of the layout. The designer designs it as the central pivot of the circulation, a patio providing the interior space with natural lights as well as the visual focus. Moreover, the plants in the courtyard also increase the ecological significance of the interior space. The diversity of the plants and the transparency of the partition in the courtyard effectively intensify the sense of hierarchy of the whole space.

家居空间的层次有时由围合界面之间的交融和渗透决定，有时以人的视觉联想决定。通过空间层次的变化使整体的平面布置更加灵活同时能够增强空间的尺度感与纵深感。

在本案例当中，最突出的亮点是位于平面中心的庭院设计。设计师将它设计成交通流线的中枢、能够提供室内自然光线的天井以及视觉的焦点，同时庭院中的植物也增添了室内空间的生态意义。由于植物的多样性以及庭院隔墙的通透性有效的增强了空间的层次感。

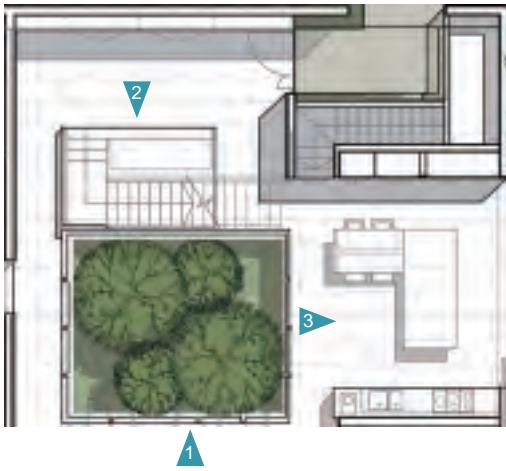
Project name: 72 Sentosa Cove **Completion date:** 2009 **Location:** Sentosa Cove, Singapore **Designer:** Ong&Ong Pte Ltd **Photographer:** Ong&Ong Pte Ltd **Area:** 308 sqm

项目名称: 圣陶沙湾72号 竣工日期: 2009年 地点: 新加坡, 圣陶沙湾 设计师: Ong&Ong设计私人有限公司 摄影师: Ong&Ong设计私人有限公司 面积: 308平方米



Master Plan 总平面图

- | | | | |
|-----------------------|----------------------------|------------|------------|
| 1. Covered carpark | 12. Powder room | 1. 带遮阳的停车场 | 12. 盥洗室 |
| 2. Forecourt | 13. Yoga room | 2. 前院 | 13. 瑜伽室 |
| 3. Service access | 14. Living | 3. 设备间入口 | 14. 客厅 |
| 4. Entrance | 15. Dining | 4. 入口 | 15. 餐厅 |
| 5. Storage | 16. Jacuzzi | 5. 储藏间 | 16. 按摩池 |
| 6. Foyer | 17. Outdoor shower | 6. 门厅 | 17. 室外淋浴间 |
| 7. Staircase | 18. Outdoor staircase | 7. 楼梯 | 18. 室外楼梯 |
| 8. Garden | 19. 16-metre swimming pool | 8. 花园 | 19. 16米游泳池 |
| 9. Kitchen | 20. Outdoor deck | 9. 厨房 | 20. 室外露天平台 |
| 10. Service staircase | 21. Garden | 10. 设备间楼梯 | 21. 花园 |
| 11. Guest bedroom | | 11. 客卧 | |



Foyer+Garden+Kitchen Plan 门厅+花园+厨房平面图



1. The internal spaces face inward into a multifunctional courtyard which acts as circulation pivot and light well, while also serving as a visual focal point. Dense foliage also provides a natural means for additional privacy

2. This is a home that can endure the tropics with minimal environmental impact, by tapping on available resources

3. The interweaving of the gardens and kitchen space has greatly blurred the boundaries of indoor and outdoor

1. 室内空间内向一个多功能庭院，该庭院扮演流通枢纽和采光井的角色，同时也是空间的一个视觉焦点所在。枝繁叶茂的植物为空间提供了一个天然的额外隐私保护手段

2. 该住宅设计有效地降低了对环境的消极影响，同时能够克服热带气候所带来的不利因素，整个设计对可利用资源进行了充分利用

3. 花园景观与厨房空间相互渗透模糊了室内与室外的界限





Living+Dining+Outdoor Deck Plan
客厅+餐厅+室外露天平台平面图



1. Each level catering to various social and entertainment needs while also accommodating each family member's individual need for solitude
2. This is first and foremost a home for an active couple and their kids. For this, a lap pool ensures that their fitness needs are adequately taken care of
3. The house is conceived as a mass container that faces towards its interior, around a central courtyard that behaves as an inter-connector, and functions at the same time, as a circulation pivot, a light well, a ventilation exhaust and a visual landscape focal point



1. 每一个楼层均能够满足不同的社交和娱乐活动的要求，同时也能够确保家庭中的每个成员拥有独立的个人空间
2. 这是一个充满活力的家庭，家庭成员是一对夫妻和他们的孩子。因此，一个小型健身泳池能够为他们的健身提供有利条件
3. 该住宅可以被看成是一个开口面向室内的巨大容器，一个中央庭院扮演室内连接器的角色，同时也是空间中的流通枢纽、采光井、通风口和视觉景观焦点



1. The client wished to maximise the buildable area of the house and at the same time achieve the most privacy possible for the design, taking into consideration that this plot is located between neighbouring houses
2. A pitched roof, with a series of repeating slopes, also generates additional skylight openings
3. The design of the house was figured as a building that adapts to the climatological conditions of the surroundings as well as to the specific natural resources available in the area (sun, light, wind, rain, topography) with the purpose of reducing the environmental impact of the traditional preconceived home

1. 客户希望能够将可利用的建筑面积尽量最大化，同时充分考虑到临近住宅的因素，尽力营造空间的私密性
2. 带有一定倾斜角度的斜尖屋顶同时扮演额外天窗的角色
3. 设计旨在打造一个符合当地气候条件的传统建筑，同时巧妙利用特殊的天然资源（太阳、光、风、雨、地形），从而降低对环境的消极影响

16 From interior to exterior 从室内到室外



Among the combinations of the home space, the integrated combination is the most pervasive mode, which unites and harmonises the natural environment and the interior space by the transparent and flexible approaches to the mobile space. In this way, the scope of the design content of the home space turns broader in consideration of not only the relationship between the physical and virtual body of the interior space but the continuity between the interior and exterior space.

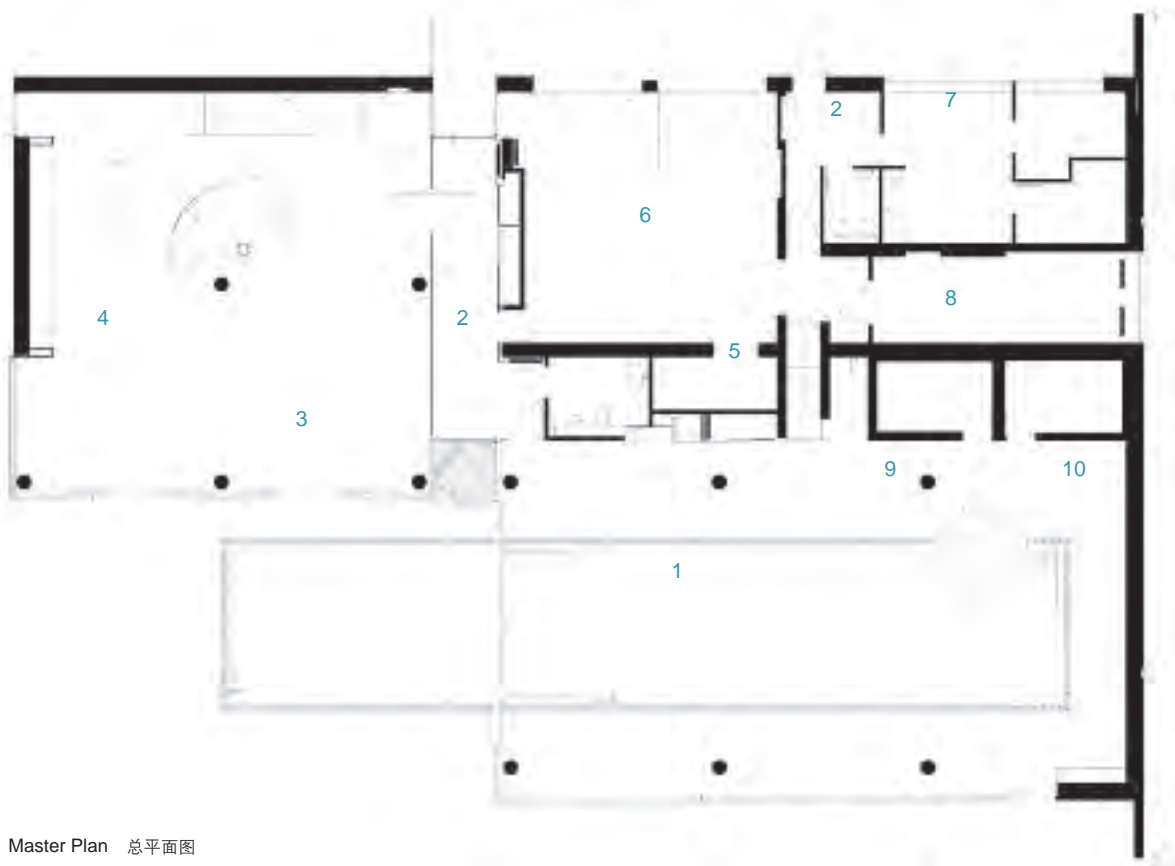
In this case, the open French window offers favourable condition for the connection of the interior and the exterior. The terrace, the swimming pool, the Greenland landscape and the interior environment echo each other, creating a flowing spatial ambience.

在家居空间的组合方式中，综合性的组合是最为普遍的方式，它以通透灵活的流动性空间处理手法将自然环境以及室内空间环境统一协调在一起。此时，家居空间的设计内容范围变得更加的宽泛，不仅要考虑到室内空间的实体与虚体之间的关系，而且要同时考虑到与室外空间的连续性。

在本案例当中，开敞的落地窗为室内与室外的连接提供了有利的条件，露台、泳池和绿地景观与室内环境相互呼应共同创造出流动的空间氛围。

Project name: Waterpatio **Completion date:** 2008 **Location:** Odessa, Ukraine **Designer:** Drozdov & Partners Ltd. **Photographer:** Andrey Avdeenko **Area:** 725 sqm

项目名称: 水园 竣工日期: 2008年 地点: 乌克兰, 敖德萨 设计师: 德罗兹多夫伙伴公司 摄影师: 安德烈·艾瓦德克 面积: 725平方米



- | | |
|---------------------|-------------------|
| 1. Swimming pool | 6. Garage |
| 2. Hall | 7. Domestic |
| 3. Living room | 8. Technical room |
| 4. Kitchen – dining | 9. Sauna |
| 5. Storage | 10. Hamam |
| 1. 游泳池 | 6. 车库 |
| 2. 大厅 | 7. 佣人室 |
| 3. 客厅 | 8. 设备室 |
| 4. 厨房 – 餐厅 | 9. 桑拿浴室 |
| 5. 储藏间 | 10. 公共浴室 |

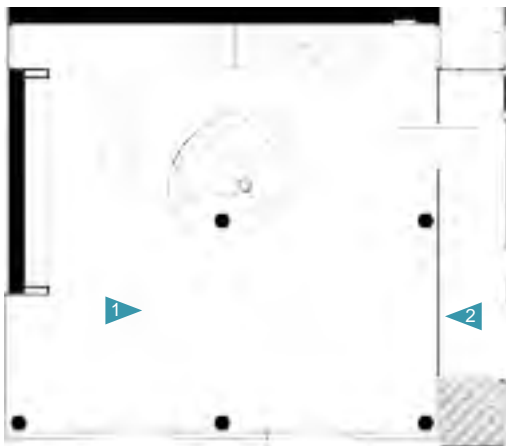
Master Plan 总平面图



1



2



Living Room Plan 客厅平面图

1. The entire space opens towards the sea. In addition to the outer sea horizon, which is a typical feature of any seaside house, designer introduced another water surface – that of the swimming pool, which enhances the visible proximity of the sea. The swimming pool is composed of two parts that can be separated or joined together depending on the season. Water element is the heart of the house, which explains its name: Waterpatio

2. The location of the house itself was largely determined by the desire to preserve as many of the existing trees as possible. Another important factor was the necessity to create a harmonious interrelation between the house, the garden and the sea view. These three environments are placed each along its own line and they interact in a variety of ways, depending on the position of the observer, whether it is the garden, the house or the mirador

1. 整个空间面向大海敞开。除了一个典型的滨海住宅海平线以外，设计师为空间引入了另一个水元素，即游泳池，巧妙拉近了与大海的距离。该游泳池由两个部分构成，其分隔和衔接取决于季节的变换。水元素是住宅的核心，同时与其“水园”之名相得益彰

2. 住宅的所在地由周边种植的植物而界定。另一个重要的因素是在住宅和花园以及海景之间创建一个和谐的相互关系。这三种环境尽管各在其位，却通过各种路径进行互动，而这种互动的关系则取决于观察者的位置，在花园、住宅或凸窗上欣赏到的景致自然不尽相同



Living Room Plan 客厅平面图

1. The central entrance into the house divides it into two functional blocks. The lower block contains a garage, a storage room, and the so called wellness zone, with a swimming pool, sauna and hamam. The other is the living block. The skylight in the hall makes this division even more distinctive. When entering the house one immediately understands the interrelation between different zones

2. The contrast between open and closed spaces continues in the way that how the house faces the street with its closed side and opens towards the sea and the garden

1. 通向室内的中央入口将空间分成两个功能区。较低的功能区内包括一个车库、一个储藏室和一个配备游泳池、桑拿浴室和公共浴室的健身区。另一个功能区是生活区。大厅上的天窗将这一分隔显得更加分明。客人在进入空间的瞬间将即刻体验到不同分区之间的衔接和互动

2. 住宅临街的一侧进行封闭，而海景和花园一侧则采用了开放的模式，开放和封闭空间的对比理念在此被演绎得淋漓尽致



1/2. The flared space of the upper floor opens towards the sea horizon through the master bedroom and bathroom and shows a never-ending "marine" movie

1、2. 向外展开的上层空间面向海平面进行开放，贯穿卧室和浴室，上演一个永不完结的“航海”电影

17 Wandering space 游走空间



In the home space, human actions and activities are limited by the established spatiality. Once the interior space is defined, it boasts some ability of restricting the life style, which may lead to a series of contradictions and problems. Men's employment of the interior space constitutes the main factor of the psychological changes. Therefore, the designers may consciously make use of the psychological characteristics of people to hammer out the relationship between the spatial condition and human actions so as to construct a suitable and favourable living environment.

In this case, the designer designs an elegant entrance space for a young couple. As a place to communicate with the other areas, the two-level-high entrance mass that is divided by the revolving door

will lead the guests to wander between the swimming pool and the living room.

在家居空间中，人的行为活动受到既定空间状态的局限，室内空间一旦固定，也就有了某种限定生活方式的能力，从而会产生一系列矛盾与问题。人对室内空间的使用是构成心理变化的主要因素，设计师在家居空间的设计过程中会有意识的利用人的行为心理特征推敲空间的状态与人的行为之间的关系，进而创造出宜居的生活环境。

在本案例当中，设计师为一对年轻夫妇设计了一个别致的入口空间，这个被落地旋转门分割的两层高体量的入口空间将引导访客游走于泳池与起居室之间并且构成了一个与其他空间区域交流的场所。

Project name: LA House **Completion date:** 2009 **Location:** Londrina, Brazil **Designer:** Studio Guilherme Torres **Photographer:** MCA Estúdio **Area:** 410 sqm

项目名称: LA住宅 竣工日期: 2009年 地点: 巴西, 隆德里纳 设计师: 吉列尔梅·托雷斯设计工作室 摄影师: MCA 工作室 面积: 410平方米



First Floor Plan
一层平面图



Second Floor Plan
二层平面图

- | | |
|-------------------|--------|
| 1. Entrance | 1. 入口 |
| 2. Lobby | 2. 大厅 |
| 3. Kitchen | 3. 厨房 |
| 4. Dining room | 4. 餐厅 |
| 5. Living room | 5. 客厅 |
| 6. Overhead | 6. 上空 |
| 7. Corridor | 7. 走廊 |
| 8. Dressing room | 8. 更衣室 |
| 9. Master bedroom | 9. 主卧 |




Living Room Plan
客厅平面图



1. The main concept of breaking paradigm takes place right at the entrance: the entrance gate leads the visitor to walk around the pool and into the house by double-height atrium, where the whole house communicates
2. The house, designed for a young couple, abolished traditional divisions and spaces. Downstairs, the living area acts as a liaison between the inside and outside through the large pivoting doors
3. The wall hides the volume of single staircase
4. Simple solutions and a few materials, but used in generous amounts confer personality and a timeless touch to this design, which shows a simple way of living

1. 入口的设计真正打破了传统的设计理念，而这也是该项目设计理念的重点所在。入口大门引领访客绕过泳池穿过一个双倍高的中庭进入到室内，而中庭则扮演室内流通的角色
2. 该住宅的主人是一对年轻的夫妇，因此设计一改传统的空间划分方式。楼下的客厅作为室内外空间的连接纽带，通过开阔的旋转门成功将室内引向室外
3. 墙面巧妙地隐藏了单一楼梯的体量
4. 简约的设计手法搭配为数不多的材料的大量运用在营造出空间个性的同时，通过永恒格调的塑造展现了一种简单的生活方式




Kitchen+Dining Plan
厨房+餐厅平面图



1. The kitchen is integrated into the environment, with a niche where the stoves were installed, and even the charcoal grill
2. The dining area is perfectly integrated into the kitchen and living room, an ideal situation and true, eliminating the duplication of existing spaces as in current projects

1. 厨房与整个环境实现了完美的统一，壁龛处安置了火炉以及炭烤架
2. 就餐区与厨房和客厅完美结合，区域划分合理，有效摆脱了当前项目对原有空间的效仿之嫌






Master Bedroom Plan
主卧室平面图

1. The master bedroom is separated from the living room by a glass wall, revealing to the cube of masonry houses toilets and showers
2. Sink and closet are integrated into the sleeping space

1. 主卧经由一个玻璃墙面与客厅分隔开来，展现石造住宅的卫生间和浴室
2. 洗涤槽和壁橱与卧室完美结合



STRUCTURE DESIGN PRINCIPLES

构造设计法则



18. Coordination of the plane 082

平面的协调

19. The basic point of division 086

分隔的基点

20. Surface decoration 090

装饰的主界面

21. The establishment of space's image 094

空间形象的确立

22. The stillness of the space 096

空间的休止符

23. The extension of the space 100

空间的延续

24. The organisation of the vertical space 104

垂直空间的组织

25. Protection and decoration 108

防护与装饰

26. The re-creation of the interior space 112

室内空间的二次创造

27. Challenge limitation 116

对限定的挑战

18 Coordination of the plane 平面的协调



In home design, the plane layout plays an important role in forming the total design quality. As the essential factor of the space definition, the structure design of the ground can always be taken into consideration as a whole element, which defines the scope of the used space with its smooth basal plane. Serving as the plane for people's activities and the display of furnishings, the ground has always been built as a secure and hard-wearing surface to make sure the adequate safety and sustainability.

In this case, the designer paves the ground with the floor board in the horizontal direction, which not only contributes to the interpenetration of the dining room, the living room and the kitchen, strengthening the fluidity, but echoes well with the wall space in colours.

家居设计中，平面的布置对整体的设计质量起到至关重要的作用，而地面的构造设计作为空间限定的基础要素，往往作为整体元素进行考虑，它以平整的基面限定出使用空间的范围。同时，作为人们活动和陈设品摆放的基面，地面往往被建造成牢固而耐磨的表面，以保证足够的安全性和持久性。

在本案例当中，设计师沿水平方向将整体地面铺贴上地板，不但使餐厅、起居、厨房等公共空间相互贯通，增添了流动性，而且在色彩的搭配上与墙面也形成很好的呼应关系。

Project name: Harlem Duplex **Completion Date:** 2009 **Location:** New York, USA **Designer:** Studio SUMO **Photographer:** Studio SUMO **Area:** 158 sqm

项目名称：哈莱姆双层公寓 竣工日期：2009年 地点：美国，纽约 设计师：SUMO工作室 摄影师：SUMO工作室 面积：158平方米



First Floor Plan 一层平面图



Second Floor Plan 二层平面图

- | | | | |
|----------------|-----------------|-------|---------|
| 1. Entrance | 6. Dressing bar | 1. 入口 | 6. 梳理台 |
| 2. Kitchen | 7. Stair | 2. 厨房 | 7. 楼梯 |
| 3. Living room | 8. Bedroom | 3. 客厅 | 8. 卧室 |
| 4. Dining room | 9. Roof deck | 4. 餐厅 | 9. 屋顶平台 |
| 5. Bath room | | 5. 浴室 | |




1. The long and narrow horizontality was complimented by a vertical cut spanning the width of the apartment at its midpoint, and a new cantilevered steel stair and bridge was inserted. This light, harp-like structure coupled with a new bulkhead facade leading to a roof deck at the rear, brings light into the centre of the apartment

2. All the walls and ceiling surfaces of the HUD plan were removed and domestic programmes including kitchen, entertainment equipment, storage, and toilets were incorporated in linear strips along the party walls

1. 狭长的空间水平状态与一个横跨公寓中央的竖掏槽相互衬托，一个崭新的悬臂式钢筋楼梯和天桥嵌入其中。这一轻盈、竖琴状结构与一个崭新的防水壁里面相结合，一直通向后方的屋顶平台，将自然光线成功引向公寓的中央地带

2. 所有的墙体和天花板表面上的屏显系统全部移除，室内规划包括厨房、娱乐设施、储藏室和卫生间沿着共用墙壁成线型布局




Entrance+Kitchen Plan
入口+厨房平面图

1



2



Living+Dining Plan 起居室+餐厅平面图

1. The approach to domestic programme created a linear openness with long views that are accentuated by new windows and skylights
 2. The stair leads to the bedroom loft and the roof deck on either side of a steel bridge
1. 内部设计手法构建了一个线型的开放空间，新窗户和天窗的设计有效地将视角拉长
 2. 沿楼梯拾级而上，可抵达楼顶的卧室和屋顶平台，在平台的另一侧是一个钢筋结构的天桥



Bedroom Plan 卧室平面图

1. The tall folded ceiling surface reveals the steep dormer of the building and is flanked by two consoles, one holding a toilet and sink, the other a closet. These consoles also hold a rack for the owner's sneaker collection
2. The wood deck with flush skylights is beyond, providing a horizon to the tall compact bed/shower loft. When privacy is required, the space can be also closed off with a series of pocketing door panels
3. A hi-gloss ceiling bounces light onto the consular glass ribbons which further illuminates the space

1. 高耸的褶曲天花板展现了建筑倾斜的屋顶采光窗，两侧的两个支柱分别对卫生间、洗涤槽和壁橱进行支撑。这些支柱同时也为房主运动鞋收藏架提供有效地支撑
2. 远处带有大量天窗的木质平台为通往高处的卧室和淋浴间提供了途径。此外，一系列耐久的门板能够为空间的私密性提供有力的保障
3. 一个高光天花板将自然光线反射到玻璃界面之上进一步点亮了空间



19 The basic point of division 分隔的基点



There are many kinds of approaches of home space division: the girders and the pillars, as the fictitious definitive elements, are necessary elements of space division which cannot be ignored besides the application of immobile interfaces and furnishings. They constitute the three-dimensional virtual space on the rooftop and the ground in an axes array while being the constructional elements of the building. The size of space of them is closely bound up with the structural module, and therefore the girders and the pillars serve as the basic point of interior enclosure and division in the process of the home space design.

In this case, the designer retains the characteristics of the original building and makes a study on the colour, thus fusing them with the overall environment together artfully. Moreover, the ordering arrangement of the furnishings, combining the array of the girders

and the pillars, further increase the four-dimensional attribute.

家居空间的分隔手法有很多，除了运用固定界面、陈设物品之外，梁与柱也是不容忽视的空间分割元素，它们是室内空间虚拟的限定要素。它们在地面与顶面上以轴线阵列的方式构成了立体的虚拟空间，同时它们又是建筑的结构构件，其间隔尺寸与建筑的结构模数息息相关，因此梁与柱在家居空间的设计过程中自然成为室内围合分割的基点。

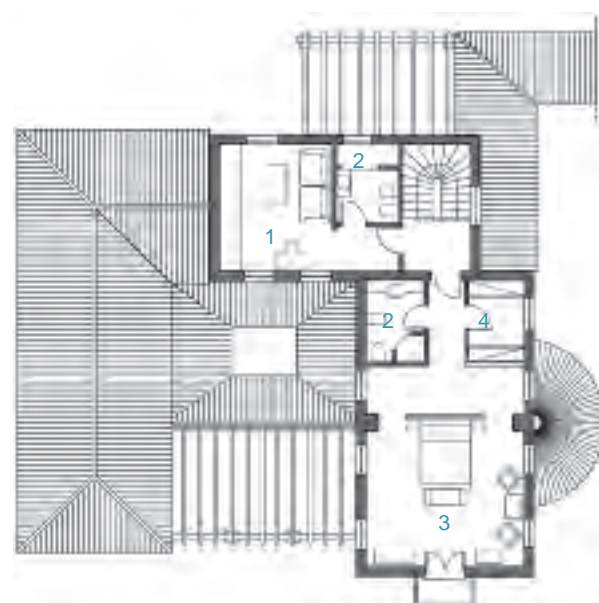
在本案例当中，设计师保留了原有建筑构件的特点，并在颜色上做了认真的推敲，将它们与整体环境巧妙的融为一体，另外陈设的有序化布置结合梁与柱的阵列设置更增添了空间的四维属性。

Project name: Island | **Completion date:** 2008 | **Location:** Peloponnese Peninsula, Greece | **Designer:** Cadena Design Group | **Photographer:** Vangelis Paterakis | **Area:** 340 sqm

项目名称：I岛 | 竣工日期：2008年 | 地点：希腊，伯罗奔尼撒半岛 | 设计师：CADENA设计集团 | 摄影师：范吉利斯·佩特拉吉斯 | 面积：340平方米



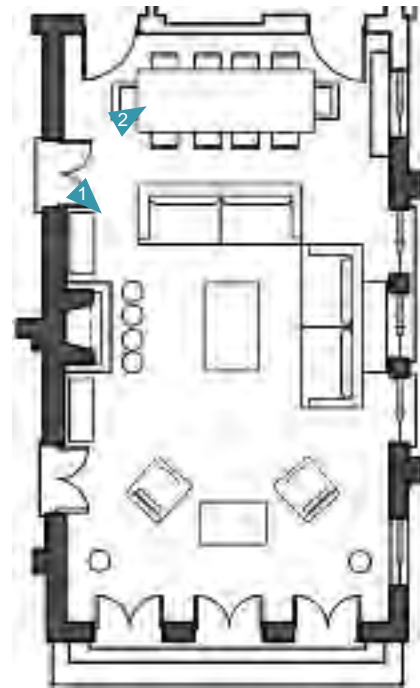
First Floor Plan 一层平面图



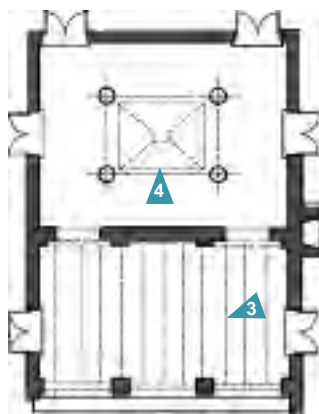
Second Floor Plan 二层平面图

- | | |
|-----------------------|-----------|
| 1. Entrance | 1. 入口 |
| 2. Dining | 2. 餐厅 |
| 3. Living room | 3. 客厅 |
| 4. Kitchen | 4. 厨房 |
| 5. Patio | 5. 天井 |
| 6. Bedroom | 6. 卧室 |
| 7. Guest room | 7. 客卧 |
| 8. Library/study room | 8. 藏书室/书房 |
| 9. Bathroom | 9. 浴室 |

- | | |
|-------------------|--------|
| 1. TV room | 1. 电视间 |
| 2. Bathroom | 2. 浴室 |
| 3. Master bedroom | 3. 主卧 |
| 4. Wardrobe | 4. 衣柜 |



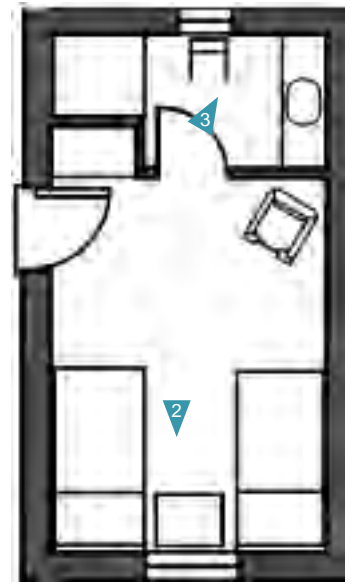
Living Room+Dining Plan 客厅+餐厅平面图



Patio Plan 天井平面图

1. Large windows ensure the flow of daylight to the dining room and living room. The comfortable sofas and armchairs enhance the cosy ambiance and the stateliness that impregnates the house
2. Paintings of contemporary Greek artists are displayed on the walls of the dining room. The light tones employed throughout the house confer charm and distinction to it
3. The patio is a space for enjoyment in the open air
4. The painted palms in the wall make up a place which invites us to dream

1. 宽大的窗户确保了室外光线自然投射到餐厅和客厅之中。舒适的沙发和扶手椅强化了舒适的空间氛围以及空间所蕴含的庄严性
2. 当代希腊艺术家绘制的作品被陈列在餐厅的墙面之上。整个空间中所蕴含的淡雅基调令其分外迷人 and 独特
3. 天井空间中洋溢着来自户外的清新空气
4. 墙面上绘制的棕榈叶营造了一个梦幻般的空间氛围



Guest Room Plan 客卧平面图

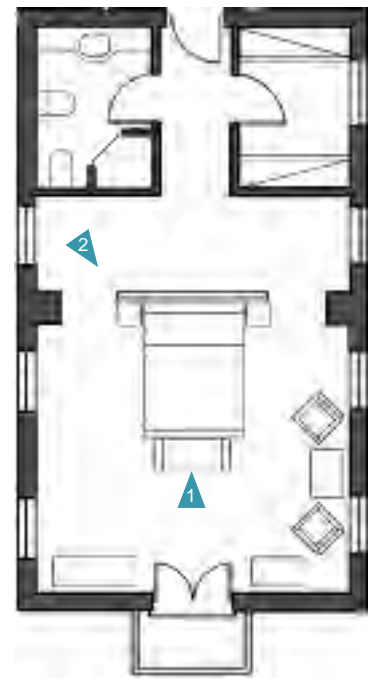


1. The guest room is decorated in black and white which contributes to give a sober and elegant look

2. The arrangement of the stylish furniture was made in accordance with light providing liveliness to its rooms

1. 客卧以黑白色为主要基调，营造出一种庄重、高雅之感

2. 造型别致的家具的布置与照明设备和谐统一，为空间增添无限活力



Master Bedroom Plan 主卧室平面图

1. The master bedroom is one of the most singular rooms of this house
2. The 4 windows create a delicate illuminated and friendly atmosphere and the balcony has a great view of Spetses Island

1. 主卧是住宅中最为特别的房间之一
2. 四扇玻璃窗构建了一个精致、通透的视觉效果、温馨的空间环境，站在阳台之上可以将斯佩察岛的美景尽收眼底

20 Surface decoration 装饰的主界面



During the process of the home space design, the wall, dividing the whole space on the ground into two totally different activity areas with its hypostatic plate, is the concrete definitive element of the interior space. The walls made from different materials are the main components of the enclosed interior space and support the whole architecture, providing the interior space with protection and privacy as the main decorative surface.

In this case, the designer designs the wall as a background that integrates different functional areas using simple modelling techniques and changes the main wall separating the living room from the gallery into a built-in bookcase in which the office space supplies such as the books and the facsimile apparatus are concealed. In this way, the office

space is skillfully saved and the whole environment seems cleaner.

在家居空间设计的过程中，墙面是室内空间实在的限定要素。它以其实体的板块形式，在地面上分隔出两个完全不同的活动空间，不同材料构成的墙面既是室内空间围合最主要的部分，同时也是建筑的支撑构件，它为室内的空间提供了围护及私密性，成为装饰的主要界面。

在本案例当中，设计师选择了简约的造型手法，将墙面设计成统一不同功能区域的背景界面，并将分隔起居室与画廊的承重墙改造成内置的书柜，将书籍和传真机等工作物品隐藏其中，巧妙的节约了办公空间，使整体环境更加整洁。

Project name: Apartment 3E **Completion date:** 2008 **Location:** Beijing, China **Designer:** Chien-Ho Hsu **Photographer:** Vector Architects **Area:** 265 sqm **Structure and material:** Corian, White Oak, Low-iron Glass

项目名称：3E公寓 竣工日期：2008年 地点：中国，北京 设计师：许坚浩 摄影师：矢量建筑师事务所 面积：265平方米 结构和材料：可丽耐，白橡木，低铁玻璃



Master Plan 总平面图



1



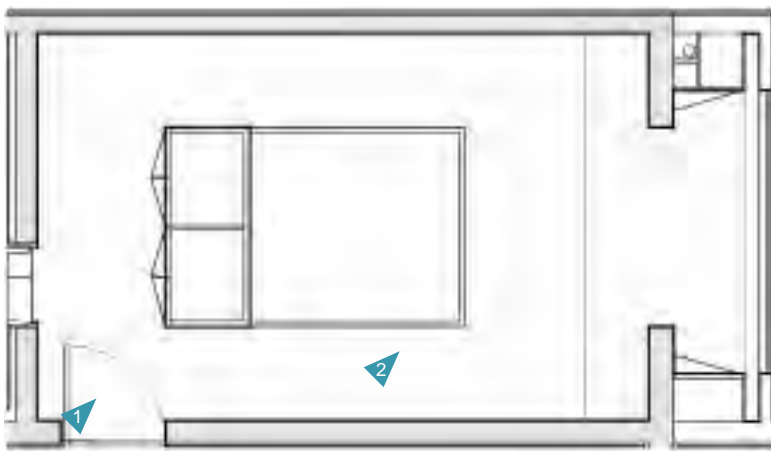
2



Gallery+Living Plan 画廊+起居室平面图

1. The eleven-metre-deep living area provides a loft style space for relaxing, gathering and working
2. With the constraints of existing load-bearing wall structure, the reorganisation of spatial functions efficiently fulfills the basic needs for the family's daily life and creates a more flexible living space as well. The foyer leads to the gallery which naturally becomes a common space for the family before entering into the main living space and private rooms, and also provides a possible expansion for future needs

1. 进深11米的起居空间，为家庭提供了一个聚会和工作的场所，而介于起居室与画廊间的承重墙被转化成内置式书柜，书籍和传真机等工作用品均“隐藏”其中
2. 在板式住宅承重墙结构的限制下，通过对原有空间机能的重新组织，不仅高效率地满足了储藏、清洁等住宅的基本功能，也创造出更完整的生活起居空间。介于玄关和主要起居空间的画廊，自然地成为家庭生活中公共与私人领域间的过渡空间，也为未来使用功能的扩充提供了可能



Bedroom Plan 卧室平面图

1. A floating closet unit in the master bedroom not only provides a visual barrier from the living area, but also creates a buffer zone between the master bedroom and bathroom
 2. The arrangement of the paintings and coffee table adds the simple space a sense of fun
1. 主卧室入口处的不到顶衣柜，巧妙地化解了面向起居空间的入房门所带来的隐私问题，也在主卧室与浴室间增加了另一个空间层次
 2. 挂画与茶几的设置使简洁的空间增添了趣味



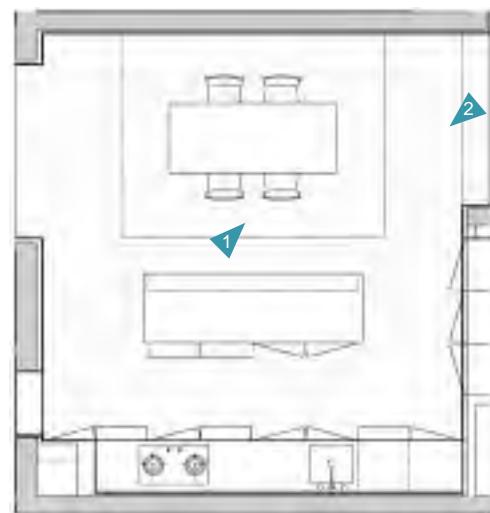
2

1. All living functions are clearly defined, and yet the spaces retain a sense of continuity and cohesiveness

2. Open kitchen design encourages interactions between the kitchen and dining area, and the openness also improves the insufficient daylight from north-facing windows

1. 各种居住功能在此得到明确的界定，而空间依然保持着无碍的流动性

2. 开放式厨房的设置，不仅满足了厨房与餐厅互动的需求，同时开放的空间也改善了北向房间自然光不足所带来的压抑感



Dining+Kitchen Plan 餐厅+厨房平面图

21 The establishment of space's image 空间形象的确立



The roof shape in the home space design is the ultimate definitive element of the interior space structure. As the covering component of the interior space enclosure, it makes the architectural space the interior with its downward protective function. It plays an important role in visually shaping the image of the interior space.

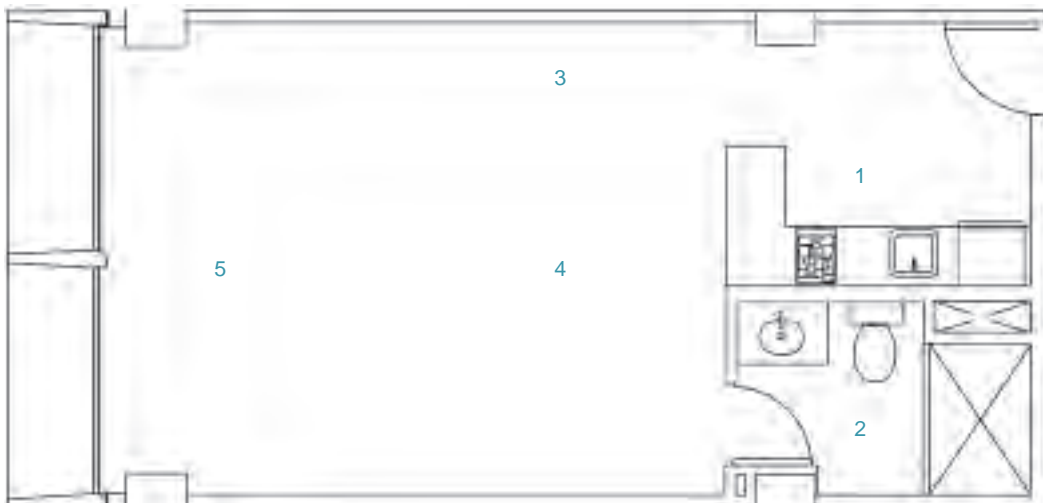
In this case, the designer retained the historic concrete roof shape in order to reserve the characteristics of the original building while making a comparison with the modern life style. In the space configuration, the designer uses the brunet furniture and the hanging mirror to amalgamate the exposed concrete roof and the whole environment naturally.

家居空间设计中的顶棚造型属于室内空间结构的终极限定元素。它是内部空间围合的遮盖部件，以其向下防护的隐蔽性，使建筑空间成为真正意义上的室内，在视觉上它对空间的形象起着不可忽视的重要作用。

在本案例当中，设计师保留了具有历史意义的混凝土顶面造型，目的是想在保留建筑原有特点的同时与现代生活方式作出对照。在空间构图上，设计师选择了深色的家具以及挂镜，通过镜面的反射以及色彩上的呼应，使裸露的混凝土顶面与整体环境自然的融合在一起。

Project name: Urbania **Completion date:** 2009 **Location:** Monterrey, México **Designer:** GLR Arquitectos / Gilberto L. Rodríguez **Photographer:** Jorge Taboada **Area:** 12,873 sqm **Awards:** Calli First Award, Category: Remodeling, XV Nuevo Leon Biennial of Architecture

项目名称：乌尔巴尼亚住宅 竣工日期：2009年 地点：墨西哥，蒙特雷 设计师：GLR建筑师事务所/吉尔伯托·L.罗德里格斯 摄影师：豪尔赫·塔博达 面积：12,873平方米 获奖名称：第15届新莱昂州建筑双年展重构类Calli一等奖



Master Plan 总平面图



Section Plan 剖面图

- | | |
|----------------|-------|
| 1. Kitchen | 1. 厨房 |
| 2. Bathroom | 2. 浴室 |
| 3. Dining room | 3. 餐厅 |
| 4. Living room | 4. 客厅 |
| 5. Bedroom | 5. 卧室 |



1. The rest of the structure and original brick walls, were the subject of a careful restoration in order to rescue the architectural qualities of the building, which is an excellent example of modern architecture from the mid-twentieth century

2. The slogan used to promote these apartments is in itself a manifesto of a new way of life because it says "the city can only be lived in the city and this is the way it will be with Urbania"

3. In the interior was maintained, partly, the character of the building, leaving the ceilings with the original apparent 50 years old concrete

4. Without any doubt, the most important thing is that this work is a gamble for a new lifestyle that take advantage of what's already built and wants to regain the movement of a moribund area of Monterrey

1. 结构的其余部分和原有的砖墙是改造的重点，以对建筑的质量进行提升，该建筑是20世纪中期现代建筑的完美范例

2. 改善这些公寓的口号是呼唤一种崭新生活方式的宣言，因为它喊出了城市的心声，同时也是改造乌拉巴尼亚的行动之一

3. 从室内的维护角度来说，建筑的部分特色得以保留，令天花板彰显出50多年混凝土的古老建筑风格

4. 毫无疑问，该项目是对一种新的生活方式的大胆尝试，巧妙利用原有建筑特色，并对缺乏生机的蒙特雷地区注入崭新的活力



22 The stillness of the space 空间的休止符



Doors may define space and act as transitional elements for the interior home and they may become the intermediary of the interior and the exterior by breaking a continuous wall so as to connect different spaces together visually. As well as being the means of protection and directing traffic pathway, the function of the door changes with its location, size, style and structure. Sometimes, the style and type of the door define the overall style of the home space.

In this case, to meet the clients' demand of retaining the ambience of the traditional architecture while putting in some modern elements, the designer gives special attention to the style of the sliding door. Meanwhile, the large scale and proportion of the door can fill one with deep veneration, which implies the significance of the whole building.

门作为家居室内空间的过渡要素，可以起到限定空间的作用，它打断了连续的墙面，在视觉上把不同的空间联系起来，成为室内外的中介。除交通与防护之外，门的功能随其位置、尺寸、样式构造的变化而变化。有时门的风格样式决定了家居室内的总体风格。

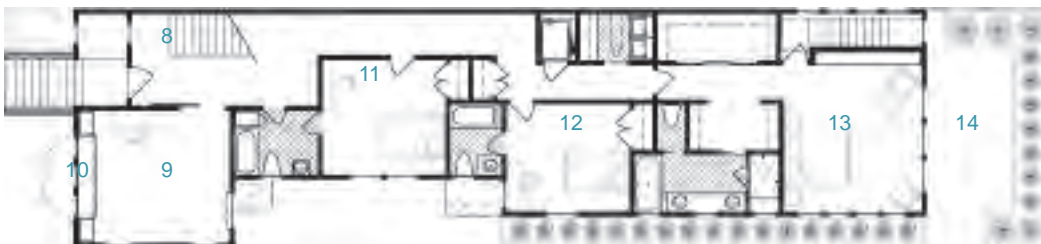
在本案例当中，业主的意愿是想尽可能的保留传统建筑的氛围，同时加入一些现代的元素。设计师在推拉门的风格处理上满足了业主的需要，同时这些门的大尺度比例令人肃然起敬，表明了整个建筑的重要性。

Project name: Pacific Heights Townhouse Renovation **Completion date:** 2008 **Location:** San Francisco, CA, USA **Designer:** Feldman Architecture **Photographer:** Paul Dyer **Area:** 355 sqm

项目名称：太平洋高地联排别墅改造项目 竣工日期：2008年 地点：美国，旧金山 设计师：费尔德曼建筑事务所 摄影师：保罗·代尔 面积：355平方米



First Floor Plan 一层平面图



Secend Floor Plan 二层平面图



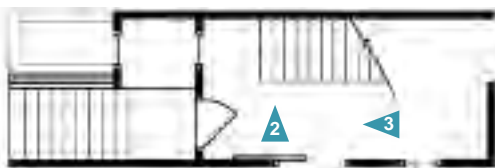
Third Floor Plan 三层平面图

- | | |
|-----------------|--------------------|
| 1. Side entry | 12. Bedroom 1 |
| 2. Garage | 13. Master bedroom |
| 3. Side yard | 14. Yard below |
| 4. Lobby | 15. Living room |
| 5. Guest suite | 16. Dining room |
| 6. Living area | 17. Kitchen |
| 7. Rear yard | 18. Family room |
| 8. Entry | 19. Roof garden |
| 9. Playroom | 20. Spa |
| 10. Window seat | |
| 11. Bedroom 2 | |

- | | |
|---------|-----------|
| 1. 侧面入口 | 12. 卧室1 |
| 2. 车库 | 13. 主卧 |
| 3. 侧院 | 14. 下方院落 |
| 4. 前厅 | 15. 客厅 |
| 5. 客房 | 16. 餐厅 |
| 6. 生活区 | 17. 厨房 |
| 7. 后院 | 18. 家庭活动室 |
| 8. 入口 | 19. 屋顶花园 |
| 9. 游戏室 | 20. 水疗区 |
| 10. 窗座 | |
| 11. 卧室2 | |



Living Area Plan
生活区平面图



Entry Plan
入口平面图



1. The lower level living area with connection to garden. The owners wanted to maintain the building's traditional feel, but also to infuse some modern elements, so the house would be both more livable and reflective of their personalities
2. Open-riser stairs, a light well, and interior windows also allow light to filter down to the second floor hall
3. Sliding door flexibly separates the entrance and playroom

1. 一楼的生活区与花园相通。房子主人希望能够保留建筑的传统美感，同时添加一些现代元素，因此，该住宅的设计要求既符合宜居标准，又能够彰显自身的个性
2. 漏空踏步楼梯、一个日光天井以及若干室内窗户确保将室外光线引入到二楼的大厅之中
3. 滑动的木门，灵活的分隔了入口与游戏室的空间



Third Floor Plan
三层平面图

1. The building is set off the south property line, which allowed the addition of numerous large windows along the length of the house
2. Most of the walls were removed from this floor to create spaces that are visually connected but functionally separated
3. Designer placed the living area on the top floor, where the light would be best and where, by removing a large portion of the rear space, a roof garden was created

1. 考虑到建筑南端界址线的因素，沿住宅的周围添加了几个大型窗户
2. 该层移除了大多数的墙壁，从而在视觉上营造出空间的连续之感，同时各区域根据功能的不同分隔开来
3. 设计师将生活区设置在楼上，照明效果一流，移除大部分后方空间后，巧妙构造了一个屋顶花园



1



Living Room Plan
客厅平面图

1. The Pierce Street Renovation involved updating and reconfiguring a 1906 stucco-clad Victorian architecture

1. 皮尔斯大街翻新工程项目是对一个建于1906年的灰泥涂层维多利亚式建筑的翻新和重新配置



2

23 The extension of the space 空间的延续



Windows, as the extension of the home space, not only play a significant role in forming the wall structure and layout of the whole space but also act as the important components of exterior style and characteristics of the building. The elements needed to be taken into consideration while configuring, selecting and designing the windows include the safety, the orientations, the daylighting, the quantity of rays required, the exterior landscape and the privacy.

In this case, the designer chooses the full-height French window in the living room to replace the fireplace and the door, which brings in the exterior view to the interior as much as possible apart from intensifying light in the interior.

窗作为家居空间的延续除了对整个房间的墙壁结构布局非常重要，而且很大程度上决定了作为建筑外观风格和特点的重要组成部分。窗的配置、选择和设计主要考虑安全性、朝向和阳光的获取、需要光线的数量、室外的景观环境以及私密性。

在本案例当中，设计师在起居空间里选择了通顶的落地窗，并用它代替了壁炉与门。这一做法除了增强了室内的采光度以外，同时将室外的景观环境最大程度地引入了室内。

Project name: Residence 1414 Renovation **Completion date:** 2008 **Location:** Austin, TX, USA **Designer:** Miro Rivera Architects **Photographer:** Paul Finkel, Piston Design **Area:** 5,658 sqm

项目名称：1414住宅改造 竣工日期：2008年 地点：美国，奥斯汀 设计师：米罗·里维拉建筑师事务所 摄影师：保罗·芬克尔，佩斯顿设计工作室 面积：5,658平方米



- | | |
|----------------------|-----------|
| 1. Entry | 1. 入口 |
| 2. Dining | 2. 餐厅 |
| 3. Powder bath | 3. 盥洗室 |
| 4. Pantry | 4. 餐具室 |
| 5. Kitchen/breakfast | 5. 厨房/早餐室 |
| 6. Family room | 6. 家庭活动室 |
| 7. Den | 7. 私室 |
| 8. Pool bath | 8. 游泳池 |
| 9. Sideyard patio | 9. 侧院天井 |
| 10. Living room | 10. 客厅 |
| 11. Garage | 11. 车库 |
| 12. Backyard patio | 12. 后院天井 |

First Floor Plan 一层平面图



- | | |
|--------------------|---------|
| 1. Hall | 1. 大厅 |
| 2. Bedroom | 2. 卧室 |
| 3. Bathroom | 3. 浴室 |
| 4. Laundry | 4. 洗衣室 |
| 5. Master closet | 5. 主私室 |
| 6. Master bathroom | 6. 主浴室 |
| 7. Master bedroom | 7. 主卧 |
| 8. Office | 8. 办公间 |
| 9. Gym | 9. 健身房 |
| 10. Guest bathroom | 10. 客浴 |
| 11. Guest bedroom | 11. 客卧 |
| 12. Gym dock | 12. 健身区 |

Second Floor Plan 二层平面图



1. A large three-panel sliding glass door transformed the Den into an extension of the pool terrace. Pennsylvania bluestone is used extensively as the exterior paving material at the patios

2. Ipe wood is used extensively on the interior and the exterior of the house, including the wood band that wraps the Den, the countertop at the Den bar

3. Painted white gypsum board walls are combined with several carefully selected materials used repeatedly throughout the house to achieve a clean and balanced space that is not distracting

4. Stainless steel is the primary metal finished on the interior of the house. It can be seen in most of the appliances, at the shelves and open drawers in the kitchen & pantry. For stone finishes soapstone and carrera marble were selected.

Soapstone comprises the kitchen countertops. Besides, the operable windows opened up the kitchen to the backyard

1. 一个大型三片式滑动玻璃门将私室转变成泳池露台的延伸部分。宾夕法尼亚青石作为室外铺路材料被广泛地应用在天井中

2. 空间的内外广泛运用了重蚊木材料，包括环绕私室的木板、私室吧台的台面

3. 白色喷漆石膏板与几个精心挑选的材料完美结合，重复运用，贯穿整个空间，在不喧宾夺主的前提下营造一个洁净、平衡的空间氛围

4. 不锈钢是室内空间的主要金属材料。搁架、厨房和餐具室中的开放式抽屉中均能看见它们的身影。滑石和卡拉拉大理石是主要的石材材料。厨房的台面以滑石为主要材料。另外，可移动窗户将厨房和后院的距离拉近



Dining+Kitchen Plan 餐厅+厨房平面图

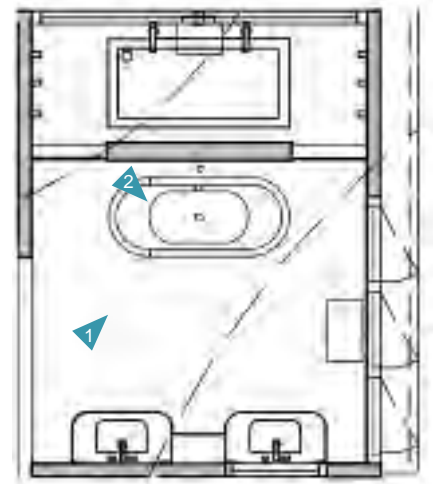



Living Room Plan
客厅平面图



1. The material palette for the exterior of the house is simple as well. White painted wood lap siding is the main material on the exterior of the house. Any exposed metal structure is painted to match, while the two sidewalls at the entry to the house
2. Floor-to-ceiling windows replaced a fireplace and French doors in the rear-facing family room

1. 住宅外部的材料选择同样遵循简约的理念。白色喷漆木料互搭板壁是外部空间的主要材料。所有的裸露金属结构经喷漆之后与通往室内入口的两侧墙壁交相辉映
2. 落地窗户代替了壁炉的位置，后方的落地双扇玻璃门与家庭活动室相对



Master Bathroom Plan
主浴室平面图



1. Upon first impression the original house felt very confined and dark inside, so an important factor in the re-design was to open up the house to let in more light
2. Windows could introduce the outdoor environment into the inside
3. It was important to maintain a balance between the traditional aspects of the original house design and the modern updates that the clients desired, as well as provide a clean backdrop for the clients' extensive art collection. This was accomplished through choosing a simple material palette and by uncluttering the spaces within the house

1. 原有建筑给人的第一印象是空间很狭窄、暗淡，因此，翻新的一个重要因素是令空间更加开敞，加强空间的采光效果
2. 窗户的设置将室外环境引入室内
3. 保持原有建筑基础上的传统角度与客户要求的现代更新模式之间的平衡非常重要，而为客户大量艺术品的收藏提供一个简洁的背景也是设计的重点。简约的材料搭配以及空间内部的干练气息实现了上述目标

24 The organisation of the vertical space 垂直空间的组织



In the structural design of the home space, the staircase styling belongs to the domain of the vertical transportation system. In addition to performing the basic transport functions, the variation of the staircase styling has always been regarded as the principal part of the interior space design. Due to the bigger and bigger scale of modern home space, the new method of vertical migration has been added to the traditional horizontal migration. As a result, the original observing method of watching - from the bottom to the top - has gradually changed. The view point that had been neglected has been attached more importance because of the introduction of the interior stairs.

In this case, the designer's design of the staircase styling and the originality of the skin texture derive from the observation and comprehension the nature


water. The clipper-built structure and the hole design on the surface make people experience the varied effects of light and shadow at different locations when shuttling back and forth on the stairs.

在家居室内结构设计中，楼梯造型属于垂直交通体系的范畴。除满足基本的交通功能之外，楼梯本身的造型变化也经常充当室内空间的造型主体。由于当代家居空间的尺度变得越来越大，因此传统意义上的水平移动方式被逐渐加进了新的垂直移动方式，因此以往人们从下至上的观察方法也在逐渐的发生着变化。由于室内楼梯的引入，人们平时忽略的视点被重新重视起来。

在本案例当中，设计师对楼梯造型以及表皮肌理的创意来源于大自然中对水的观察与理解。通过流线型的组织以及表面的孔洞设计，人们在穿梭其中的过程中由于位置的变化会感受到不同的光影变化效果。


Project name: Uptown Penthouse **Completion date:** 2007 **Location:** Minneapolis USA **Designer:** ALTUS Architecture + Design **Photographer:** Dana Wheelock & ALTUS Architecture + Design **Area:** 250 sqm

项目名称：新达阁楼 竣工日期：2007年 地点：美国，明尼阿波利斯 设计师：ALTUS建筑+设计事务所 摄影师：达纳·威洛克，ALTUS建筑+设计事务所 面积：250平方米



Imagery: With the project's proximity to the Minneapolis Chain of Lake, the concept began with the metaphor of water

意象：由于该项目靠近明尼阿波利斯湖，因此该项目的设计理念以水为主题



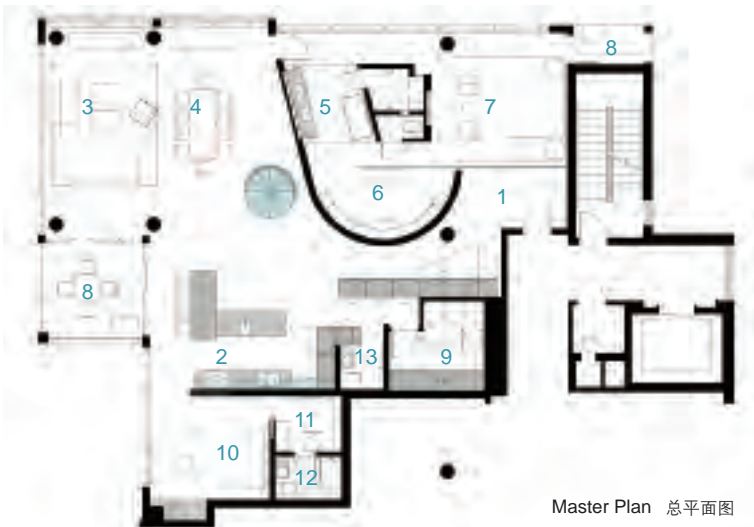
Manipulation: The image was pixelised to create a half-tone pattern reflecting the original water image. The pixelisation yielded circular references consisting of three diameters (3.5", 3" & 2.5")

操作：半色调马赛克图案彰显了独具特色的水流形象。独特的马赛克设计生成了三个直径（8.9厘米，7.6厘米，6.3厘米）的循环使用



Resultant: The pixelated pattern was then overlaid on the flattened stainless steel panel layout shown above. The digital image was then used to instruct the computer guided laser cutting of the stainless steel panels

合成：马赛克图案覆盖在亚光不锈钢平板布置之上。数字图案引导电脑对不锈钢板进行激光切割




Master Plan 总平面图

- | | | | |
|--------------------|-----------------------|---------|------------|
| 1. Entry | 8. Terrace | 1. 入口 | 8. 露台 |
| 2. Kitchen | 9. Laundry | 2. 厨房 | 9. 洗衣室 |
| 3. Living room | 10. Office/guest room | 3. 客厅 | 10. 办公间/客卧 |
| 4. Dining room | 11. Dressing room | 4. 餐厅 | 11. 更衣室 |
| 5. Master bath | 12. Bathroom | 5. 主浴室 | 12. 浴室 |
| 6. Master dressing | 13. Power room | 6. 主更衣室 | 13. 电力室 |
| 7. Master bedroom | | 7. 主卧 | |



1



2



3



1. The concept for the stair began with the metaphor of water as a connection to the chain of city lakes. An image of water was abstracted into a series of pixels that were translated into a series of varying perforations, creating a dynamic pattern cut out of curved stainless steel panels. The result creates a sensory exciting path of movement and light, allowing the user to move up and down through dramatic shadow patterns that change with the position of the sun, transforming the light within the space


2. Detail interior view of spiral stair

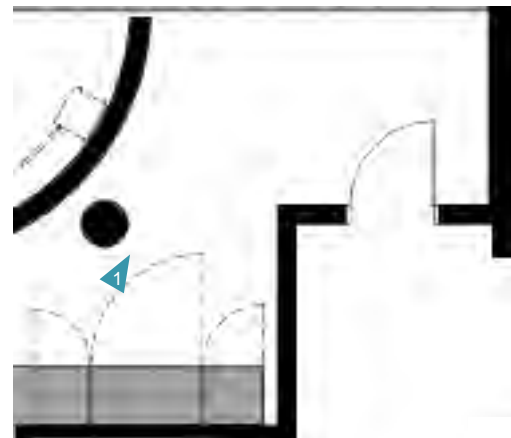

3. Detail view of spiral stair screen

1. 楼梯的设计理念以水为出发点，将建筑与城市湖泊紧紧联系在一起。水流的形象被抽象地设计成一系列像素点，以诠释成一系列变幻万千的穿孔，在弧形不锈钢板材上打造出动感的镂空图案。最终的设计结果是打造一个充满动感和阳光的欢快之路，带领用户在梦幻般的渐变图案中上下穿梭，随着太阳高度的变化，室内空间的图案也随之发生改变

2. 旋转楼梯内部细节设计

3. 旋转楼梯屏细节





Entry Plan
入口平面图




Master Dressing+Master Bedroom Plan
主卧室+主卧平面图



1. Upon entry, a curved wall of white marble dust plaster pulls one into the space and delineates the boundary of the private master suite
2. The master bedroom space is screened from the entry by a translucent glass wall layered with a perforated veil creating optical dynamics and movement. This functions to privatise the master suite, while still allowing light to be filtered through the space to the entry
3. Within the master suite a freestanding Burlington stone bathroom mass creates solidity and privacy while separating the bedroom area from the bath and dressing spaces. The curved wall creates a walk-in dressing space as a fine boutique within the suite. The suspended screen acts as art within the master bedroom while filtering the light from the full height windows which open to the city beyond

1. 接近入口的一个由白色大理石灰泥石膏构成的弧形墙壁探入室内，勾勒出个人主套房的边界
2. 主卧空间经由一个半透明的玻璃墙与入口分隔开来，而玻璃墙上层次化穿孔表面在视觉上为空间增添动感和活泼气息。这一设置既确保了主套房的私密性，同时又将自然光线成功引入室内
3. 在主套房中，一个独立的伯灵顿石浴室在营造牢固和私密之感的同时，巧妙地将卧室从浴室和更衣室分隔出来。弧形墙壁构建了一个步入式试衣间，犹如套房中的一个精致小屋。悬垂的屏风在主卧中扮演艺术品的角色，同时将从城区一侧的全高玻璃窗投射进来的光线进行过滤



Living Room+Dining Room Plan
客厅+餐厅平面图



1. A custom perforated stainless steel shroud surrounds a spiral stair that leads to a roof deck and garden space above, creating a daylit lantern within the centre of the space

2. Designed for a young professional, the space is shaped by distinguishing the private and public realms through sculptural spatial gestures

3. The kitchen is composed of cherry and translucent glass cabinets with stainless steel shelves and countertops creating a progressive, modern backdrop to the interior edge of the living space. Suspended cabinet elements of Australian walnut float opposite the curved white wall and walnut floors lead one into the living room and kitchen spaces

4. The powder room draws light through translucent glass, nestled behind the kitchen. Lines of light within, and suspended from the ceiling extend through the space toward the glass perimeter, defining a graphic counterpoint to the natural light from the perimeter full height glass




1. 特别设计的穿孔不锈钢护罩将一个通往屋顶平台和花园空间的螺旋式楼梯紧紧环绕，在空间的中央打造一个日光灯笼

2. 作为一个年轻的专业人士之家，该空间利用精雕细刻空间形态将私人空间和公共区域鲜明地区分开来

3. 厨房由樱桃木和带有不锈钢搁架的半透明橱柜以及台面，为生活空间的边缘地带构建了一个活泼、现代的背景。悬垂的澳大利亚胡桃木橱柜元素与弧形白色墙壁相对，而胡桃木地板则引领客人进入到客厅和厨房空间

4. 更衣室透过厨房后侧的半透明玻璃将光线引入室内。从天花板上悬垂下来的照明设备贯穿空间一直向玻璃的周围延伸，与穿过全高玻璃投射进来的自然光线交相辉映



25 Protection and decoration 防护与装饰



The aesthetic attribute of the handrail is also crucial in the home design apart from its basic protective functions. It needs to maintain a coordinated and unified relationship with the whole interior style in terms of styling variation, colour scheme and texture contrast.

In this case, the designer makes the patio run through the four-storey space and moreover hopes to create an elegant space which can draw in the exterior view. Designed simply, the handrails are arranged in the linear array, which constitutes a perfect combination with the stairs and the patio while adding a vacant dynamic to the patio space. As the design of the handrail doesn't lead to any block of the environment, the lights penetrated the glass wall spray sufficiently on all the enclosed surfaces.

家居设计中的扶手造型除满足基本的防护功能之外，其自身的审美属性也是非常关键的。从造型变化、色彩搭配、质感对比等方面都需要与室内整体风格保持协调统一。

在本案例当中，设计师将中庭空间贯穿于一层至四层，并希望创造出一个能够引入户外环境的优雅空间。在这个空间中扶手的设计十分简洁，以线性阵列的方式排列，并与楼梯以及中庭空间结合的很完美，于此同时也为中庭空间增添了空灵动感。由于分割空间的扶手的设计没有对环境进行遮挡，因此从玻璃砖墙渗入的光线充分的洒在各个围合的界面上。

Project name: Narrow House **Completion date:** 2010 **Location:** Barcelona, Spain **Designer:** Jordi Antoni Joan Roset, Francesc Solé Durany **Area:** 100 sqm

项目名称：窄楼 竣工日期：2010年 地点：西班牙，巴塞罗那 设计师：霍尔迪·安东尼奥安·罗赛特，弗兰克斯·索勒·杜拉尼 面积：100平方米



Deck Floor Plan 甲板层平面图



Second Floor Plan 二层平面图



First Floor Plan 一层平面图



Attic Floor Plan 阁楼平面图



Lower Plan 底层平面图



Section Plan 剖面图

- | | |
|---------------------|----------------|
| 1. Cinema | 12. Toilet |
| 2. Garage | 13. Gallery |
| 3. Bedroom | 14. Bedroom |
| 4. Bathroom | 15. Dress room |
| 5. Study hall/games | 16. Bathroom |
| 6. Patio/garden | 17. Bedroom |
| 7. Study hall/games | 18. Pool |
| 8. Bedroom | 19. Terrace |
| 9. Bathroom | 20. Laundry |
| 10. Living/dining | 21. Terrace |
| 11. Kitchen | |

- | | |
|------------|---------|
| 1. 电影放映室 | 12. 卫生间 |
| 2. 车库 | 13. 画廊 |
| 3. 卧室 | 14. 卧室 |
| 4. 浴室 | 15. 更衣室 |
| 5. 学习厅/游戏厅 | 16. 浴室 |
| 6. 天井/花园 | 17. 卧室 |
| 7. 学习厅/游戏厅 | 18. 泳池 |
| 8. 卧室 | 19. 露台 |
| 9. 浴室 | 20. 洗衣室 |
| 10. 客厅/餐厅 | 21. 露台 |
| 11. 厨房 | |



1. Designer wanted to create a dwelling space that was able to take advantage of the outdoors while avoiding the stress of the city

2. The form of the stair railing makes the vertical space be more light and simple

3. Materials such as wood, stone, warm paint colours, wallpaper and low ceilings convert the rooms to become comfortable warm living spaces

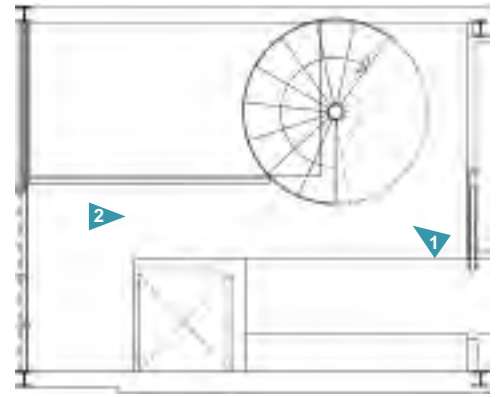
4. The setting of the rail does not affect the transperence of the overall space, but adds a rhythm for the horizinal space

1. 设计师旨在打造一个良好的宜居空间，在摆脱城市喧嚣的同时，充分利用户外景致

2. 楼梯扶手的形式使垂直空间变得轻盈而简约

3. 木材、石材、暖色调涂料、壁纸和低矮的天花板将房间转换成一个舒适、温馨的居住空间

4. 护栏的设置没有影响整体空间的通透性，反而增添了水平空间的韵律



Terrace Plan
露台平面图



1/2. The ideas of the house are very well explained in section and are also reflected in the treatment of materials, which play a very important role

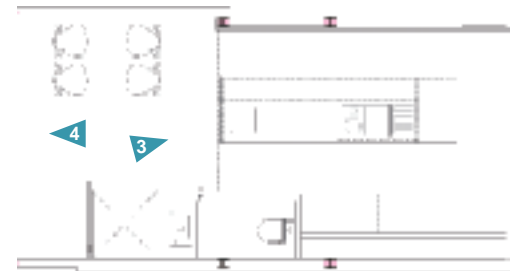
3. The kitchen that's connected with a gallery which can be converted as a terrace during the summer

4. Different rooms are built with large open spaces and communicate amongst themselves in an almost transparent way

1、2. 空间的设计理念在每个区域中得到了完美诠释，同时也体现在材料的运用方面，而材料的运用更是在整个设计中扮演了重要角色

3. 与画廊相通的厨房在夏日可以转变为一个露台

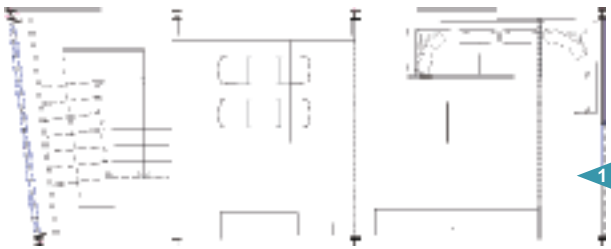
4. 不同的房间配备了宽敞的开放空间，各空间之间以一种近乎透明的方式进行沟通



Kitchen Plan
厨房平面图



1



Living+Dining Plan 客厅+餐厅平面图



2

1. The guardrail has become the transparent enclosure interface of the living room, so as to enhance the fluid visual effect of the overall space
2. The client's requirements were basically the programme needs and the need of daylight. The plot is very narrow and they were worried about it. Catching the light became the most important aspect of the project

1. 护栏成为起居室通透的围合界面，使整体空间的视觉效果更加流畅
2. 客户对光线的要求是整个项目设计的基础。因项目所在地地形较为狭窄，因此，客户对空间的采光心存顾虑。如此一来，光线成为该项目一个最重要的因素

26 The re-creation of the interior space 室内空间的二次创造



The definite division of the home space can only be realised by the full-height partition walls, which can create the introverted spatial quality with a strong sense of closure.

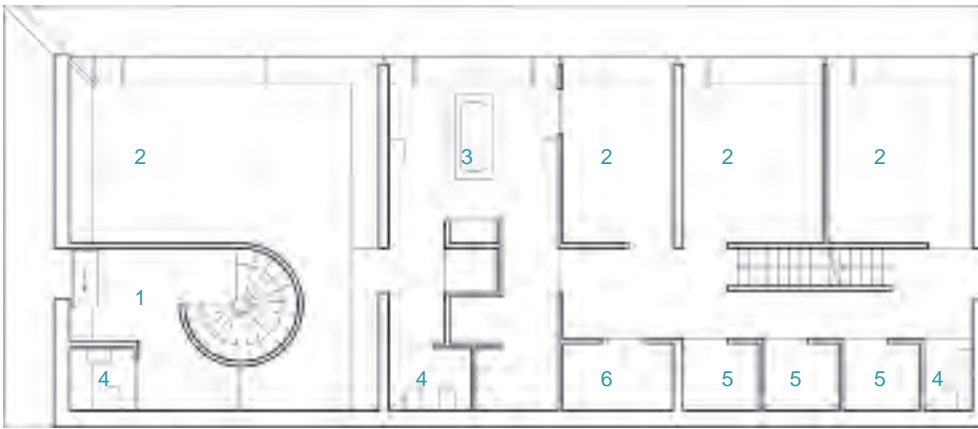
In this case, the designer divides the open interior space into three parts in an orderly way by breaking the routine to integrate the partition wall and the cabinet. Standing over against the kitchen, one can feast his eyes on the natural landscape outside. The design of the full-height partition walls makes no difference to the spatial fluidity.

对家居室内空间的绝对划分方式只有通过通顶的隔墙来实现，通过这种方式能够创造出封闭感很强的内向型空间气质。

在本案例当中，设计师打破常规的将隔墙与橱柜造型结合起来，将开敞的室内空间有序地划分成三部分，并且在正对厨房的位置可以尽情欣赏到户外的自然景观。即使设置了通顶的隔墙也没有影响到空间的流动性。

Project name: SODAE House **Completion date:** 2009 **Location:** Amstelveen, The Netherlands **Designer:** Cristina Ascensão (VMX Architects) **Photographer:** Jeroen Musch **Area:** 500 sqm
Awarded: Nominated for the Amsterdam Architecture Prize 2010

项目名称: SODAE住宅 竣工日期: 2009年 地点: 荷兰, 阿姆斯特丹 设计师: 克里斯蒂娜·艾斯森索 (VMX建筑师事务所) 摄影师: 吉荣·玛什 面积: 500平方米 获奖: 2010年阿姆斯特丹建筑奖提名



First Floor Plan 一层平面图



Second Floor Plan 二层平面图

- | | |
|-----------------|--------|
| 1. Entrance | 1. 入口 |
| 2. Bedroom | 2. 卧室 |
| 3. Bathroom | 3. 浴室 |
| 4. Toilet | 4. 卫生间 |
| 5. Wardrobe | 5. 更衣室 |
| 6. Laundry room | 6. 洗衣室 |
| 7. Living Space | 7. 生活区 |
| 8. Dining space | 8. 餐厅 |
| 9. Kitchen | 9. 厨房 |



1



Living Space Plan 生活区平面图



2



3

1. The deceptively simple form is the product of a creative interpretation of the restrictions imposed by the zoning plan

2. The obligatory chamfered design was intended to result in a traditional Dutch gabled roof. Instead, designer turned this municipal stipulation into a tool for invention. The four sides of the basic volume are sliced in such a way that no two sides are the same. The end result of this subtle strategy is a highly distinctive form, an asymmetrical decahedron

3. Cutting right through this horizontal arrangement is a vertical separation between the parents' and the children's parts of the house. Each zone has its own entrance, stairs and bathroom in a clever interweaving of separate and shared use

1. 貌似简单的形式是对分区规划所施加的限制的一种全新诠释的产物

2. 强迫性倒角的设计本该打造一个传统的荷兰三角形屋顶。相反，设计师却将这个市政规定转变成一个创新工程的工具。基础体量的四边以这种方式进行切分，每一侧各不相同。这一微妙的设计策略最后打造了一个极富特色的不对称十面体形态

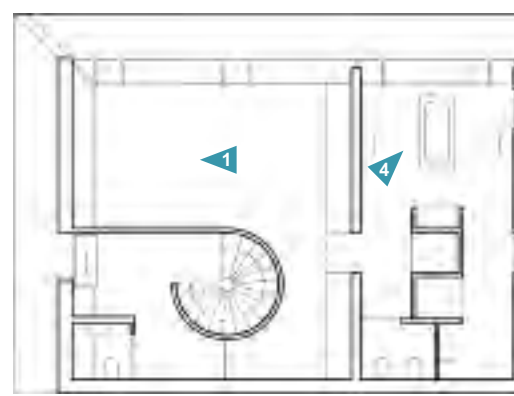
3. 与水平布局进行垂直切分的是介于父母房间与儿童房间的垂直间隔区。每个区域均设置了独立的入口、楼梯和浴室，分隔巧妙，同时衔接自然



1. The living room and kitchen are arranged in a loft-like space on the second floor
2. Inside the volume, each of the three floors has a different aspect. The living areas (eating, playing and working) are on the top floor which has the finest view
3. The sleeping area looks in the opposite direction where privacy is assured
4. The more intimate areas (bedrooms and bathrooms) are situated on the first floor, orientated towards the garden on the backside

1. 客厅和厨房被设置在一个阁楼式空间的二楼
2. 体量的内部，三个楼层风景各异。生活区（就餐、游戏和工作）被设置在顶楼，观赏角度极佳
3. 设在相反方向的卧室在视觉上营造出私密之感
4. 更为私密的区域（卧室和浴室）被设置在一楼，面向后侧的花园





Bedroom Plan
卧室平面图

27 Challenge limitation 对限定的挑战



There are many approaches to the established building structures in comprehensive home space design: it is workable to comply with the arrangement of the whole structure by making them in a visual order; it is also possible to make them live harmony with the whole space by exposing or discovering the building structures in the outstretched methods. The exposed structure, as a component of the whole architecture, stands for the style and the history of the building. In many modern interior design works, the designers choose to retain the original building components rather than disguising them aimlessly. In terms of the home interior design, however, there's more embodiment of individuality than the arrangement of decoration and display, while it is difficult to make any breakthrough in the spatial style. There's less and less structural restrict of this kind since the emergence of the newly developed materials in large scale. The leading style of the interior space composed by materials and structures rather than the additional ornamentation has become the new trend of the home space design.

In this case, the designer starts with design of frame construction of the building so that much design that conflicts with the interior design style is avoid. For instance, the large scale sliding door in the living room makes the space more spacious.

综合家居空间设计中对既定建筑结构的应对，有时可以顺应结构的安排，使其形成一种视觉的秩序；有时可以通过延伸的手法裸露或覆盖建筑的结构使它与整体的空间风格相互协调。室内空间中裸露的结构作为整体建筑的一个构件，代表了建筑的风格和历史，在很多当代室内设计作品中，设计师总是有意的保留原有的建筑构件而非盲目掩盖。然而，就家居室内设计而言，其个性的体现多表现于装饰与陈设的布置，而在空间的样式上有所突破却有很多困难。自从新兴材料的大量涌现以来，这种结构上的制约变得越来越弱，由材料和结构构成室内空间的主导样式而非额外添加装饰成为家居空间设计的新趋势。

在本案例当中，设计师在建筑的框架建造阶段就开始入手设计，因此避免了很多与室内风格相冲突的地方。比如在客厅区域，大尺度的滑动推拉门设计使这一空间区域更加开阔。

Project name: Chalon Residence **Completion date:** 2009 **Location:** Los Angeles, USA **Designer:** Belzberg Architects **Photographer:** Art Gray Photography **Area:** 725 sqm

项目名称：夏龙住宅 竣工日期：2009年 地点：美国，洛杉矶 设计师：Belzberg建筑师事务所 摄影师：格雷艺术工作室 面积：725平方米



First Floor Plan 一层平面图



Second Floor Plan 二层平面图

- | | | | |
|--------------------|---------------------|----------|-----------|
| 1. Entry | 12. Steam room | 1. 入口 | 12. 蒸汽室 |
| 2. Living room | 13. Theatre | 2. 客厅 | 13. 电影放映室 |
| 3. Dining room | 14. Wine cellar | 3. 餐厅 | 14. 葡萄酒窖 |
| 4. Kitchen | 15. Garage | 4. 厨房 | 15. 车库 |
| 5. Pantry | 16. Guest suite | 5. 餐具室 | 16. 客人套房 |
| 6. Family room | 17. Bedroom | 6. 家庭活动室 | 17. 卧室 |
| 7. Laundry | 18. Bathroom | 7. 洗衣室 | 18. 浴室 |
| 8. Maid's quarters | 19. Library | 8. 佣人室 | 19. 图书室 |
| 9. Powder room | 20. Master bedroom | 9. 盥洗室 | 20. 主卧 |
| 10. Gym | 21. Master bathroom | 10. 健身房 | 21. 主浴室 |
| 11. Sauna | 22. Master closet | 11. 桑拿室 | 22. 主密室 |



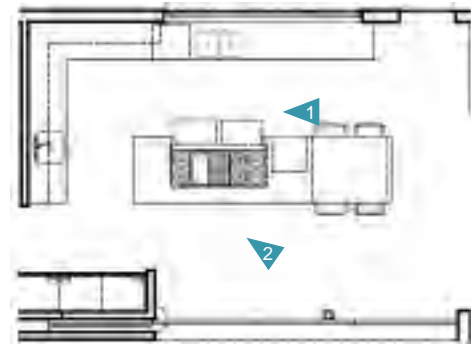
Living Room Plan
客厅平面图

1. Belzberg Architects was brought in to design the house during the framing stage. The design strategy became more about coping with limitation and creating a narrative of space from what was previously defined and unsuccessful. In many respects, Chalon became about solutions rather than statements. The living room benefitted greatly from this bolder intervention by incorporating larger sliding doors

3. The previous incarnation of the structure failed to properly respond to both site and solar considerations. From these moments, a heavy emphasis was placed on opening the space up and out by pocketing doors and recapturing lost views. The layout originally relied on Feng Shui as the primary strategy for circulation and placement and was one which was continued in the final overall scheme

1. Belzberg 建筑师事务所在建筑的框架设计阶段参与到设计之中。设计的策略是应对空间的限制问题，从之前已经界定以及不成功的空间中汲取经验，重新完成对空间的构建。从许多方面来看，该住宅的设计更可以被理解为有关设计的解决方案，而不仅仅是一种陈述。大推拉门在空间中的介入使客厅大为受益

3. 该结构的先前设计未能妥善应对地形以及采光的考虑。从这些角度出发，设计的重点落在了空间的开放以及风景的捕捉之上。空间的布局将风水学原理作为空间流通和布置的主要依据，而这个依据在最后的整体方案中也得到了进一步实施



Kitchen+Dining Plan 厨房+餐厅平面图

1. In all forms, texture became the predominant answer and this theme was carried out at all scales

1. 在所有形式之中，纹理成为空间设计的主要元素，而这个主题贯穿了整个空间的设计始末



Master Bathroom Plan
主浴室平面图



1. The design strategy also directly informed the direction of how conditions were detailed and focus of how materials were treated as finishes

2. Texture became a device that functioned not only as a procedure of layering but as the end result; in other words, texture became both the means and the end

1. 设计战略也直接指明了设计的方向以及材料的处理和运用

2. 纹理可以被看成是一种装置，不仅作为一种分层的过程，同时也可以是最终的结果，换句话说，纹理可成为手段和结果

INTERFACE DESIGN PRINCIPLES

界面设计法则



- 28. The tension of the vision 122
视觉的张力
- 29. Flooring design and functional division 126
地面设计与功能划分
- 30. Route design 128
设计路线
- 31. The transition of the areas 132
场地的过渡
- 32. The tactile experience of walking 136
行走的触觉体验
- 33. Flooring's array of time and space 140
地面的时空序列
- 34. Sinking and rising colours 144
下沉与升腾的颜色
- 35. Perspective patterns 148
透视的图案
- 36. The calm floor 152
沉稳的地面
- 37. The pleasure of fixed pattern of vision 156
视觉定式的愉悦
- 38. The separation and combination of the wall 160
墙面的分隔与组合
- 39. The extension of vision 164
视觉的延伸
- 40. The gradation of the vertical 168
竖向的层次
- 41. The tactile sense of texture 172
引发触摸的质感
- 42. Flowing decorations 176
流动的装饰
- 43. The keynote of space 180
空间的基调
- 44. The continuity of the vision 184
视觉的连续
- 45. The background of space 188
空间的背景
- 46. New echo 192
新的呼应
- 47. The definition of space 196
空间的限定
- 48. The hint of thinking 200
思维的暗示
- 49. The overall coordination 204
全面的协调
- 50. The forgotten interface 208
被遗忘的界面
- 51. The imagination of space 214
空间的假想
- 52. The coordination of colours in the space 218
空间色彩的调和
- 53. New way of the experience 222
体验的新方式
- 54. The coordination of the space's composition 226
空间构图的协调
- 55. The choice of wood 228
木材的选择
- 56. The choice of stone 232
石材的选择
- 57. The choice of metal 236
金属的选择
- 58. The choice of the plain concrete 240
清水混凝土的选择
- 59. The choice of ceramic 244
陶瓷的选择
- 60. The choice of glass 248
玻璃的选择
- 61. The choice of textile 252
织物的选择
- 62. The change of pattern and background 256
图与底的变换
- 63. The alternation of the volume 258
量感的穿插
- 64. The definition of pleasure 262
悦动的限定
- 65. Space magician 266
空间魔术师

28 The tension of the vision 视觉的张力



As people used to observe from the bottom to the top, the floor may be observed more frequently than the other interfaces. Meanwhile, the scale and the shape of the floor also imply the scope and function of the space. In a sense, the floor conveys the fictitious spatial information to people just like a grid and offers different visual experience.

In this case, the designer devises the random patterns with the limestone, unifying the open public area through dynamic colour changes. Moreover, the shape and size comparison of the stone work in concert with the decorative material on the wall, a kind of allusive relationship expressing a visual stretching force.

由于人们习惯的观察方式是由下至上，因此对于地面的观察频率总是高于其他的界面。同时，地面的尺度与形状也暗示着空间区域的范围与功能，从某种意义上来说，地面就如同网格一般向人们传递着虚拟的空间信息并提供着不同的视觉体验。

在本案例当中，设计师用石灰岩石材拼贴成随机的图案，通过跳跃的颜色变化来统一开阔的公共区域，并且其形状与比例与墙面的铺贴材料也形成了呼应的关系，通过这种暗示的关系表达出了一种视觉的张力。

Project name: The Quogue House **Completion date:** 2010 **Location:** Dune Road, Quogue, New York **Designer:** Andi Pepper Interior Design **Photographer:** RAZUMMEDI **Area:** 738 sqm

项目名称: Quogue住宅 竣工日期: 2010年 地点: 美国, 纽约 设计师: 安迪·派顿室内设计工作室 摄影师: RAZUMMEDI工作室 面积: 738平方米




First Floor Plan
一层平面图



Living Room+Kitchen+Dining Plan
客厅+厨房+餐厅平面图

1. The living room was also gutted to allow for two-storey glass facades on both the north and south walls. This afforded an open plan allowing dramatic views of both the ocean and bay from the entrance. The large glass expanse becomes a huge window as well from the upper poolside terrace looking to the Atlantic
2. The living room features limestone flooring, a gas fireplace with leather walls and a dramatic bridge across the two-storey space to the master bedroom
3. An extension of the living room includes the dining area, kitchen and seating area, perched under an overhang



1. 客厅经改造之后在北侧和南侧的墙面上打造了两层高的玻璃立面。这一开放式空间规划成功将美妙的海景和入口处的海湾景致引入室内。宽敞的玻璃扮演了一个大型海景窗口角色，站在泳池上方露台上可以将大西洋的美景尽收眼底
2. 客厅地板以石灰岩为材料，一个燃气壁炉与皮革墙壁和梦幻般的天桥横穿二层空间直通主卧
3. 客厅的延伸部分包括就餐区、厨房和休息区，位于一个悬臂之下

1



2



1. The second floor which overlooks the living room was gutted to accommodate a bar and lounge area looking down on the living room and through to the south water views. The flooring is wenge and the bar features a yellow light panel
2. Pictured here is the second floor seating area with views to the beach and ocean

1. 俯瞰客厅的二楼空间中设置了一个吧台和休息区，面向南侧的水景而设。地板以黑铁木为材料，吧台运用了黄色高光板材
2. 二楼座位区能够将远处的沙滩和海景尽收眼底，无疑是整个空间的一个亮丽的风景



1

1. Master bedroom with wenge flooring, a sculpted wood bed and lacquered cabinets provides both an intimate space and magnificent ocean panorama

2. The master bath with views to the ocean includes a marble sink countertop affixed to a glass wall with a light wall to the right

1. 主卧室中以黑铁木铺地，精雕细刻的木床以及漆柜营造了一个私密的空间氛围，壮观的海洋全景将为人们带来非凡的视觉享受

2. 同样能够欣赏到海景的主浴室中，一个大理石水槽安装在一个玻璃墙之上，与右侧的玻璃窗遥相呼应



2

29 Flooring design and functional division 地面设计与功能划分



In home interior design, the different scales, proportions, and material qualities of the floor pavement imply the diversity and abundance of the spatial functions. Sometimes, the designers use different collage materials to produce distinct transition effect, while the same material is chosen sometimes to demonstrate the effect of contrast and conformity through the variation of the scale and ways of paving.

In this case, the designer chooses wood as the material of the floor pavement to create a comfortable and quiet space ambience, adopting the approach of differentiating the first floor and the second floor rather than making the partial changes. On the first floor, the pavement in vertical moulding combines all the public areas in an arranged order while implying

the directivity of the spatial mobility; the pavement in diagonal lines on the second floor conveys the flexibility and dynamic of the private space.

在家居室内设计中，地面铺装的尺度、比例以及材质的不同暗示了空间功能的多样性与丰富性。有时设计师用不同的材料进行拼贴进而形成鲜明的过渡效果；有时用相同的材料通过尺寸的变化、铺贴方式的变化表达出对比与统一的效果。

在本案例当中，设计师在地面铺装的材料上统一选择了木材来传达出一种舒适而安静的空间氛围，在铺贴的方式上没有进行局部的变化而是将一层与二层整体进行了区分。一层的竖线条铺装方式将各个公共区域有序的连接起来并暗示出空间流动的方向性；二层的斜铺方式传达出私人空间的灵活与动感。

Project name: Zhong Neng Real Estate- Evian Stacked Villa **Completion date:** 2007 **Location:** Chengdu, China **Designer:** Fanghuang, Hong Kong **Photographer:** Wang Jianlin **Area:** 155 sqm

项目名称：中能地产·依云镇叠层别墅示范单位 竣工日期：2007 地点：中国，成都 设计师：香港方黄 摄影师：王剑林 面积：155平方米



The establishment of the style means the recognition of the culture. The floral patterns sofas, simple and elegant walls, the leisure balcony with fragrance of the soil and the silent fireplace create a quiet and cosy atmosphere that gets rid of the bustling citylife. Here, what you'll get will be only the green oasis. The designer aims to employ the beige and white colour to build a warm and pastoralism house

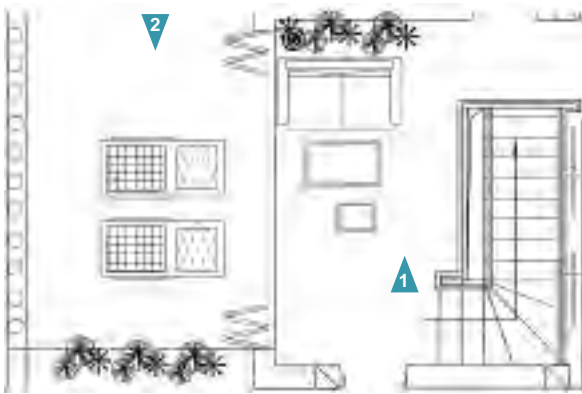
对风格的确立即对文化的认可，鸟语花香的碎花沙发、色彩淡雅的墙面处理，还带着泥土芬芳的休闲阳台，就连壁炉也默然伫立，抛却了尘世的浮华，没有了纷争的困扰，我们在这里得到的只是自己心灵的家园和生活对自己的馈赠。设计师力图用米黄色和白色来构建一个充满田园风格的温馨小筑



First Floor Plan
一层平面图



1



Second Floor Plan 二层平面图



2

1. The arrangement of the terrace helps the owner enjoying leisure time everyday
2. Town of Evian - terrace rest area

1. 露台的布置让人时刻可以享受闲适的生活
2. 露台休息区

30 Route design 设计路线



In home space design, the changes of texture cannot be ignored apart from the quality and scale that need to be taken into account when choosing the material of the floor pavement. This kind of change can not only provide plentiful visual enjoyment but form a strong sense of order and imply the directivity of the space, which is visually effective in changing the size of the space and the human action and psychology.

In this case, the designer chooses French white marble as the material of pavement of the public area. The stone texture with clear vertical lines increases the feeling of depth of the space while implying the walking direction as well.

在家居空间设计中，地面铺装材料的选择除了需要考虑质感与尺度之外，纹理的变化也是不容忽视的内容。这种纹理的变化除了能够提供一种视觉上的丰富外，还可以在有序的组织下形成一种强烈的秩序感，并且传达出空间的方向性，这对改变空间的大小以及人的行为心理都起到直观的效果。

在本案例当中，设计师选择法国白玉大理石作为公共区域的地面铺装材料，这种竖线条明确的石材肌理在增大空间纵深感的同时也暗示出了人的行走方向。

Project name: No.12 Villa **Completion date:** 2010 **Location:** Shanghai, China **Designer:** Zhao Muhuan /Mohen Design International **Photographer:** Zhou Yuxian **Area:** 330 sqm **Main materials:** Cherry wood finishes, French white marble, oxidation Magnesium plate, stainless steel plated black titanium, iron board grilled white paint, mosaic parquet, cork flooring, matt cherry flooring

项目名称：12号别墅 竣工日期：2010年 地点：中国，上海 设计师：牧桓国际设计公司 赵牧桓 摄影师：周宇贤 面积：330平方米 主要材料：樱桃木直纹饰面，法国白玉大理石，氧化镁板，不锈钢镀黑钛，铁板烤白漆，马赛克拼花，软木地板，亚光樱桃木地板



B1 Floor Plan 负一层平面图



First Floor Plan 一层平面图



Second Floor Plan 二层平面图



Third Floor Plan 三层平面图

- 1. Garage
- 2. Study
- 3. Corridor
- 4. Media
- 5. Garden
- 6. Living room
- 7. Dining room
- 8. Kitchen
- 9. Dressing room
- 10. Bedroom
- 11. Leisure area
- 12. Master bedroom
- 13. Master bathroom

- 1. 车库
- 2. 书房
- 3. 走廊
- 4. 多媒体室
- 5. 花园
- 6. 起居室
- 7. 餐厅
- 8. 厨房
- 9. 试衣间
- 10. 卧室
- 11. 休闲区
- 12. 主卧室
- 13. 主卫生间




1. The horizontal texture of the floor is perpendicular to the visual line, which together with the top enhances the sense of layer
2. The straight line of the floor pavement suggests the direction of walking
3. The setting of the ground landscape and fixtures has created a perfect environment for people to stop and appreciate

1. 地面纹理的横向布置与视线垂直，在顶面的配合下增强了空间的层次感
2. 地面铺装直线形式暗示了行走的方向
3. 地面景观与装置作品的设置营造出了供人驻足欣赏的空间环境




Corridor Plan
走廊平面图





Kitchen+Dining Plan
厨房+餐厅平面图



1. The linear floor texture integrates with the composition style of the overall space
2. The floor texture has enhanced the sense of depth and movement

1. 地面纹理的直线条形式与整体空间的构图风格相统一
2. 地面纹理增强了空间的纵深感与流动的体验



Master Bedroom Plan
主卧室平面图




Dressing Room Plan
试衣间平面图



1. The specular reflection together with the metal accessories makes the overall atmosphere be more light
2. The uncontinuous lines of the floor generate a wave-like visual effect and subtly associate with the distant ship devices; the hanging lights with vertical lines become the visual focus of the space

1. 镜面反射与金属配饰使整体空间氛围变得轻盈
2. 地面不连续的线条产生波动的视觉效果，并与远方的船装饰形成微妙的关联，竖线条的吊灯成为空间中的视觉焦点

31 The transition of the areas 场地的过渡



In home space design, the variation and transition of the floor depend on the changes of the spatial function. Different spatial functions have their own area coverage. The connection of these areas can be realised by changing the method of the floor pavement, the floor colour, the material, the scale and proportion as well as the height.

In this case, the designer employs the visual contrast to achieve the transition and change of the floor by subsiding the dining room and the kitchen, which forms a new spatial sequence through the changes of the viewpoint during the process of walking.

在家居空间设计中，地面的变化与过渡往往依据空间功能的转变，不同的空间功能占据着一定面积的区域范围。而连接这些区域的方法有改变地面的铺装方式、改变地面的颜色、改变地面的材料、改变地面的尺度比例以及改变地面的高度等等。

在本案例当中，设计师对地面的过渡变化采取了直观的对比方式，将餐厅与厨房空间整体下沉，通过行走过程中视点的变化形成新的空间序列。

Project name: Parksite **Completion date:** 2009 **Location:** Rotterdam, The Netherlands **Designer:** Doepel Strijkers Architects in collaboration with LEX-Architecten BNA **Photographer:** Maarten Laupman **Area:** 260 sqm

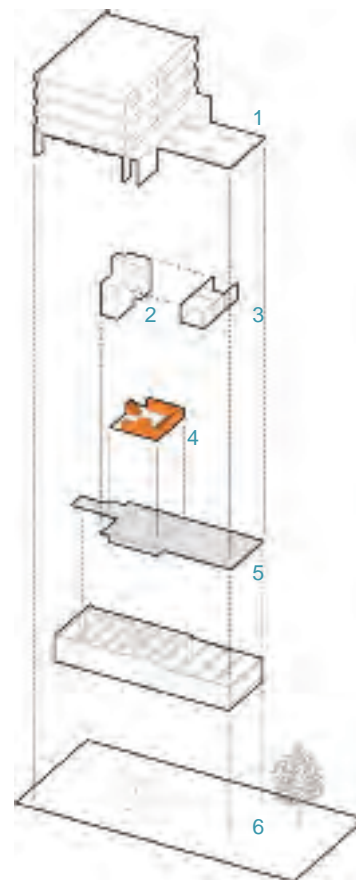
项目名称：园景住宅 竣工日期：2009年 地点：荷兰，鹿特丹 设计师：Doepel Strijkers建筑师事务所，LEX建筑师事务所 摄影师：玛腾·劳普曼 面积：260平方米



First Floor Plan 一层平面图



Section Plan 剖面图



Axonometric Drawing 轴测图

- | | | | |
|------------------|----------------|---------|--------|
| 1. Entrance hall | 5. Storage | 1. 入口大厅 | 5. 仓库 |
| 2. Garage | 6. Scullery | 2. 车库 | 6. 洗涤槽 |
| 3. Dug out | 7. Living room | 3. 地下室 | 7. 客厅 |
| 4. Kitchen | 8. Terrace | 4. 厨房 | 8. 露台 |



Entrance Hall Plan
入口大厅平面图



Living Room Plan
客厅平面图



1. The existing garage is treated as a shell with a new concrete floor with integrated services. This floor flows through the house connecting the large entrance hall on the street side
2. This former ambulance garage in the centre of Rotterdam borders on a secluded park. Replacing the rear wall with a large glass window creates a direct relationship to it
3. The flexibility of the large over dimensioned living room and multitude of different atmospheres in the house make it a liveable space that is being fully exploited by its new inhabitants in a playful manner


1. 现有车库全新构建了一个混凝土地面以及综合服务设施。混凝土地面贯穿整个空间，同时与街道一侧的宽敞入口大厅相衔接
2. 之前的车库坐落于鹿特丹中心，毗邻一个幽静的公园。该项目巧妙地构建了一个宽敞的玻璃窗以取代后墙，在车库和公园之间建立起一个直接的联系
3. 大型客厅的灵活设计以及住宅的多样化氛围为房子的新主人提供了温馨的居住环境，同时唤起其对空间的探索热情



Kitchen+Dining Plan 厨房+餐厅平面图

1. As one moves under the box, views of the park emerge, creating a sequential build up of spaces culminating in the breathtaking view of this green oasis
2. Loose blocks on the staircase form informal chairs or function as tables depending on the situation. The suspended light box functions as a focal point in the movement from the front of the house to the garden
3. Custom-made cupboard, kitchen and stairs finished in bright orange polyurethane, link the dugout to the entrance hall on the street side and the living room on the park side

1. 当人们移至空间的下方，公园的景观即刻显现，绿意盎然的环境将空间进一步延续
2. 楼梯上随意安置的模块可以根据实际情况作为休闲座椅或餐桌。悬垂的灯箱巧妙地扮演了住宅前端至花园之间的视觉焦点角色
3. 特制的柜子、厨房和楼梯表面采用橘色聚氨酯材料，将通往临街一侧入口大厅的地下室和公园一侧的客厅完美衔接



1. Although the intervention seems simple, a number of challenges presented themselves in practice. The entire dugout and suspended light box stand completely free from the existing structure. Nine 20-metre-deep piles prevent the dugout from floating due to the pressure from the ground water. The weight of the light box is transferred through consoles to the concrete construction of the dugout. In order to comply with building regulations an intricate mechanical ventilation system has been implemented in combination with floor heating

2. The dugout in the middle of the building generates height for a second level. A polycarbonate lightbox with integrated LED lights houses the bedrooms and spans the space above the living-kitchen

1. 尽管这种干预看起来很简单，然而，在实际操作中存在着许多挑战。整个地下室和悬垂的灯箱完全脱离原有的建筑结构而存在。9个20米深的柱桩有效地避免了地下室因为地下水的压强而产生浮动。灯箱的重量通过控制台转移到地下室的混凝土结构之上。为了符合建筑的规程，设计师精心打造了一个复杂的机械通风系统以配合地板采暖

2. 建筑物中央的地下室一共分为两层空间。一个聚碳酸酯灯箱与LED灯一同为卧室以及厨房上方的空间提供完美照明

32 The tactile experience of walking 行走的触觉体验



In home space design, the change of the floor material plays a key role in bringing about the tactile experience besides conveying the visual richness. The immediacy of men's feeling when walking makes the changes of the floor material - whether it is thick or thin, concave or convex, cold or hot, a direct reaction in men's sense organs and helps them make judgement about the spatial ambience. So to speak, the changes of the floor texture bear a direct influence on people's space judgement.

In this case, the designer chooses the wood floor as the paving material. The natural timber texture presents distinct undulate changes, on which one can experience the comfort and cosiness of the space. Meanwhile, the arrangement of the artworks enhances the spatial effects.

在家居空间设计中，地面的材质变化除了能够传达出视觉的丰富性以外，对引发触觉的体验也起到至关重要的作用。由于人们行走时感受的直接性，地面材质所传达出的粗与细、凹与凸、冷与热等变化会直接反映到人的感官并对空间的氛围做出判断。可以说，地面的质感变化对人们的空间判断起到直接的影响作用。

在本案例当中，设计师选择木地板作为公共空间的铺装材料，天然的木材纹理在灯光的照射下表现出明显的凹凸变化，当人们行走其上时会体验到空间的舒适与安逸，同时艺术品陈设的布置增强了这种空间效果。

Project name: Penthouse Downtown Montreal **Completion date:** 2010 **Location:** Montreal, Canada **Designer:** Rene Desjardins **Photographer:** André Doyon **Area:** 307 sqm

项目名称：蒙特利尔市中心阁楼 竣工日期：2010年 地点：加拿大，蒙特利尔 设计师：勒内·德斯贾丁斯 摄影师：安德烈·多恩 面积：307平方米



Master Plan 总平面图

- | | | | |
|---------------------|------------------------|----------|---------|
| 1. Children bedroom | 8. Hall | 1. 儿童房 | 8. 大厅 |
| 2. Master bedroom | 9. Entrance | 2. 主卧 | 9. 入口 |
| 3. Bathroom | 10. Little living room | 3. 浴室 | 10. 小客厅 |
| 4. Washroom | 11. Living room | 4. 盥洗室 | 11. 客厅 |
| 5. Walk-in closet | 12. Kitchen | 5. 步入式衣橱 | 12. 厨房 |
| 6. Study | 13. Dining room | 6. 书房 | 13. 餐厅 |
| 7. Master bathroom | 14. Small dining room | 7. 主浴室 | 14. 小餐厅 |



1. The apartment comprises two zones: on one side, the shared areas: the living room, dining room and kitchen as well as a living area/home theatre; and on the other, the private quarters of the client and his son. Detailed work began on the interior envelope, playing with different coatings and colours for the volumes, using whites and shades of grey and brown to create a pared-down, warm environment

2. Each recessed lighting fixture has two spots, multiplying the lighting possibilities with a minimum of means

3. Window treatments received particular attention. Sheets of fabric combining natural fibres with threads of stainless steel—completely invisible when raised—descend from the ceiling at the touch of a button to temper the light and preserve privacy. In order to maintain the spirit of a loft, the structural columns were simply sanded down and painted in the same shades and finishes as the walls

1. 该公寓包括两个区域：一侧是共享区，其中包括客厅、餐厅、厨房以及家庭生活区和家庭影院；另一侧是客户及其儿子的私人空间。室内的覆层材料将细节设计彰显得淋漓尽致，体量的涂层和色彩富于变化，白色和渐变灰色以及棕色的运用营造了一个简约、温馨的环境

2. 每一个嵌入照明装置拥有两盏灯，利用最简约的方法将室内的照明效果进行强化

3. 窗帘的设计十分引人注目。天然纤维与不锈钢螺纹相结合，升高之时隐藏得无影无踪，轻松点击按钮，即刻从天花板上缓缓垂下，对光线进行有效调和，并有效确保空间的隐私。为维持阁楼的精髓，结构廊柱经过简单地打磨，被涂以同样的色调与墙壁遥相呼应



Living Room Plan 客厅平面图



Little Living Room Plan 小客厅平面图



1. The designer suggested a space much like the large contemporary lofts of Manhattan or Los Angeles, a loft that would speak of calm and comfort yet look out over the continually changing showcase of the city. The living area/home theatre adjoining the living room carries over the same natural shades. The wolf on the wall (by Josée Pedneault) provides an unusual and humorous note that sets the tone for this multifunctional room, which also serves as a guestroom

2. The kitchen is very simple yet has a very strong presence. The cabinets feature countertops of charcoal granite quartz and are faced in glass, creating bright surfaces that reflect the cityscape. A door leads to the outdoor terrace, which runs the length of the dining room. The very high ceilings were lowered slightly to accommodate lighting fixtures and conceal the electrical controls for the window coverings

3. As a point of departure, space intended for a corridor to one of the penthouses could now be used to house the mechanical and electrical systems. This meant that the apartment could take the form of a great pure rectangle spanning across the full length of the building, with full-height windows on the North, East and West sides that would provide exceptional natural light. The dining room and the adjoining kitchen are at the far North end of the room. The dining room table is surfaced in solid French walnut with a patinated steel base and can seat ten people



1. 设计师以曼哈顿或洛杉矶大型现代阁楼的设计为例，认为阁楼的设计应该在传达宁静、舒适主题的同时，能够注意城市日新月异的陈列方式。生活区/家庭影院与相连的客厅运用了同样的天然色调。墙面上的狼为空间增添了奇特、幽默的气息，奠定了这一可兼做客房的多功能房间的基调


2. 厨房的设计简约，却极富表现力。橱柜以深灰色花岗岩石英为原料，与玻璃窗遥相呼应，光亮的界面能够将美妙的城市景观进行折射。此外，设计师还精心设计了一道通往室外露台的门，露台沿着餐厅的水平方向而设。高耸的天花板经小幅下调之后为照明装置的安装提供了条件，同时将控制窗帘的电控完美隐藏

3. 作为空间的一个出发点，通往其中一个阁楼的走廊如今被用来安置机械和电气系统。这意味着这个公寓可以采取一个大方的矩形结构，横跨整个建筑。空间的北侧和西侧设置全高玻璃，可以有效加强室内的采光。餐厅及其旁边的厨房位于房间的北端。餐厅中的餐桌表面覆盖了坚固的法国胡桃木材料，基座采用铜绿不锈钢材料，该餐桌可同时容纳十人就餐



Children Bedroom Plan
儿童房平面图

1. The son's quarters are in the style of a boutique hotel that has been handled in an almost austere manner. Mostly charcoal, due to the alcove of the bed and the woodwork on the ample storage units, the room has linen curtains and opaque window coverings that can be closed to provide total darkness. This quarter also has a walk-in closet and a bathroom



2. The bedroom of the master of the house is in a rotunda facing due east. Furnishings include a fluted walnut king-sized bed in a charcoal alcove, a long floating walnut chest and two zebra chairs. The hematite curtains can insulate the room from the outer world. The suite includes two walk-in closets and a master bath that has a very refined feeling, with its heated white Calacatta marble floors, the white granite quartz used on the walls, counters and sink, and two curved alcoves finished in gold-leaf tiles with a floral pattern

3. Surrounded by the sky and the ceaselessly changing light from the city beyond, one has the impression of being in a great airborne vessel that provides passengers with all the warmth of a home, yet the freedom of expansive views

1. 房主儿子的生活区设计犹如一个精品酒店，风格简约、纯粹。大部分空间以深灰色为主，床后的背景墙和宽敞的储藏间的木工制品搭配亚麻窗帘布和不透明窗饰能够营造一个完全黑暗的空间。此外，这一区域中还设置了一个步入式衣橱和一个浴室

2. 主卧坐落于一个面对正东方向的圆形大厅。室内陈设包括一个设置在深灰色凹室中的槽形胡桃木大号睡床，一个狭长的悬浮式胡桃木衣柜以及两个斑马纹座椅。赭石色窗帘成功地将室内环境与室外分隔开来。该套房内包括两个步入式衣橱、一个主浴室。主浴室设计考究，热烈的鱼肚白大理石地板与白色石英花岗岩墙壁、台面和洗涤槽以及两个镶有金箔瓷砖的花形弧形壁龛将空间装点得分外别致

3. 仰望四周的天空，欣赏着远处城市千变万化的灯光，屋内的人们不禁感到自己仿佛置身于一个大型空降船之中，既有如家般的温暖，又能够拥有自由、广阔的视角



33 Flooring's array of time and space 地面的时空序列



The home interior space design belongs to the four-dimensional plastic arts. When moving in the interior space, one may feel the surroundings with his or her own subjective time concept, experiencing constantly the information in the interior space, both substantial and incorporeal. The floor, as the main interface of the interior space enclosure, reflects clearly the change of the time sequence. Moreover, the light and shadow changes on the ground will rejuvenate the invariable space.

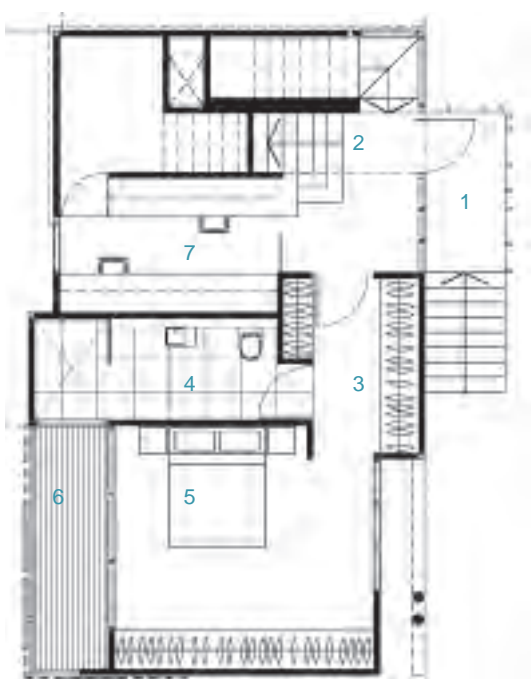
In this case, the designer integrates the living room, the swimming pool and the terrace. When lights come into the room through the grille, the drop shadow makes the open interior space vigorous. The lighting effects that change with time fill the interior space with uncertainty.

家居室内空间设计属于四维的造型艺术，人在室内空间中移动的同时是以个人的主观时间概念来体验周围环境的，在这种时间的变化中，不断的感受室内空间中的实体与虚体等方面的信息。地面作为室内空间围合的主要界面对这种时空序列的变化体现的很明显，尤其是地面的光影变化会使一成不变的空间重新焕发生机。

在本案例当中，设计师将起居空间与泳池和露台整合在一起，当光线照进房间时由格栅形成的阴影效果使开敞的室内环境充满活力并且随着时间的变化光影的效果也随之改变，使室内空间充满着不确定性。

Project name: Stonehawke House **Completion date:** 2008 **Location:** Brisbane, Australia **Designer:** Shawn and Natalie Godwin **Photographer:** Christopher Frederick Jones **Area:** 290 sqm

项目名称: Stonehawke住宅 竣工日期: 2008年 地点: 澳大利亚, 布里斯班 设计师: 肖恩与纳塔莉·戈德温 摄影师: 克里斯托弗·弗雷德里克·琼斯 面积: 290平方米




First Floor Plan 一层平面图

Second Floor Plan 二层平面图

- | | | | |
|-------------------------|--------------|-----------|---------|
| 1. External entry | 11. Dining | 1. 外部入口 | 11. 餐厅 |
| 2. Internal entry foyer | 12. Living | 2. 内部入口门厅 | 12. 客厅 |
| 3. Walk-in robe | 13. Deck1 | 3. 步入式衣橱 | 13. 平台1 |
| 4. Ensuite | 14. Deck2 | 4. 套房 | 14. 平台2 |
| 5. Bedroom1 | 15. Kitchen | 5. 卧室1 | 15. 厨房 |
| 6. Private deck | 16. Rumpus | 6. 私人平台 | 16. 休闲室 |
| 7. Study/sewing room | 17. Bedroom2 | 7. 书房/缝纫室 | 17. 卧室2 |
| 8. Bath | 18. Bedroom3 | 8. 浴室 | 18. 卧室3 |
| 9. Guest | 19. Pool | 9. 客卧 | 19. 游泳池 |
| 10. Laundry | | 10. 洗衣室 | |



Living+Dining+Kitchen Plan
客厅+餐厅+厨房平面图



1. The weaving of light shadow and floor has enhanced the beauty of the sequence in the space
2. Wood textures of the decorative materials go harmoniously with the natural environment
3. Water, wood and light are important decorative elements in the space

1. 光影与地板所产生的交织效果增强了空间序列的美感
2. 木质感的装饰材料与自然环境中相互统一协调
3. 水、木头、光成为空间中重要的装饰元素



1. The blurring high light reflective effects of the floor contrast with the simple and heavy natural environment sharply
2. The reflective effects of the floor have coordinated the style of industrial facilities
3. The texture of the carpet has effectively marked out new functional areas, and soft diffuse effect gives the room a sense of romance and warmth

1. 地面模糊的高光反射效果与自然环境的朴实与厚重形成鲜明的对照
2. 地面的反射效果协调了工业化设施的造型风格
3. 地毯的质感有效的划分出新的功能区域，柔和的漫反射效果使区域内的空间变得浪漫而温馨



Rumpus Plan
休闲室平面图



1



Master Bedroom Plan
主卧室平面图

1. The matte floor together with the decorative materials of the wall creates a warm environment
2. The multiple diffuse effect of the matt ceramic makes the washroom be more warm and quiet

1. 亚光效果的地板与墙面的装饰材料一起创造了温馨的休息环境
2. 亚光陶瓷的多次漫反射效果使洗漱空间的氛围更加柔和而静谧



2

34 Sinking and rising colours 下沉与升腾的颜色



In home interior space design, the floor, as the foundation of the whole environment, provides all the actual and virtual space with a systematic load-bearing platform. Therefore, the chiaroscuro and changes of warm/cold colour of the floor have a great influence on the whole ambience. The cold colour with low brightness gives people a sinking feeling; the warm colour with high brightness supplies people with a rising feeling.

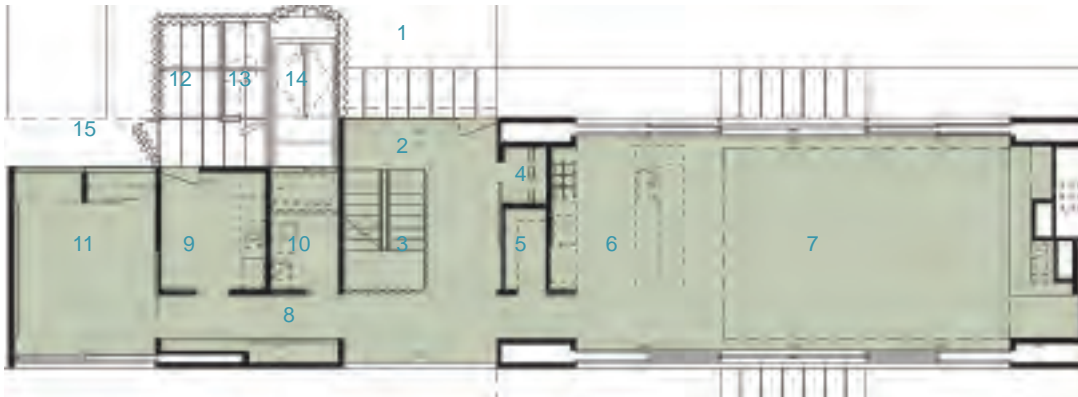
In this case, the designer chooses a set of space tone with a weak colour contrast. Standing out from the surrounding natural environment, the floor in warm colour with high brightness makes the whole space more transparent and lissome.

家居室内空间中的地面作为整体环境的基础为所有的实体与虚体空间提供了一个系统的承载平台，因此其色彩的明暗与冷暖的变化对整体的室内空间氛围有很大的影响。低明度冷色系给人一种下沉的感觉；高明度的暖色系给人一种升腾的感觉。

在本案例当中，设计师为整体空间选择了一组弱对比色系的空间基调。高明度的暖色系地面从周围的自然环境中脱颖而出使整体空间变得更加通透而轻盈。

Project name: Pryor **Completion date:** 2009 **Location:** New York, USA **Designer:** Bates Masi Architects **Photographer:** Bates Masi Architects **Area:** 297 sqm

项目名称：普赖尔住宅 竣工日期：2009年 地点：美国，纽约 设计师：贝茨·玛斯建筑师事务所 摄影师：贝茨·玛斯建筑师事务所 面积：297平方米



First Floor Plan 一层平面图

- | | |
|------------------|--------------------|
| 1. Entry patio | 9. Mudroom |
| 2. Entry hall | 10. Guest bath |
| 3. Stair | 11. Guest room |
| 4. Coat closet | 12. Storage |
| 5. Pantry | 13. Outdoor shower |
| 6. Kitchen | 14. Basement entry |
| 7. Living/dining | 15. Service entry |
| 8. Hall | |

- | | |
|----------|-----------|
| 1. 入口天井 | 9. 湿衣物存放处 |
| 2. 入口大厅 | 10. 客浴 |
| 3. 楼梯 | 11. 客房 |
| 4. 衣橱 | 12. 储藏室 |
| 5. 餐具室 | 13. 室外淋浴室 |
| 6. 厨房 | 14. 地下室入口 |
| 7. 客厅/餐厅 | 15. 设备间入口 |
| 8. 大厅 | |



Second Floor Plan 二层平面图

- | | |
|-------------------|------------------------|
| 1. Stair | 8. Bris soleil |
| 2. Hall | 9. Living/dining below |
| 3. Master bedroom | 10. Linen closet |
| 4. Master bath | 11. Bathroom |
| 5. Master closet | 12. Guest bedroom |
| 6. Shower | 13. Kid's bedroom |
| 7. Balcony | |

- | | |
|--------|------------|
| 1. 楼梯 | 8. 遮阳屏 |
| 2. 大厅 | 9. 客厅/餐厅下方 |
| 3. 主卧 | 10. 衣柜 |
| 4. 主浴室 | 11. 浴室 |
| 5. 主密室 | 12. 客卧 |
| 6. 淋浴间 | 13. 儿童房 |
| 7. 阳台 | |



Living Room+Dining Room Plan 客厅+餐厅平面图

1. Multiple layers of bronzed metal fabric at the clerestory windows in the living area fold and unfold to adjust sunlight for optimal brightness & temperature of the space. These operable architectural elements use the natural environment to create suitable living conditions

2. Large glass doors slide open to the living, dining and kitchen area for a large gathering, a smaller scaled swing door for an occasional guest opens to the centre hall with a view of the ocean, and a sequence of auxiliary spaces-beach equipment area, outdoor shower, sand and mudroom-create a seamless ritual from the daily activities for the family and friends

3. The living area, a double height space with kitchen, dining and living area, has thirty-six feet wide glass doors that pocket into southern and northern walls. When open, the dining room becomes a picnic area and the living room fireplace becomes a campfire

1. 生活区天窗上设置的多层古铜色金属构造，能够折叠或展开以应对空间对光线亮度和温度的调整。这些可操作性强的建筑元素运用自然环境创造出宜居的生活氛围

2. 面向客厅、餐厅和厨房开放的大玻璃拉门为大型聚餐提供了有利条件，一个小型旋转门与中央大厅相同能够带领客人欣赏到美妙的海景，而一系列连续的辅助空间，包括海滩设备区、室外淋浴区、湿衣物存放室为家庭和朋友的日常活动提供了一个完整的服务

3. 在生活区，一个双倍高空间内设置了厨房、餐厅和生活区，10.9米宽的玻璃门探入南端和北端的墙体之中。打开玻璃门，餐厅即刻变成了一个野餐区，而客厅的壁炉也成为了露营的篝火





Lending to the structure's continuity, the house is assembled, rather than built
建筑的结构具有良好的可持续性，可以说该住宅是一个组合体而非构造体



Stair Plan 楼梯平面图



1



2



3

1. With the owner's initial premise of camping, the design and functionality of the house promote a memorable experience for friends and family in the natural environment
2. The house is environmentally friendly in its overall construction and planning with such specifics as geo-thermal heating & cooling, shading & venting systems, solar panels, organic finishes and materials
3. In all living areas and bedrooms, glass doors and insect screens slide in and out from pocket walls, transforming rooms to screened porches or spaces completely open to the landscape

1. 根据房子主人最初提出的露营方案，住宅的设计和功能性为朋友和家庭营造了一个亲近自然的难忘体验
2. 该住宅的整体结构和规划，诸如地热采暖和冷却系统、遮阳及通风系统、太阳能电池板、有机饰面和材料等完全以环保为理念
3. 所有的生活区和卧室中的玻璃门和屏风设计全部采用插入墙体式设计，将所有的房间转变成面向景观开放的屏蔽门廊或空间

35 Perspective patterns 透视的图案



In home space design, the designers seldom employ the graphic design to decorate the flooring. They have gradually kept at a distance with the natural organic forms since the Art Nouveau and have chosen the modern style lines that symbolise the speed instead. Though there may still be some eclecticism styles in some post-modern works, the pattern elements have mostly been abstracted.

In this case, the graphic patterns are applied in an uncommon way in that they are used not only on the wall and the roof, but on the floor. The visually perspective changes make the pattern effect on the floor more lively and agile than that on the wall and the roof. The original idea of the designer is to replace the rigid method of putting together all the decorative elements with a flowing decorative style

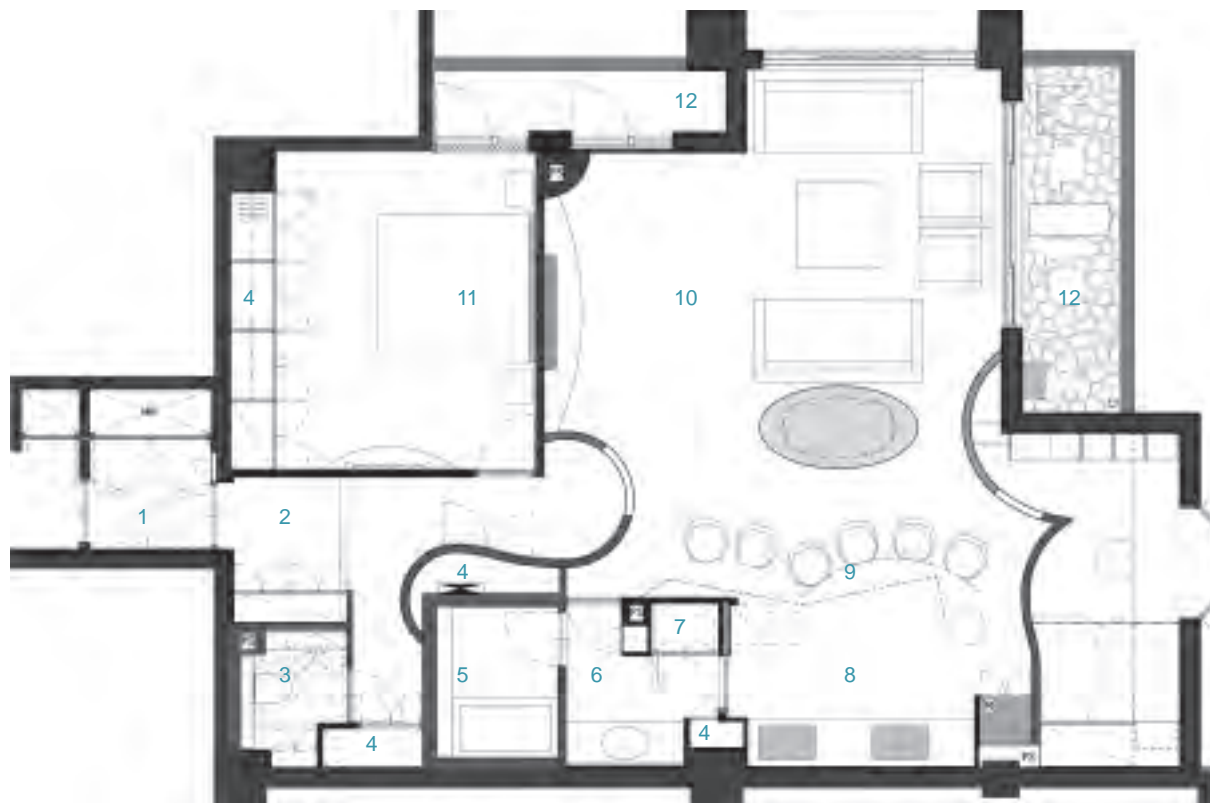
by breaking through the traditional home space design concept.

家居空间设计中地面的图案设计很少被设计师采用，自从新艺术运动之后设计师们与自然有机的形式渐渐疏远，取而代之的是现代主义风格的代表速度的线条。虽然在有些后现代作品中仍可以看到一些折中主义的风格，但是图案化的元素大多被抽象化了。

在本案例当中，图案的运用方式极为罕见，除运用在墙面与顶面之外，地面也被装饰上了图案。由于视觉上的透视变化，使地面上的图案效果比墙面和顶面更加生动而灵活。设计师的初衷是想打破传统意义上对家居空间设计的概念，用一种流动的装饰风格取代机械的装饰元素的拼凑。

Project name: River Island **Completion date:** 2010 **Location:** Tokyo, Japan **Designer:** Yusaku Kaneshiro, Hiromi Sato **Photographer:** Masahiro Ishibashi **Area:** 100 sqm

项目名称：河心之岛 竣工日期：2010年 地点：日本，东京 设计师：金城有作，佐藤裕美 摄影师：正弘石桥 面积：100平方米

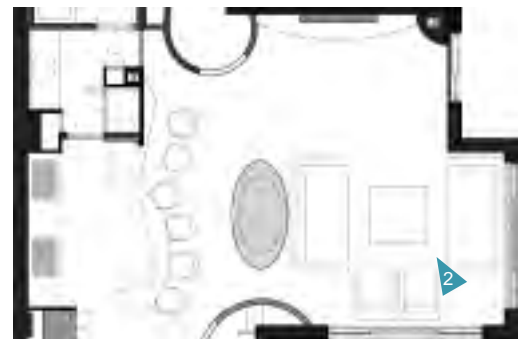


Master Plan 总平面图

- | | | | |
|------------------|--------------------|---------|--------|
| 1. Entrance mat | 7. Washing machine | 1. 入口门垫 | 7. 洗衣机 |
| 2. Entrance | 8. Kitchen | 2. 入口 | 8. 厨房 |
| 3. Bathroom | 9. Counter table | 3. 浴室 | 9. 操作台 |
| 4. Closet | 10. Living room | 4. 议事室 | 10. 客厅 |
| 5. Bathroom | 11. Bedroom | 5. 浴室 | 11. 卧室 |
| 6. Dressing room | 12. Veranda | 6. 更衣室 | 12. 游廊 |



Entrance Plan
入口平面图



Living Room Plan
客厅平面图

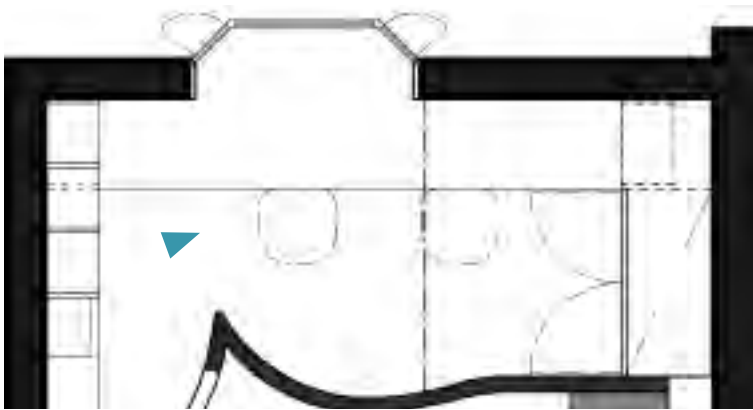


2. The private space giving up the concept of "residence" is a decorative space with a gallery-style sense that is an aggregate of forms but combines them together with curves for de-emphasis of themselves

3. Furniture, lighting of the chandelier objects, and wallpaper colour coordination are the elements that complement respective forms and give well-balanced mutual emphasis

2. 脱离了“居住”概念的私人空间是一种充满画廊气息的装饰空间，是一个多种形态的集合体，但同时也将这些形态与曲线相结合，借以突出各自的特点

3. 家具、枝形吊灯以及彩色墙纸都是补充各自形态的元素，同时在彼此间建立起均衡的联系



Closet Plan
会议室平面图

1. The exaggerated colours and patterns have greatly enriched this small space
2. The patterns on the floor have made the space be more compacted and cohesive

1. 夸张的色彩与图案使狭小的空间变得丰富
2. 地面的图案使空间具有向心力



36 The calm floor 沉稳的地面



The flooring, as the compositive load-bearing interface, keeps a coordinative composition relationship with the others and furnishing items, which is not only limited to the constitutive relations of the planes but also a harmonious contrast relationship in shape, colour and texture whether from the close-range, medium-range or the long-range perspective.

In this case, the black ground implies a strong weight sense while forming a sharp contrast with the exposed concrete partition wall, the brunet home furnishing and the geometric space modelling.

地面作为家居室内空间中综合的承载界面与其他界面以及陈设物品保持着一种协调的构图关系。这种构图关系不仅仅局限在平面的构成关系上，而且在近景、中景、远景上同时保持着一种在造型、色彩、质感上和谐的对比关系。

在本案例当中，黑色的地面体现出很强的重量感，并与清水混凝土隔墙、深色的家居陈设、几何化的空间造型形成鲜明的对比。

Project name: Benlaw House **Completion date:** 2010 **Location:** Kuching, Malaysia **Designer:** Design Network Architects **Photographer:** Design Network Architects **Area:** 207 sqm

项目名称: Benlaw住宅 竣工日期: 2010年 地点: 马来西亚, 古晋 设计师: 设计网络设计师事务所 摄影师: 设计网络设计师事务所 面积: 207平方米



Master Plan 总平面图

- | | | | |
|-------------------|-----------------|-----------|----------|
| 1. Car porch | 7. Guest room | 1. 停车门廊 | 7. 客房 |
| 2. Entrance lobby | 8. Utility room | 2. 入口大厅 | 8. 杂物间 |
| 3. Living room | 9. Water closet | 3. 客厅 | 9. 盥洗室 |
| 4. Dining | 10. Wet kitchen | 4. 餐厅 | 10. 湿厨房 |
| 5. Dry kitchen | 11. Timber deck | 5. 干厨房 | 11. 木质平台 |
| 6. Family hall | 12. Powder room | 6. 家庭活动大厅 | 12. 化妆间 |



1. All the living spaces are then oriented outward to take advantage of the open gardens and water features (and unfortunately also the western sun). As a result of which, screening devices and landscaping are incorporated to create secondary layering screen walls on the ground, to filter sunlight and provide additional privacy
2. The heighten interplay of opposites, the textural against the smooth surfaces, the minimal finish of the white washed rendered wall against the robust concrete shear wall in the living room and the heavy duty black-coated flooring contributes to a subtle consistency of elegant richness and sophistication that comes from refined simplicity
3. Water features provide visual relief and act as an interface for the living space to transit into the garden lawns
4. The house is also raised up higher to restrict view into the living spaces from passersby



1. 所有的生活空间均面向室外开放，巧妙利用开放式花园和水景（很遗憾是西晒的太阳）的优势。因此，屏蔽设备和景观结合在一起在地面上建立二级分层屏幕墙，有效过滤阳光和确保空间的私密性
2. 空间中尽情演绎对立的视觉效果，粗糙与光滑界面之间的对比、客厅中简约白色粉刷墙与粗糙的混凝土剪力墙之间的对比，厚重的黑色涂漆地板为精致简约的空间增添一种微妙的优雅之感
3. 怡人的水景令人心神宁静，同时也是生活区向花园草坪过渡的一个界面
4. 此外，该建筑考虑到室外行人的因素，地基被抬高，以确保生活空间的私密性

Entrance Lobby+Living Room Plan

入口大厅+客厅平面图

1



2





Dining+Dry Kitchen+Family Hall+Wet Kitchen
+Timber Deck Plan
餐厅+干厨房+家庭活动大厅+湿厨房+木质平台平面图

1. The spaces are planned around two voids, created over the main lobby entrance and the dining halls, open and sequential, the social spaces
2. Living/dining/family flow into one another gracefully and spills out into the garden lawn and timber decking
3. The architectural treatment of the first floor is generally solid and more enclosed with large opening placed selectively to capture views while the ground floor is more transparent and open with large glazing all round, maximising on the fluidity between the inside and outside
4. The clients coordinated much of the construction hands on and were involved in the final fitting out of the interior design with the diligent help of the contractor on site. And as you probably guessed, they did the kitchen installation
5. Finishes are pare down and worked on with only a minimal palette. The honest expression of materials and even sometimes, the crudeness of the constructional workmanship are deliberately highlighted. The chipped edges, the scars on the walls, the unfinished floor with the slight dent are tolerated and incorporated in as part of the design as if intentional

1. 空间围绕两个节点间而设计，大厅入口和餐厅的上方是开放、连续的公共空间
2. 客厅、餐厅、家庭活动室衔接自然，与室外的花园草坪和木质平台相连
3. 二楼的建筑设计较为立体，利用大型开窗进行封闭，对室外景致的捕捉具有选择性；而与之相比，一楼则较为通透和开放，四周开阔的玻璃窗尽可能地加强室内外空间的流动
4. 客户参与了住宅构建的大部分流程，同时也与承包商在现场参与到最后的装修工作。正如您可能已经猜到的，是他们自己安装了厨房装置
5. 表面并没有作过多的处理，色彩也比较单一。空间设计突出材料的实用性以及时而刻意显露出施工工艺的粗陋。缺口边缘、墙壁上的划痕、带有轻微凹陷的未抛光地板在这里也似乎得到了允许，仿佛是蓄意设计的构成部分

37 The pleasure of fixed pattern of vision 视觉定式的愉悦



In home interior space design, the wall, as the principal part of the enclosure interface, can endow people with a stable feeling of being enclosed. The observational habituation of people lead them to focus more of their attentions on the shape, colour and texture of the wall, as a result, the visual effects of the wall play a significant role in influencing the whole spatial ambience. Modern interior design tends to pay more attention to the relationship between the structure, the scale and the proportion with less concentration on the detail design. The image of the wall needs to be taken into consideration with the overall composition of the space.

In this case, the material chosen for the wall with simple design keeps coordinative with the scale and proportion of the whole space, thus enjoying a

distinct sense of space. The colour and the shape of the wall have undergone the complanation and merged into the whole environment.

在家居室内空间设计中，墙面属于围合界面中的主体，给人以稳定的包围感，由于人们视觉观察的习惯性往往更多关注的是墙面的形状、色彩与质感，因此墙面的视觉效果对整体的空间氛围的影响起到重要的作用。现代室内设计趋势更多的是关注界面的构造、尺度与比例之间的关系，而很少关注于细节的装饰，对于墙面的形象来说，需要与空间的整体构图关系一同进行考虑。

在本案例当中，墙面的设计十分简洁，在材料的选择上与整体的尺度和比例相协调，空间感明显。墙面的色彩与造型效果被平面化并融入到整体的环境当中。

Project name: ViGi House **Completion date:** 2010 **Location:** Villa Gading Indah, Kelapa Gading, Jakarta, Indonesia **Designer:** Edy Hartono, Edha Architects **Photographer:** Fernando Gomulya from Techtography **Area:** 378 sqm

项目名称: ViGi住宅 竣工日期: 2010年 地点: 印度尼西亚, 雅加达 设计师: 伊迪·哈托诺 / 伊迪·哈建筑师事务所 摄影师: 费尔南多·戈姆尔雅/ Techtography工作室 面积: 378平方米



Second Floor Plan 二层平面图

- | | |
|-----------------------------------|------------|
| 1. Living room | 1. 客厅 |
| 2. Dining space | 2. 餐厅 |
| 3. Study room | 3. 书房 |
| 4. Sub-bedroom/servant's bed room | 4. 副卧/佣人卧室 |



1



2

1. Beside the opening to the common carp pond and the backyard, there's also an opening to the void and living room. This creates a harmony sustainability of architectural language

2. In the study room, there is transparent and flexible folding door. So that when it's opened, giving such wider area impression and unified between the study room itself, the corridor, and the foyer

1. 空间内除了一条通往鲤鱼池塘和后院的通道之外，还设置了一条通往闲置空间和客厅的通道。这种设计手法有效创建了一个和谐的可持续发展建筑语言

2. 书房中设置了一个透明、灵活的折叠门。所以，当其被打开时，空间可以立刻变得宽敞，同时将书房之间的走廊和门厅统一起来





Living Room+Dining Space Plan
客厅+餐厅平面图



1. The unified area could also be found between the living room, pantry and the dining room which oriented to the backyard and the common carp pond
2. Using glass as material for the floor in the dining room and pantry area, to create interactions between the dry garden and mini bar area below
3. With the skylight along the dining room to the living room, plus the maximum openings, these all create shading to the interior organisation of the living room. And also with the existence of the simple architectural detail at the common carp pond, all of them present a very well integrated space composition and creating a comprehensive architectural dialogue which result richness of space visual aesthetic
4. Sensation of movement, both horizontally and vertically, is felt because of the dynamism as the result of that interaction

1. 这种统一的区域也包括客厅与餐具室和餐厅，它们面向后院和鲤鱼塘而设
2. 餐厅和餐具室的地板巧妙运用玻璃材料，在干式花园及其下方的小型吧台之间建立起互动
3. 餐厅通往客厅之间设置的天窗与开阔的开口一同为客厅内空间组织创建了明暗效果。此外，鲤鱼池的设计也体现了简约建筑的细节所在，这些设置展现了一个很好的整合空间结构，同时也创建了一个全面的建筑对话，打造出丰富的空间视觉美感
4. 空间内水平方向和垂直地带的相互作用，营造出一种永恒的动感之美

38 The segmentation and combination of the wall 墙面的分隔与组合



In home interior space design, the segmentation and combination of the wall is mainly to meet the requirements of the space subdivision besides satisfying the demand of the formal composition. The classic separation ratio will enhance the space hierarchy and the visual joyfulness.

In this case, the designer, successfully combining modern design technique with Chinese traditional culture, makes consolidated improvement to the traditional living environment and style and the decorative material, especially in the living room where the designer designs the enclosed wall above the patio as a bookshelf. The decorative sign with a strong cultural sense demonstrates successfully the spatial ambience and the client's taste.

在家居室内空间中，墙面的分隔与组合除了形式上的构图需要以外，最主要的是为了满足空间划分的需要。经典的分隔比例会增加空间的层次以及视觉的愉悦感。

在本案例当中，设计师成功的将现代设计的手法与中国的传统文化相结合，并且在作品中对传统的生活环境样式以及装饰材料做了统一的改进，尤其在起居空间中，设计师将中庭上方的围合墙面设计成书架的样式，这种文化性很强的装饰符号成功的体现出了空间的氛围以及业主的品位。

Project name: Villa No.10 **Completion date:** 2010 **Location:** Shanghai, China **Designer:** MoHen Design International/Hank M.Chao **Photographer:** MoHen Design International/ Maoder Chou **Area:** 430 sqm **Materials:** marble, cassia siamea, oak, stone, silver foil, iron, stainless steel, pearl board

项目名称: 10号别墅 竣工日期: 2010年 地点: 中国, 上海 设计师: 牧恒国际设计公司/赵牧恒 摄影师: 牧恒国际设计公司/周宇贤 面积: 430平方米 材料: 大理石, 铁刀木, 橡木, 石材, 银箔, 铁, 不锈钢, 珍珠板



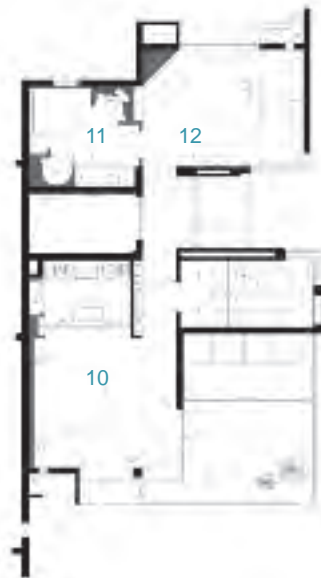
B1 Floor Plan
负一层平面图



First Floor Plan
一层平面图



Second Floor Plan
二层平面图



Third Floor Plan
三层平面图

- | | | | |
|----------------|---------------------|----------|---------|
| 1. Garage | 7. Kitchen | 1. 车库 | 7. 厨房 |
| 2. Media room | 8. Dining room | 2. 媒体室 | 8. 餐厅 |
| 3. Family room | 9. Bedroom2 | 3. 家庭活动室 | 9. 卧室2 |
| 4. Living room | 10. Master bathroom | 4. 客厅 | 10. 主浴室 |
| 5. Garden | 11. Study room | 5. 花园 | 11. 书房 |
| 6. Bedroom1 | 12. Master bedroom | 6. 卧室1 | 12. 主卧 |



1. The bealock-like wall makes the space be more spacious
2. The decorative mirror at the corner of wall visually enhances the deep sense of the space
3. As to the living room, designer brought in the concept of "a depository of Buddhist texts", not only designer made something in the high ceiling, some bookshelves in between the mezzanine section, and the overlap of the bridge as a way to connect the docking space. The living room is also leading into some kind of knowledge environment
4. From a logical and historical point of view, designer has always been very curious about what kind of thing exactly should be from Chinese style to the current 21st century. Of course, some of the old Chinese styles are not comfortable, materials are not durable, and some of other weak points should be totally avoided or modified for sure. On the contrary, there are always some inherent characteristics of Chinese style, the depth and level of landscaping on certain spaces, and the use of simple repetition on elements. These advantages should be retained or even further enhanced. Based on this logic structure, it becomes the fundamental design concepts and principles for this villa project

1. 墙面的垭口造型使空间效果变得开敞
2. 墙角的镜面装饰加大了视觉的景深
3. 在客厅的设计中，设计师引入了“藏经阁”的概念，不仅在高耸的天花板上做足功夫，同时还在夹层部分设置了书架，天桥之间的重叠部分成为连接对接空间的一个通道。独特的客厅设计为空间增添了儒雅的书卷气息
4. 从逻辑和历史角度来看，设计师十分关注中国风和21世纪的风格设计。当然，并不是所有的中国古老元素都完美无瑕，因为有时一些材料并不耐久，其他的一些薄弱环节在设计中也需要避免或重新修整。然而，中国风格中也蕴含了很多独一无二的特性，例如景观在特定环境下的景深和层次之感，元素的简单重复利用等。这些优势应该得到保留和弘扬。在该别墅项目中，这样的逻辑结构应该成为设计概念的基础和原则



Living Room Plan
客厅平面图



Media Room Plan
媒体室平面图

1. It is better to open up the space of bar and wine cellar for more layering feeling and won't appear to be narrow
2. The function of the basement is mainly to meet the master's needs for entertainment
3. A large living room combines its possession of liquor and goods and receiving functions
4. The other side of the master bedroom is master's internal study room which directly connecting to the master bathroom

1. 打开酒吧和酒窖空间能够营造一种更好的层次感，在视觉上令空间更为宽敞
2. 地下室的设计主要是为了满足主人娱乐活动的需要
3. 开阔的客厅内汇集了主人的名酒和商品收藏，扮演收纳展示的功能
4. 主卧室的另一侧是主人的自用书房，与主浴室直接相通




Study Room Plan
书房平面图



1. For the background of the master bed designer used shell plate positioning to emphasise its own specificity
2. Designer decorated the entrance of the changing room with the Carp Traditional Chinese painting to make a dull door into an opaque paint

1. 主卧室中睡床的背景以贝壳板为原料，旨在突出其自身的特殊性
2. 设计师利用传统的锦鲤图画装点更衣室的入口，将一个厚重的门转变成一个不透明的涂漆门，为空间增添些许活力



Master Bedroom Plan
主卧平面图

39 The extension of vision 视觉的延伸



In home interior space design, designers' concepts may sometimes be subject to many limits, namely, the structure of the building, the clients' requirements and the budget. Even so, to avoid or cope with these restrictions, the designers are always able to find one or several proper approaches, among which the most typical example is the breakthrough in wall design that indicates clearly the designers' appeal. The wall, as the leading enclosure interface, assumes lots of integrated specialities. The directivity of the wall represents directly the mobility of the space.

In this case, the designer builds a set of mobile spaces for the client, a fashion designer. All the spaces from the workroom at the entrance to the master bedroom are full of the flowing curve elements. The changing curve geometry of the wall

shows people clearly the directions and reflects visually the living condition of the client.

在家居室内空间设计的过程当中，设计师往往会受到许多既定的局限，比如说建筑的构造、业主的定位、预算的多少等等，即便如此设计师总能找到一种或几种恰当的方式来回避或应对这些制约。其中对墙面设计概念的突破很好的表明了设计师的这种诉求。作为室内空间中最主要的围合界面，墙体承担了许多综合性的特质，由于人们的视点经常发生变化，因此墙面的方向性直接代表了空间的流动性。

在本案例当中，设计师为服装设计业主建造了一组流动的空间场所，从入口的工作室空间到主卧室空间都充满了流动的曲线元素，通过墙面的曲线造型变化为人们提供了明确的方向指引效果，并且直观的反映出业主的生活状态。

Project name: Private Apartment - New Westgate Garden **Completion date:** 2010 **Location:** Shanghai, China **Designer:** Dariel and Arfeuillere – A Lime 388 Company **Photographer:** Tristan Chapuis **Area:** 150 sqm

项目名称：私人公寓 - 老西门新苑 竣工日期：2010年 地点：中国，上海 设计师：Dariel and Arfeuillere – A Lime 388 Company 摄影师：特里斯坦·查普伊斯 面积：150平方米



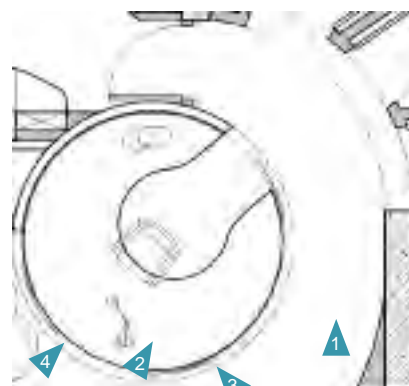
Master Plan 总平面图

- | | | | |
|-------------------|---------------|--------|---------|
| 1. Master bedroom | 8. Corridor | 1. 主卧 | 8. 走廊 |
| 2. Toilet | 9. Closet | 2. 卫生间 | 9. 壁橱 |
| 3. Toilet | 10. Vestibule | 3. 卫生间 | 10. 前庭 |
| 4. Guest bedroom | 11. Bar area | 4. 客卧 | 11. 吧台区 |
| 5. Dining room | 12. Kitchen | 5. 餐厅 | 12. 厨房 |
| 6. Living room | 13. Work room | 6. 客厅 | 13. 工作室 |
| 7. Studio | | 7. 工作室 | |



1. The corridor organised around a central working area highlights the space and reminds the creativity of its inhabitant. Curves and soft lines convey elegance and poesy while large black and white stripes give a vivid POP feeling
2. For this apartment, the designers had to consider the personality and the needs, personal as well as professional, of their client, a fashion designer
3. This room is one of the key innovations of the designers for which they created a round and transparent space made of a special glass and a curved glossy working table following perfectly the shape of the cover
4. The study area allows the hostess to stay connected with the rest of the apartment while offering her a private nest to concentrate on her work

1. 围绕一个中央工作区设置的走廊在突出空间的同时，令人自然联想起其主人的创造力。曲线和柔和的线条完美地传达出优雅和诗情画意之感，而宽大的黑色和白色条纹则营造了一种生动的流行音乐之美感
2. 在公寓的设计过程中，设计师对房子主人的特殊身份——时装设计师以及其对空间的要求进行了充分参考
3. 这个房间是设计师创新的一个亮点所在，根据天花板的形态，设计师巧妙地构建了一个特殊的圆形透明玻璃空间以及一个流线型高光工作台
4. 书房在与公寓的其他空间完美衔接的同时，也为房子的女主人提供了一个理想的工作环境



Corridor+Studio Plan
走廊+工作室平面图



1. The living room designed to be the heart of the apartment is built upon two communicating spaces. While the first part is a classy and romantic reception the other space displays a futuristic transparent study created so that the hostess could have her own working area without dedicating a separate and closed room to it

2. Everything from the materials they used to the tailored furniture perfectly oozes style and charm

3. Overall the designers have played between the elegance of black and white elements and a romantic usage of pink to match the client personality

4. In the reception area a series of black and white pieces of furniture such as the over length leather sofa, the white lacquered ellipse table and its matching chairs are creating an atmosphere of luxury and romance

5. The pieces are echoing to the black and white striped arc shaped background wall and a matching printed cow rug to bring class and elegance to the entire space

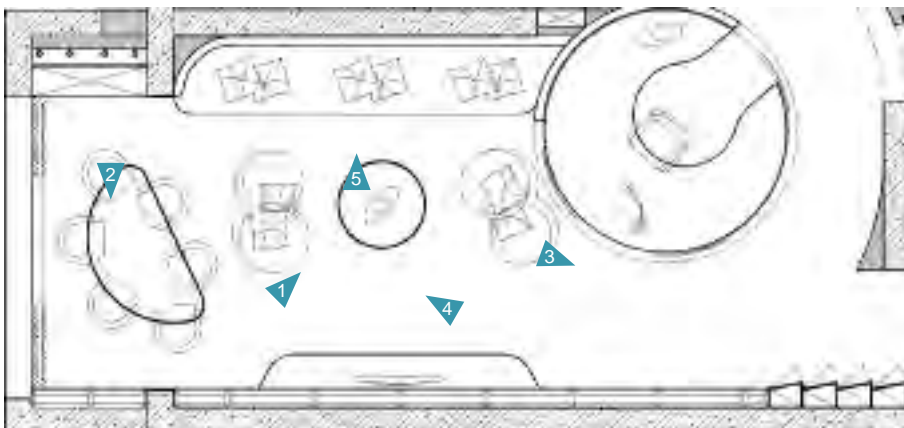
1. 作为公寓核心的客厅包括两个交流空间。第一个空间是一个经典而浪漫的接待区；另一个空间展示了一个未来派的透明书房空间，因此，房间的女主人可以在一个相对独立同时与其他空间保持衔接的环境下工作

2. 设计师为陈设所选用的每一种材料都散发着独特的魅力与气息

3. 黑白元素的巧妙搭配贯穿整个空间，营造高雅、尊贵之感，而浪漫的粉色更能够符合客户的气质

4. 在接待处，一系列黑白搭配的家具、超长皮革沙发、白色喷漆椭圆形桌子以及配套座椅共同演绎出奢华、浪漫之感

5. 该空间内的所有陈设都与黑白条纹背景墙形成完美的统一体，同时与奶牛图案印花地毯交相辉映，为整个空间带来经典、高雅之感



Living Room+Dining Room Plan 客厅+餐厅平面图



Master Bedroom Plan
主卧室平面图

1. Butterflies that can also be found on the cushions of the living room sofa are the best symbol of the owner personality. Their romantic and feminine feeling is the key inspiration for this utmost private space that is the main bedroom
2. Everything from the soft touch of the carpet, the vivid pink and the round bed and bathtub are a deliberate tribute to air, lightness and poesy. A game of curves and colours from the dresser to the washroom mirror contribute to the magic feeling of the space

1. 客厅沙发靠垫上的蝴蝶图案是代表主人个性的最佳标志。它们浪漫和柔美的感觉是这个作为主卧的私人空间的一个关键点
2. 空间内地毯的柔软触感、生动的粉红色、圆形的睡床和浴缸等处彰显出通透、光亮和诗情画意之感。曲线和色彩的完美搭配贯穿这一空间，从梳妆台到更衣室中的镜面，为空间增添无限魔力气息

40 The gradation of the vertical 竖向的层次



In home interior space design, the wall and the large furnishings enrich the vertical space dimension. The shape of the wall changes with the space changes and unifies with the space unification. The elements such as the shape, scale, colour and texture are all important means to enrich the wall hierarchy.

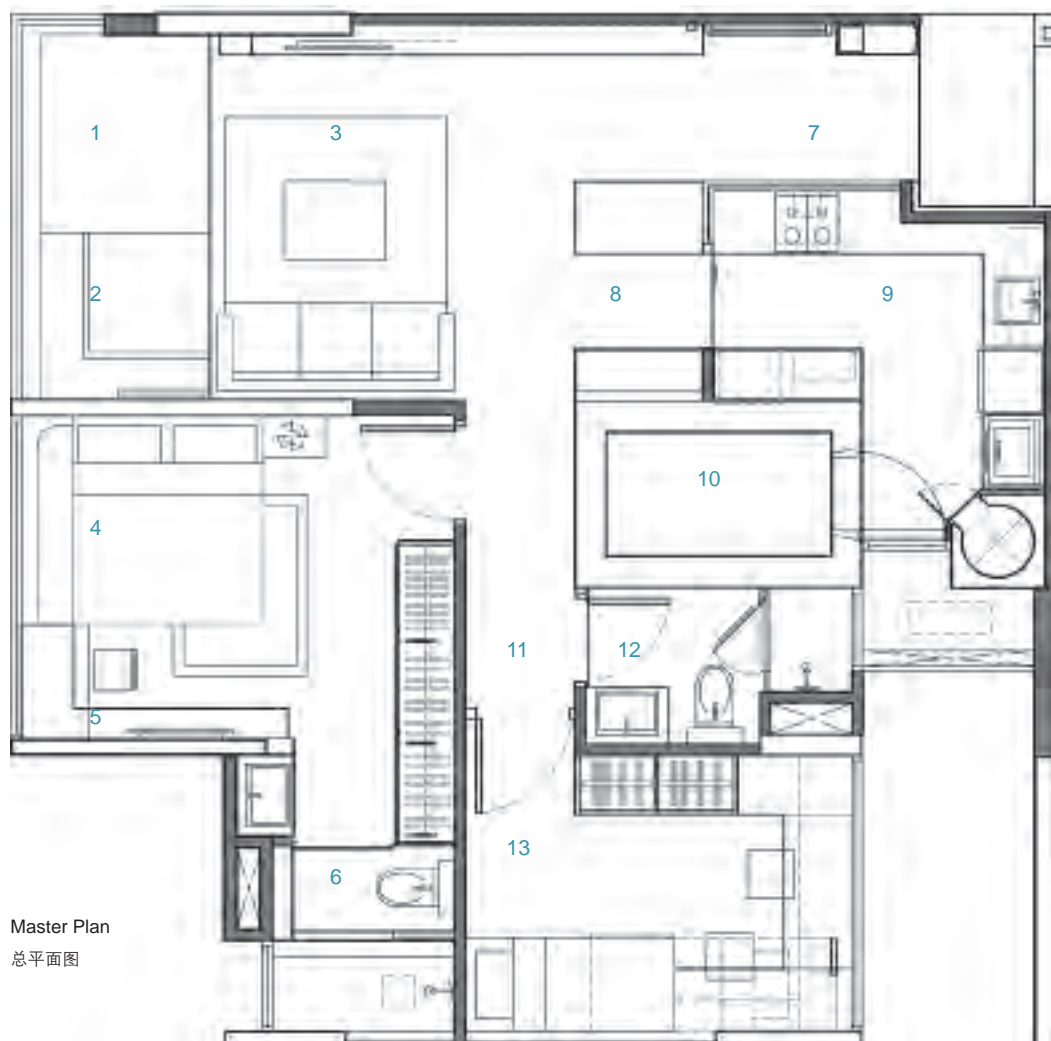
In this case, the designer applies the modern decorative technique by choosing the black and white colour as the keynote of the space. The colour and shape of the wall match up perfectly with the overall space configuration with rich hierarchy and striking contrast.

在家居室内空间设计中，墙面以及大型的陈设物品丰富着竖向的空间层次。墙面的造型随着空间的变化而变化，随着空间的统一而统一。造型、尺度、色彩、质地等要素都是丰富墙面层次的重要手段。竖向层次的丰富与完整体现了整体空间的质感。

在本案例当中，设计师运用现代主义的装饰手法，选择黑色与白色作为空间的基调，在墙面的设计上，色彩与造型完全配合整体的空间构图形式，层次丰富、对比鲜明。

Project name: Adria 2-Bedroom Showflat **Completion date:** 2010 **Location:** 21 Derbyshire Road, Singapore **Designer:** ONG&ONG Pte Ltd **Photographer:** See Chee Keong

项目名称：亚德里亚双卧室样板房 竣工日期：2010年 地点：新加坡，德比郡路21号 设计师：Ong&Ong设计私人有限公司 摄影师：施志光



Master Plan
总平面图

- | | |
|--------------------|---------------------|
| 1. Balcony | 8. Dry kitchen |
| 2. Outdoor dining | 9. Kitchen |
| 3. Living room | 10. Store room |
| 4. Master bedroom | 11. Corridor |
| 5. Study | 12. Common bathroom |
| 6. Master bathroom | 13. Bedroom2 |
| 7. Foyer | |
| 1. 阳台 | 8. 干厨房 |
| 2. 室外就餐区 | 9. 厨房 |
| 3. 客厅 | 10. 储藏室 |
| 4. 主卧 | 11. 走廊 |
| 5. 书房 | 12. 公共浴室 |
| 6. 主浴室 | 13. 卧室2 |
| 7. 门厅 | |



1. Monochromatic tones stylishly present each space within dark walls, contrasted against white Volakas marble floor
2. Communal areas are compact yet luxurious with the fusion of kitchen, living and dining rooms. This seamless transition between areas gives the apartment an impression of greater space
3. Simple linear elements create interesting perspectives, while mirrors are cleverly employed to enhance the apartment's depth
4. The kitchen is well appointed with simple yet elegant white cabinets that create a clean, modern canvas

1. 时尚的单色色调为每个空间打造了深色的墙壁，与白色的大理石地板形成鲜明对比
2. 公共区域紧凑而奢华，内设厨房、客厅和餐厅。空间中完美的过渡营造出视觉上的开阔之感
3. 简约的线性元素创建出妙趣横生的透视效果，而镜面的巧妙运用有效地加强了空间的深度之感
4. 厨房内简单而优雅白色橱柜营造出一种洁净、现代之感



Kitchen+Living Room Plan
厨房+客厅平面图



Bedroom 2 plan
卧室2平面图

1. A funny layered bunk bed and glass study desk create an amazing space
2. These apartments demonstrate simplicity at its best

1. 一个有趣的双层床和玻璃书桌为孩子营造了一种神奇的空间氛围
2. 这些套间尽情展示着其自身的简约美感



1



2



Master Bedroom Plan
主卧室平面图

1. The project embodies the sophisticated modernity of city life
2. While a dramatic stone wall in the master bedroom serves as a key visual element

1. 该项目体现了现代城市生活的精致之感
2. 主卧室中一个梦幻般石墙作为一个关键的视觉元素

41 The tactile sense of texture 引发触摸的质感



In home interior space design, the texture of the wall influences directly men's perception of the texture of the whole space. People's perception of the interior environment belongs to the four-dimensional process, but the changes in wall details can always be the foothold of human emotions. The changes in detail make people know the surroundings better and integrate themselves into the whole environment more easily.

In this case, the designer highlights the classic and eternal design motif by the collocation of different materials, setting up a spiritual paradise in the noisy city.

在家居室内空间设计中，墙面的质感直接影响到人们对整体空间质感的体验。尽管人们对室内环境的感知过程属于四维的过程，但是墙面的细部变化往往能够成为人们情感的落脚点，通过这些细部的变化使人们更容易了解和融入身处的环境。

在本案例当中，设计师想通过不同材料之间的搭配传达出经典与永恒的设计主题，在喧嚣的城市中创造一个精神上的伊甸园。

Project name: The Ritz-Carlton Residences at MahaNakhon **Completion date:** 2010 **Location:** Bangkok, Thailand **Designer:** David Collins Studio **Photographer:** Richard Powers Photography **Area:** 410 sqm

项目名称: MahaNakhon大厦丽思卡尔顿公寓 竣工日期: 2010年 地点: 泰国, 曼谷 设计师: 大卫·柯林斯工作室 摄影师: 理查德·鲍维斯 面积: 410平方米



Master Plan
总平面图

1. Entrance lobby
2. Corridor leading from entrance lobby to living room
3. Guest bathroom
4. Guestroom
5. Master bedroom
6. Kitchen
7. Living room
8. Dining room
9. Floating garden

1. 入口门厅
2. 入口门厅通往客厅的走廊
3. 客浴
4. 客房
5. 主卧
6. 厨房
7. 客厅
8. 餐厅
9. 空中庭院



Entrance Lobby Plan
入口门厅平面图



Living Room+Dining Room Plan
客厅+餐厅平面图



1. Silver travertine and black marble floor
2. The designers have taken the idea of 21st Century living and imbued it with energy, whilst at the same time keeping it grounded in classical vocabulary making it timeless
3. The living room is made up of several conversation areas—clusters of bespoke furniture pieces, silk velvet rugs, timber flooring, and customised intimate lighting - an adaptable space for modern entertaining or simple contemplation
4. It is designed as a haven from this busy and exciting city. This is an elegantly proportioned interior, which captures, in essence, the importance of the most valuable luxury - time and space, inspired by the grandeur of generations of historic stately Manhattan apartment homes from the time of the Vanderbilts, the Astors and the Whitneys

1. 银色石灰华与黑色大理石地板
2. 设计师运用21世纪的生活理念，使空间充满无限生机，同时以经典语汇为基础，打造空间的永恒之美
3. 几个区域的对话构成了客厅——几件定制的家具、丝绒地毯、木质地板、特别定制的照明设备——这一舒适的空间为现代娱乐或简单的沉思提供了最佳场所
4. 整个空间被设计成繁忙都市中一块净土。这是一个优雅而合理的内部空间，时间和空间感是整个空间的关键词，而其设计灵感则源自曼哈顿公寓从范德比尔特家族，历经阿斯特家族和惠特尼家族，这一伟大而悠久的历史。



Floating Garden Plan
空中庭园平面图




Kitchen Plan
厨房平面图

1. The floating garden will be an oasis of calm, with water as its central element the interpretation of a Thai garden
2. The design concept derives from many years of refining a concept called "minimalist luxury". The style is focused on the importance of detail, colour, atmosphere, lighting and comfort

1. 空中庭园是一个平静的绿洲，以水为元素，是泰国花园的完美诠释
2. 设计的理念源自多年来沉淀的所谓“极简豪宅”的概念。设计的特色以细节、色彩、氛围、照明和舒适度的塑造为重点



Master Bedroom Plan
主卧平面图



1. This will be like a home in a building, exclusive, grand, sumptuous and luxurious but contemporary
2. The bathrooms offer the ultimate in luxury for pampering and relaxation – a sanctuary
3. This is an iconic building which will make its all-important debut on the Bangkok skyline. This is Bangkok city living at its most prestigious

1. 该空间犹如一个大厦中的家庭住宅，独一无二、尊贵宏大、华丽豪奢，同时不乏现代之感
2. 浴室是一个最佳的放松和消遣空间，是房子主人真正放松身心的港湾
3. MahaNakhon大厦是一个标志性建筑物，在曼谷的天际线上画出了浓墨重彩的一笔。该建筑是曼谷城市中最富盛名的一个住宅建筑之一



42 Flowing decorations 流动的装饰



In home interior space design, only the natural lighting effect can change with time, demonstrating a kind of decorative uncertainty. How the wall can receive and reflect the lights depends on the volume of the light and the texture of the wall. The multiple reflection between the contiguous walls can increase the space hierarchy and texture.

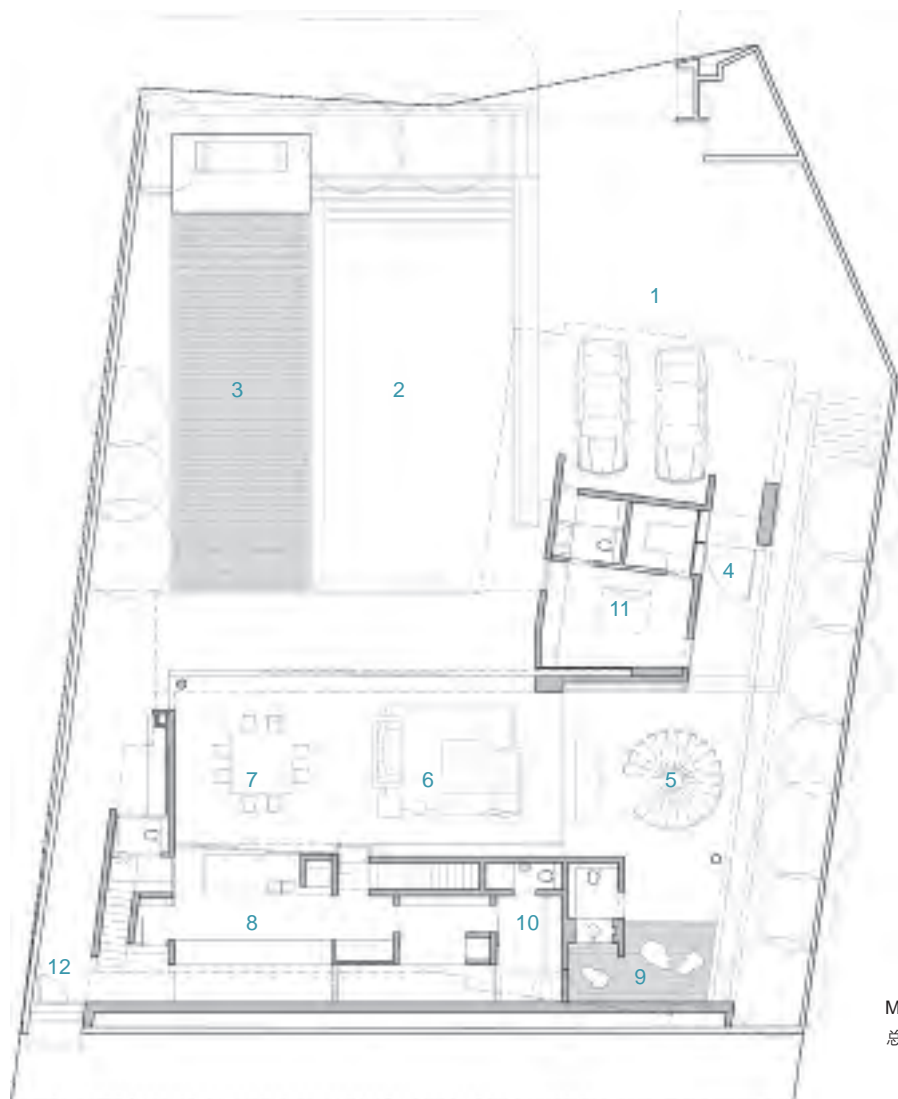
In this case, the designer brings in the natural light in large areas and achieves the gentler colour transition and the richer hierarchy through the wall shape design and the exquisite texture changes on the wall surface.

在家居室内空间中，只有自然的光影效果随着时间的变化而变化，体现出一种不确定的装饰性。墙面对光线的接收与反射效果取决于光线的大小以及墙面的材料质感。通过相邻墙面之间多次的反射能够增添空间的层次与肌理。

在本案例当中，设计师将自然光线大面积的引入室内，通过墙面的造型以及表面细腻的肌理变化使空间的色彩过渡的更加柔和，层次变得更加丰富。

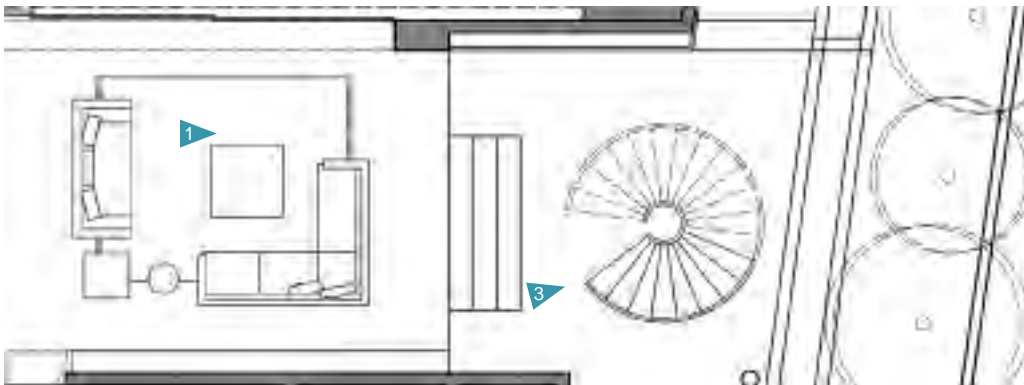

Project name: 45 Faber Park **Completion date:** 2009 **Location:** Singapore city, Singapore **Designer:** ONG&ONG Pte Ltd **Photographer:** Derek Swalwell, Tim Nolan **Area:** 592 sqm

项目名称：法贝尔公园45号 竣工日期：2009年 地点：新加坡，新加坡城 设计师：ONG & ONG私人有限公司 摄影师：德里克·斯瓦尔威尔、提姆·诺兰 面积：592平方米



Master Plan
总平面图

- | | |
|----------------|-------------------|
| 1. Carpark | 7. Dining room |
| 2. Garden | 8. Kitchen |
| 3. Pool | 9. Yard |
| 4. Entrance | 10. Service room |
| 5. Hall | 11. Guest bedroom |
| 6. Living room | 12. Rear entrance |
| 1. 停车处 | 7. 餐厅 |
| 2. 花园 | 8. 厨房 |
| 3. 泳池 | 9. 庭院 |
| 4. 入口 | 10. 保姆房 |
| 5. 大厅 | 11. 客卧 |
| 6. 客厅 | 12. 后侧入口 |



Living Room Plan
客厅平面图



1. The overall concept, derived from the clients' requirements, was to create a living space open to the outdoors in a clean contemporary aesthetic
2. The building would need to allow fluid movement between each space within and perform as a sustainable mechanism
3. Under the effect of the light and shade, the texture of façade changes with the changes of shape

1. 整个空间的理念源自对客户要求的参考，旨在营造一个面向户外开放的生活空间，寻求一种简洁、现代之美
2. 该建筑的设计以体现每个区域间的流动为主旨，并将可持续发展的原则贯彻始终
3. 立面的质感在光影的作用下随形体的变化而改变



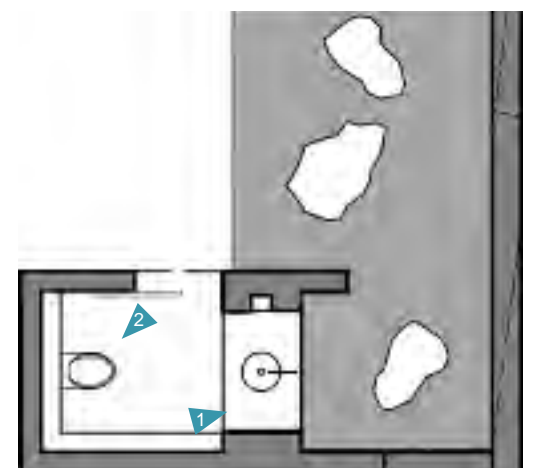
Kitchen Plan
厨房平面图

In order to maximise space, the idea of pushing the mass of the building into the corner of the plot was developed
为了最大程度地发挥空间，设计的理念是将建筑的各个角落进行充分地开发



1. The reflection and diffusion of the natural light together with various façade textures has enriched the space visually
2. The soft lighting changes have strengthened the quiet atmosphere
3. The materials, chosen in subtle tones, define and reflect the more intimate space of the house. The arrangement of spaces is a functional response to the needs of the inhabitants. In response to this, what the spaces created were introspective and focused on privacy

1. 自然光线的照射与漫反射结合不同质感的立面肌理产生丰富的空间视觉变化
2. 柔和的光影变化强化了静谧的空间氛围
3. 精致的材料定义和营造一个更为私密的空间环境。空间的布局是尽可能地满足房间主人对空间功能的需要。为了应对这一点，空间的设计以内涵为设计重点，并突出私密性



Guest bedroom Plan
客卧平面图

43 The keynote of space 空间的基调



There are many ways to set the keynote of the home interior space. Different standards may give birth to different effects, while the colour change of the wall is an intuitive way to form the space tone. As the main enclosure interface of the interior space, the wall enjoys the most area of colour coverage. The colour change of the wall can provide a consulting platform for other decorative elements including the home furnishings.

In this case, the designer, using the stone walls in warm grey and the wood veneer in ocher colour as the decorative material of the wall, together with the client's artworks display, creates the interior environment with the characteristics of the Classicism.

家居室内空间基调的确立方式有很多种，在不同的标准下会产生不同的效果，其中墙面的色彩变化是形成空间基调的一种直观方式。由于墙面属于室内空间中主要的围合界面，因此其色彩所占的面积比重也相对最多。通过墙面的色彩变化可以为家居中的陈设等其他的装饰造型元素提供一个参照的平台。

在本案例当中，设计师选择了暖灰色的墙面石材与赭石色的木板贴面作为墙面的装饰材料，配合业主的艺术品陈设创造出带有古典主义风格特点的室内环境。

Project name: California Residence **Completion date:** 2010 **Location:** Los Angeles, USA **Designer:** Landry Design Group **Photographer:** Erhard Pfeiffer **Area:** 12,000 sqm

项目名称：加州住宅 竣工日期：2010年 地点：美国，洛杉矶 设计师：兰德里设计集团 摄影师：艾哈德·法伊弗 面积：12,000平方米






1

1. A palette of warm grey limestone and richly stained woods form the basis for the interior of the home
2. Pocketing glass door systems blur the distinction between indoors and out, while providing the necessary protection for the couple's extensive contemporary art collection

1. 柔和的灰色空间基调和丰富的彩色木料构成了家庭室内空间的基础
2. 隐形玻璃门系统完美模糊了室内和室外之间的界线，同时为夫妇的大量当代艺术藏品提供必要的保护



2



1. Whether entertaining a large group of friends or spending a quiet evening with their three children the communal spaces of the home remain intimate and inviting
2. Accents of copper, Pennsylvania bluestone, specialty glass, and bronze detailing added interest
3. Blending the residence with the natural landscape and incorporating the clients' way of life has allowed the home to take full advantage of its site
4. Materials were chosen not only for their natural beauty and durability but also to compliment the artwork
5. A refreshing personal expression of the family's values and lifestyle has been achieved

1. 公共空间的设计风格集静谧和热情于一体，既能够满足大型聚会的要求，又能够为房子的主人及其三个孩子提供温馨的休息港湾
2. 红铜、宾夕法尼亚州青石、特殊玻璃在空间中扮演着重要的角色，而青铜材质的细节设计更为空间增添无限趣味
3. 住宅的设计将天然景观和主人的生活方式完美结合，充分利用了住宅所在地的优势
4. 材料的选择不仅具有特别的天然之美和耐久性，同时与室内的艺术品遥相辉映
5. 整个空间的设计是主人对家庭价值观以及生活态度的个性表达



3



4



5

44 The continuity of the vision 视觉的连续



In home interior space design, the wall shape plays an important role in visual guidance. The open and even wall can lead people's sight to move around the space, thus forming the complete space experience soon. On the contrary, the wall shape with diversified details may always make people's sight stagnated. Only by the implication of the details can one appreciate the spatial ambience.

In this case, the designer designs the walls into a unified interface with extremely simple shape and colour. Under the guidance of the strong sense of straight lines, people's vision may be extended to the whole space.

在家居室内空间设计中，墙面的形态对视觉的引导起到重要的作用，开阔平整的墙面形态可使人的视线快速的在空间中移动并能很快形成完整的空间体验；相反，细节变化多样的墙面形态往往使人的视线停滞，并需要通过这些细节的暗示才能体会出空间的氛围。


在本案例当中，设计师将墙面处理成统一的界面，造型与色彩十分简洁，在强烈的直线感引导下使视觉向空间中延续。

Project name: 870 UN Plaza **Completion date:** 2007 **Location:** New York, USA **Designer:** Andre Kikoski Architect **Photographer:** Frank Oudeman **Area:** 418 sqm

项目名称：联合国广场870号 竣工日期：2007年 地点：美国，纽约 设计师：安德烈·吉库斯基建筑师事务所 摄影师：弗兰克·奥德曼 面积：418平方米




- | | |
|--------------------|------------------|
| 1. Vestibule/entry | 7. Kitchen |
| 2. Foyer & stair | 8. Den |
| 3. Library bar | 9. Bathroom |
| 4. Library | 10. Laundry room |
| 5. Living room | 11. Powder room |
| 6. Dining room | 12. Elevator |
| 1. 门廊/入口 | 7. 厨房 |
| 2. 门厅/楼梯 | 8. 私室 |
| 3. 图书室吧台 | 9. 浴室 |
| 4. 图书室 | 10. 洗衣室 |
| 5. 客厅 | 11. 盥洗室 |
| 6. 餐厅 | 12. 电梯 |



Living Room Plan
客厅平面图

1. The pure white walls and the open floating window form a flowing visual experience
2. Circular stair set against a wall of leather-wrapped panels and extensive use of American Black Walnut millwork are just a few of the elegant custom finishes
3. The exceptional materials and careful consideration of details distinguish it in this modernist tower

1. 纯白色的墙面与开敞的飘窗之间形成流动的视觉体验
2. 与环形楼梯相对的是一面用皮革包裹的面板墙，大量运用的美国黑胡桃木制品采用特殊定制，优雅、高贵
3. 特殊材料的运用和细节的精心设计使之在众多现代风格塔楼中脱颖而出



Dining Room Plan
餐厅平面图

1. With its commanding views from every room, the apartment is a natural for grand and intimate entertaining. The designer highlights this attribute and emphasises gracious daily living as well. The vertical separating lines echo with the checkerboard on the dining-table, reflecting the spatial characteristics of lightness. The edge lines of the frame continue this intuitive visual experience.


2. The combination of these sophisticated materials and superior craftsmanship create a soft and elegant modernism in fulfillment of the owner's vision for the space

3. The colour and texture of the background wall have organised the home furnishings orderly

1. 每个房间的风景各不相同，宽敞的公寓空间流动着天然的气息，温馨的气氛集私密性和好客于一体。此外，设计师也将对温馨的日常生活氛围的塑造作为重点。墙面的竖向分隔线条与餐桌的棋盘格相呼应，反映出空间轻盈的特质。画框的边缘线延续了这种直观的视觉体验

2. 精致的材料和一流的工艺完美实现了住宅主人对柔和、优雅的现代主义建筑的憧憬

3. 作为背景的墙面色泽与纹理将家居有秩序的组织在一起



1. The apartments are notable mostly for their large and tall windows and views
2. The sumptuous textures and material palette are unique and understated. They distinguish the apartment for visitors, but also enhance the residents' everyday experiences
3. The mirror reflection effect has expanded the space visually, giving a new continuation of the vision

1. 该公寓以开阔而高大的窗户以及美好的景致为特色
2. 豪华的纹理和材料色彩独特而低调。在为访客带来别样感官体验的同时，也有效强化了住户的日常生活体验
3. 镜面的反射作用扩大了空间体验效果，使视点有了新的延续



45 The background of space 空间的背景



In home interior space design, the enclosure effect of the wall defines the whole spatial ambience. The other interfaces and furnishings dress up the space on the basis of the shape and form of the wall. Ultimately, the wall image completely integrates into the overall space configuration.

In this case, the designer sets a unified tone for the interior space through the overall treatment effect of the wall, creating the elegant and tranquil spatial ambience in cooperation with the ground and the home furnishings.

在家居室内空间设计中，墙面的围合效果决定了整体空间的氛围。其他界面和陈设物品都围绕着墙面的构成形态来展开对空间的装扮。最终，墙面的形象消融在整体的空间构图当中。

在本案例当中，设计师对墙面的整体处理效果为室内空间确定出了统一的基调，在地面以及家居陈设的配合下共同创造出高雅而静谧的空间氛围。

Project name: Adria 3-Bedroom Apartments **Completion date:** 2007 **Location:** Singapore City, Singapore **Designer:** ONG&ONG Pte Ltd **Photographer:** See Chee Keong **Area:** 274 sqm

项目名称：亚德里亚三卧室公寓 竣工日期：2007年 地点：新加坡，新加坡城 设计师：ONG & ONG私人有限公司 摄影师：施志光 面积：274平方米



Master Plan 总平面图

- | | | | |
|---------------------|------------------------|----------|----------|
| 1. Balcony | 13. Bedroom2 | 1. 阳台 | 13. 卧室2 |
| 2. Outdoor dining | 14. Wet Kitchen | 2. 室外就餐区 | 14. 湿厨房 |
| 3. Living room | 15. Yard | 3. 客厅 | 15. 庭院 |
| 4. Master bedroom | 16. Grand living area | 4. 主卧 | 16. 大起居区 |
| 5. Study | 17. Gallery | 5. 书房 | 17. 画廊 |
| 6. Master bathroom | 18. Balcony | 6. 主浴室 | 18. 阳台 |
| 7. Foyer | 19. Entertainment room | 7. 门厅 | 19. 游戏室 |
| 8. Dry kitchen | 20. Eating area | 8. 干厨房 | 20. 就餐区 |
| 9. Kitchen | 21. Powder room | 9. 厨房 | 21. 化妆室 |
| 10. Store room | 22. Office | 10. 储藏室 | 22. 办公间 |
| 11. Corridor | 23. Equipment room | 11. 走廊 | 23. 设备间 |
| 12. Common bathroom | | 12. 公共浴室 | |



Living Room+Kitchen+Entertainment Room plan
客厅+厨房+游戏室平面图



1. The kitchen, the living and the dining rooms exist as a continuous space, each unconstrained by partitions
2. The spacious living room and balcony is a unified, multi-purpose area. A full height, glass display shelf demarcates an additional activity area, and this provides an exhibition space without compromising the feeling of openness
3. The communal areas are compact yet luxurious with the fusion of kitchen, living and dining rooms. This seamless transition between areas gives the apartment an impression of greater space. The kitchen is well appointed with simple yet elegant white cabinets that create a clean, modern canvas

1. 厨房、客厅和餐厅衔接自然，每个区域由隔断进行限定
2. 宽敞的客厅和阳台是一个统一的多功能区。一个全高的玻璃展示架界定出一个额外的活动区，这一区域在不干扰空间开放性的前提下提供了完美的展示空间
3. 公共区紧凑而奢华，内设厨房、客厅和餐厅。各区域间的完美过渡在视觉上打造了一个更为宽敞的空间。厨房内设置了简约的白色橱柜，营造了一个简约、现代的空间氛围





Master Bedroom+Master Bathroom Plan
主卧+主浴室平面图



Common Bathroom Plan
公共浴室平面图



1. The glass seamlessly links the two spaces as an aesthetic whole
2. In the master bedroom, warm-coloured marble runs uninterruptedly into the glass partitioned bathroom

1. 玻璃隔断将两个区域完美衔接在一起，形成一个美好的整体
2. 主卧室中，暖色调的大理石一直延伸至玻璃隔断浴室中

46 New echo 新的呼应



In home interior space design, the scale and proportion exert the most obvious influence over the sense of space. The space can become wider or smaller by changing the shape and the height of the ceiling.

In this case, the designer takes the ceiling design of the living room, the study and the dining room and the building structure together into consideration while bringing in the natural light into the interior space. Through the large scale window on the rooftop, the designer makes the natural light the important decorative elements of the interior space. However, it is the client's demand that gives birth to the inspiration of the design which expresses the client's optimistic and positive values and lifestyle.

在家居室内空间中，顶面的尺度和比例对空间感大小的影响最为明显。通过顶面的造型与高度的变化可以使空间变得或开阔或狭小，有时通过照明的辅助设计还可以增强顶面对空间氛围的影响效果。

在本案例当中，设计师将客厅、书房、餐厅的顶面设计同建筑结构一起考虑，并将自然光线引入了室内，通过这种大尺度的顶面开窗方式成功的使自然光线成为室内空间中重要的装饰元素，而这种设计手法的灵感来源正是受到业主需求的启发，以此表达出业主乐观积极的价值观与生活方式。

Project name: Basin Ledge **Completion date:** 2008 **Location:** Austin, USA **Designer:** Dick Clark Architecture **Photographer:** Dick Clark Architecture **Area:** 622 sqm

项目名称：贝森·里奇住宅 竣工日期：2008年 地点：美国，奥斯汀 设计师：迪克·克拉克建筑事务所 摄影师：迪克·克拉克 面积：622平方米



Master Plan 总平面图

- | | | | |
|------------------|--------------------|----------|---------|
| 1. Living | 9. Pool house | 1. 客厅 | 9. 泳池间 |
| 2. Formal dining | 10. Guest quarters | 2. 正式就餐区 | 10. 客房 |
| 3. Entry hall | 11. Mudroom | 3. 入口大厅 | 11. 杂物间 |
| 4. Library | 12. Garage | 4. 藏书室 | 12. 车库 |
| 5. Study room | 13. Master bed | 5. 书房 | 13. 主卧 |
| 6. Kitchen | 14. Master bath | 6. 厨房 | 14. 主浴室 |
| 7. Dining | 15. Master closet | 7. 餐厅 | 15. 储藏室 |
| 8. Den | | 8. 卧室 | |



1

1. Lighting in this design becomes an important component to build the colourful interior. Inspired by the clients' desire to live in a house that reflects their values and lifestyle, the house takes an architecturally minimal approach with simple massing, an understated material palette, and large expanses of glass

2. Configured for entertainment, the glass box living area, along with large sliding doors from the dining and pool room invites guests outside onto the pool deck to take in the spectacular view of the Austin skyline

1. 在这一设计中，照明设备是打造多彩室内环境的一个重要因素。应客户的要求，设计旨在彰显出其价值观和生活态度，该住宅采用简约的设计手法，以简单的体块为基础，运用低调、淳朴的材料，并广泛运用玻璃材料

2. 空间根据娱乐聚会的要求而设计，玻璃房子式生活区与餐厅和泳池间之间开敞的拉门一同引领访客登上泳池的甲板，将奥斯汀完美的天际线尽收眼底



2






Dining Room Plan
餐厅平面图

1. Minimalist furniture with red, black and gold colours are arranged in good combination
2. Ivory colour dominates the interior and gives clean impression
3. The design brings together traditional and contemporary forms and textures to create a home with welcoming spaces

1. 红色、黑色和金色的简约家具完美地结合在一起
2. 象牙色作为室内的基调，营造出一种简洁、干练的室内环境
3. 设计将传统与现代形式和纹理完美结合，营造了一个热情洋溢的空间氛围



47 The restriction of space 空间的限定



In home interior design, the ceiling's restriction to the interior space represent the condition of close and flowing. The closed ceiling thoroughly isolates the interior space from the exterior while the transparent roof can integrate the interior and the exterior space, dimming the space boundary.

In this case, the designer designs the roof into a transparent interface, which maintains the integrity of the three-dimensional space and the fluidity of various spaces in both the horizontal and the vertical directions and moreover brings in the landscape elements from the exterior space.

在家居室内空间设计中，顶面对室内空间的限定体现为封闭与流动。封闭的顶面造型将室内空间彻底的与室外空间相隔绝；通透的顶面造型将室内与室外环境相融合，模糊了空间的界限。

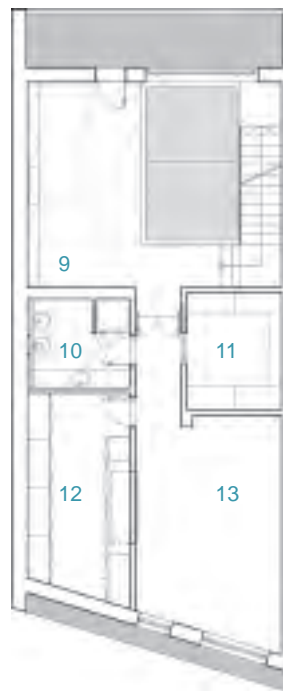
在本案例当中，设计师将顶面设计成通透的界面，这不仅在水平方向上而且在垂直方向上都保持了三维空间的完整性以及各个空间之间的流动性，并且将室外的景观元素引入了室内。

Project name: Cetatua Loft **Completion date:** 2009 **Location:** Brasov, Romania **Designer:** Ion Popusoi, Bogdan Preda **Photographer:** Cosmin Dragomir **Area:** 1500 sqm

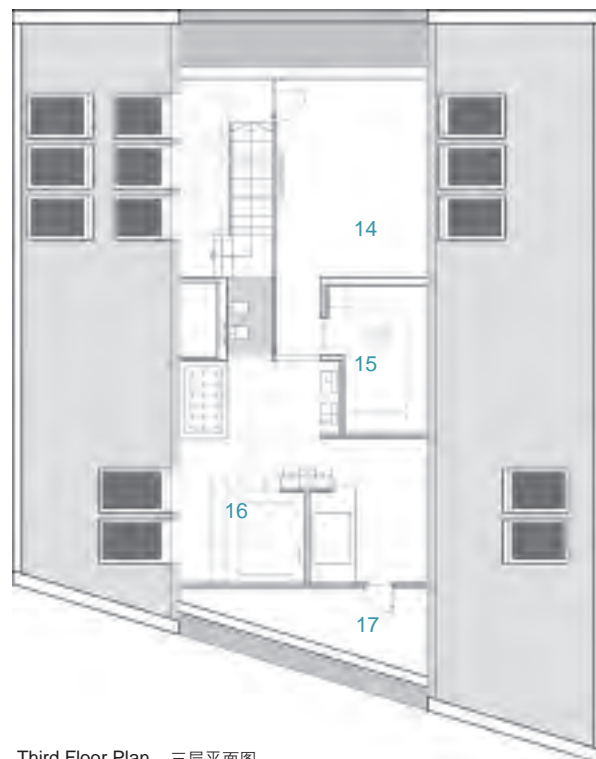
项目名称: Cetatua阁楼 竣工日期: 2009年 地点: 罗马尼亚, 布拉索夫 设计师: 爱恩·珀普索伊, 波格丹·普雷达 摄影师: 科斯敏·德拉戈米尔 面积: 1,500平方米



First Floor Plan 一层平面图



Second Floor Plan 二层平面图

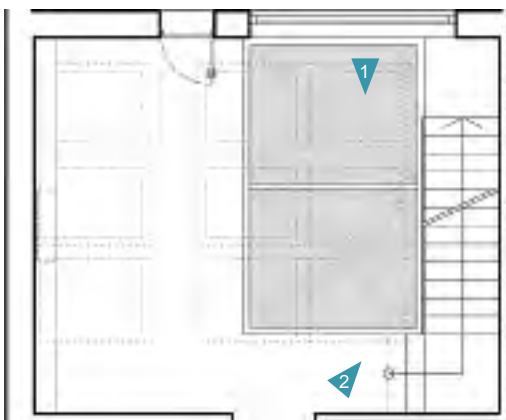


Third Floor Plan 三层平面图

- | | |
|--------------------|---------|
| 1. Entry hall | 1. 入口大厅 |
| 2. Living room | 2. 客厅 |
| 3. Dining room | 3. 餐厅 |
| 4. Kitchen | 4. 厨房 |
| 5. Bathroom | 5. 浴室 |
| 6. WC | 6. 卫生间 |
| 7. Technical space | 7. 设备间 |
| 8. Office | 8. 办公间 |

- | | |
|--------------|---------|
| 9. Fireplace | 9. 壁炉 |
| 10. Bathroom | 10. 浴室 |
| 11. Storage | 11. 储藏室 |
| 12. Dressing | 12. 更衣室 |
| 13. Bedroom | 13. 卧室 |


- | | |
|---------------------|---------|
| 14. Bedroom | 14. 卧室 |
| 15. Bedroom | 15. 卧室 |
| 16. Bathroom | 16. 浴室 |
| 17. Technical space | 17. 设备间 |



Fireplace Plan 壁炉平面图

1. Without these glazed surfaces – horizontal and vertical – the house would have lost a very important spatial dimension and the relationship between the interior and the landscape
2. Railing was almost dematerialised by transparent glass, thus non-essential elements that altered the clear perception of the space where eliminated as much as possible. The stair was reduced to its minimum – the steps
3. Windows reach to the floor, which makes the room appear larger, flooded with light, while roof windows bring daylight deep down into the living room through the glass flooring

1. 如果没有这些水平和垂直的抛光表面，这个住宅将失去非常重要的空间维度，同时室内与景观之间的联系也必将中断
2. 透明的玻璃栏杆在视觉上营造出一种虚无之感，因此非必要元素的运用明显地改变了空间的真正触感。楼梯 - 台阶的设计遵循了简约的理念
3. 开敞的玻璃窗使空间在视觉上无限延伸，并成功将自然光线引入室内，而屋顶的窗户更是将室外光线穿越玻璃地板倾洒到客厅之中



Bathroom Plan 浴室平面图





1. The glass wall on the top floor for the master's bedroom opens a new direction to the living room
2. The glass wall farther to the city through the roof windows

1. 顶层卧室的玻璃墙向客厅打开了一个新的方向
2. 玻璃墙穿过屋顶天窗将遥远的城市景观引入到空间之中



48 The hint of thinking 思维的暗示



In home interior space design, the continuity and directivity of the roof intuitively imply the spatial direction and the routes of people's activities. Meanwhile, the ceiling shape can convey dynamic rhythm of the four-dimensional space through the arrangement of arrays, which plays a key role in creating the active spatial ambience.


In this case, the designer breaks the traditional mode of construction: adopt the treatment of elevation by using the French window to increase interactivity while arranging the wooden beams successively in arrays in the spatial direction to increase the sense of depth of the space in terms of the ceiling treatment of the public space on the first floor.

在家居室内空间设计中，顶面的连续性与方向性很直观地暗示出了空间的走向以及人们行动的路线。同时，顶面造型通过阵列的方式还可以传达出四维空间的运动感，这对活跃整体空间的氛围起到重要的作用。

在本案例当中，设计师打破了传统挪威小屋的建造方式，采用落地窗的立面处理手法增大了室内环境与室外景观的互动性，同时在一层公共空间的顶面处理上采用阵列的方式将木制横梁按空间的方向依次排开，增加了空间进深感。

Project name: Cabin GJ-5 **Completion date:** 2008 **Location:** Lillestrom, Norway **Designer:** Architect Gudmundur Jonsson **Photographer:** Jiri Havran **Area:** 156 sqm

项目名称: GJ-5小屋 竣工日期: 2008年 地点: 挪威, 利勒斯特罗姆 设计师: 格维兹门·琼森建筑师事务所 摄影师: 吉日·哈维朗 面积: 156平方米

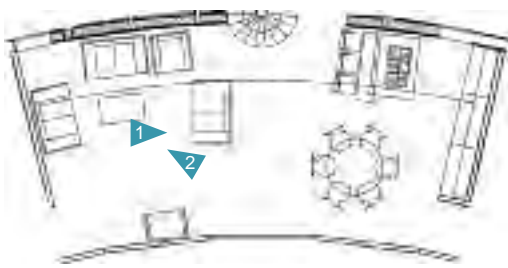


First Floor Plan 一层平面图

- | | |
|----------------|--------|
| 1. Veranda | 1. 游廊 |
| 2. Bedroom | 2. 卧室 |
| 3. Living room | 3. 客厅 |
| 4. Kitchen | 4. 厨房 |
| 5. Entrance | 5. 入口 |
| 6. Bathroom | 6. 卧室 |
| 7. Laundry | 7. 洗衣室 |



1



Living Room Plan 客厅平面图

1. The Norwegian landscape is beautiful and it is a pity not being able to visually experience the scenery from the inside of the cabins due to the lack of windows and the sizes of them. Designer's reaction resulted in a totally glazed front of the cabin facing the view. In order to be able to encounter the view together with the fireplace, which is located by the floor-to-ceiling windows. The design of ceiling implies the fluidity of the space

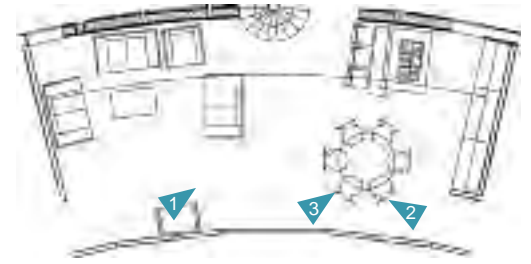
2. This cabin is a modern reaction to the old Norwegian cabin-tradition

1. 挪威的风景是美丽的，很可惜原建筑由于窗户的缺乏和面积的限制，不能够在室内和景观之间打造一个直观的视觉体验。因此，设计师巧妙地在建筑的立面构建了一系列面向景观开放玻璃窗。为能够将景观与壁炉衔接在一起，设计师将壁炉设置在靠近天窗的楼层之中。吊顶的设计暗示了空间的流动性

2. 这一建筑是对传统的挪威小屋设计的一个现代诠释



2



Living Room+ Kitchen+Dining Plan
客厅+厨房+餐厅平面图



1. The cabin has a clear division in zones divided by the curved main wall, in front the living room, kitchen/dining and bedrooms and at the backside the entrance and technical part

2. The curved form embraces nature and the curve acts as a cross-stabilisor as well

3. The top chandeliers defined the dining area

1. 一个弧形的承重墙将整个空间鲜明地划分开来，空间的前方分别是客厅、厨房、餐厅和卧室，空间的后方是入口和设备间

2. 流线型形态彰显出空间的天然之美，同时实现各区域的完美过渡

3. 顶面吊灯的设置限定了用餐的区域



Bedroom Plan 卧室平面图

The organisation of stone and wood has created a natural space environment

石材与木材的组织营造出自然的空间氛围

49 The overall coordination 全面的协调



In home interior space design, the designing style of the ceiling should conform to the space form, the whole spatial style and the regional division of different functional areas. According to the requirements of the whole space configuration, the roof design, as the auxiliary interface, can assist the wall and the ground design to make the space integrate and open. Meanwhile, the ceiling design can also work with other interior in their contrastive and harmonious relations to be the leading role of the space decoration.

In this case, the designer chooses the uniform flat ceiling designing style to make the whole space simple and open while highlighting the other surfaces and furnishings.

在家居室内空间设计中，顶面的设计方式主要围绕室内空间的形态、整体的风格样式以及不同的功能区域划分等展开。从整体的室内空间构图的要求来说，顶面设计可以作为辅助的造型界面配合墙面和地面的设计，使空间统一而开阔，同时顶面设计还可以同其他界面一起在对比与协调的关系中共同成为空间装饰的主角。

在本案例当中，设计师选择统一的平顶设计方式，在突出其他界面与家居陈设样式的同时，使整体室内空间变得简约而开阔。

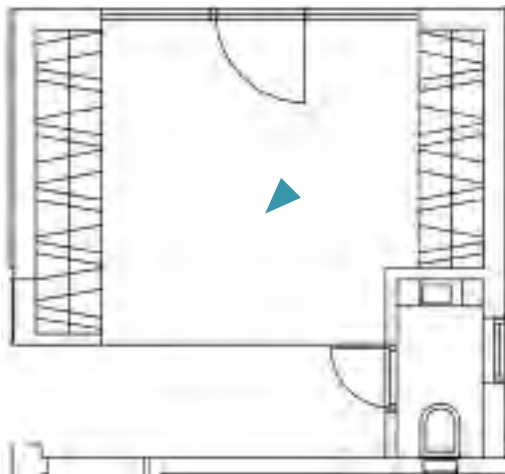
Project name: House Engen **Completion date:** 2009 **Location:** Oslo, Norway **Designer:** Dahle & Breitenstein AS Christian Dahle and Kurt Breitenstein **Photographer:** Nils Petter Dale **Area:** 356 sqm

项目名称：恩根住宅 竣工日期：2009年 地点：挪威，奥斯陆 设计师：Dahle & Breitenstein建筑师事务所/克里斯汀·德尔利，科特·布莱登斯坦 摄影师：尼尔斯·皮特·戴尔 面积：356平方米



- | | |
|----------------------------|-------------|
| 1. Entrance | 1. 入口 |
| 2. WC | 2. 卫生间 |
| 3. Kitchen | 3. 厨房 |
| 4. Dining room | 4. 餐厅 |
| 5. Living room | 5. 客厅 |
| 6. Library with fire place | 6. 设有壁炉的藏书室 |
| 7. Guest/office | 7. 客房/办公间 |
| 8. Master bathroom | 8. 主浴室 |
| 9. Master wardrobe | 9. 主衣橱 |
| 10. Master bedroom | 10. 主卧 |

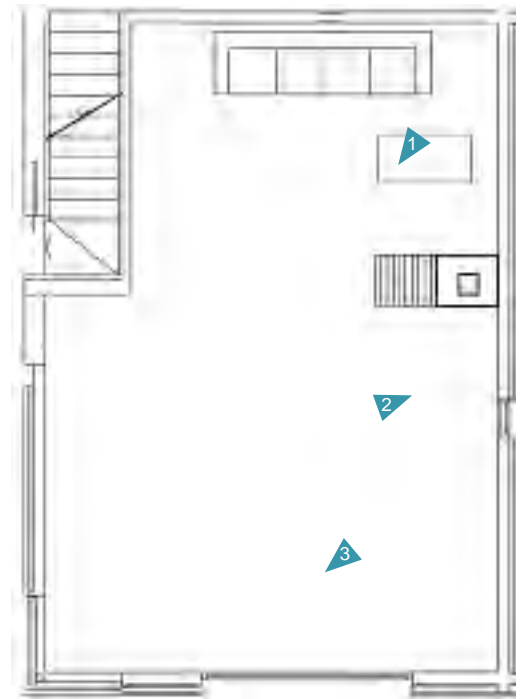
First Floor Plan 一层平面图



Entrance Plan
入口平面图

The entrance body is the only really new elements to the building. It contrasts the modesty of the old hose all though it plays along both in material and in shape. Where the existing entrance was - in due of all the stages it was buildt - hidden in an awkward corner, the new entrance wishes welcome. It inverts the old ceiling and opens up for visitors, giving a glimpse of what's inside

入口是整个建筑的崭新元素。它与老建筑的低调和质朴形成鲜明的对比，尽管材料和外形尽量实现了与原建筑的统一。原有的入口，依照当时建筑的传统，隐藏在一个尴尬的角落之中，而新入口的设计则强调开放和醒目，营造热情好客之感。它将原屋顶进行反转，面向访客开放，将室内风景完美展现在访客面前



Living Room Plan
客厅平面图




1. With a mirroring of the stairs the sections follow up the new transformed circulation to a dynamic flow of space, but also enable room for contemplation. Simple top design goes through different functional areas within the living room, coordinating the different atmospheres in the space perfectly
 2. The house has kept its traditional Norwegian wooden house character and still has something contemporary
 3. Simple top design naturally attracts the attention onto the art and garden

1. 楼梯的镜像设计，将新改造的流通区域引入一个充满动感的流动空间，同时强化了空间的静谧之感。简洁的顶面设计贯穿了起居室内不同的功能区域，很好的协调了空间中的不同氛围
 2. 该住宅完美保留了传统挪威小木屋的设计风格，同时利用一些现代元素将其进行完美诠释
 3. 简洁的顶面设计使视线很自然的汇聚在艺术品与花园景观



The west wing is like a house on its own with a master bedroom with a view to the garden and the swimming pool
空间的西侧是主卧所在地，犹如一个单独的住宅，能够将美好的花园和泳池景致尽收眼底



Master Bedroom Plan
主卧平面图

50 The forgotten face 被遗忘的界面



In home interior space design, the roof materials, restricted by their own weight and the difficulties of construction, are in fewer varieties than the other interfaces. In addition, the habitual observing manner from the bottom to the top of people makes the roof design an auxiliary part of the whole interior design. If we can jump out of the restrictions of the material and shape, the roof image will produce a strong tensile force visually.

In this case, the designer chooses the wood with digitalised engraved patterns as the main decorative material of the roof. The structure in streamline shape intensifies the dynamic effect of the whole space. The designer aims to make a visual contrast with the traditional Hawaii woodcarving in this way and moreover modernise the tradition form through

digitalised sculpting techniques.

在家居室内空间设计中，顶面的材料运用由于自身重量以及施工难度的制约往往不及其他界面所用的材料种类丰富，再加上人们的视觉观察习惯是由下至上的，因此，在室内的设计过程中顶面的设计往往成为一个辅助的内容。如果能够突破这种材料及造型局限，顶面的形象将会产生出很强的视觉张力。

在本案例当中，设计师选择了数字化雕刻的木制材料作为顶面的主要装饰材料，流线型的结构增强了整体空间的运动感，设计师的初衷是想通过这种方式与传统夏威夷木雕效果进行直观的对照，并通过数字化的雕刻技术使传统形式更具现代感。

Project name: Kona Residence **Completion date:** 2010 **Location:** Kona, Hawaii **Designer:** Hagy Belzberg **Photographer:** Benny Chan (Fotoworks), Belzberg Architects **Area:** 725 sqm
 项目名称: 科纳住宅 竣工日期: 2010年 地点: 美国, 夏威夷 设计师: 哈戈·贝尔扎博格 摄影师: 陈木胜 (图片制作), 贝尔扎博格建筑师事务所 面积: 725平方米



Master Plan
总平面图

- | | | | |
|--------------------|---------------------|----------|----------|
| 1. Kid's room | 10. Great room | 1. 儿童房 | 10. 大房间 |
| 2. Kid's common | 11. Dining room | 2. 儿童公共区 | 11. 餐厅 |
| 3. Motor court | 12. Office | 3. 汽车旅馆 | 12. 办公间 |
| 4. Guest room | 13. Office | 4. 客房 | 13. 办公间 |
| 5. Garage | 14. Gym | 5. 车库 | 14. 健身房 |
| 6. Entry pavilion | 15. Master bedroom | 6. 入口亭阁 | 15. 主卧 |
| 7. Outdoor gallery | 16. Hot tub | 7. 室外走廊 | 16. 热水浴缸 |
| 8. Theatre | 17. Pool | 8. 家庭影院室 | 17. 游泳池 |
| 9. Kitchen | 18. Reflecting pool | 9. 厨房 | 18. 感应泳池 |





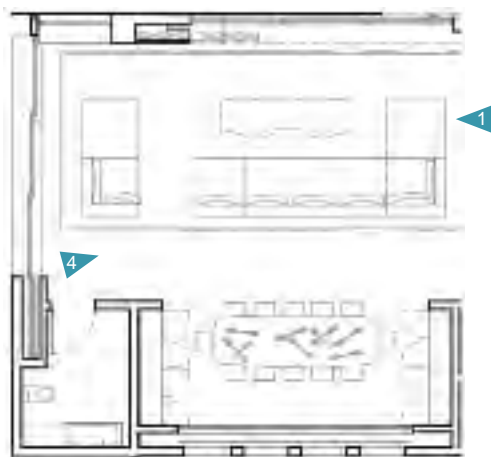

Pool Plan 游泳池平面图

1. To help maintain the environmental sensitivity of the house, two separate arrays of roof-mounted photovoltaic panels offset the residence energy usage while the choice of darker lava stone helped heat the pool water via solar radiation

2. Within the dichotomy of natural elements and a geometric hardscape, the residence attempts to integrate both the surrounding views of volcanic mountain ranges to the east and ocean horizons westward

1. 为有效保护内部环境的敏感性，设计师设置了两个独立的屋顶以安装太阳能光伏板，从而补偿住宅对能源使用，同时深色熔岩的利用能够通过吸收太阳辐射将泳池水进行加热

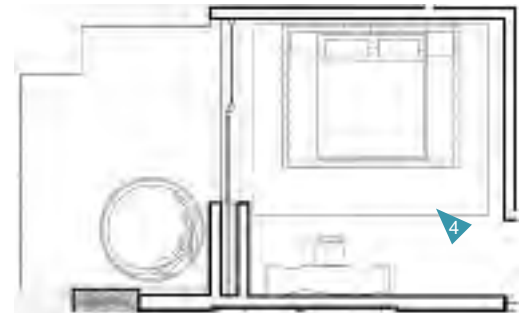
2. 设计巧妙运用自然因素的二分法原则以及一个几何形态的硬景观，将周围火山岩山脉景致与东侧和西向的海洋景观完美结合



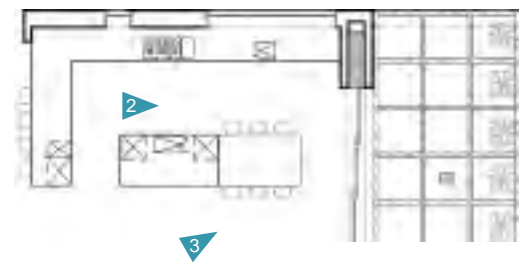
Living Room Plan 客厅平面图

1. Various digitally sculpted wood ceilings and screens, throughout the house, continue the abstract approach to traditional Hawaiian wood carving further infusing traditional elements into the contemporary arrangement
2. Living area and lap pool corner
3. Details of wood ceiling
4. Antonio Citterio sectionals rest on a custom coloured Andree Putman rug in the living area

1. 多样化的数字雕刻木质天花板和屏风贯穿整个空间，将抽象的设计手法延续至传统的夏威夷木雕之中，进而将传统元素融入到现代布置之中
2. 生活区和小型健身游泳池的一角
3. 木质天花板的细节
4. 生活区中，安东尼·奇特里奥组合式家具的下方是一个特别设计的彩色安迪拉·普特曼地毯



Guset Room Plan
客房平面图

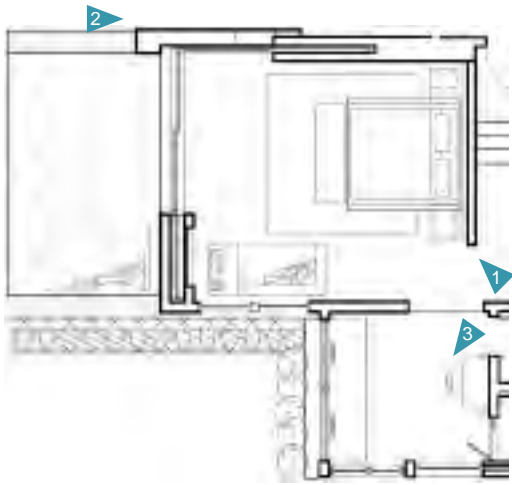



Kitchen+Dining Room Plan
厨房+餐厅平面图



2/3. The programme is arranged as a series of pods distributed throughout the property, each having its own unique features and view opportunities

2、3. 设计师巧妙地将一系列区域完美地分布在空间中，各区间风格各异，风景不同



Master Bedroom Plan
主卧平面图



4. The decorative mosaic wall
4. 马赛克拼花墙面装饰

51 The imagination of space 空间的假想



In home interior space design, lighting on the top surface is used more often as the auxiliary decorative light source than as the main illuminant of the interior space. The combination lighting systems such as the down lamp, reflector lamp, pendant lamp, ceiling lamp and the electroluminescent lamp not only magnify the luminous effect on the top surface, but enrich people's emotional experience in the whole interior space.

In this case, the designer adopts various kinds of comprehensive ceiling lighting systems matched up with large-scale furniture and open French windows to make the interior space much wider. The fictitious space has been divided in restrictive ways.

在家居室内空间设计中，顶面的灯光照明除了作为室内的主要光源之外，更多的是作为辅助的装饰光源。筒灯、射灯、吊灯、吸顶灯、发光灯槽等组合照明方式丰富着顶面的照明效果，同时也丰富着人们对室内整体空间的情感体验。

在本案例当中，设计师运用了多种综合的顶面照明方式并配合了大尺度的家具以及开敞的落地玻璃，使室内环境更加开阔。通过限定的方式将虚拟的空间进行了划分。

Project name: Floating House **Completion date:** 2009 **Location:** Seoul, South Korea **Designer:** Hyunjoon Yoo Architects **Photographer:** Hyunjoon Yoo Architects **Area:** 195.52 sqm

项目名称：水上住宅 竣工日期：2009年 地点：韩国，首尔 设计师：Hyunjoon Yoo建筑师事务所 摄影师：Hyunjoon Yoo建筑师事务所 面积：195.52平方米



Master Plan 总平面图

- | | |
|-------------------|--------|
| 1. Living room | 1. 客厅 |
| 2. Kitchen | 2. 厨房 |
| 3. Bathroom | 3. 浴室 |
| 4. Library | 4. 藏书室 |
| 5. Dress room | 5. 更衣室 |
| 6. Master bedroom | 6. 主卧 |



Living Room Plan
客厅平面图

1. In the living room, there are same-sized windows at the top and bottom to provide a wormhole-like feeling to the parallel structure. The lighting effect of the top surface has balanced the openness of the top
2. "Visual relationship" means the relationship in which a person can look at an object but he/she cannot reach that. When a person looks at the ground across the river that has no bridge, and he/she communicates with that place through a window from a place without door, it is the visual relationship. The light of the lightthrough has defined the kitchen space

1. 客厅中设置了几个同样大小的落地窗，为水平空间营造出了一条虫状的气孔效果。顶面的灯光照明所产生的光影效果平衡了顶面的开阔性
2. “视觉联系”指的是人们能够看到一个物体但却不能触摸的一种关系。如果人们发现离自己不远处有一个没有架桥的小河，那么在所处空间没有视觉阻碍的情况下，打造一个开阔的窗口，将远处的河边景致引入室内，这就是视觉联系。灯槽的光线限定了厨房空间的区域



Library Plan
藏书室平面图



1. The study room and the kitchen were divided by a staircase but connected through a small window. The light and shadow effect of the linear top enhances the fluidity of the space
2. Person can look at the river through the study room while he/she is taking a shower or bath
3. The bathroom was connected to the sky through the window at the top and to the staircase that leads to the roof at the third floor through the window

1. 书房和厨房被一个楼梯分隔开来，而同时经由一个小窗完美地衔接在一起。线性的顶面光影效果增加了空间的流动性
2. 室内的人们在淋浴或盆浴的过程中可以透过书房欣赏到美妙的水景
3. 从浴室上方的天窗能够直接仰望到天空，同时浴室透过窗户与通往三楼屋顶的楼梯相通



Bathroom Plan
浴室平面图



Architecture is to establish relationship. There are three kinds of relationships: physical relationship, visual relationship, and psychological relationship. The light and shadow effect of the top has enhanced the relationship

该建筑的设计宗旨是打造设计的关联性。该空间内存在三种关联性，它们分别是：实体的联系、视觉上的联系以及精神上的联系。顶面的光影变化强化了这种关系



Master Bedroom Plan
主卧平面图

52 The coordination of colours in the space 空间色彩的调和



In home interior space design, the top design can play an important role in forming the colour harmony of the whole space. As the ultimate restrictive element, the surface design decides the volume of the space. Designed in colours with low colour saturation and high brightness, the ceiling can only be used as a setting to coordinate the relationship between different colours in contrast with the home furnishings with high colour saturation.

In this case, the designer creates an interior space in the classicist style by the use of some antiques, hand-made furniture and oil paintings matched up with other modern decorative elements which highlight the classicism aroma. A large amount of decorative moldings whose external texture can integrate into the modern decorative style are used in

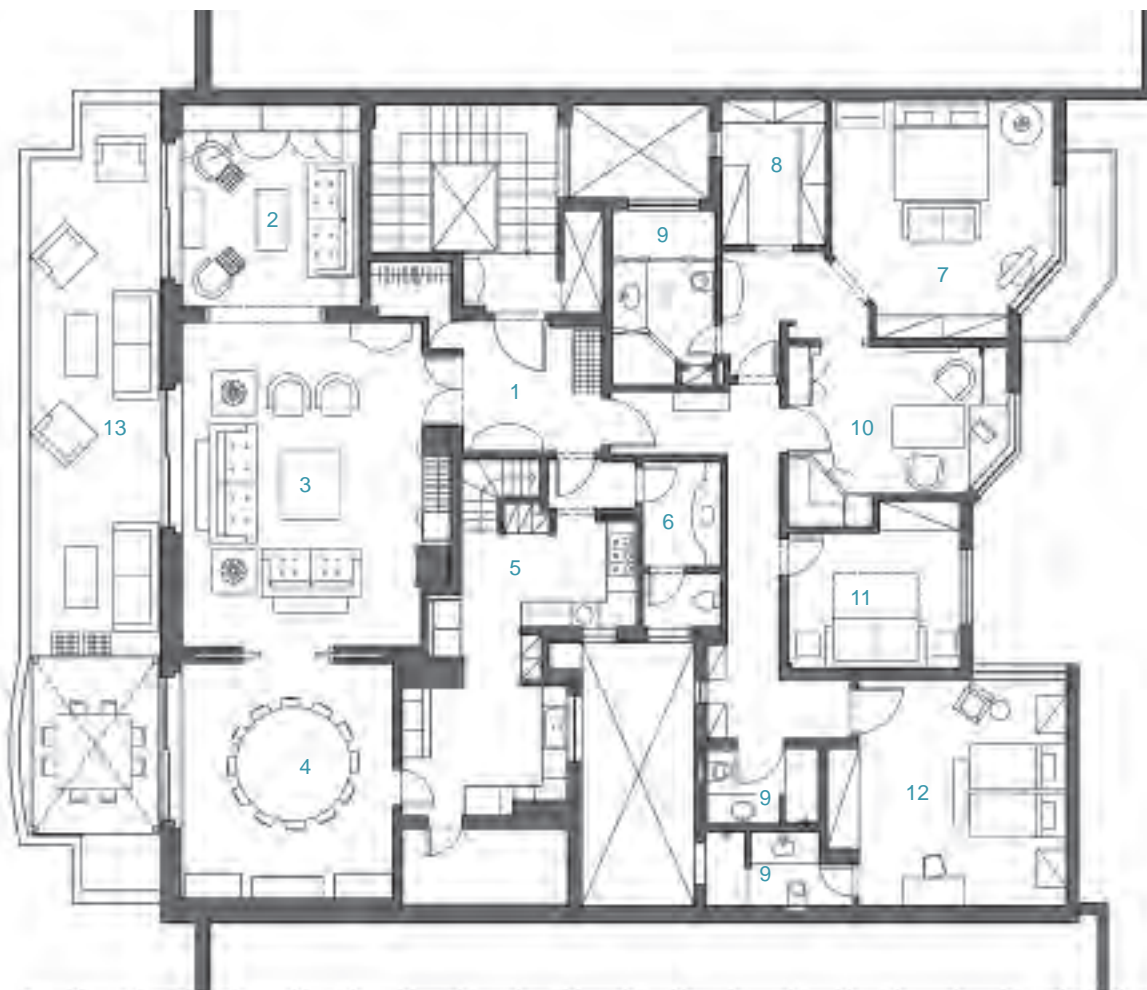
the ceiling design. The colours of the ceiling and the home furnishings keep in harmony with each other.

在家居室内空间设计中，顶面设计对整体空间的色彩关系可以起到调和的作用，作为室内空间的终极限定元素，顶面的设计决定了空间的量感。顶面的色彩往往采用低彩度、高明度的色彩系统，与高彩度的家居陈设相比，顶面只作为一种背景协调各色彩之间的关系。

在本案例当中，设计师为室内空间创造出了古典主义的装饰风格，通过一些古董和手工制作的家居、油画以及其他一些带有现代风格的装饰元素的搭配，更好的烘托出了古典主义风格的特点。在顶面的设计中，采用了大尺度的线脚装饰元素，其表面的肌理效果也融入了现代装饰的风格。顶面整体的色彩与家居陈设的色彩相互协调统一。

Project name: Town Classic **Completion date:** 2008 **Location:** Athens, Greece **Designer:** Cadena Design Group **Photographer:** Vangelis Rokkas **Area:** 325 sqm

项目名称：城市经典 竣工日期：2008年 地点：希腊，雅典 设计师：CADENA设计集团 摄影师：范吉利斯·卢卡斯 面积：325平方米



- | | |
|-------------------|---------------|
| 1. Entrance | 8. Walk-in |
| 2. TV room | 9. Bathroom |
| 3. Living room | 10. Study |
| 4. Dining room | 11. Guestroom |
| 5. Kitchen | 12. Bedroom |
| 6. W.C. | 13. Terrace |
| 7. Master bedroom | |

- | | |
|--------|----------|
| 1. 入口 | 8. 步入式壁橱 |
| 2. 电视间 | 9. 浴室 |
| 3. 客厅 | 10. 书房 |
| 4. 餐厅 | 11. 客房 |
| 5. 厨房 | 12. 卧室 |
| 6. 卫生间 | 13. 露台 |
| 7. 主卧 | |

Master Plan 总平面图



Living Room+Dining Room Plan
客厅+餐厅平面图



1. The architrave shape of the ceiling with classical decorative elements together with the modern aesthetic surface textures has created an elegant and colourful atmosphere

2. A revival of classical atmosphere is achieved by combining antique furniture with other contemporary items. The furniture was purchased along the years in antique shops and some of them were customised

3. The couple of the owners have a great preference for works of art and paintings and this is something that characterises their house. The walls are decorated with unique paintings of Greek and foreign artists

1. 具有古典主义装饰元素的吊顶线脚造型结合现代审美感的表面肌理, 创造了典雅的色彩氛围

2. 古典家具和其他现代摆件的完美搭配, 营造了一种复兴的古典主义氛围。家具有来自古董店, 有的则采用特殊定制


3. 房主夫妇对艺术品和画作情有独钟, 因此, 这也成为该住宅的设计特色所在。墙面上采用了希腊和外国艺术家绘制的独特作品



TV Room Plan
电视间平面图



Guest Room Plan
客房平面图



1. Accurate lighting plays a very important role in this scenario. The house is easy-going and inviting every hour of the day, just by dimming the different light sources and giving emphasis to warm corners, items and painting
2. In the guestroom, a cosy and intimate atmosphere was created by using warm colours

1. 精致的照明设备在空间的设计中扮演了极为重要的角色。柔和的可调光源与角落中物品和画作的温暖设计，使空间时刻洋溢着随意、热情的气氛
2. 客房内采用的温暖色调有助于舒适、亲切氛围的营造



Bedroom+Bathroom Plan
卧室+卫生间平面图



1. The reflections of the ceiling in the master bedroom enhance the colour influence of the soft furnishings on the overall atmosphere
2. Materials with different textures have been used, such as wood, silk and wool, to give a feeling of luxury and timeless elegance in combination with latest technology lights that give the house a contemporary look
3. The master bathroom is decorated with Carrara marble in grey and white tones

1. 主卧室吊顶的反射效果使软装饰的色彩对整体空间氛围的影响更突出
2. 空间内运用了木料、丝绸和羊毛等材料，不同的肌理营造了奢华和永恒之感，同时与先进的照明技术完美搭配，为空间增添无限的现代气息
3. 主卧室运用了灰色和白色色调的卡拉拉大理石

53 New way of the experience 体验的新方式



In home interior space design, the top surface with the task of defining the volume of the interior space needs to keep in harmony with the other surfaces, whether in colour or shape, so as to create the spatial tone jointly. Sometimes, the exaggerated ceiling design may break this harmonious relationship by reversing the volume of the space and breaking away from the whole space to become the decorative element, presenting people a new visual experience.

In this case, the designer adopts the pattern design in large area on the ceiling to increase the visual tension of the interior space.

在家居室内空间设计中，由于顶面往往需要限定出室内空间的量感，因此，无论是其色彩或造型都需要与其他界面相统一、相协调，共同创造出空间的基调。有时，夸张的顶面设计会打破这种平衡的关系，颠倒室内的量感并从整体空间中脱离出来单独成为空间中的装饰元素，给人一种新的视觉体验。

在本案例当中，设计师在顶面设计中采用大面积的图案设计增添了室内空间的视觉张力。

Project name: Less Than A Tower **Completion date:** 2009 **Location:** Barcelona Spain **Designer:** Archikubik - Marc Chalamanch, Miquel Lacasta, Carmen Santana **Photographer:** Archikubik, Rene Lozano, José Hevia

项目名称：“小于A”住宅 竣工日期：2009年 地点：西班牙，巴塞罗那 设计师：Archikubik 建筑师事务所-马克·查拉芒奇，米克尔·拉卡斯塔，卡门·桑塔纳 摄影师：Archikubik建筑师事务所，雷内·洛萨诺，何塞·海维亚





1. The dark ceiling goes harmoniously with the size of the top of the dining area and relatively divides the overall space into different functional areas
2. The dark top goes harmoniously with the flexible divided living space, forming a comfortable relationship of the spatial composition
3. Interior apartment of east facade; the dark grey top has efficiently defined the functional areas of the living room, decorative and functional

1. 深色吊顶与餐厅顶面的面积关系恰到好处，相对分隔了空间里不同的功能区域
2. 深色的顶部结构与灵活划分的起居空间协调统一，形成了舒适的空间构图关系
3. 公寓东侧立面的内部，暗灰色的顶面有效的限定出客厅的功能区域，装饰与功能属性并存





1. The patterns that go through the ceiling have visually unified different functional areas, and the yellow-green island shelf against these patterns becomes the visual focus of the space

2. The colour palette of the ceiling goes harmoniously with the overall space, and the white base and the black patterns echo with the white wall and black window frames as well as the floor coverings

1. 纵向贯穿的吊顶图案视觉上统一了不同的功能区域，黄绿色的岛台在吊顶图案的衬托下成为空间中的视觉焦点

2. 吊顶色彩的搭配与整体空间形成统一的关系，吊顶上白色的底与黑色的图呼应着白色的墙面与黑色的窗框以及地面的铺装



1/2. Top patterns in the warm colour inject the clean and simple space a sense of warmth, and yellow-green rug has enhanced this relationship naturally

1、暖色调的顶部图案使简洁的空间变得温馨，黄绿色的毛毯使这种色彩关系更加自然

54 The coordination of the space's composition 空间构图的协调



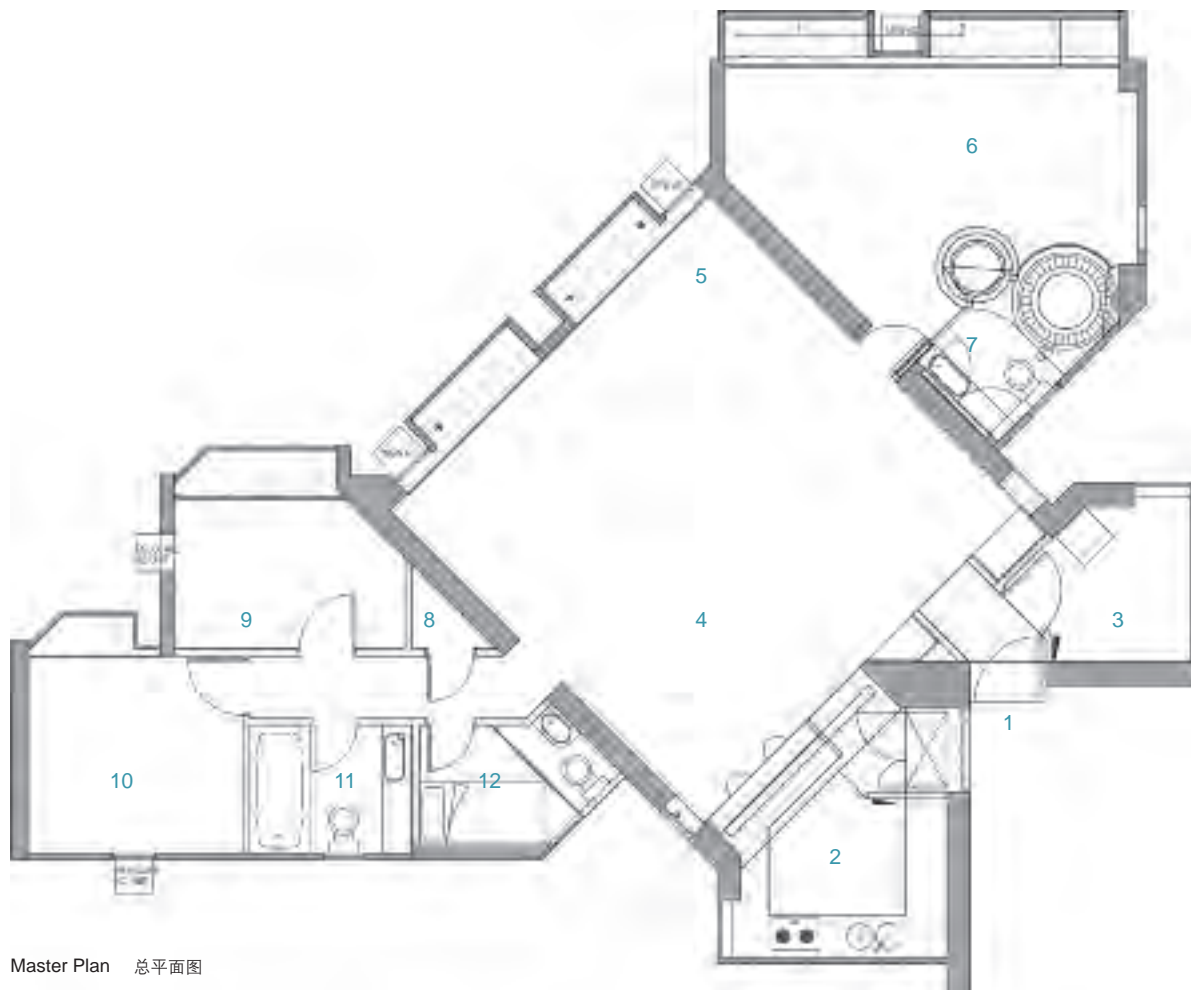
In this case, HEAD Architecture and Design has combined two apartments into one single apartment with tight budget and limited time. The apartment located in Hong Kong becomes a new living space with some oriental design in some corner. This residence provides all spaces for the family members' necessities, such as bathing, playing, eating and sleeping. All rooms have their own unique design and are featured by beautiful furniture. The living room looks so wide and more comfortable with grass carpet. Then, some oriental lamps were hanged in some spaces. The traditional Japanese style is felt in the bedroom; the bed is just laid on the floor. Yet this apartment also has modern style which is seen in the open bathroom. Within a door, a round Mosaic column instead defines the boundary. The round glass wall above the round bathtub allows one to look back into the bedroom and straight thought the bedroom window that gives a mountain view. At the

moment, the wall looks like blank canvas; maybe as the family grows, they will have some pictures or memorials that can fill it.

在本案例中，HEAD建筑设计事务所用极短的时间、以极低的预算成本将两栋公寓建筑合二为一。位于香港的这栋公寓成为一个带有东方设计风格的崭新的生活空间。此栋住宅的所有空间都提供了家庭成员的生活必需品，如洗浴、娱乐、餐饮和休息等。每个房间都有各自独特的设计，并且都以精美的家具为特色。客厅看起来极为宽广，草坪地毯使其显得更加舒适。有些地方挂有东方式的灯具。卧室内散发着传统的日式韵味，床就摆放在地板上。然而，这间公寓也充满了现代风格，这种现代风格可以通过开放的浴室得以体现。打开门，一根镶满马赛克的圆柱划清了空间的界限。通过圆圆的鱼缸上方的圆形玻璃墙可以看到卧室的景象，朝卧室窗户径直望去可以看到山上的景观。墙面看起来像一张空白的画布，或许，随着家庭成员的逐渐增加，他们可以在上面挂一些照片或一些纪念物等来丰富墙面的内容。

Project name: Matsuki Residence **Completion date:** 2007 **Location:** Hong Kong, China **Designer:** HEAD Architecture **Photographer:** Mark Panckhurst **Area:** 160 sqm

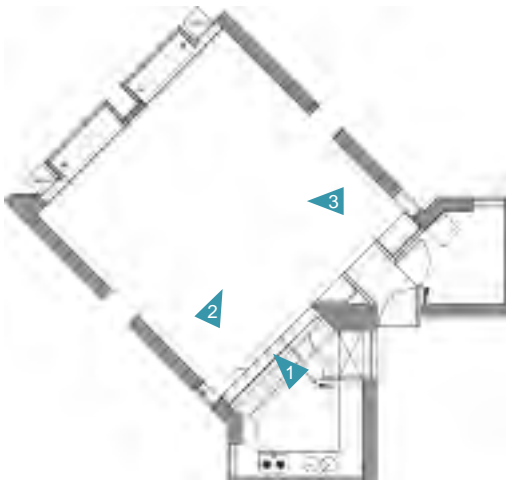
项目名称：松木住宅 竣工日期：2007年 地点：中国，香港 设计师：HEAD建筑设计事务所 摄影师：马克·潘克赫斯特 面积：160平方米



- | | |
|-------------------|-------------------|
| 1. Entrance | 7. Mater Bathroom |
| 2. Kitchen | 8. Store |
| 3. Utility room | 9. Bedroom |
| 4. Dining | 10. Study |
| 5. Living area | 11. Bathroom |
| 6. Master bedroom | 12. Maid |

- | | |
|--------|---------|
| 1. 入口 | 7. 主浴室 |
| 2. 厨房 | 8. 储藏间 |
| 3. 杂物间 | 9. 卧室 |
| 4. 餐厅 | 10. 书房 |
| 5. 起居间 | 11. 浴室 |
| 6. 主卧 | 12. 佣人房 |

Master Plan 总平面图



Living Area+Kitchen+Dining Plan
起居间+厨房+餐厅平面图



1. There are very few apartments that are contemporary and sophisticated. The Matsuki Residence is a fine example of the definition. The structure houses a single dramatic conceived space that has been created through the amalgamation of two apartments. An open plan coupled with series of flexible spaces has been incorporated for an informal flow and in order to accommodate changes that may erupt in future due to expansion of family. The interiors of the house are done in vibrant colourful shades that create an appealing aura

2. The walls may look a bit empty without decoration, but they are painted in different colours to make the house feel warmer

3. Since the whole space is opened up by two apartments, so the load-bearing beams become the main symbol of the space division. The linear windows together with the ceiling fan have highlighted the symmetry of the simple top structure, and thus naturally coordinated the relationship between the space's composition

1. 实际上，既现代又精致的公寓为数不多。松木住宅是该类项目一个理想的范例。该住宅的结构是在原有两个公寓的基础上打造出来的一个单一建筑。开放式平面布局与一系列灵活空间完美结合，形成了一个非正式的流动空间，从而能够适应未来家庭成员增多的需要。住宅的内部空间色彩缤纷，具有极强的向心力，吸引人们的靠近

2. 未经修饰的墙壁或许看起来会有些空旷，然而表面绚烂的色彩喷涂则为空间增添了无限温暖气息

3. 由于整体空间是由两间房打通后改造而成，因此承重梁的存在成为划分空间的标志。线型的开窗方式与吊扇的设置使简洁的顶部结构的对称性更加突出，从而很自然的协调了整体空间构图关系



55 The choice of wood 木材的选择



Wood, as the interior decorative material, enjoys incomparable advantages with the warm and gentle colour and the rough texture that induces people to touch it.

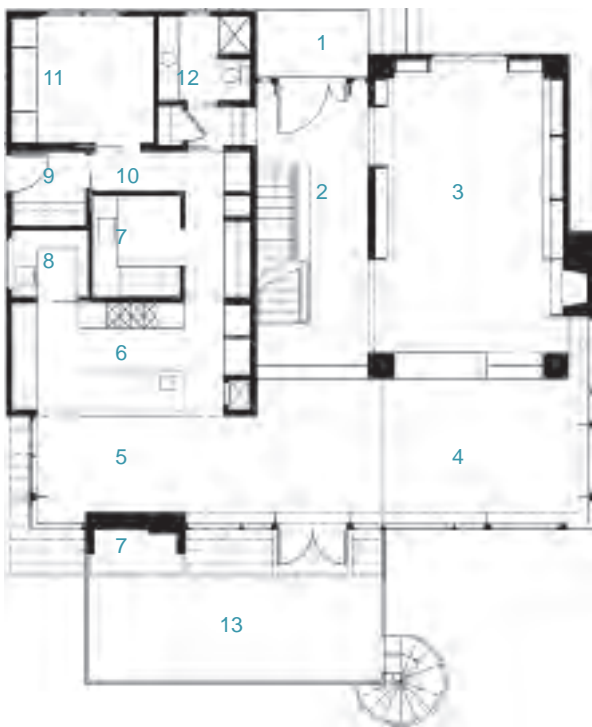
In this case, the designer adopts walnut, marble, stainless steel and steel frameworks in the public area of the living room and the kitchen to realise the client's desire of creating a workshop style space with a nostalgic touch. A livable interior environment with a strong industrial sense has been produced through the successful collocation of these materials.

木材作为室内的装饰材料具有无与伦比的优势，其温润的色泽与粗犷的质感使人引发触摸的体验。

在本案例当中，业主希望创建一种带有怀旧情结的厂房风格，设计师按照这种意图在客厅和厨房的公共区域使用了胡桃木、大理石、不锈钢以及钢材框架，通过这些材料的搭配成功的塑造出了工业感很强的宜居的室内环境。

Project name: Prospect House **Completion date:** 2010 **Location:** Seattle, Washington, USA **Designer:** Janof Hald Architecture **Photographer:** Benjamin Benschneider **Area:** 526 sqm
Award name: American Institute of Steel Construction 2011 National Certificate of Recognition

项目名称：展望楼 竣工日期：2010年 地点：美国，华盛顿 设计师：简诺夫·哈尔德建筑师事务所 摄影师：本杰明·本彻奈德尔 面积：526平方米 奖项名称：2011年美国钢结构协会国家认证



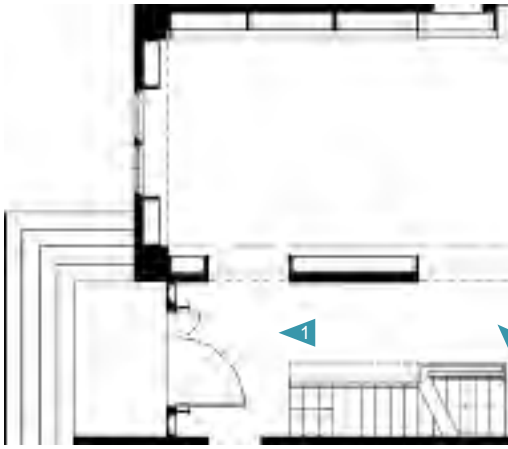
First Floor Plan
一层平面图

- | | |
|-----------------|---------|
| 1. Porch | 1. 门廊 |
| 2. Entry | 2. 入口 |
| 3. Living | 3. 客厅 |
| 4. Dining | 4. 餐厅 |
| 5. Breakfast | 5. 早餐厅 |
| 6. Kitchen | 6. 厨房 |
| 7. Barbecue | 7. 烧烤炉 |
| 8. Pantry | 8. 餐具室 |
| 9. Vestibule | 9. 前庭 |
| 10. Hall | 10. 大厅 |
| 11. Office | 11. 办公间 |
| 12. Powder room | 12. 盥洗室 |
| 13. Deck | 13. 露台 |



Second Floor Plan
二层平面图

- | | |
|-------------------|----------|
| 1. Lounge | 1. 休息室 |
| 2. Bedroom | 2. 卧室 |
| 3. Study | 3. 书房 |
| 4. Open to below | 4. 上下流通区 |
| 5. Master bedroom | 5. 主卧 |
| 6. Master bath | 6. 主浴室 |
| 7. Dressing | 7. 更衣室 |
| 8. Bedroom | 8. 卧室 |
| 9. Homework | 9. 家务区 |
| 10. Bath | 10. 浴室 |



Entry+Living Plan
入口+客厅平面图



1. The bronze front door is by a local artisan; its assymetrical leaves can both be opened to welcome guests for the large events regularly hosted here. The entry hall links these two spaces to the open kitchen, which is finished in the same refined materials as the living room

2. The house is designed for entertaining and convivial family living. The main level contains a library-like living room that steps down to the dramatic two-storey dining room

1. 青铜大门由当地工匠量身定制，非对称的大门两端均可打开，欢迎定期参加娱乐活动的来宾。入口的大厅将这两个空间与开放式厨房衔接在一起，厨房的材料与客厅中的设计材料同样精致

2. 该住宅专为娱乐活动和和谐的家庭生活而设计。主要的楼层内设置了一个图书馆风格的客厅，拾级而下，映入人们眼帘的是一个梦幻般的两层餐厅





Kitchen+Dining Plan
厨房+客厅平面图

1. Walnut cabinetry in the main living areas and kitchen is paired with creamy Calacatta marble and stainless steel

2. Because the owners wished to maintain a domestic yet industrially vintage look to their home, the house employs conventional wide-flange steel in a wind-braced frame, giving the architects an opportunity to use an unusual amount of glass in a two-storey-high, fifty-foot-wide wall. Combining a rigid steel frame with residential grade wood windows created the look of an old factory

1. 主起居室和厨房中的橱柜以胡桃木为原料，与奶白色大理石和不锈钢材料相得益彰

2. 由于业主希望住宅能够保持传统而兼具工业化的复古风格，因此，设计师在防风刚性架构中巧妙运用了传统的防风凸缘钢材料，从而在一个两层高、15米宽的墙面上运用非常规数量的玻璃材料。硬钢框架与住宅等级木窗完美结合，从而营造了一个老旧工厂的形象



1



Master Bedroom+Master Bath Plan


主卧+主浴室平面图



2

1. On the second floor, the upstairs lounge, which sits outside the master suite
2. The materials used throughout the house were chosen for their timelessness and sensual qualities
3. The master bath is entirely sheathed in marble, and polished nickel fixtures and hardware gleam against its honed surface

1. 二楼上设有休息室，位于主套房的外侧
2. 贯穿整个空间的材料的选择遵循耐久性和感知性的原则
3. 主浴室中以大理石为主要材料，而抛光镍装置和硬件上折射出的光芒与其亚光表面形成鲜明的对比



3

56 The choice of stone 石材的选择



Stone, as the traditional building material, possesses the solid, practical and beautiful qualities. The decorative characteristic of the decorative stone is embodied by its colour, pattern, luster and texture.

In this case, the designer selects stone as the main decorative material of the fireplace and the like to highlight the volume and texture of the living room.

石材作为传统的建筑材料同时具有坚固、实用美观的特质。饰面石材的装饰特性主要是由色彩、花纹、光泽以及质地肌理来体现的。

在本案例当中，设计师在壁炉等部位选择石材作为主要的装饰材料，凸显了起居空间的量感与质感。

Project name: Stratford Mountain **Completion date:** 2008 **Location:** Austin, USA **Designer:** Dick Clark Architecture **Photographer:** Dick Clark Architecture **Area:** 677.24 sqm

项目名称：斯特拉特福山宅邸 竣工日期：2008年 地点：美国，奥斯汀 设计师：迪克·克拉克建筑 摄影师：迪克·克拉克建筑 面积：677.24平方米









1. The residence's internal spaces are simply organised with living space on the ground floor which is focus towards the north and the outdoor terrace. The size of all openings is exaggerated in dimension, giving the effect of a larger wall opening and providing a greater of transparency and openness throughout


2. The project included new cabinetry and appliances in the kitchen, new cabinetry and closet redesign

3. Bedroom spaces direct to the distant views to the east

1. 居住的内部空间布局简单，一层设置客厅，北向，并设有户外露台。所有的开窗尽可能地被扩大以打造一个宽敞的墙洞，并为整个空间营造通透、开放之感

2. 该项目既包括对新添加橱柜、厨房用具的设计也包括对原有壁橱的重新设计

3. 卧室内能够将远处的东向景观尽收眼底



57 The choice of metal 金属的选择



In home interior space design, the metal material is mainly used as the load-bearing structure and the decorative finishing. The main feature of the metal material is its shining lustre: the steel and the aluminium showcase the dynamic of the era; the copper seems more gorgeous and elegant; the iron looks simple, unsophisticated and dignified.

In this case, the designer selects the metal material as the decorative material of the terrace and the façade of the building to make a sharp contrast with the rough natural environment.

金属材料在家居室内空间设计中主要应用于结构的承重部分以及饰面部分。光泽突出是金属材料的主要特点。钢材和铝材具有时代的运动感；铜材相对华丽而优雅；铁则显得古朴而厚重。

在本案例当中，设计师在露台以及建筑的外立面上选用的金属材料与周围粗犷的自然环境形成鲜明的对照。

Project name: Blue Sky Home **Completion date:** 2009 **Location:** Yucca Valley, America **Designer:** O2 Architecture **Photographer:** Nuvue Interactive **Area:** 93 sqm

项目名称：蓝天家园 竣工日期：2009年 地点：美国，丝兰谷 设计师：O2建筑设计工作室 摄影师：Nuvue Interactive工作室 面积：93平方米



Master Plan
总平面图

- | | |
|-----------------|---------|
| 1. Balcony | 1. 阳台 |
| 2. Living room | 2. 客厅 |
| 3. Kitchen | 3. 厨房 |
| 4. Audio/visual | 4. 影音室 |
| 5. Pantry | 5. 餐具室 |
| 6. Vesibule | 6. 前庭 |
| 7. Bedroom | 7. 卧室 |
| 8. Closet1 | 8. 壁橱1 |
| 9. Bath room | 9. 浴室 |
| 10. Laundry | 10. 洗衣室 |



1. The decorative effect of the metal materials is highlighted by the raw wood
2. Seamless 30 square metres outdoor deck floats above the site on structurally efficient columns and beams of light gauge steel

1. 金属材质的装饰效果在岩石与原木的衬托下更加突出
2. 30平方米无缝户外甲板漂浮于住宅的上方，以结构型廊柱和轻量型钢梁为主要材料








1. Interiors are defined by the placement of storage cabinetry, eliminating interior framed walls. The metal full-height sliding door and the exposed balcony become the main interface to divide the indoor and outdoor space, and the natural materials and industrial quality play important roles in the decoration of the space
2. The homeowner asked for a modest size, open and adaptable floor plan that was sustainably conceived with durable materials
3. The metal texture contrasts with the raw wood sharply
4. The design would serve as a prototype for a future line of prefabricated "system-built" homes. Emphasis was given to flexible site placement; and ensuring minimal environmental impact while maximising view potential and required privacy
5. The bathroom module, containing all home mechanical, plumbing, and electrical services, is built off-site and delivered with the flat packed "system-of-components"

1. 室内空间由细木橱柜的设置进行界定，取代了室内结构墙的使用。金属的落地推拉门与外露的阳台成为室内与室外的绝对划分界面，自然材质与工业化产品的质感成为空间中重要的装饰元素
2. 住宅的主人希望住宅能够运用耐久的建筑材料，并拥有一个低调、开放、合理的平面格局
3. 家具的金属质感与原木质感形成鲜明的对比
4. 该设计可以被看成是一个未来派“系统建设”预制结构的完美案例。设计的重点是强调空间布局的灵活性；确保对环境负面影响的最小化以及加大空间的观景角度，并确保空间的私密性
5. 浴室空间内设置了所有的家庭设备、管道和电气服务，远离其他空间，并通过平板包装“系统组件”进行能源的输送



58 The choice of the plain concrete 清水混凝土的选择



Different from the ordinary concrete, the plain concrete looks natural and solemn with smooth surface, clear edges and corners, which are formed only by painting the transparent protective agent on its surface but without any decoration. This architectural style uses the naked grey concrete material as the fundamental key decorated with the texture left by removing the formwork and the simple spatial form to construct the Zen-style interior space.

In this case, the designer selects the plain concrete, the glass and the steel as the main building and decorative materials, creating a simple space while integrating the exterior landscape.

清水混凝土不同于普通的混凝土，其表面光滑，棱角分明，无任何装饰，只是在表面涂刷透明的保护剂，因此显得天然而庄重。这种建筑风格，以裸露的灰色混凝土材质为基调，以拆除模板后留下的肌理为点缀，以简洁的空间形式构造出具有禅意般的室内空间。

在本案例当中，设计师选用了清水混凝土、玻璃、钢材为主要的建筑和装饰材料，在创造简约空间的同时也很好的融合了室外的景观环境。

Project name: JD House **Completion date:** 2009 **Location:** Buenos Aires, Argentina **Designer:** BAKarquitectos **Photographer:** Gustavo Sosa Pinilla **Area:** 149 sqm

项目名称: JD住宅 竣工日期: 2009年 地点: 阿根廷, 布宜诺斯艾利斯 设计师: BAK建筑师事务所 摄影师: 古斯塔沃·索萨·皮尼利亚 面积: 149平方米



Master Plan 总平面图

- | | |
|----------------|-------|
| 1. Entry | 1. 入口 |
| 2. Balcony | 2. 阳台 |
| 3. Living room | 3. 客厅 |
| 4. Kitchen | 4. 厨房 |
| 5. Bathroom | 5. 浴室 |
| 6. Living room | 6. 客厅 |



Living Room Plan
客厅平面图



1. 简单地，建筑的外部皮肤由两种材料构成，即混凝土和玻璃，除立面和维护的考虑因素之外，还能够与景观和正式的、结构型功能区完美结合
2. 各体量间在中间楼层纵向交叉
3. 住宅的中央区域是一个L形的客厅，一个室外露台位于其一侧。厨房和餐厅的完美衔接，打造了一个宽敞的、长方形的空间。室内空间和露台之间的界线由一个宽敞的全高玻璃门充当，当该门被打开之时，空间瞬间在视觉上被延伸

1. Briefly, an outer skin made only by two materials - concrete and glass - resolves the integration with the landscape and the formal, structural and functional issues apart from the facades and the maintenance
2. The volumes are crossed perpendicularly and in mid levels
3. The central place of the house, the living room is an L-shaped space, and an outdoor terrace is located on either side of it. It makes a spacious, rectangular space together with the adjoining kitchen and dining area. The boundaries between the interior space and the terraces are configured entirely with full-height glass doors, offering a sense of great openness to the space when the doors are open





Living Room Plan

客厅平面图

1. The social area had to be large enough with the possibility of being adapted to different uses as they frequently receive many friends. The kitchen had to be integrated to the social area and finally it was especially specified that they wanted generous outdoor expansions
2. Designers conceived the house like two pure prisms, placed in a clearing among the trees
3. The project gives a comfortable presence even though it stands in rugged terrain



1. 社交区域因其多样化的功能性而比其他区域更为宽敞，以招待房主经常光顾的朋友们。厨房与社交区域相通，同时向室外进行有效延伸
2. 设计师将该住宅设想成两个纯净的棱镜，在树木的掩映下熠熠生辉
3. 尽管住宅的所在地形崎岖不平，然而其舒适的室内环境依旧令人神往



1. The strong slope of the land was exploited to hide part of the programme, reducing in this way the presence of the built volume. With this volumetric arrangement designers endowed the house with all the required places without losing an independent use of each one. The principal bedroom has its own terrace under roof
2. The facade decoration made up with glass and mirror under the effects of transparency and reflection enhances the texture of concrete



Bedroom Plan
卧室平面图

1. 斜坡地形的开发将项目的一部分进行隐藏，以这种方式减少了建筑体量的呈现。利用这一体化设置，设计师在整个空间内设置了所有功能性空间，同时使各部分之间衔接自然。主卧室拥有独立的露台
2. 玻璃与镜面构成的立面装饰在通透与反射的效果下增强了混凝土的质感

59 The choice of ceramic 陶瓷的选择



The ceramic is a frequently used decoration material at present. Ceramic usually stands for the general term for potteries and porcelains. The potteries with some extent of water absorption and the rough surface may produce a guff and hoarse voice after being knocked; the porcelains enjoys higher sintering degree than potteries with enamel layers but without the ability of water absorption.

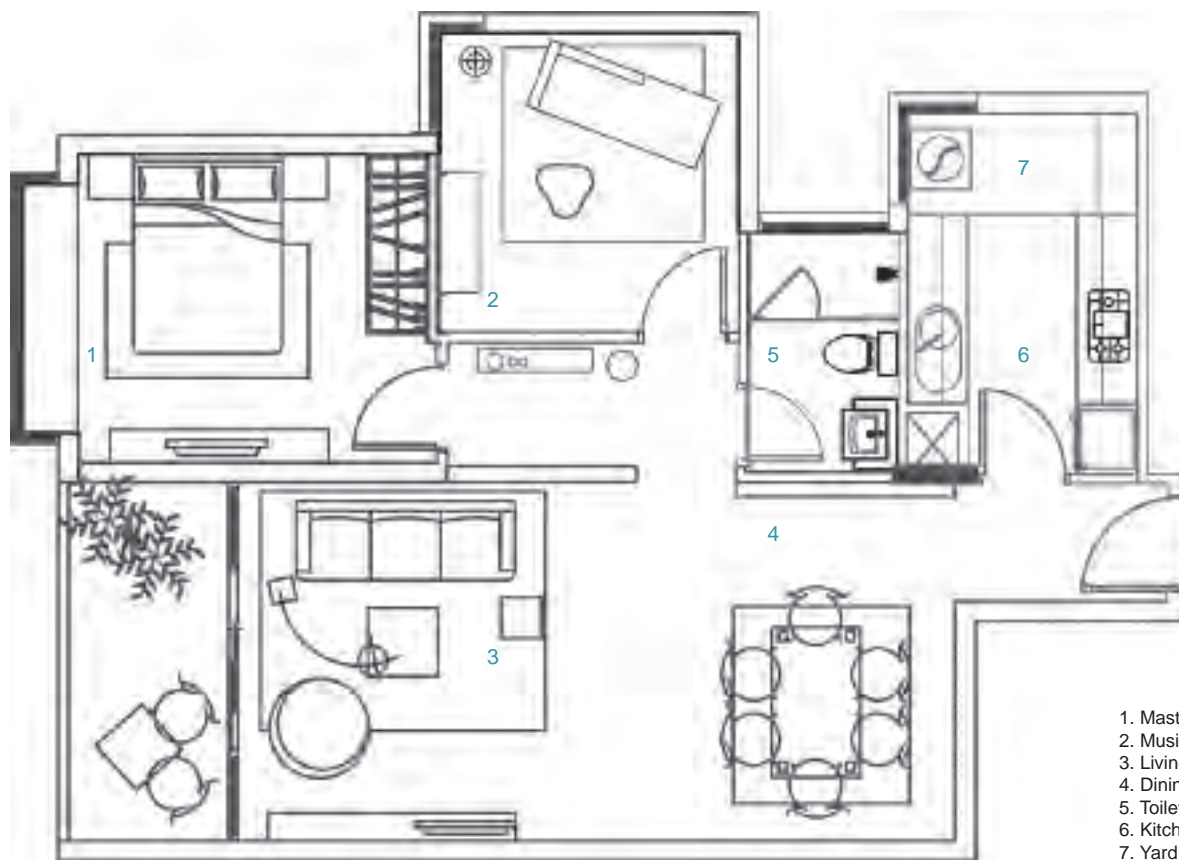
In this case, the designer selects the vitreous china to make the limited interior space simpler and wider through strong ground reflection.

陶瓷装饰材料是目前家居室内空间中使用频率较高的建筑装饰材料之一。陶瓷通常代表陶器与瓷器的总称，陶器具有一定的吸水率、表面粗糙、敲击后声音粗哑；瓷器不吸水、有釉层，烧结度高于陶器。

在本案例当中，设计师选择了釉面陶瓷地砖，通过强烈的地面反射效果使有限的室内空间变得简洁而开阔。

Project name: The Canary **Completion date:** 2007 **Location:** Singapore City, Singapore **Designer:** Ong&Ong Pte Ltd **Photographer:** Ong&Ong Pte Ltd **Area:** 266 sqm

项目名称：加那利住宅 竣工日期：2007年 地点：新加坡，新加坡城 设计师：Ong&Ong设计私人有限公司 摄影师：Ong&Ong设计私人有限公司 面积：266平方米



- | | |
|-------------------|--------|
| 1. Master bedroom | 1. 主卧 |
| 2. Music room | 2. 音乐室 |
| 3. Living room | 3. 客厅 |
| 4. Dining area | 4. 就餐区 |
| 5. Toilet | 5. 卫生间 |
| 6. Kitchen | 6. 厨房 |
| 7. Yard | 7. 庭院 |

Master Plan 总平面图



1



Living Room+Dining Area Plan


客厅+就餐区平面图

1. The reflective ceramic floor together with the simple shape of the space has created a modern aesthetic pop art style

2. A functional white high gloss kitchen with minimal equipment is installed. The texture of the ceramic injects this area a sense of simplicity

1. 镜面反射的陶瓷地面配合简约的空间造型共同创造出具有现代审美形式的波普艺术风格

2. 功能型白色高光厨房内的所有设置均以简约、淳朴的风格为主。陶瓷材料的质感烘托出简约的空间氛围

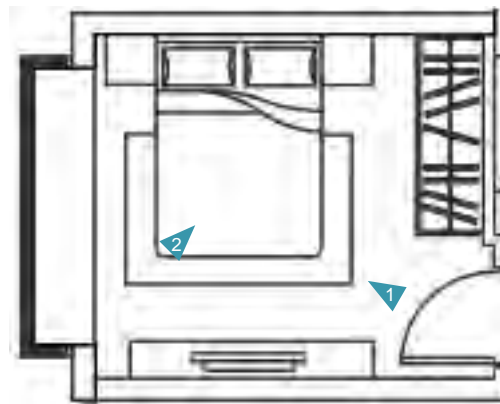


2



In the study room, the matte floor together with the warm lightings from the background has created a quiet atmosphere, and the dark grey carpet has defined the reading area

书房中亚光质感的地面与背景墙面的暖色照明共同创造出静谧的空间氛围，深灰色的地毯暗示出了阅读的空间区域



Master Bedroom Plan
主卧平面图



1. White and bright colours were selected for the 2-bedroom flat. Graphic motifs were hand painted on the wall - this is unique craftwork that still could be found in Vietnam
2. The bedroom was designed with darker hues. Typically, in the Vietnamese culture, darker tones are perceived as luxury
3. Toilet tiles selected in grey hues exudes a fresh modern ambience

1. 两个卧室单元中以白色和亮色为主要色调。墙面上设置的手绘平面图案来自至今依然能够在越南找到的独特工艺作品
2. 卧室采用了暗色调设计。通常，在越南文化中，深色往往意味着奢华之感
3. 灰色的卫生间铺砖散发出清新的现代气息



60 The choice of glass 玻璃的选择



In home interior space design, glass has been gradually developed to regulate light and heat, save energy and protect the environment, control noise, reduce structural weight and improve the environment. The glass after being coloured and polished has increasingly become the significant decorative element of the interior space.

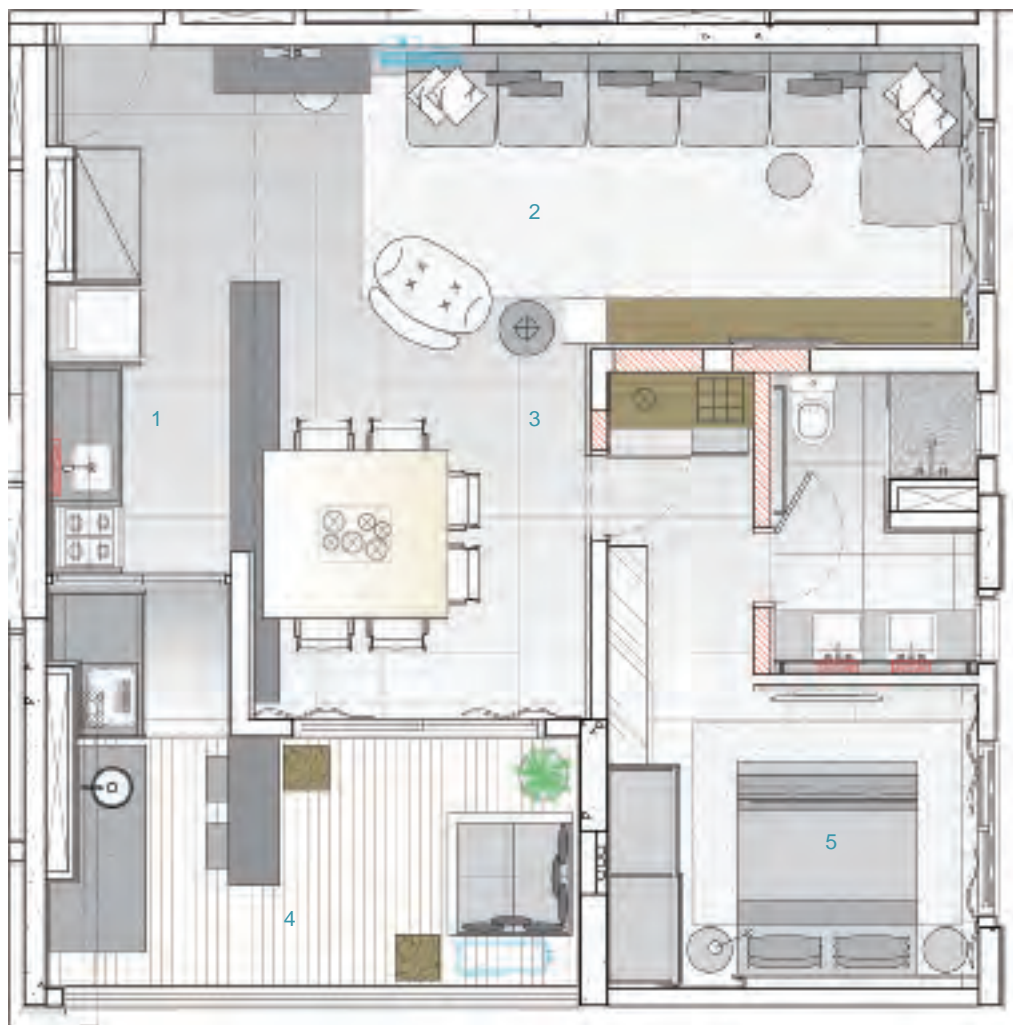
In this case, the designer makes the space wider and creates a tough spatial ambience by the use of the glass material.

在家居室内空间中，玻璃已经不仅仅作为采光材料，而是逐渐向调节光线及热量、节能环保、控制噪音、降低结构自重、改善环境等方向发展。通过着色、磨光等方法使玻璃越来越成为室内空间中重要的装饰元素。

在本案例当中，设计师通过对玻璃材料的运用增强了空间的开阔性，并营造了一种硬朗的空间氛围。

Project name: Camargo Correa Brooklin **Completion date:** 2010 **Location:** São Paulo, Brazil **Designer:** Fernanda Marques Arquitetos Associados **Photographer:** Demian Golovaty **Area:** 74 sqm

项目名称：卡马乔·科雷亚·布鲁克林住宅 竣工日期：2010年 地点：巴西，圣保罗 设计师：费尔南德·马克斯建筑师事务所 摄影师：Golovaty工作室 面积：74平方米



Master Plan 总平面图

- | | |
|-----------------|--------|
| 1. Kitchen | 1. 厨房 |
| 2. Living room | 2. 客厅 |
| 3. Dining room | 3. 餐厅 |
| 4. Balcony | 4. 阳台 |
| 5. Master suite | 5. 主套房 |




1. The main goal, according to the design, is to create an opening area and make the apartment looking like a loft
2. The design is to eliminate as many walls as possible, in order to get spaces as integrated as possible
3. In the case, the client is looking for solutions that can give the visitors the sensation of being penetrating a "masculine", modern and current home, and this idea is crucial to determine the furniture and the finishing materials
4. Lighting is enhanced with lowered ceilings and recessed lighting details, and in this way it is able to produce multiple effects

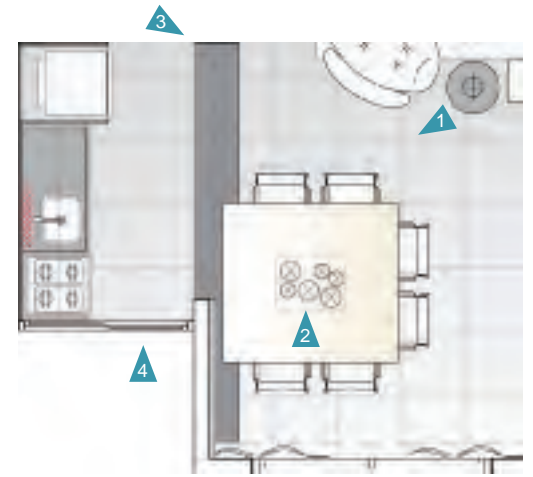


Living Room Plan


客厅平面图

1. 根据主体规划, 设计的主要目标是创建一个开放区域, 将公寓打造成阁楼之感
2. 设计旨在尽量避免墙体的设置, 使空间衔接更为自然
3. 在这种情况下, 客户希望能够找到一个最佳方案, 为访客营造一种“男性化”、现代的家庭空间感, 而这一理念也成为家具和装饰材料的选择关键
4. 低垂的天花板和嵌灯的细节设计将室内的照明效果进一步强化, 同时为空间营造出光影交叠的梦幻般氛围





Kitchen+Dining Room Plan
厨房+餐厅平面图



1. The kitchen, for instance, is completely opened up to the living room and the dining room
2. The design believes that open space can make a small apartment feel spacious; make it look big, generous in terms of circulation
3. The kitchen ensures enlarged spaces, as well as full integration of all the social areas
4. The white mirror at the entrance extends the overall space greatly

1. 厨房完全面向客厅和餐厅开放
2. 在设计师看来，开放式空间能够使小型公寓空间在视觉上更加宽敞；扩大流通空间
3. 厨房的空间较为开敞，同时与所有的社交区域进行衔接
4. 入口处设置的白色玻璃镜面使整体空间无限延展



Bedroom Plan 卧室平面图



1. By privacy reasons, the master bedroom just remains the only completely isolated place in the home
 2. The white glass partition of the bathroom has effectively expanded the space visually
 3. The spacious and transparent storage space reflects the owner's personality of confidence and calmness
-
1. 考虑到私密性的因素，主卧在空间中保持了完全独立的特点
 2. 白色玻璃镜面的浴室隔断扩大了洗漱室空间的视觉效果
 3. 开敞而通透的储藏空间体现了业主自信而硬朗的个性

61 The choice of textile 织物的选择



The fabric furnishings in the home interior space enjoy the rich colour and lustre and the soft texture. Different kinds of fabrics collocate with each other in accordance with the practicality, comfortableness and artistic quality of the interior function.

In this case, the designer successfully creates the decorative style of the French Classicism by the collocation and combination of different fabrics in line with the client's desire.

界面的织物陈设在家居室内空间中体现出色泽丰富、质感柔软的特质，不同织物间的组合围绕室内功能的实用性、舒适性以及艺术性来进行。

在本案例当中，设计师按照业主的意愿通过不同的织物搭配与组合，成功的创造出法国古典主义时期的装饰风格。

Project name: Paris Apartment **Completion date:** 2006 **Location:** Paris, France **Designer:** Alberto Pinto **Photographer:** Jacques Pépion **Area:** 500 sqm

项目名称：巴黎公寓 竣工日期：2006年 地点：法国，巴黎 设计师：阿尔贝托·平托 摄影师：雅克·派恩 面积：500平方米



1. The client's desire was to recapture something of the refinement of the French Grand Siecle, into which was integrated a prestigious array of contemporary artworks. This commission allowed the designer to display the characteristic flavour of his work

2. Designer's creativity allows him to break free of the doctrinal straitjacket of the classical, letting a taste for things past inform the present and add to the pleasure of each passing day

3. Soft furnishings cheer up the window surroundings, while couches and armchairs are covered and trimmed with precious fabrics

4. Art and authenticity are equally instrumental in its restoration: the stone, the marquetry flooring, the woodwork, the painted dados, woodwork, and doors, and the delicacy of the carving by classical ornamentists all conspire in a backdrop that sets off the grace of the bijou furniture found on the antique market or else recreated to the scale of the rooms and following the rules of the style



2



3



4

1. 客户希望建筑能够重新抓住法国“大世纪”时代的精致精髓，并将其融入到一个集成了著名当代艺术品的布局之中。这种理念要求设计师构建出一个个性化的艺术品展示空间

2. 强大的创造力使设计师打破了经典理论的束缚，赋予旧事物以全新的气息，并令每一天都充满欢乐和喜悦

3. 精致的软装饰为窗口周围的环境增添无限活力，而沙发和扶手椅上覆盖和点缀着高贵的织物面料

4. 艺术和真实性也同样有助于法国古典风格的复兴：石材、镶嵌地板、木制品、彩色护墙板、木工、门窗以及由经典工艺加工的精致雕刻品为小巧美观的家具提供了一个优雅的背景，家具一部分来自古玩市场，而另一部分则是根据房间的面积重新定制，严格遵循了空间的设计风格



1. To situate the daring art collection within a typically eighteenth-century framework thus became an aesthetic challenge, rather like those blockbuster exhibitions in which avant-garde works are hung in a period setting
2. The contemporary and the classical enhance each other in an oxymoron typical of Paris, a city where bustling creative energy has always had to vie with the magnificence of the past

1. 将大胆的艺术收藏品置于一个典型的18世纪空间框架内，这本身就是一次有关审美观的挑战，与那些以一个时期为背景下的前卫作品大型展览不同
2. 现代和古典的激情碰撞是巴黎城的一个典型特征，源源不断的创新能量和该城市雄伟壮丽的历史篇章一直令无数人心驰神往



1

1. Lying at the heart of this classical composition, the contemporary art brings with it surprise and buoyancy

2. Each juxtaposition participates in the unmistakable, highly individual world to which designer is so attached

1. 位于这个古典的空间结构核心的当代艺术品为整个空间带来了新鲜和愉悦的气息

2. 室内的陈设搭配和谐，个性鲜明，风格独特



2

62 The change of pattern and background

图与底的变换



“Pattern” and “background” stand for the flooring, the furniture on it and the interactive relations between the two sides. The changes of the pattern and the background mean to exert an influence on human behaviour and psychology through this interactive relation. In home interior space design, both the flooring and the furniture possess some function of space limitation. Once the space is limited, it is endowed with the ability of defining the life style. Therefore, the division of the plane functions of the interior space is the process of coordinating the relations between the pattern and the background.

In this case, the designer re-establishes the division of the plane functions by transforming the original space and forms an orderly space sequence through the reasonable arrangement of the modular furniture.

图与底代表了地面与布置其上的家具以及两者之间的互动关系。图与底的变换意味着通过这种互动的关系来达到一种心理和行为上的影响作用。在家居室内空间设计中，地面及家具都有一定的限制空间的功能，而空间一旦确定，也就具有了限定生活方式的能力。因此，室内平面功能的划分过程就是安排图与底的关系过程。

在本案例当中，设计师通过对原有空间的改造重新确立了平面功能的划分，在对组合家具的合理布置下形成了秩序化的空间序列。

Project name: House Leuven with Pool **Completion date:** 2009 **Location:** Leuven, Belgium **Designer:** Montagna Lunga **Photographer:** Marc Sourbron **Area:** 290 sqm

项目名称：勒芬泳池住宅 竣工日期：2009年 地点：比利时，勒芬 设计师：蒙塔尼亚·伦加 摄影师：马克·索伯伦 面积：290平方米





2



3

1. The texture of the flooring has continued the tactile experience of the wood veneer wall, and contrasts with the cold partition wall sharply. Abstract carving together with the wood wall finishes and stainless steel as well as floor covering forms a rich relationship of the spatial composition
2. The designer renovated the interior completely. It took more than a year to complete the renovation
3. Everything was custom made. It was a heavy renovation in terms of difficulty and logistics
4. The transition of the flooring implies the conversion of the space environment, and the calm living room and smart kitchen have been appropriately expressed by the changes of the flooring

1. 地面铺装的质感延续了墙面木饰面的触觉体验，与冷峻的隔墙形成鲜明的对照。抽象雕塑、墙体木饰面、不锈钢与地面铺装形成丰富的空间构图关系
2. 设计师对室内进行了一次彻底的改造，改造的时间历时一年多
3. 空间内的一切均量身打造。无论从难易程度还是逻辑角度来说，该改造任务都无疑是浩大的
4. 地面材料的过渡暗示了空间氛围的转换，起居室的沉稳与厨房的灵动通过铺装的质感变化恰当的表现出来



4

63 The alternation of the volume 量感的穿插



The wall undertakes the task of the division of the home interior space. Such space division methods as the load bearing wall, the nonbearing wall, the light partition wall and the partition wall divide the homogenised interior space into the space regions with different space volumes. A complete and orderly space sequence is formed through the combination of these space regions.

In this case, the designer divides the enclosed building plane into lots of flowing spaces by the use of a group of partition walls so as to provide multiple possibilities for people's activities.

家居室内空间的划分由墙体完成，承重墙、非承重墙、轻质隔墙与隔断等分割方式将均质化的室内空间划分成体量不同的空间区域，通过这些空间区域的组合形成完整的、有序化的空间序列。

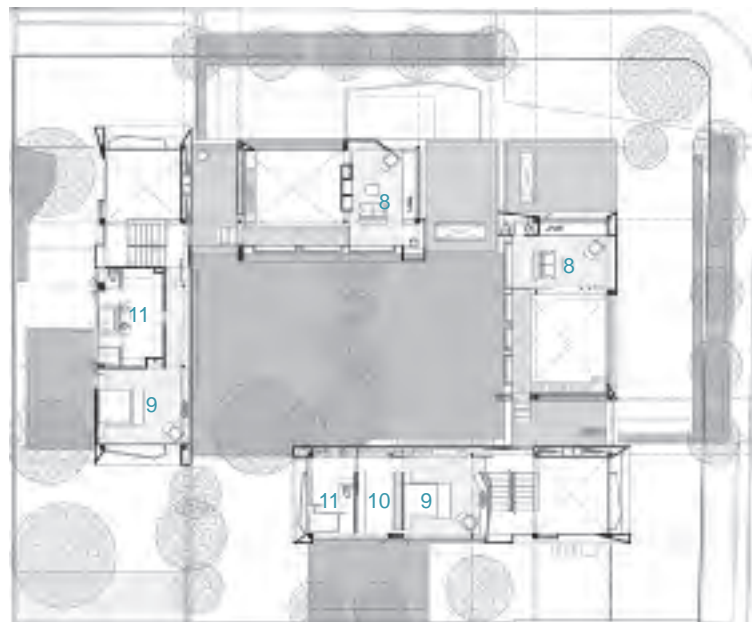
在本案例当中，设计师通过隔墙的组织将围合的建筑平面形式划分出许多相互流动的空间环境，并为人们的活动提供了多种的可能性。

Project name: Twin Houses **Completion date:** 2008 **Location:** Bogotá, Colombia **Designer:** MGP Arquitecturay Urbanismo **Photographer:** Andrés Valbuena, Jorge Gamboa, Rodrigo Dávila **Area:** 1,136 sqm **Award:** Asocreto, Concrete Excellence Prizes, September 2010

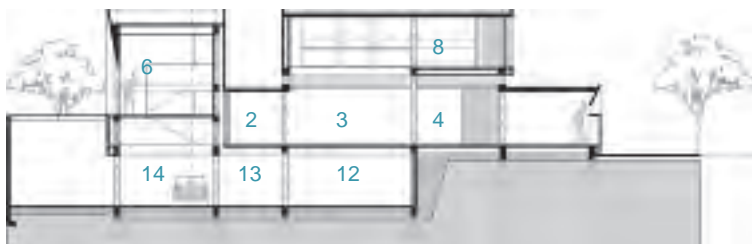
项目名称：双子住宅 竣工日期：2008年 地点：哥伦比亚，波哥大 设计师：MGP城市建筑设计事务所 摄影师：安德烈斯·巴尔武埃纳，豪尔赫·甘博亚，罗德里戈·达维拉 面积：1,136平方米 获奖名称：2010年9月Asocreto混凝土优秀奖



First Floor Plan 一层平面图

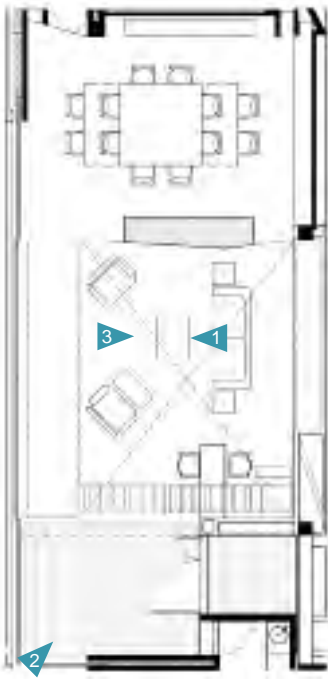


Second Floor Plan 二层平面图



Section Plan 剖面图

- | | | | |
|------------------|----------------------|----------|-----------|
| 1. Central patio | 8. Studio | 1. 中央天井 | 8. 工作室 |
| 2. Main entrance | 9. Main bedroom | 2. 主要入口 | 9. 主卧 |
| 3. Living room | 10. Walking closet | 3. 客厅 | 10. 步入式衣橱 |
| 4. Dining room | 11. Bathroom | 4. 餐厅 | 11. 浴室 |
| 5. Kitchen | 12. Electrical plant | 5. 厨房 | 12. 设备间 |
| 6. Family room | 13. Laundry room | 6. 家庭娱乐室 | 13. 洗衣室 |
| 7. Bedroom | 14. Parking | 7. 卧室 | 14. 停车处 |



Living Room Plan
客厅平面图



1. Two eloquent, L-shaped concrete containers that depend on each other in order to live individually. Each house complements its neighbour to configure the central patio and to have intimacy at the same time. The houses live inside from the outside. The concrete containers shape both patios in a sequence descending on the terrain. The inner and the outer spaces merge and acquire the same spatial value

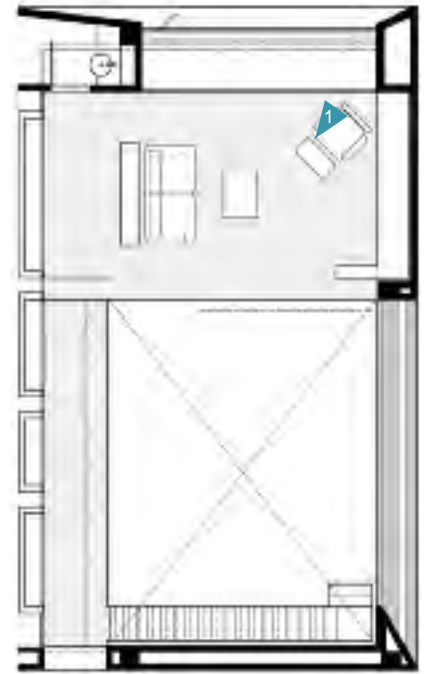
2. From the outside, the exposed wood's texture complements the concrete's hardness

3. The project is the result of the dream of two families: the architect's family and his sister's family. Each one composed by four members, father, mother and two children. The houses were designed for the families to grow independently or together. The architect designed two family houses very much alike. A pair of twin houses in a very special place in a city with a privileged weather, where the light changes the colour of vegetation every hour


1. 两个形象的L形混凝土集装箱相互依靠，旨在打造两个相对独立的生活空间。每个房间与中央天井完美衔接，同时确保各个空间的私密性。该住宅室内外空间衔接巧妙。混凝土集装箱的形态，露台根据地形的变化顺势而下。室内外空间界线极不明显，具有同样的空间价值

2. 从外部来看，裸露的木材纹理与混凝土的坚实质地完美结合

3. 该住宅是两个家庭——建筑师一家及其妹妹一家的梦想家园。每个家庭中有四个成员，包括爸爸、妈妈和两个孩子。住宅的设计重点在于确保住宅独立性的同时将二者进行巧妙衔接。两个家庭住宅的结构极为相像。在一个气候鲜明的城市中，在同一特殊地点打造出来的一个双子建筑着实令人瞩目，而光线每隔一小时对植被颜色产生的影响则更是奇妙



Studio Plan
工作室平面图

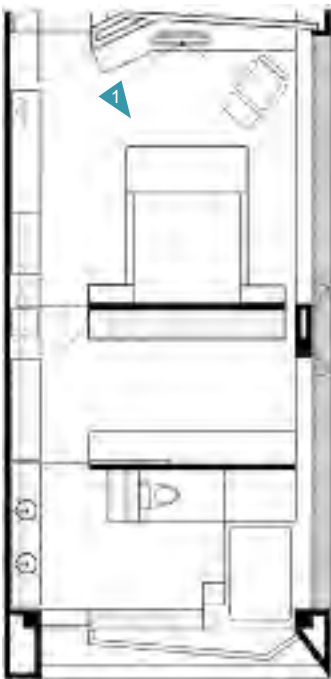


1. The owner's studio is developed as a floating box, located on the second floor in the last bent container, with the purpose of isolating this space

3. The concrete shells enclose the interior divisions, all being dry walls or wood walls. This way, with the passing of time, the interior distribution is changeable according to each family

1. 房子主人的工作室被巧妙地开发成一个浮动的盒子，坐落于二楼“集装箱”的拐角，确保空间的静谧

3. 混凝土清水墙或木墙将室内划分的区域进行围合。如此一来，室内的分区可以随着每个家庭成员的增多进行改变



Bedroom+Bathroom Plan
卧室+浴室平面图



1. The houses are like luggage, hard on the outside and soft in the inside in order to let the changes in the family transform the interior spaces

2. The concrete walls bend and fold to show the plasticity of the material and to reinforce the entrance of light against the concrete

1. 这两个住宅犹如两个行李箱，外部坚实、内部柔软，可以根据家庭成员的变化相应地对室内空间进行调整

2. 混凝土墙壁的弯曲和褶皱彰显了材料的可塑性，同时强化入口处的照明效果

64 The definition of pleasure 悦动的限定



In home interior space design, the ceiling design brings about the visual experience that represents the materialisation and extension of the territoriality of individual space. This kind of spatial integrity is people's inherent psychological need. Any visual changes on the basis of the integrity will produce the delighted experience effects.

In this case, the designer intensifies the dynamic effects of the interior space by combining the natural lighting and the artificial lighting. Above all, the lighting effect on the ceiling of the living room will change with time.

在家居室内空间设计中，顶面设计带来的视觉体验代表了个人空间领域感的物化外延，这种空间的完整性是人与生俱来的心理需求。在这种完整性的基础上，任何的视觉变化都会带来愉悦的体验效果。

在本案例当中，设计师通过自然照明与人工照明结合的方式增强了室内空间的运动效果。尤其是起居室的顶面的光影效果随着时间的变化而变化。

Project name: Sinu River House **Completion date:** 2010 **Location:** Monteria, Colombia **Designer:** Antonio Sofan **Photographer:** Carlos Tobon **Area:** 500 sqm

项目名称: Sinu河住宅 竣工日期: 2010年 地点: 哥伦比亚, 蒙特里亚 设计师: 安东尼奥·苏凡 摄影师: 卡洛斯·图本 面积: 500平方米



Master Plan 总平面图

- | | | | |
|----------------|--------------------|--------|----------|
| 1. Living | 8. Bathroom | 1. 客厅 | 8. 浴室 |
| 2. Dining | 9. Walk-in closet | 2. 餐厅 | 9. 步入式衣橱 |
| 3. Kitchen | 10. Studio | 3. 厨房 | 10. 工作室 |
| 4. Garage | 11. Bedroom | 4. 车库 | 11. 卧室 |
| 5. Laundry | 12. Master bedroom | 5. 洗衣室 | 12. 主卧 |
| 6. Maid's room | 13. Master bath | 6. 佣人房 | 13. 主浴室 |
| 7. Bedroom | 14. Pool | 7. 卧室 | 14. 游泳池 |




1




Entrance+Pool Plan
入口+游泳池平面图

1. The entrance vestibule divides the bedrooms quarter from the living spaces. It is open on both sides to allow the breeze blowing from the river to go through the house after it is freshened by the water in the pool
2. The pool

1. 入口玄关将起居室的四分之一空间划为卧室。两端进行开放式设计，能够使来自河面上的清风吹过泳池水飘入室内
2. 游泳池



2



Living+Dining Plan
客厅+餐厅平面图

1. Baby blue sheer drapes were selected to achieve an optical illusion of coolness under the overhang. Also, the blue tinted glass and matching ceiling colour help complete the breezed effect of the shaded environment. The living and dining rooms have soaring ceilings which reach 5 metres. Patterned painted cement tiles in shades of blue were used to clad a coffer above the living room ceiling which is as well emphasised by a light cove

2. Even though the space flows seamlessly between the living and dining, both rooms are separated by a white lacquered wood door that forms a plaid pattern when open. A much more subtle geometry is used to highlight the ceiling above the dining room, a pattern formed by bare fluorescent light bulbs flush to the face of the drywall ceiling

3. High ceilings also soar in the kitchen. They help exhaust the hot air through the high clerestories

1. 淡蓝色的窗帘为天花板下的空间在视觉上营造凉爽之感。同时，蓝色玻璃和同一色调的天花板一同为光影空间营造了清风般视觉效果。客厅和餐厅的天花板高达5米。彩色图案水泥花砖以蓝色为背景，在客厅的天花板上将一个密闭板进行覆盖，同时在一个灯槽的映衬下更为突出

2. 客厅和餐厅空间衔接巧妙，同时二者之间的白色喷漆木门将它们进行鲜明地区分，当木门被打开的瞬间，立即在空间内展开一个精致的格子图案。一个微妙的几何图形有效地突出了餐厅上方的天花板，裸露的荧光灯在干式墙面上投下了曼妙的光影

3. 厨房中也延续了高耸的天花板结构，有效地赶走闷热空气，加强室内通风



1. The guest's bedroom faces east and overlooks into a landscaped access courtyard
2. The ample master bedroom faces the infinity pool and the river beyond. The integration with nature reassures that this house is a breathtaking example of habitable contemporary architecture
3. Master bath

1. 客卧向东而设，能够将通往庭院的景观尽收眼底
2. 宽敞的卧室面向广阔的泳池和旁边的河面而设。与自然的巧妙融合再一次验证了这一宜居现代住宅的经典案例身份
3. 主浴室



Master Bedroom+Master Bath Plan
主卧+主浴室平面图

65 Space magician 空间魔术师



Home interior space design is a technology, but also visual arts that all its design techniques about shape, colour and texture focus on creating the meaningful ambience. With the development of the times, the concept of modelling has always represented the radical concept revolution which will follow the developing trend from complex to simple. During this process, the visualisation of material will gradually liberate itself from the simple modelling as the independent decorative vocabulary and express the spatial quality.

In this case, the designer uses the ordinary materials to create a comfortable living environment. The collocation and combination of the materials express the designer's understanding of life quality, among which the sustainable design concept is also one of

the important design methods.

家居室内空间设计是一门科学，亦是一门视觉的艺术，所有关于形、色、质的设计手法都是为了创造出有意味的空间氛围。随着时代的发展，造型的概念一直代表着激进的理念革命，由繁到简是其发展的趋势。在这一过程中，材料的视觉化逐渐变成独立的装饰语汇从单纯的造型中解脱出来，表达出空间的气质。

在本案例当中，设计师使用普通的装饰材料创造出舒适的居住环境，材料的搭配与组合表达着设计师对于生活品质的理解。其中可持续的设计理念也是重要的设计手段之一。

Project name: The Hillside House **Completion date:** 2010 **Location:** California, USA **Designer:** SB Architects **Photographer:** Mariko Reed/Matthew Millman/Robert Bengtson **Area:** 197 sqm

项目名称: 依山住宅 竣工日期: 2010年 地点: 美国, 加利福尼亚州 设计师: SB建筑师事务所 摄影师: 真理子·烈得, 马修·密尔曼, 罗伯特·朋特逊 面积: 197平方米



First Floor Plan

一层平面图



Second Floor Plan

二层平面图



Third Floor Plan

三层平面图

1. Guest bedroom
2. Entry porch
3. Laundry
4. Terrace
5. Yoga deck
6. Baby
7. Master bedroom
8. Master terrace

9. Dressing
10. Master bath
11. Office
12. Outdoor kitchen & family
13. Upper terrace
14. Living
15. Dining
16. Kitchen

1. 客卧
2. 入口门廊
3. 洗衣室
4. 露台
5. 瑜伽平台
6. 儿童房
7. 主卧
8. 主露台

9. 更衣室
10. 主浴室
11. 办公间
12. 室外厨房&家庭活动区
13. 顶端露台
14. 客厅
15. 餐厅
16. 厨房



Entry Porch Plan
入口门廊平面图



1

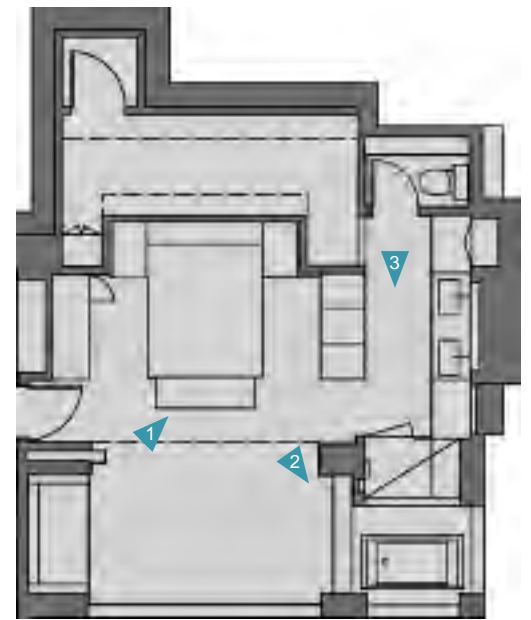



2



3

1. Front door detail
 2. The design of the staircase's lightings
 3. Upper floor landing
-
1. 前门细节
 2. 楼梯间照明设计
 3. 上层楼面楼梯平台



Master Bedroom+Master Bath+Dressing+Master Terrace Plan

主卧+主浴室+更衣室+主露台平面图

1. The four-storey home steps back into the hillside, working its way around the trees, driven by the views, and defined by the intimate relationship between indoors and outdoors
2. Private and living zones are set on their own floors; every space has its own private terrace, and every window embraces views of the surrounding trees or the San Francisco skyline in the distance
3. Design elements crafted locally from reclaimed materials – such as hand-crafted tile from Sausalito-based Heath Ceramics and steelwork from artisan Brian Kennedy – give this project deep roots in the community, making it sustainable from a community standpoint

1. 这个四层家庭住宅向后缩进到山腰之中，在树木的环抱下矗立，风景优美，室内外空间衔接巧妙
2. 私人空间与生活区独立分开，每一个空间都有各自的私人露台，每一个窗口均能够领略到周围的植被景观或远处旧金山的天际线
3. 设计元素主要来自对本地回收材料的精心制作，例如，来自索萨利托希思陶瓷的手工加工、工匠布赖恩·肯尼迪的钢制品等，这一切完美展现了该项目植根于生态的特征以及从生态的角度进行可持续设计的理念



1



2



Kitchen+Dining+Living+Upper Terrace Plan
厨房+餐厅+客厅+顶端露台平面图



3



4

1. Most of the sustainable solutions were carefully planned, but some came about simply through the synergies created by bringing all of these innovative designers, suppliers and artisans together with a singular mission

2. A covered terrace acts as an indoor/outdoor family room off the main living level, visually and psychologically expanding the space

3. Every inch of this LEED Platinum custom home has been designed to maximise its sustainability, in direct response to the site, trees and views. Consequently, this home lives far larger than its actual footprint, but with an impact that is far less

4. View of indoor, outdoor room & living room beyond

1. 该项目运用了大量的可持续设计方案，在极富创造力的设计师、供应商以及工匠们的全力合作下，运用协同效应，将这些方案进行简化

2. 带有遮篷的露台同时也扮演了室内、室外家庭娱乐室的角色，与主要生活区进行分离，在视觉和心理上对空间进行扩大

3. 这一获得LEED白金认证的家庭，其每一个角落的设计均以最大限度地发挥可持续性为准则，直接与其所在地和周围的植被和景观进行回应。因此，该家庭空间的面积远大于它的实际面积，但同时环境的消极影响值却极低

4. 室内外房间以及旁边的客厅景致

DECORATIVE DESIGN PRINCIPLES

装饰设计法则



66. Unity and contrast 272

统一与对比

67. Principal and subordinate & emphasis 276

主从与重点

68. Balance and stability 278

均衡与稳定

69. Contrast and delicate difference 282

对比与微差

70. Rhythm and tune 286

节奏与韵律

71. Proportion and scale 290

比例与尺度

72. The use of affixture 294

张贴设计

73. Suspension design 298

悬挂设计

74. Paving design 302

铺贴设计

75. Furniture arrangement 306

家具布置

76. The choice of lighting shape 310

灯具选型

77. Direct illumination 314

直接照明

78. Indirect illumination 318

间接照明

79. Diffuse illumination 322

漫射照明

80. Mixed illumination 326

混合照明

81. Greening design 330

绿化设计

82. Furnishings for daily use 334

日用品陈设

83. Art furnishings 338

艺术品陈设

84. Textile furnishings 342

织物陈设

85. Waterscape design 346

水景设计

86. Scene creation 350

情景创造

66 Unity and contrast 统一与对比



Working with the special qualities of the architecture, the interior design has become a science in itself. The elements used in artistic expression of any visual art such as shape, colour, and texture are also used in modelling an architectural form. Through this modelling with the selection and placement of interior furnishings, the designer must create an environment with a deeper connection to the owner living within. Over time, the designers' design aesthetic has developed from the complex to the simple, radically changing the way they conceptualise space and utilise decorative elements.

In this case, the designer uses ordinary materials to create a comfortable living environment. The collocation and combination of materials express the designer's understanding of life quality, among

which the sustainable design concept is one of the important instruments.

家居室内设计要与建筑的空间性质保持一致，因此其本身就是一门科学。任何视觉艺术表现手段所包含的诸如形状、颜色和材质等因素也常用于建筑造型设计中。通过建筑造型设计、室内陈设品的选择与摆放，设计师必将打造一个与主人关系更加亲密的室内环境。随着时间的推移，设计师的设计审美逐渐由复杂向简单过渡，彻底地改变了他们以往规划空间与利用装饰元素的方式。

在本案例中，设计师用普通材料打造了一个舒适的生活环境。材料的搭配与结合表达了设计师对生活品质的理解。其中，可持续的设计理念是重要的设计手段之一。

Project name: Winter Oceanfront Residence **Completion date:** 2007 **Location:** Hillsboro Beach, Florida, USA **Interior Designer:** Kathryn Scott Design Studio Ltd **Architect:** Max Wolfe Sturman Architects **Photographer:** Daniel Newcomb **Area:** 1,021 sqm

项目名称：冬日海滨住宅 竣工日期：2007年 地点：美国，佛罗里达州，西尔斯博勒海滩 室内设计师：凯瑟琳·斯科特设计工作室有限公司 建筑师：麦克斯·沃尔夫·斯特曼建筑师事务所 摄影师：丹尼尔·纽科姆 面积：1,021平方米

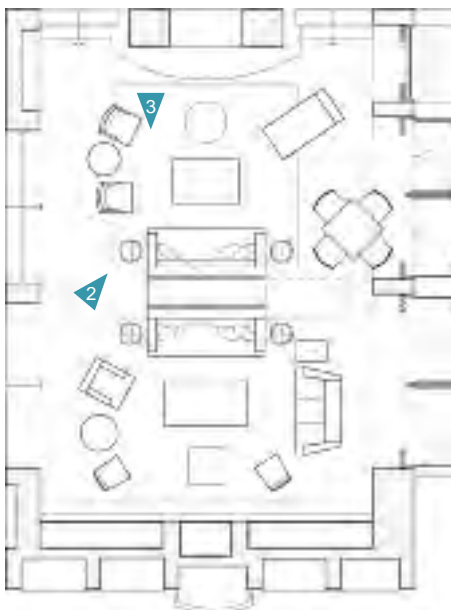


First Floor Plan
一层平面图



Second Floor Plan
二层平面图

- | | | | |
|-------------------------|---------------------------|--------------|-------------|
| 1. Entrance | 9. Pool | 1. 入口 | 9. 游泳池 |
| 2. Bar | 10. Gazebo | 2. 吧台 | 10. 露台 |
| 3. Living room | 11. Jacuzzi | 3. 客厅 | 11. 按摩浴缸 |
| 4. Dining room | 12. Library | 4. 餐厅 | 12. 藏书室 |
| 5. Kitchen | 13. Guest bedroom | 5. 厨房 | 13. 客卧 |
| 6. Front deck | 14. Master bedroom | 6. 前端平台 | 14. 主卧 |
| 7. Wood deck to ocean | 15. Open to hallway below | 7. 海水方向的木质平台 | 15. 面向下方的门厅 |
| 8. Guest bedroom/office | | 8. 客卧/办公间 | |



Living Room Plan
客厅平面图



1. Mexican Saultillo floor tiles were selected for their handmade quality, with the ones showing animal footprints (created when dogs walked over the wet terracotta while they were being made) left for the most predominant areas, so they would not be missed

2. In building the house, no corner beads were used in the plaster wall construction, allowing the surfaces and contours to be delightfully irregular

3. The custom doors and cabinetry were all made from Cypress wood, which has a rustic character often used by Addison Mizner, famous for his Spanish Colonial Revival architecture of old South Florida. The wall colours were not created by normal house paint but with natural powdered pigments incorporated in the wet wall plaster

1. 设计师选用了手工工艺一流的墨西哥萨利托地砖，将动物脚印（在小狗踩到未干的陶器上留下的足迹）与最重要区域进行衔接，匠心独运

2. 在住宅的建设过程中，没有一处护角条采用石膏墙面结构，允许表面和轮廓存在跳跃的不规则性

3. 特别设计的门和橱柜全部以桧木为原料，其粗糙的个性魅力一直被曾以设计南佛罗里达州西班牙殖民地复兴建筑而闻名的艾迪生·米兹纳所追捧。墙面色彩的选择并没有运用普通的住宅喷漆，而是将天然粉状颜料与潮湿的涂墙粉结合在一起



Kitchen+Dining Room Plan
厨房+餐厅平面图

- 2. The Mexican architect, Luis Barragan, was the inspiration in selecting the colours of the house and the way they were applied
- 3. The library

- 2. 墨西哥建筑师路易斯·巴拉干为住宅色调的选择和应用提供了灵感
- 3. 藏书室



1. The client wanted comfort and high quality furnishings cohesive with the casual serenity of the architecture itself
2. The exterior doors and windows were made of mahogany for their visual warmth and rich character. The custom designed bronze interior and exterior railings have developed a rich patina, and ages gracefully. The material was selected because of how it withstands the harsh sun and salt air
3. The large wood trusses and wood plank ceilings were hand coloured to show slight variations of faded browns. The house is luxurious without being pretentious; a wonderful place to slow down to enjoy the simple pleasures of life

1. 客户希望室内陈设具有舒适、高品质的特色，能够与建筑自身的休闲而宁静相得益彰
2. 外门和窗户采用红木材料，以在视觉上营造温暖、丰富之感。特别定制的室内外青铜栏杆在光线的照射下散发出独特的光彩，并彰显成熟、高雅的气息。选择该材质的主要原因是因为青铜能够经受起强光和潮湿空气的侵蚀
3. 大木桁架和木质天花板采用手绘设计以体现渐变棕色的细微变化。该住宅奢华而不失低调；如此奇妙的空间能够自然减慢人们的脚步去享受生活的简单乐趣

67 Principal and subordinate & emphasis 主从与重点



Home furnishings is far from piling up them blindly but forming a harmonious relationship through proper organisation and coordination, during which the relation between the principal and the subordinate is a key element. The quality of the interior space can be expressed in the most directive and effective way by the display of the principal furnishings.

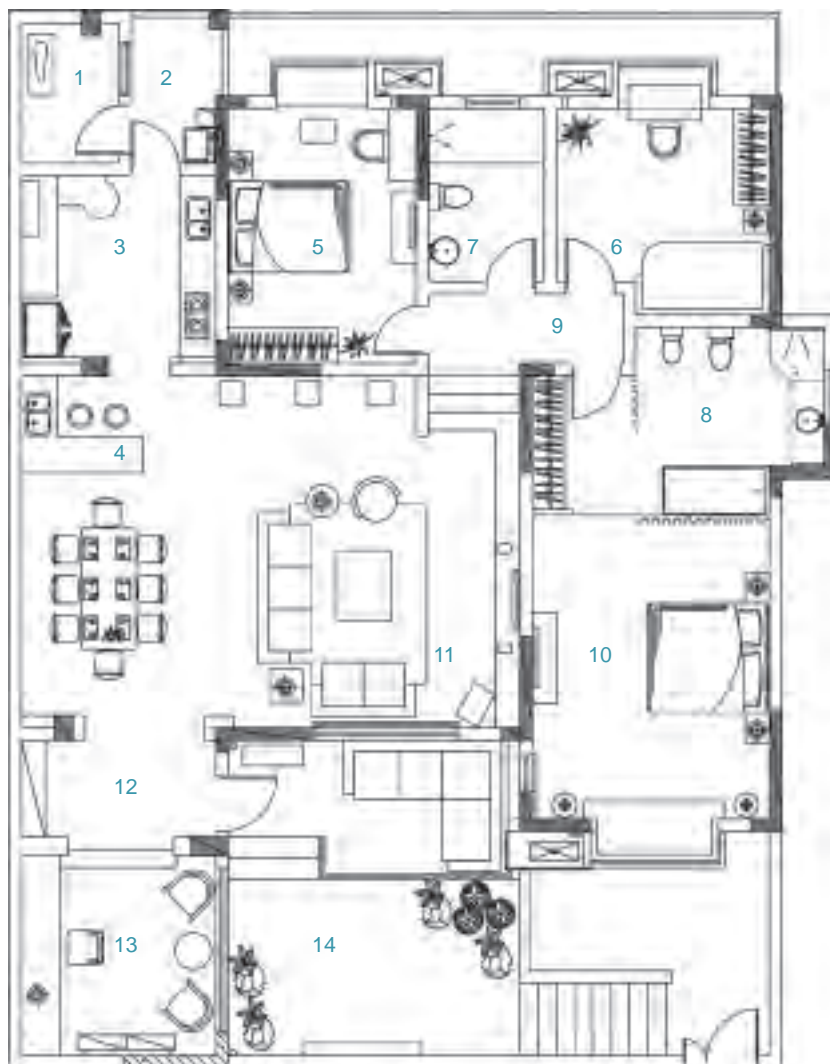
In this case, the designer chooses a set of modular couch to divide the space and the decorative artworks in Southeast Asian style to match it. The collocation in the principal and subordinate mode, simple and visualised, not only meets the functional requirements but creates the interior spatial ambience.

家居陈设品的布置并不是一味的堆砌，而是需要通过恰当的组织与协调来形成一种和谐的对比关系，在这种关系当中，主从与重点是一项很重要的因素。通过对主要陈设品的体现，用最直接有效的方式传达出室内空间的气质。

在本案例当中，设计师在起居室中选择一组组合沙发来分隔空间，并选配了几组代表东南亚风格特征的艺术品装饰。通过这种主从式的搭配既满足了功能的需要又营造出了室内空间的氛围，简练而直观。

Project name: Dahua - Island Against Water **Completion date:** 2008 **Location:** Chengdu, China **Designer:** Hong Kong Fong Hong Architects **Photographer:** Wang Jianlin **Area:** 178.9 sqm
Main materials: floors, stone, mosaic, silver mirror, paint

项目名称：大华·水映岛 竣工日期：2008年 地点：中国，成都 设计师：香港方黄建筑师事务所 摄影师：王剑林 面积：178.9平方米 主要材料：地板、石材、马赛克、银镜、乳胶漆等



Master Plan
总平面图

- | | |
|------------------------|--------------------|
| 1. Multi-function room | 8. Master bathroom |
| 2. Balcony | 9. Foyer |
| 3. Chinese kitchen | 10. Master bedroom |
| 4. Western food island | 11. Living room |
| 5. Elderly room | 12. Hall |
| 6. Children's room | 13. Study |
| 7. Guest bathroom | 14. Garden |

- | | |
|---------|--------|
| 1. 多功能房 | 8. 主卫 |
| 2. 阳台 | 9. 过厅 |
| 3. 中餐厨房 | 10. 主卧 |
| 4. 西餐岛台 | 11. 客厅 |
| 5. 老人房 | 12. 门厅 |
| 6. 儿童房 | 13. 书房 |
| 7. 次卫 | 14. 花园 |



Study+Living Room
+Western Food Island Plan
书房+客厅+西餐岛台平面图



1. Designers have built it into the Southeast Asian-style casual house. Dark wood, sectional floor, dark mosaic, art furniture and many ornaments all give full expression of the Southeast Asia's living style. It is an ideal quiet haven for the busy owner to relax and enjoy life

2. The integration of the living room and dining room greatly expands the hall. The West-food table at the corner of the dining room can also be used as bar

1. 设计师将其打造成了东南亚风情的休闲雅居。深色木作、有节地板、深色马赛克、艺术家具与饰品无不体现了东南亚生活的点点滴滴。在都市繁忙的工作之余，这里就是一个放松精神、享受生活的宁静港湾

2. 客厅与餐厅连接布置，使厅堂更显大气。在餐厅一角布置上西餐台，兼具酒吧的功能

68 Balance and stability 均衡与稳定



The decorative design of the home interior space is comprised of the interface of the architectural decoration and the furnishings. The design process becomes a coordination of various kinds of decorative vocabulary with the abstract concept of spatial composition to create equilibrium and stability. The interaction of shape, pattern, scale and proportion defines the style and decorative elements included in the interior.

In this case, the furnishings are mixed together with the art, and at times the furniture becomes the art through a conceptual installation within the interior space, thus forming a curious relationship between the practical and conceptual. In addition the architecture itself becomes an art defined not only by its sculptural and spatial qualities, but by the way, it

directs light to pass through the rooms throughout the day.

家居室内空间中的装饰设计既包括建筑装饰的界面设计又包括物品陈设设计。家居室内空间的设计过程是各种装饰元素与抽象的空间构成概念的协调过程，从而来实现均衡与稳定。各种装饰元素的造型、风格样式、尺度比例等因素限定了整个室内空间及包含其中的各种装饰元素的风格。

在本案例中，设计师将陈设物品设计与艺术相结合，形成了现实与抽象之间一种微妙的关系。此外，建筑本身成为一种艺术，这种艺术不仅受雕刻品质与空间性质的限定，而且受到建筑引进日照光线的方式的限定。

Project name: Upstate New York Residence **Completion date:** 2007 **Location:** Ancram, New York, USA **Interior Designer:** Kathryn Scott Design Studio Ltd **Architect:** HHF Architects GmbH + Ai Weiwei **Photographer:** Ellen McDermott **Area:** 483 sqm

项目名称：纽约州北部公馆 竣工日期：2007年 地点：美国，纽约，安克拉姆 室内设计师：凯瑟琳·斯科特设计工作室有限公司 建筑师：HHF建筑师有限公司，艾未未 摄影师：埃伦·麦克德莫特 面积：483平方米



- | | |
|--------------------|-----------|
| 1. Covered terrace | 1. 带遮篷的露台 |
| 2. Dining | 2. 餐厅 |
| 3. Living | 3. 客厅 |
| 4. Kitchen | 4. 厨房 |
| 5. Entrance | 5. 入口 |
| 6. Atelier | 6. 工作室 |

First Floor Plan 一层平面图



- | | |
|--------------------|---------|
| 1. Library | 1. 藏书室 |
| 2. Guest bathroom | 2. 客卫 |
| 3. Guest bedroom | 3. 客卧 |
| 4. Guest closet | 4. 次储藏室 |
| 5. Master closet | 5. 主储藏室 |
| 6. Master bathroom | 6. 主卫 |
| 7. Master bedroom | 7. 主卧 |

Second Floor Plan 二层平面图

1. The structure is diminished to the essence of utmost simplicity, not needing or wanting anything more. The furnishings are also art forms in themselves, adding to the cultural quality of the house

2. The architects had a significant art collection to consider when designing the building form and window placement

3. Some windows are placed high, above one's head, to sculpt the sunlight during its daily path, and others are slivers of openings, with carefully placed expanses to open the room to view of the nature outside

4. The chairs, tables and sofas had to be comfortable without disrupting the harmony of the interior architecture. The desire was to use just enough furniture to serve that uprose and no more

1. 结构尽可能地实现了简约化，多一分则过，少一分则不及。充满艺术气息的室内陈设为住宅增添了无限文化内涵

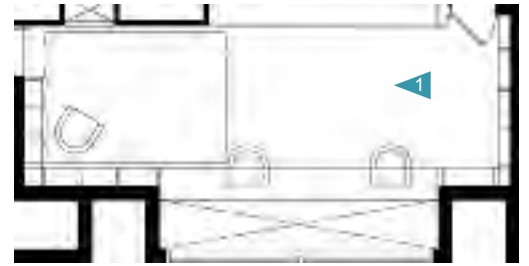
2. 建筑师在设计建筑形态和窗口布局的过程中对艺术收藏品的重要性进行了充分参考

3. 有些窗口设置在头顶的位置，以便能够改变光线照射的轨迹；而另外一些小型开窗则被精心地设置在房间的周围，以将室外美景自然引入到室内，打造通透的空间效果

4. 座椅、餐桌和沙发在强调舒适感的同时，与室内建筑形成和谐的整体。设计的宗旨是仅仅运用足够的家具以满足上述要求，更多的家具可能会产生繁琐、累赘之感



Living+Dining Plan
客厅+餐厅平面图



Library Plan
藏书室平面图

1. Patterns, textures and materials were all controlled very carefully so the perfect balance would be achieved between the furnishings, the architecture, the art and the light
2. Furnishings were selected and placed in the rooms as part of the overall composition
3. The furnishings were selected for their compatibility to the owner's aesthetics, as well as their comfort and livability

1. 图案、纹理和材质的运用十分谨慎，因此，陈设、建筑和艺术以及光线之间能够实现完美的平衡
2. 精心挑选的陈设在整个空间的构图中扮演了重要角色
3. 陈设的筛选要求能够满足业主的审美要求，同时具有舒适和宜居的特点





Master Bedroom+Master Bathroom Plan
主卧+主卫平面图

1. Although art takes many forms within the house, the comfort of the owners living among it remained a priority
2. The interior is intended to be experienced within itself, but the occasional placement of a large expanse of windows makes the view of the landscape appear as if it were a living work of art on the wall
3. The interior furnishings and colours remain quiet so as not to compete or distract one's attention away from the art, and harmonious with the changing light patterns as they dance across the rooms

1. 尽管住宅中分布着各种各样的艺术形态，然而，居住的舒适性依然是一个最重要的前提
2. 室内空间往往强调其自身带给人们的一种空间感知体验，然而，开敞窗口的巧妙设置则轻松地将室外景致引入室内，使之犹如墙面上悬挂了一幅生动的艺术画作
3. 室内陈设和色彩搭配遵循低调、宁静的原则，为艺术品进行完美地烘托，并避免喧宾夺主的嫌疑，同时与活跃在空间中的变化光影图案形成和谐的整体



69 Contrast and delicate difference 对比与微差



Contrast and difference in decorative design are the redefinition of homogenised space. In the interior space with a unified style, the differential of decorative design represents the spatial quality. The subtle differences are demonstrated through the shape, colour and texture of the decorative elements. A tranquil living environment where you can meditate peacefully can be created by the contrast and difference of the decorative elements.

In this case, the designer designs a free space belonging to the client herself, an office lady, in accordance with her work's features. The natural and casual interior spatial ambience is presented through the texture changes of the red brick wall.

装饰设计中的对比与微差是对均质化空间的重新定义。在具有统一风格的室内空间中，装饰设计的微差代表了空间的品质，这种细微的变化体现在装饰元素的造型、色彩、质感等属性上。通过装饰元素的对比与微差可以创造出一种静谧的居住环境、一种可以安静思考的环境。

在本案例当中，业主是一名职业女性，设计师根据她的工作性质特别设计了一套专属她的自由空间，通过红砖墙的纹理变化呈现出自然与休闲的室内空间氛围。

Project name: Changhong Gong Di **Completion date:** 2010 **Location:** Taipei, China **Designer:** Huang Penglin (Janus Huang) / Taiper Base Design Center **Photographer:** Wang Jishou (Black) **Area:** 140 sqm

项目名称：长虹贡邸 竣工日期：2010年 地点：中国，台北 设计师：黄鹏霖（Janus Huang）/台北基础设计中心（Taiper Base Design Center）摄影师：王基守（Black）面积：140平方米



Master Plan 总平面图

- | | |
|---------------------|--------------------|
| 1. Foyer | 7. Doggie area |
| 2. Living area | 8. Laundry/storage |
| 3. Dining area/bar | 9. Masters bedroom |
| 4. Kitchen | 10. Walk-in closet |
| 5. Masters bathroom | |
| 6. Reading area | |
| 1. 门厅 | 7. 犬室 |
| 2. 起居室 | 8. 洗衣室/储藏室 |
| 3. 就餐区/吧台 | 9. 主卧 |
| 4. 厨房 | 10. 步入式衣橱 |
| 5. 主卫 | |
| 6. 读书区 | |



Living Area+Dining Area/Bar+Kitchen Plan

起居室+就餐区/吧台+厨房平面图



1. The original large windows have been retained to lead more natural light into the interior space and open the dark middle part
2. Since the public area is full of light, so the designer removes the kitchen space that ever stood in a corner next to the French window in the public area. The dining table has extended the desktop, and integrated all of the equipment, facilitating the hostess who prefers to the light dishes to clean up. In addition, in order to create a spacious public area as much as possible and meet the owner's need, the designer has chosen the moveable and rotatable way to place the television onto the wall next to the living room and dining room. The place of television can be adjusted according to the use, so as to enhance the varying function of the fixed arrangement

1. 透过大面窗的自然采光非常充足，因而将原本的大面窗保留，使中间较暗的格局可以打开
2. 因为公共区域具备了明亮的活动条件，设计师将原本区隔在角落的厨房空间，移至公共区域的落地窗旁，厨房工作台延伸餐厅桌面，将齐全的设备整合一致，让大多为轻食料理的女主人，能够方便整理环境。另外，为了让公共区域有宽敞的尺度，来符合业主看电视的喜好，设计师在安排电视墙位置时，选择以可活动旋转的方式放置在客厅与餐厅之间旁的墙面，可依照使用行为来调整位置，让定点安排后的机能变化性也会增加许多





Living Area+Dining Area/Bar+Kitchen Plan

起居室+就餐区/吧台+厨房平面图



1. This house is designed for a single woman who shuttles between Hong Kong and Taiwan, even though she could spend little time at home, she still needs a free space to relax herself

2. To find a favourite style of the space needs to develop from the various forms in mind

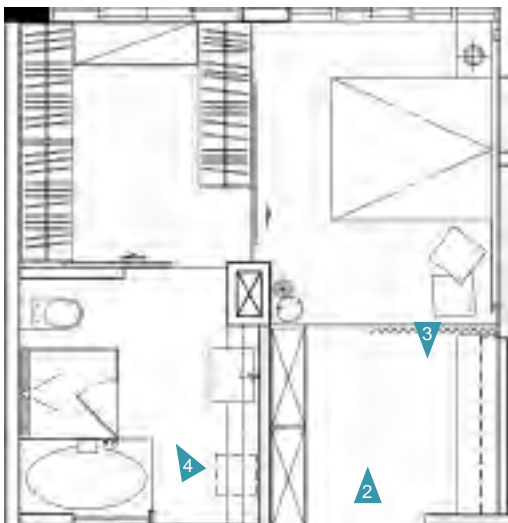
3. The square internal structure is divided into public area and private area. The red brick main walls painted with white colour together with the uneven brick texture inject the room a sense of natural leisure

1. 本案为一个单身女子的家，平时因工作关系常常于香港、台湾两地跑，在家的时间虽然短暂，却也希望能有一个属于自己的自由空间

2. 要找到自己喜欢的空间风格，其实要从脑海里许多的形式中挖掘出来

3. 方正的内部格局，主要划分了公私区域，以红砖头来堆砌空间主墙，融合于白色背景的砖墙漆面，还能隐约看到不平整的砖瓦纹理，呈现一股自然休闲的居家氛围





Reading Area+Master Bedroom+Master Bathroom Plan

读书区+主卧+主卫平面图



1. The revolving generatrix of the bedroom connects the dressing room and bathroom together


2. Since the owner is single, less storage cabinets are placed. According to the different using requirements and scale, the designer has arranged the storage area carefully. He believes that there is a close relationship between the storage function and the user, so the design not only needs to meet the immediate requirements but also should take the future change into account

3. In the bedroom, the work area has integrated with the large bookcases seamlessly, and the sliding door could enclose an independent private space

1. 回字型的卧房动线连结了更衣室和卫浴空间

2. 由于只有一个人的使用条件, 所以收纳机能就不需要有太多的配置, 设计师依照了不同的使用需求和尺度来整合收纳位置, 并认为收纳、机能与使用者本身之间是有着密不可分的关系, 不只要满足当下的需求, 对于未来的使用量也需要被考量得当

3. 卧房内结合业主的工作区和大面书柜, 经由拉门可变成独立的私人空间



70 Rhythm and tune 节奏与韵律



The building has always been compared to music flows and the interior space is just like the romantic tunes. Different elements such as structures, materials and furnishings can be organised together in a specific rhythm and cadence to form the consecutive and luxuriant visual experience. This kind of rhythm and cadence can be presented by the alternation of different functional areas and the visual tension demonstrated by the decorative design.

In this case, the designer marks off different spatial environments in order according to the spatial form of the public and the private space, creating the interior spatial ambience with a strong sense of rhythm. Meanwhile, the rhythm has been intensified by allocating different furnishings to various rooms.

建筑被喻为流动的音乐，而室内空间就如同浪漫的小调。通过设计的方式将不同的结构、材料、陈设等元素按照一种特定的节奏与韵律组织在一起形成连续的、丰富的视觉体验。这种节奏与韵律主要体现在不同功能区的穿插以及装饰设计所体现出的视觉张力效果。

在本案例当中，设计师按照公共与私密的空间形式有秩序的划分出了不同的空间环境，从本质上形成了节奏感强烈的室内空间氛围。同时，在不同空间中搭配了不同的陈设品强化了这种节奏的存在。

Project name: Greenwich Village Bachelor Residence **Completion date:** 2009 **Location:** New York, USA **Designer:** JansonGoldStein llp **Photographer:** Mikiko Kikuyama **Area:** 186 sqm

项目名称：格林威治村学士公寓 竣工日期：2009年 地点：美国，纽约 设计师：JansonGoldStein有限责任公司 摄影师：菊山树子 面积：186平方米



- | | |
|----------------|-------------|
| 1. Entrance | 6. Washroom |
| 2. Kitchen | 7. Bathroom |
| 3. Dining hall | 8. AV rack |
| 4. Living room | 9. Corridor |
| 5. Bedroom | |

- | | |
|---------|---------|
| 1. 入口 | 6. 盥洗室 |
| 2. 厨房 | 7. 浴室 |
| 3. 就餐大厅 | 8. 音频橱柜 |
| 4. 客厅 | 9. 走廊 |
| 5. 卧室 | |

Master Plan 总平面图



1



2



3



Kitchen+Dining Hall+Living Room Plan 厨房+就餐大厅+客厅平面图

1. The living area features multiple patterns and textures, and an eclectic collection of furniture and art pieces
2. There is a silk rug in warm tones with a herring bone pattern and a custom designed sofa in crushed velvet
3. The plan is open and the spaces flow together with little separation between functions. The main room features the kitchen, dining and living areas. The LCD screen is set into the wall of charcoal coloured plaster with European walnut panels above. A custom designed lacquer piece houses the video equipment and provides a surface for photographs and objects


1. 起居室的图案和纹理比较丰富，低调的家具和艺术摆件为空间增添精致之感
2. 暖色调的真丝地毯上水波纹图案和一个定制的绒面沙发交相辉映
3. 空间的布局呈开放式设计，根据功能划分成不同的小区域。主室中包括厨房、餐厅和生活区。液晶屏幕悬挂在炭黑色石膏板墙之上，上方设置了一个欧洲胡桃木面板。一个特别定制的漆面区域为视频设备提供了存放空间，并为照片和其他物件打造一个界面



1. The island provides additional cooking and storage capabilities and of course a place to gather around. It is wrapped in French marble and its face is constructed of mirrored polish stainless, placed on an angle, so it reflects the fumed oak floor as well as the clear acrylic stools. The materials were chosen for their warmth, richness and classic feel

2. The kitchen is composed of European walnut and stainless steel, a portion of which (refrigerator, espresso, wine) is recessed and integrated into the wall. The remaining programme of the kitchen is built as furniture and floating objects

3. Connecting the dressing area and bathroom is a hall with a patterned wall covered by a pink patterned runner which leads into the bathroom




1. 岛台为空间提供了一个额外的烹饪区和储藏区，设计较为紧凑。以法国大理石为主要材料，其界面由镜面抛光不锈钢玻璃构成，成一定角度设计，与氨熏橡木地板和洁净的亚克力凳子遥相辉映。材料在视觉上具有温暖、丰富和经典之感

2. 厨房由欧洲胡桃木和不锈钢材料构成，一部分摆件（冰箱、咖啡和葡萄酒）被设置在壁龛之中，与墙面完美结合。厨房的其他装置被巧妙地设计成家具和浮动对象

3. 将更衣室和浴室进行衔接的是一个带有图案墙面的大厅，墙面上绘制的粉色图案一直延伸至浴室之中

Kitchen+Dining Hall+Living Room Plan 厨房+就餐大厅+客厅平面图



Bedroom Plan
卧室平面图



1/2. The soothing celadon silk carpet was chosen along with a leather eel skin headboard in chocolate brown. A vintage mid-century floor lamp, a chair by Jean Nouvel, and ottomans by Milo Baumann compose the seating area in the bedroom
3/4. A double showerhead is separated by sheets of "gun metal" glass with a subtle reflective coating

1、2. 光滑的灰绿色真丝地毯与一个巧克力色鳗鱼皮革床头交相辉映。一个复古的中世纪落地灯、一个由让·努维尔设计的座椅以及米洛·鲍曼设计的垫脚软凳完美地构成了卧室的座位区

3、4. 两个淋浴区被一个带有微妙的反射涂层的“防弹玻璃”分隔开来

71 Proportion and scale 比例与尺度



Scale and proportion are elements that are seen as top priorities by all plastic arts in that they decide the existence of the sense of form. In decorative design, scale and proportion need to be kept in harmony with the decorated spatial environment. Only by meeting this prerequisite can the glamour of decorative design be truly embodied.

In this case, the style of the decorative elements is consistent with that of the whole architecture while retaining the spaciousness and proportion of classicism. The shape of the beam and the home furnishings convey the fresh and natural artistic temperament.

尺度与比例是所有造型艺术都需要首先考虑的因素，因为它们决定了形式感的存在。在装饰设计中，尺度与比例需要与被装点的环境相协调统一，只有在满足这个前提下，装饰设计的艺术魅力才能够真正的体现出来。

在本案例当中，装饰设计元素的风格与整体的建筑风格相一致，保持了古典主义的空间感与比例特征。木梁造型与家居陈设传达出清新自然的艺术气息。

Project name: Seacrest Semi-Custom Residence **Completion date:** 2008 **Location:** Irvine, USA **Designer:** Robert Hidey Architects **Photographer:** Courtesy Robert Hidey Architects **Area:** 604 sqm

项目名称：西克雷斯特·半定制公寓 竣工日期：2008年 地点：美国，欧文 设计师：罗伯特·海堤建筑师事务所 摄影师：罗伯特·海堤建筑事务所 面积：604平方米



1. The home reflects the relaxing movement of its ocean views, revealing itself through measured moments more than obvious dramatic gestures

2. Carved or turned wood, red tiles and iron grilles - architectural elements borrowed from the Old World - enliven the home and enhance the living, dining, foyer and great rooms with casual elegance

3. This home boasts two kitchens, one open to the great room, and the other for additional catering

1. 该住宅完美地彰显出其怡人的海景空间，舒适的空间氛围并不靠华丽的外表而令人神往

2. 雕花或转木、红砖和铁格栅，这些古色古香的建筑元素为空间增添了无限活力，并为客厅、餐厅、门厅和大房间营造闲适的高雅之感

3. 该住宅内设置了两个厨房，一个面向大房间开放，一个则作为附加的餐饮服务区



2



3



1. Seacrest is located on hills overlooking the Pacific in Newport Beach, California
2. This wise design simultaneously preserves the restrained and quiet nature of the facade, while allowing for a tower that begins from the private retreat of the master bedroom suite and ends in an intimate top-level room with panoramic views of the Pacific

1. 该住宅坐落于山丘之上，俯视美国加利福尼亚州新港海滩
2. 巧妙的设计在保护建筑立面矜持、安静的特色同时，从主卧套房的私人休息寓所至住宅的顶层打造一个塔楼，将远处的太平洋全景尽收眼底



1. Seacrest's calculated composition of elements results in a holistic plan that evokes a refined elegance, which stands the test of time


2. The master bathroom

1. 住宅中各种元素的合理运用打造了一个和谐的整体，彰显精致典雅之感，经得起时间的考验

2. 主卫生间



72 The use of affixture 张贴设计



The use of affixture is the re-decoration technique applied for restricted interior surface, by which the interior environment can be made more abundant and individualised.

In this case, the designer builds a magnetic wall running through all storeys. All family members can post their favourite pictures on their respective floors. In this way, the storeys are arranged in an organic organisation.

张贴设计是装饰设计中对室内既定界面的二次装饰手法，通过这种设计手法可以使室内空间环境更丰富、更具个性化。

在本案例当中，设计师建造了一面贯穿各楼层的具有磁力的墙面，各家庭成员都可以在各自的楼层贴上自己喜爱的图片，通过这种方式使各个楼层有机的组织在一起。

Project name: Kenig Residence **Completion date:** 2008 **Location:** New York, USA **Designer:** Slade Architecture **Photographer:** Jordi Miralles **Area:** 300 sqm

项目名称: Kenig 住宅 竣工日期: 2008年 地点: 美国, 纽约 设计师: 斯蕾德建筑师事务所 摄影师: 霍尔迪·米拉勒斯 面积: 300平方米



- | | | | | |
|---|---|--|---|--|
| <ol style="list-style-type: none"> 1. 地下室1 2. 地下室2 3. 休息室 4. 浴室b 5. 锅炉 | <ol style="list-style-type: none"> 6. 前院 7. 前庭 8. 客厅 9. 浴室1 10. 餐厅 | <ol style="list-style-type: none"> 11. 厨房 12. 平台 13. 卧室2 14. 书房 15. 活动室 | <ol style="list-style-type: none"> 16. 卫生间1 17. 浴室2 18. 卧室1 19. 办公间 20. 衣柜 | <ol style="list-style-type: none"> 21. 主卧 22. 卫生间2 23. 主卫 |
|---|---|--|---|--|

1. Client was interested in creating a modern haven for his family, in a beautiful Brooklyn brownstone: a place that offered private retreat spaces as well as open mixing spaces to spend time together

2. The first floor level was opened up to become a loft-like living room and kitchen with an exterior wood deck floating outside, over the backyard. The flexibility of the magnet wall fosters the creation of zones organically, as people affix items of interest to them at their own floor—alternately the entire stair could be rigorously curated. Designer felt that the flexibility of the display wall mechanism was appropriate particularly for a family so rooted in a retail tradition

3. In the kitchen, the colour palette is focused on black and silver. Countertops are Absolute Black granite with a laminate on upper cabinets and island that features an abstract aluminium pattern on a black background. Mid level cabinets and security doors are aluminium sheet, with a custom pattern of circles and ovals that creates an optical illusion that the sheet is bowed out when in fact it is entirely flat

1. 客户希望能够拥有一个以布鲁克林褐色砂石为原料的现代住宅，既能够满足私人居住空间的需要，又适宜举办各种聚会活动

2. 一层空间采用开放式设计，打造的一个阁楼式客厅和厨房以及一个室外木质平台悬垂于后院之上。磁铁壁的灵活性令空间区域的安排更具条理性，家庭成员们可以在自己的楼层贴上自己喜欢的张贴——为整个严谨的空间增添无限情趣。设计师认为展示墙装置的灵活性尤其适用于家庭使用

3. 在厨房中，色调以黑色和银色为主色。纯黑色花岗岩台面和上方的层压板橱柜以及导台一起与黑色背景下的抽象铝制品图案相得益彰。中间层的壁橱和安全门全部以铝板为材料，上面设有特别设计的圆形和椭圆形图案，使铝板在视觉上形成一种虚无的效果，而实际上该铝板呈完全扁平状





1. The second floor became the girls' floor with bedrooms, a study, kid-lounge and bath. This floor offers real flexibility as the rooms can be opened or closed with large sliding doors. In the open configuration, the entire floor is open like a loft space. By closing the doors, the girls can create a traditional closed bedroom space

2. The bathroom on this floor has a playful tile combination that mixes graphic tiles of a grass lawn with green glass cobblestones tiles

3. An extensive collection of rare shoes is featured prominently immediately adjacent to the stair entry on the floor, below the skylight. The "shoe wall" became an important personal expression as well as a unique decorative element

4. A new skylight was inserted into the roof, above the stair, accentuating the vertical rise and bringing natural light down into the home

5. Bachelor retreat was the idea of the third and top floor. There is a home office and extensive closet/dressing area as well as bedroom and bathroom

1. 二楼是女孩的天地，内设卧室、书房、儿童休息室和浴室。这一楼层空间具有极大的灵活性，大型拉门将各区间分隔开来。从结构来说，整个楼层是开放的，犹如一个阁楼空间。将门关闭，则立即形成一个传统的封闭卧室

2. 这一层的浴室铺砖巧妙，绿草地图案的瓷砖和绿色玻璃鹅卵石瓷砖完美结合

3. 此外，设计师还在这一楼层楼梯口旁设计了一个限量版鞋的展示墙，与上方的天窗相对。这一“鞋墙”既是个性传达的重要表现，又可以作为一个独特的装饰元素

4. 一个崭新的天窗插入屋顶，位于楼梯之上，突出了空间的垂直上升，同时为整个空间带来明媚的光线

5. 单身男士的休息寓所被设置在三楼和顶楼。其中包括一个家庭办公空间、宽敞的壁橱、更衣室以及一间卧室和浴室



73 Suspension design 悬挂设计



Suspension design is the second supplementation for the wall design. The arrangement of art works including oil paintings and photos can provide walls with a new visual sequence. Meanwhile, the articles used for suspension always possess some ornamental and collection value, endowing the interior space with some certain symbolic meaning.

In this case, the designer chooses the ceramic hanging dishes, photos and oil paintings as the suspension design elements of the walls. The collocation of these elements and other home furnishings give birth to the spatial ambience in the style of the eighteenth-century Britain.

悬挂设计是对墙面设计的二次补充，通过对油画、照片等艺术品的排列设置，可以为墙面提供一种新的视觉秩序，同时悬挂设计所采用的物品往往具有一定的观赏或收藏的价值，所以会使室内空间具有一定的象征意义。

在本案例当中，设计师选择了陶瓷挂盘、照片和油画作为墙面的悬挂设计元素，通过这些元素与其他的家居陈设的搭配，共同营造出了英国18世纪的空间氛围。

Project name: Castel in the UK **Completion date:** 2006 **Location:** Oxfordshire, UK **Designer:** Alberto Pinto **Photographer:** Jacques P  pion **Area:** 3500 sqm

项目名称：英国卡斯特尔住宅 竣工日期：2006年 地点：英国，牛津 设计师：阿尔贝托·平托 摄影师：雅克·派恩 面积：3,500平方米

Perfectly symmetrical, it radiates out from the centre as a circle inscribed within a square. The four pronaos (entrance halls) and dome are reminiscent of Mereworth Castle, or, earlier in date, of Palladio's Rotonda near Vicenza

空间遵循完美的对称性，从一个中心地带呈辐射状向四周伸展，如同一个圆形中的内接正方形。四个门廊（入口大厅）和圆屋顶设计令人自然联想起梅瑞沃斯城堡，或者是更早些的维琴察附近的帕兰朵圆厅别墅





1



2



3

1. The eclecticism of the period allows for a freedom of action that eschews historicity and repetition
2. The interiors of the drawing rooms located on the first floor are not a reconstitution of the English eighteenth century, but a reincarnation
3. The family room is a prime example. In its glorification of the pleasures of the silver screen, it recalls that Tusmore House is a waking dream, the exultant recreation of England in an era of heroism

1. 折衷主义设计风格为空间塑造了自由的气息，同时避免空间倾向于过多的历史性和重复性
2. 画室坐落于二层空间，并不是单纯意义上的对18世纪英国风的重建，而是对其进行全新的诠释
3. 家庭活动室是空间的一个重要设计特色。全反射屏幕的设置令人自然联想起塔斯默尔宫，同时流露出欢快的英国英雄主义时代气息



1. In the century of the English Enlightenment, in the "age of connoisseurs"-that of avid collectors, of great aristocratic families who governed vast empires of trade, industry, and agriculture, and for the present, with one of the great and the good. Periods overlap and often merge in the palace revolution at Tusmore House, the largest such edifice to be built in England since the end of the nineteenth century
2. The English eighteenth century allows ample space to more up-to-date concerns
3. For its interior, the designer bases his vocabulary on the grammar of its architecture, for the classical idiom is a language of which he has total command

1. 英国启蒙运动时期，是一个“鉴赏家的时代”，其中不乏狂热收藏家以及那些控制着大英帝国贸易、工业和农业的贵族家庭。即使到了今天，昔日的藏品也并不是凤毛麟角。时代的重叠，加之塔斯默尔官宫廷政变的背景，该住宅无疑是19世纪末以来英国最大的建筑
2. 英国18世纪的开敞空间为如今的改造工程提供了优越条件
3. 从室内的角度来看，设计师将其设计语汇置于建筑结构的语法之上，因为古典是其设计语言的主要特色



1

1. Its plan is modelled on that of the great mansions that were created during the Hanoverian dynasty. The house's imposing silhouette towers like a monument

2. Each room exalts its colour and its spirit-ranging from the melting blue that dusts the Wedgwood cameos to a sun-kissed yellow, one after another the rooms partake of a different atmosphere, each devised to match a given hour of the day

1. 该空间的平面设计以汉诺威王朝时期的伟大建筑为蓝本。该建筑壮观的轮廓犹如一个纪念碑

2. 每间客房都具有自己的色调和精髓，包括衬托威基伍德宝石的动人蓝色和温暖的黄色，每个房间的氛围根据一天中的特定时间而不同



2

74 Paving design 铺贴设计



Paving is the second supplementation to the basic design. In the interior design a main emphasis is the various carpets including hand-tied ones, woven ones, needled and tufted ones. They enrich the whole spatial configuration as well as enhance the visual richness of some areas.

In this case, the architects have created a space inside of an old building, taking into consideration the clients' exclusive accessoires and furnishings.

铺贴是对基础设计的二次补充。在家居室内空间设计的过程中，设计的一个重点就是包括手工编织、机织、针刺、簇绒等在内的各式风格的地毯设计。它们丰富了整体的空间构图并且强化了局部区域的视觉丰富性。

在本案例中，设计师考虑到业主的陈设装饰物品的独特性，在一栋老建筑中创造出了独特的室内空间。

Project name: Private Apartment Berlin Friedenau **Completion date:** 2009 **Location:** Berlin, Germany **Designer:** Andreas Thiele Architekten **Photographer:** Hiepler, Brunier **Area:** 200 sqm

项目名称：柏林Friedenau私人公寓 竣工日期：2009年 地点：德国，柏林 设计师：安德里亚斯·旦泰利建筑师事务所 摄影师：席勒，布鲁涅 面积：200平方米





Master Plan 总平面图

- | | |
|----------------|--------|
| 1. Entrance | 1. 入口 |
| 2. Kitchen | 2. 厨房 |
| 3. Storage | 3. 储藏室 |
| 4. Study | 4. 书房 |
| 5. Bedroom | 5. 卧室 |
| 6. Living room | 6. 客厅 |
| 7. Loggia | 7. 凉廊 |
| 8. Bathroom | 8. 盥洗室 |

The subtle changes and renovation of the rooms create a neutral and elegant backdrop which the clients had visualised for their personal furnishing. A specific challenge of this project was satisfying the individual requirements of the clients and re-creating the charm of this spacious old building

空间微妙的改变和改造为客户的个性化陈设营造了一个中性、优雅的背景。该项目一个特别的挑战在于满足客户的个人需要以及对这一古老建筑进行重新改造





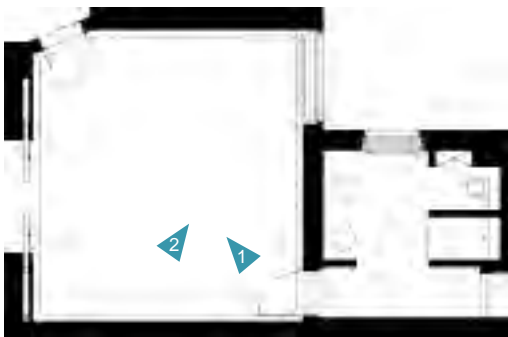
Bedroom Plan
卧室平面图

1. The floor consists of white pigmented oak floorboards
2. The shower partition wall was clad with large format white Thassos marble. In order to harmonise with the walls, the new built-in customised furniture was painted in the same colour
3. As the bathroom also functions as a walk-through room, the design aimed at emphasising a warm, comfortable quality
4. The bathroom window was fitted with custom-made interior window shutters with moveable wooden venetian blinds that function as a screen as well as an atmospheric element

1. 楼层中铺设了白色橡木地板
2. 淋浴间的隔离墙外覆以大型白色白水晶大理石。为了与墙面形成和谐的统一体，新定制的家具也全部采用了同一色调
3. 由于浴室同样也扮演了一个中转区的角色，因此设计风格强调温暖、舒适
4. 浴室的窗户上安置了特别设计的带有可操作木质软百叶的室内百叶窗，在行使自身功能的同时也是一种理想的氛围塑造元素



1



Bedroom Plan
卧室平面图

1. The details of the old building fabric were restored and carefully accentuated
2. New wooden heating covers based on classical examples were installed

1. 原有建筑中的织物细节被完好地保留下来，同时通过其他元素的衬托更加突出
2. 空间中还新安置了传统风格的木质暖气罩



2

75 Furniture arrangement 家具布置



As the main content of home interior design, furniture arrangement can not only demonstrate its own functions but establish the tone of home furnishings. From the viewpoint of human engineering, home furnishings, as the link of communication between men and the space in the interior environment, makes the empty room more comfortable and closer to life.

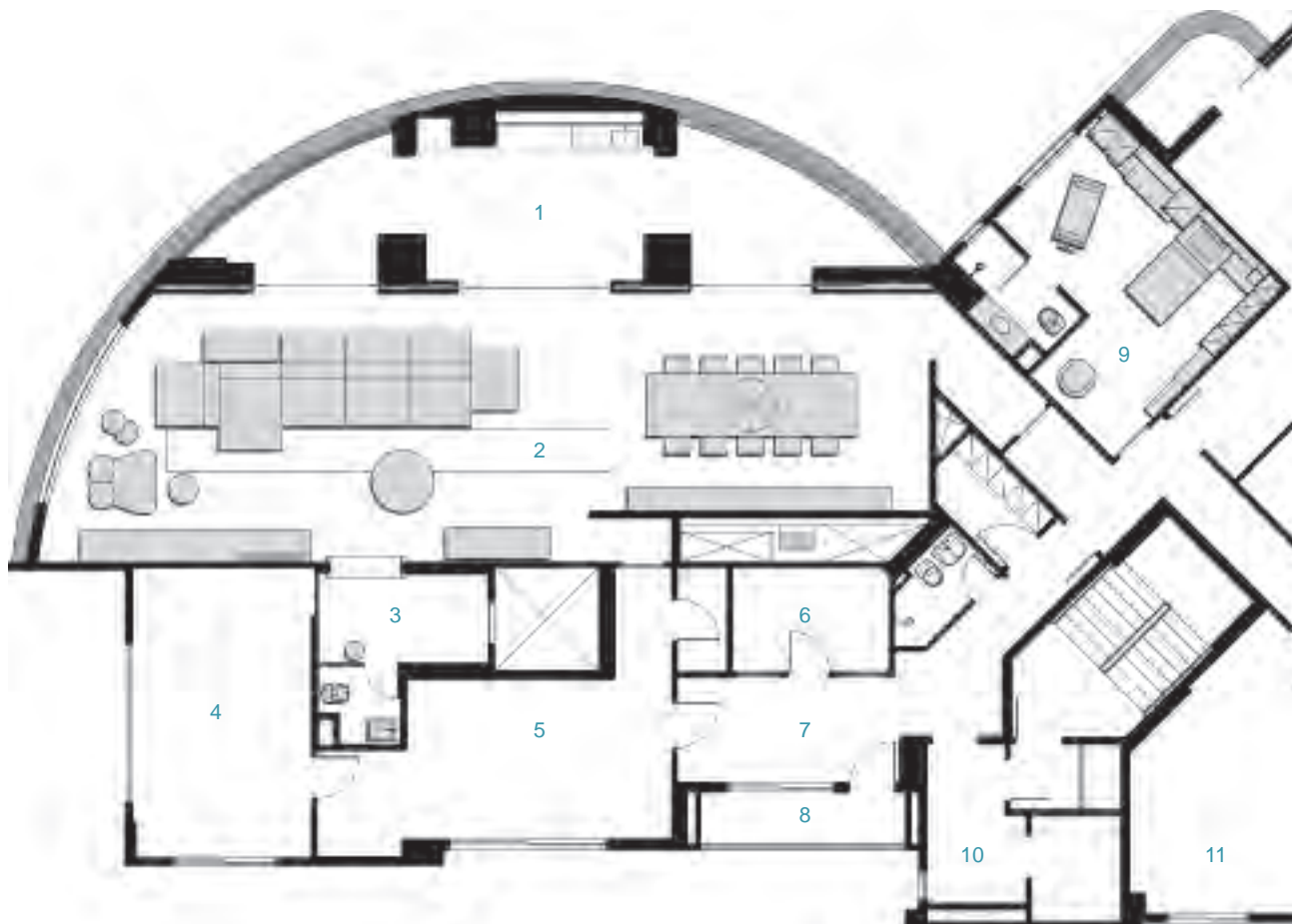
In this case, the designer places a seven-metre-long coach in the living room, which is convenient to admire the exterior landscape. Moreover, the modest styling showcases the elegance and dignity of the interior spatial ambience.

家具的布置除体现自身的功能性之外，更奠定了室内陈设的基调。家具的布置是家居室内空间设计过程中最主要的内容，从人体工程学的角度出发，家居成为室内环境中人与空间交流的纽带，它使空旷的房间更舒适、更具生活化。

在本案例当中，设计师在客厅中设置了7米长的沙发，除了能够方便的欣赏窗外的风景以外，谦逊的造型风格体现出了室内空间气氛的典雅与高贵。

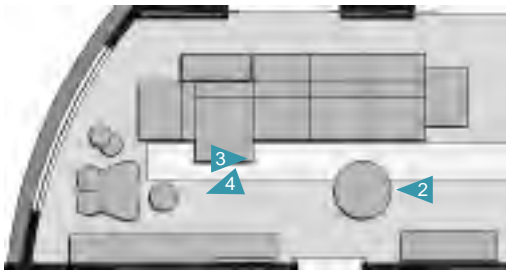

Project name: MC House **Completion date:** 2010 **Location:** Curitiba, Brazil **Designer:** Studio Guilherme Torres **Photographer:** MCA Estúdio **Area:** 600 sqm

项目名称：MC住宅 竣工日期：2010年 地点：巴西，库里奇巴 设计师：吉列尔梅·托雷斯工作室 摄影师：MCA 工作室 面积：600平方米



Master Plan 总平面图

- | | | | | | |
|-----------------|----------------|------------------|---------|--------|----------|
| 1. Gourmet | 5. Kitchen | 9. Baby room | 1. 餐厅 | 5. 厨房 | 9. 儿童房 |
| 2. Living room | 6. Pantry room | 10. Service hall | 2. 客厅 | 6. 餐具室 | 10. 服务大厅 |
| 3. Hall | 7. Laundry | 11. Bedroom | 3. 大厅 | 7. 洗衣室 | 11. 卧室 |
| 4. Home theatre | 8. Balcony | | 4. 家庭影院 | 8. 阳台 | |

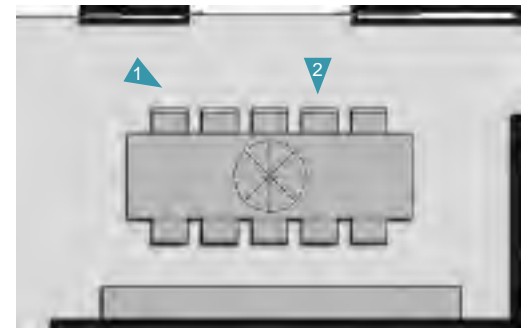


Living Room Plan
客厅平面图



1. The hall was designed as a box covered with macassar ebony
2. In the rectangular space, travertine marble and macassar ebony were used as a timeless base to receive the design furniture
3. The property of 600 square metres had a social area with limited circulation and weak illumination. The architect proposed to eliminate walls aiming to create a wide and luminous living room. The living room was divided by a seven-metre-long sofa, that allows sitting on both sides. That was the alternative to enjoy the privileged view of a municipal park a few hundred metres away
4. The whole furniture line follows an unassuming style, inspired in the 1970s

1. 大厅犹如一个带有望加锡乌木顶盖的盒子
2. 在矩形空间中，石灰华大理石和望加锡乌木是整个空间中家具的基本设计材料，为空间营造出永恒之感
3. 这一占地600平方米的原住宅中，社交区域的流通较为受限，同时照明效果不佳。建筑师意在拆除多余的墙体，打造一个更为宽敞、明亮的客厅。客厅被一个7米长的沙发进行分隔，该沙发的两端均可以利用。如此一来，客厅中的人们即将几百米以外的市政公园的美景尽收眼底
4. 整个家具的设计风格低调而不张扬，具有典型的20世纪70年代特色



Dining Room Plan
餐厅平面图



1. The 1950s' dinner table was designed by the architect and it translates his contemporary spirit for this proposal
2. The matt stone wall contrasts with the mirror top dinner table sharply
3. The property, a typical apartment of the 1980s, was literally put down and rebuilt from scratch. All partitions that limited the rooms were removed. The toilets and two bedrooms were kept for structural reasons
4. The complicated picture frame and the wall lamp contrast sharply with the simple atmosphere

1. 20世纪50年代的餐桌在当代理念的重新诠释下散发出别样的气息
2. 亚光石材墙面与镜面餐桌形成鲜明的对比
3. 这个典型的20世纪80年代建筑在重新改造之后散发出全新的气息。界定房间的所有隔断皆被移除。卫生间和两个卧室由于结构的原因得以保留下来
4. 繁复的镜框和壁灯造型与简洁的空间氛围形成鲜明的对比



Baby Room Plan
儿童房平面图



1. Some windows were also eliminated, to create the concept of a box in which the illumination plus wall and floor coverings would create a three-dimensional effect, like in a night club
2. The furniture in blue and white colour has unified the space's composition
3. Besides the scenographic effect, the illumination presents a great energy saving combined with a high luminous efficiency
4. The furniture in blue and white colour individually designed by the designer becomes the main decoration of the wall

1. 此外，一些窗体也被移除，形成了一个盒子理念，墙面和地面完美地营造出一个三维的视觉效果，使整个住宅犹如一个夜总会
2. 蓝白色彩的家具统一了空间的构图
3. 除了表面布景的视觉效果，室内照明采用的极高发光率大大降低了能源的消耗
4. 由设计师单独设计的蓝白色彩家具成为墙面的装饰主体

76 The choice of lighting shape 灯具选型



As the main decorative elements of the home interior space, the lamps and lanterns often include pendant lamps, ceiling lamps, wall lamps, floor lamps, table lamps and the like, among which the pendant lamps in large scale can always be the independent decorative element of the space and moreover adjust the spatial height of vision.

In this case, to match up with the characteristics of different space ambiances, the designer chooses lamps in various shapes which not only offer lighting and illumination but become the necessary decorative elements of the space.


灯具的造型是家居室内空间中重要的装饰元素，常用的灯具类别有吊灯、吸顶灯、壁灯、地灯、台灯等等，其中大体量的吊灯本身往往能够成为空间中独立的装饰元素，并且可以调节视觉的空间高度。

在本案例当中，设计师根据不同空间的氛围特点选择了造型各异的灯具，除提供了采光照明之外，还成为了空间中不可缺少的装饰元素。

Project name: 40 Beverly Park **Completion date:** 2010 **Location:** Los Angeles, USA **Designer:** Landry Design Group **Photographer:** Erhard Pfeiffer **Area:** 2,323 sqm


项目名称：贝弗利公园40号 竣工日期：2010年 地点：美国，洛杉矶 设计师：兰德里设计集团 摄影师：艾哈德·法伊弗 面积：2,323平方米





1. With careful consideration to the home's orientation, the design allows for abundant natural light to enter every space and enables the concepts of passive solar and thermal mass to work well
2. The lights of the chandelier and wall lamp have formed a perfect reflective illumination effect, enhancing the level sense of the whole space
3. This estate takes advantage of modern building technologies while holding true to the design characteristics that make a chateau of France's Loire Valley so intriguing

1. 在对住宅的朝向进行充分考虑之后，设计师为空间进行了良好的采光设计，并有效利用太阳能和热能
2. 吊灯与壁灯的光线形成很好的漫反射照明效果，增强了整体空间的层次感
3. 该住宅巧妙利用现代建筑技术，同时抓住空间特色，营造了一个迷人的法国罗瓦尔河谷建筑



1. The designer interpretes the classical interior style of the old buinding in a brand new way
2. By combining new concepts from both a design and environmental standpoint, the home set in its deeply rooted historical precedents has been propelled into the present day
3. The down lamps at the top ceiling have formed a strong sense of order
4. The arrangement of the chandelier has well balanced the sense of voidness, and meanwhile added the space with a sense of luxury
5. The down lamps and wall lamps in the bathroom only play the role of decoration, and the main light comes from the outside
6. The open lightings at the top ceiling have made the whole space bright and open

1. 空间的内部，设计师对原建筑内古典风格的物品进行了全新理念的诠释
2. 从设计和环境的角度出发，设计将新理念与建筑的历史相结合
3. 顶面的筒灯设置形成很强的秩序感
4. 吊灯的设置很好的平衡了空间的空旷感，同时又增添了奢华的氛围
5. 卫生间中的筒灯与壁灯照明仅仅起到装饰的效果，主要光源来自户外
6. 开敞的顶部照明提供了所有的室内亮度



4



5



6

77 Direct illumination 直接照明



In the lighting design of the home interior space, direct illumination means the lighting system that above ninety percent lights cast directly on the objects. The lighting system features centralised illumination and high brightness. In terms of the range of application, it is suitable for large-area or regional illumination task.

In this case, the lighting plan and layout for this project was a significant feature of the project and it was designed specifically around the client's evolving art collection and furniture layout. Like a museum, ninety percent of the ceiling lighting works directly with the art, objects and spaces to highlight those elements. The recessed ceiling lighting system allows great flexibility and as the art collection changes, the lighting plan can also be altered and changed to reflect the new art. Differing lamps can be added or subtracted to alter the light produced to feature or

emphasise specific pieces. The entire lighting system is dimmable and programmable so that the mood of the lighting can reflect the time of day, season of the year or a public event.

在家居室内空间的照明设计中，直接照明是指90%以上的光线都被直接投射在物体上的照明方式。这种照明方式的特点是光照集中且亮度较高。在使用范围上，根据灯型的变化比较适应于大面积或局部的工作照明。

在此案例中，项目的灯光布置是项目的一个显著特色。灯光特别地设计在业主不断收藏的艺术品和家具布置的周围。就像博物馆一样，天花板百分之九十的光线都与艺术品、陈设物品和各个空间相呼应，来突出这些元素。嵌壁式天花板照明系统具有巨大的灵活性，并且灯光可以根据收藏品内容的变化而改变，以此来体现新艺术。此外，还可以通过增减不同的灯具来改变光线，从而对某个部分加以突出和强调。整个照明系统的光线都可以变暗或被程序化，因此光线的变化能反映出一天中的时间变化、一年中的季节变化或某个公共事件。

Project name: Scholl 2 **Completion date:** 2009 **Location:** Aspen, Colorado, USA **Designer:** Studio B Architects **Photographer:** Aspen Architectural Photography **Area:** 666 sqm

项目名称：绍尔2号住宅 竣工日期：2009年 地点：美国，科罗拉多州，阿斯彭 设计师：Studio B建筑师事务所 摄影师：阿斯彭建筑摄影工作室 面积：666平方米



Third Floor Plan 三层平面图

- | | |
|-------------------|--------|
| 1. Bath room | 1. 浴室 |
| 2. Office | 2. 办公间 |
| 3. Closet | 3. 壁橱 |
| 4. Master bedroom | 4. 主卧 |
| 5. Dining | 5. 餐厅 |
| 6. Kitchen | 6. 厨房 |
| 7. Living | 7. 客厅 |



Office+Dining+Kitchen+Living Plan

办公间+餐厅+厨房+客厅平面图

1. The upper social level is filled with natural light, gallery space, art walls and opens to a viewing balcony and private garden with access to a roof terrace via a cantilevered steel stair
2. Double height entry with stair detail and art
3. Interior shot of the living, dining and stair railing detail in early evening

1. 上层的社交空间内阳光明媚，内设画廊空间、艺术墙面，面向观景阳台和私人花园开放，通过一个悬垂的不锈钢楼梯可直达屋顶露台
2. 带有楼梯细节和艺术的双倍高入口
3. 傍晚的客厅、餐厅景致以及楼梯栏杆细部



Master Bedroom+Bath Room Plan 主卧+浴室平面图



78 Indirect illumination 间接照明



In the lighting design of the home interior space, indirect illumination, also called reflected illumination, is an illumination system in which lights are first casted on a fixed interface and then rebounded to the irradiated objects. The illumination system features soft lights with unobtrusive drop shadows, which is suitable for the elegant and tranquil interior space.

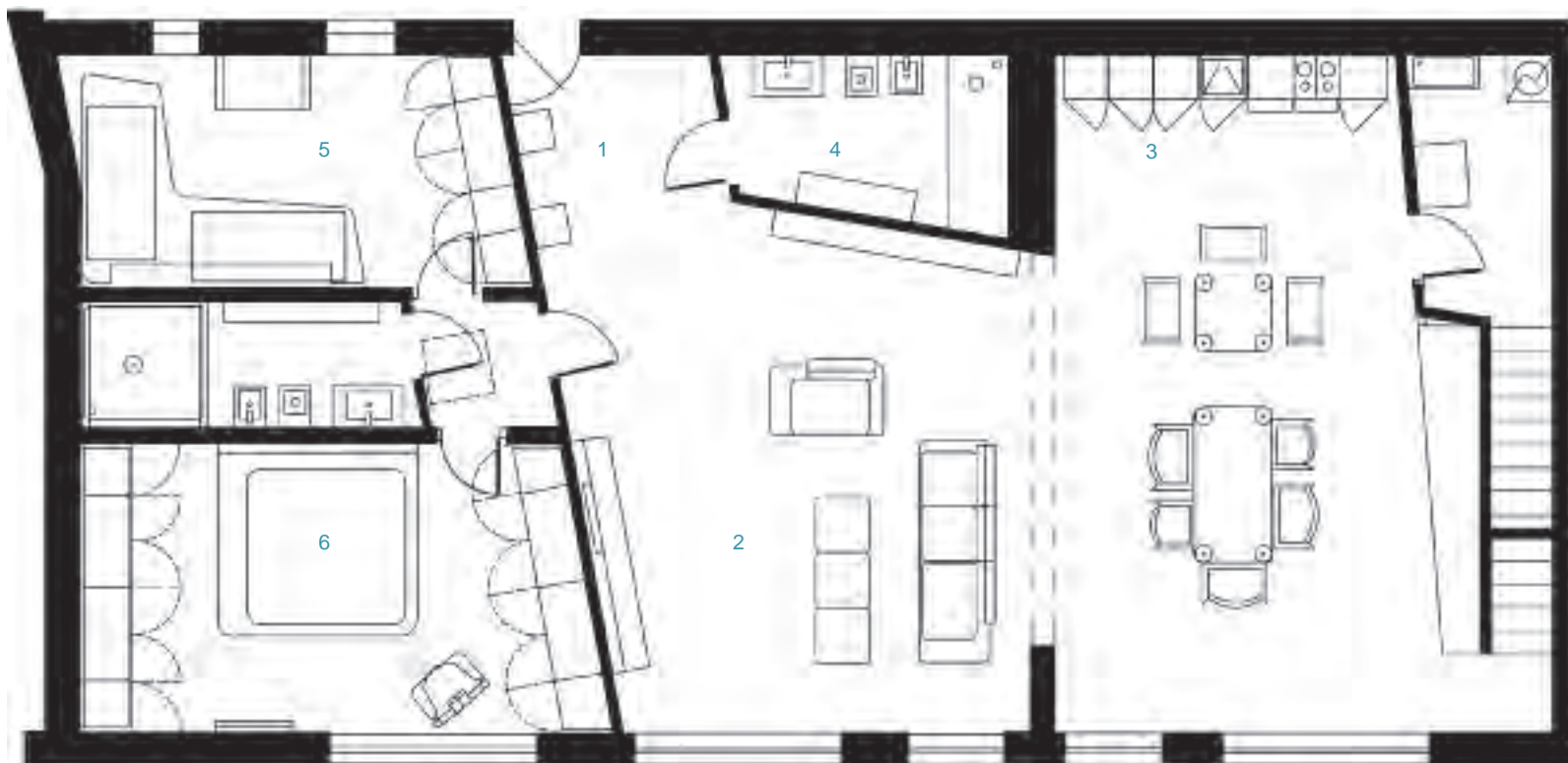
In this case, the designer improves the sense of hierarchy of the open interior space through the application of the indirect lighting system which also enriches the artistic conception of the space.

在家居室内空间的照明设计中，间接照明又被称为反射照明，这种照明的方式是光线首先被投射到固定的界面上，然后再通过界面的反射将光线反弹到被照射的物体上。这种照明方式的特点是光线较柔和、阴影效果不明显、比较适合用于高雅、安静的室内空间进行塑造。

在本案例当中，设计师通过对间接照明方式的处理使开敞的室内空间环境的层次感更加明显，增强了空间的意境。

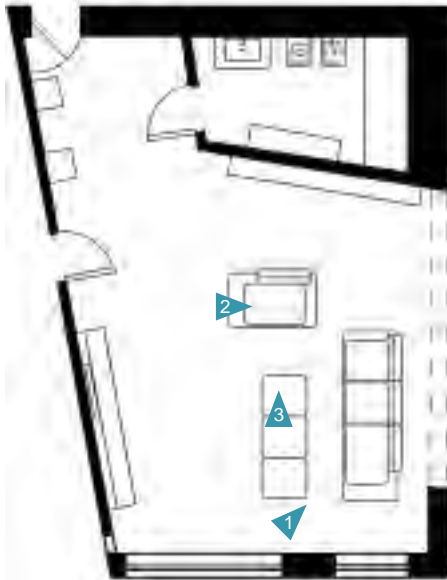
Project name: The House of Cesar, Roberta and Simone Micheli **Completion date:** 2010 **Location:** Florence, Italy **Designer:** Simone Micheli Architect **Photographer:** Juergen Eheim **Area:** 200 sqm

项目名称：塞萨尔、罗伯塔和西蒙尼·米凯利住宅 竣工日期：2010年 地点：意大利，佛罗伦萨 设计师：西蒙尼·米凯利建筑师事务所 摄影师：克林斯曼·艾黑姆 面积：200平方米



Master Plan 总平面图

- | | |
|------------------|--------|
| 1. Entrance | 1. 入口 |
| 2. Living room | 2. 客厅 |
| 3. Kitchen | 3. 厨房 |
| 4. Bathroom | 4. 浴室 |
| 5. Children room | 5. 儿童房 |
| 6. Bedroom | 6. 卧室 |



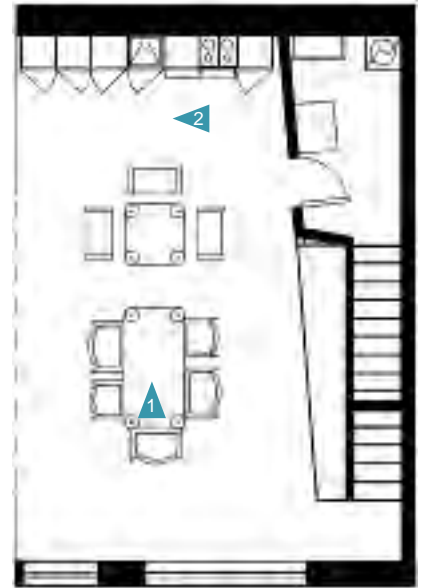
Living Room+Bathroom Plan

客厅+浴室平面图



1. Walking on the staircase there is a space for children to play marking the end of the whole visual description pattern
2. In this way the full-height space which breaks the residential distribution rules is divided by a big brick arch; it features an unconventional distribution pattern on the ceiling and large openings revealing the opposite garden. The bookcase, an acid green highlight, the mirror furniture and couches, which look as soft as pink clouds, as well as the back wall lend liveliness to the overall architecture
3. The big size enamelled grès porcelain tiles floor are absolute white; they are as bright as the walls, the surreal ecoléather spherical poufs and the kitchen lacquering, the mirror furniture side surfaces and the bases of the stuffed furniture

1. 拾级而上，一个儿童游戏区即刻映入人们的眼帘，标志着整个视觉描述图案的结束
2. 打破了住宅分配原则的全高空间被一个大型砖砌拱门进行划分，在天花板上突出了一个非传统的分布格局，大型开窗将花园对面的景致引入室内。酸性绿色书柜、镜面家具和粉色云朵般的躺椅以及黑色墙面为整个建筑增添了无限活力
3. 大型搪瓷砂岩瓷砖地板采用纯白色调，与同样光亮的墙面、超现实主义球形拱门以及厨房涂层、光滑的家具界面以及缓冲垫将空间装点得美轮美奂



Kitchen Plan
厨房平面图

1. All along this transversal dilatation glass tables for lunch and work are located together with a screen coming down the ceiling which can visually separate the kitchen from the rest of the environment. This informal crystalline, naive, immaculate, antibourgeois, suspended between minimalism and radical chic is torn by ringing and vivid patches of colours.

2. The longitudinal axis which is triggered by the volumetric development of the living room meets a counterpoint, a minor transept in correspondance with the kitchen, a snow white sculpture marked exclusively by the partition of the doors which forms a niche in the added body resulting in dilating space in the dimension perpendicular to the windows

1. 向横向延伸的玻璃餐桌为午餐和工作提供空间，同时与一个天花板的下拉屏幕一同在视觉上将厨房与其他空间分隔开来。这一自由、纯粹、纯洁，介于简约和时尚之间的空间在明亮的颜色的点缀下散发出迷人的光芒

2. 客厅的体量化开发与厨房采用对位法设计，实现了空间的纵向延伸。雪白色的雕塑在隔断的衬托下分外醒目，而隔断在附加的区域中形成了一个壁龛，以垂直于窗户的维度将空间进行扩大



Bedroom Plan
卧室平面图



Children Room Plan
儿童房平面图

1. This house originated from the mould of a lively, dynamic, metropolitan future-oriented soul. It is a contemporary, intriguing, unpredictable mould which has the unmistakable signature of Architect Simone Micheli forged 2/3. The perception of this space is highly unconventional, visionary where colour bubbles flotating in a spotless sea generate emotions connected with childish innocence, lightness and joy

1. 这一住宅是一个生动、充满动感的未来都市灵魂建筑的成功典范。现代、迷人、别出心裁的设计无疑是西蒙尼·米凯利建筑师事务所的一个经典设计案例

2、3. 该空间的设计理念是标新立异，打造时尚的前瞻性，彩色气泡悬浮于一尘不染的海面之上，营造了一个孩子般天真、光亮、愉悦的空间氛围

79 Diffuse illumination 漫射照明



In the lighting design of the home interior space, diffuse illumination means that the lights are diffused equably from around the light source, and then go through the semitransparent material which keeps out the lights to some extent so as to form the lighting effects. This lighting system features soft and stable lights, so it is applied to many sites.

In this case, the designer combines various kinds of lighting systems, among which the translucent marble is chosen as the top facing of the light source in the cellar, thus enriching the space dimension of the interior space by blocking the lights.

在家居室内空间的照明设计中，漫射照明指的是光线从光源的周围均匀发射，透过不同的半透明材料后，由于对光线的遮挡所形成的光照效果。这种照明的特点是光线柔和而稳定，适合于多种场所。

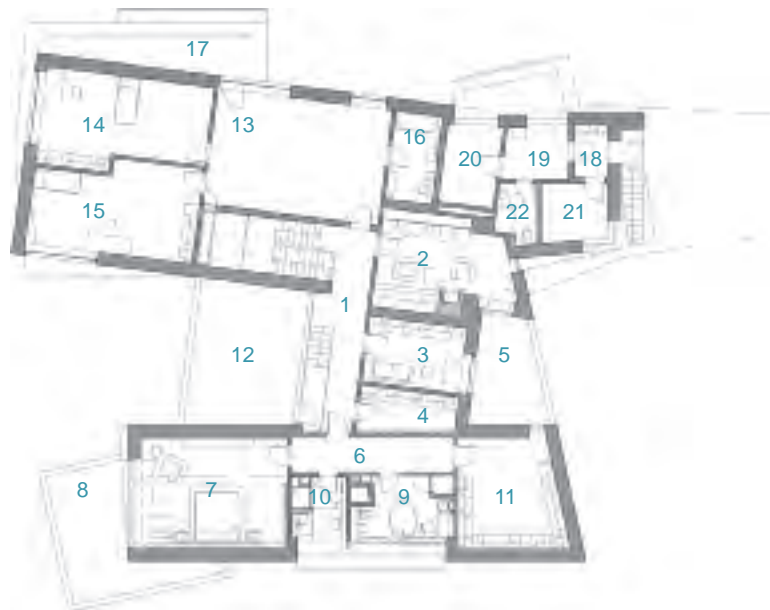
在本案例中，设计师对多种照明方式进行了组合，其中在酒窖空间中，设计师选择了透光大理石作为光源的罩面，通过对光源的遮挡丰富了室内的空间层次。

Project name: House of Mister R **Completion date:** 2009 **Location:** Moscow, Russia **Designer:** Za Bor Architects **Photographer:** Zinur Razutdinov, Peter Zaytsev **Area:** 560 sqm

项目名称：R府住宅 竣工日期：2009年 地点：俄罗斯，莫斯科 设计师：ZA BOR建筑师事务所 摄影师：兹纳尔·拉兹迪诺夫，彼得·扎特斯耶夫 面积：560平方米



First Floor Plan 一层平面图



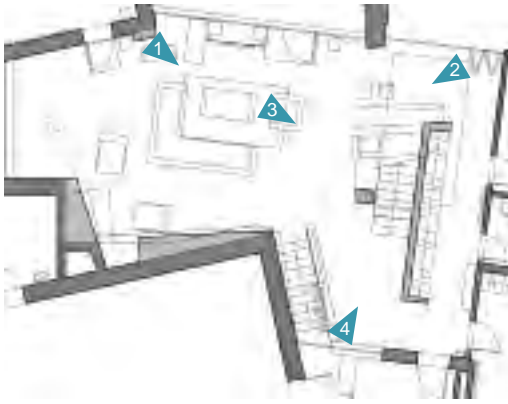
Second Floor Plan 二层平面图

- | | | |
|-------------------|---------------------|--------------------------|
| 1. Vestibule | 7. Dining room | 13. Garage for two cars |
| 2. Entry | 8. Master's kitchen | 14. Storage |
| 3. Walk-in closet | 9. Service kitchen | 15. Garage for one car |
| 4. WC | 10. Utility room | 16. Car wash and storage |
| 5. Living room | 11. Boiler room | |
| 6. Home theatre | 12. Servant room | |

- | | | |
|----------|----------|--------------|
| 1. 前庭 | 7. 餐厅 | 13. 两个汽车专用车库 |
| 2. 入口 | 8. 主厨房 | 14. 储藏室 |
| 3. 步入式壁橱 | 9. 厨房设备间 | 15. 一个汽车专用车库 |
| 4. 卫生间 | 10. 杂物间 | 16. 汽车清洗和存放 |
| 5. 客厅 | 11. 锅炉房 | |
| 6. 家庭影院 | 12. 佣人房 | |

- | | | | |
|--------------------|--------------------------|-------------------------|-------------------|
| 1. Entry | 7. Master's bedroom | 13. Children playground | 19. Staff kitchen |
| 2. Master's office | 8. Balcony | 14. Children room | 20. Staff room |
| 3. Nurse's room | 9. Bathroom | 15. Children room | 21. Guard room |
| 4. Storage | 10. WC | 16. Bathroom | 22. WC |
| 5. Loggia | 11. Dressing room | 17. Balcony | |
| 6. Bedroom's entry | 12. Accessible roof area | 18. Ante-room | |

- | | | | |
|-----------|------------|-----------|----------|
| 1. 入口 | 7. 主卧 | 13. 儿童游戏区 | 19. 员工厨房 |
| 2. 主办公室 | 8. 阳台 | 14. 儿童房 | 20. 员工厨房 |
| 3. 护理人员房间 | 9. 浴室 | 15. 儿童房 | 21. 保卫室 |
| 4. 储藏室 | 10. 卫生间 | 16. 浴室 | 22. 卫生间 |
| 5. 凉廊 | 11. 更衣室 | 17. 阳台 | |
| 6. 卧室入口 | 12. 带通道屋顶区 | 18. 房间前端 | |



Living Room Plan 客厅平面图



1. Almost the whole first floor is designed in white: light marble, grey river pebbles, glass and steel of the scarce fitments are here and there diluted with black built-in furniture constructed right on the spot

2. Bar counter which is constructively connected with the volume of the supporting column and stairs

3. The owner's part of the project is divided into public and private areas, which is emphasised by means of materials and colours

4. The geometrically complex bar counter which is constructively connected with the volume of the supporting column and stairs, is placed right in front of the steps leading to the second floor. While the original bench, serving also as stairs fencing in the other part of the living room, points at the downstairs leading to the "cosmic" wine cellar

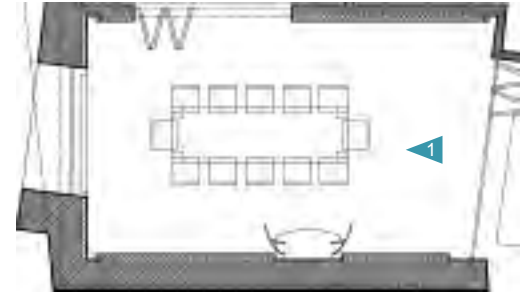
1. 整个一楼空间以白色为主：光亮的大理石、灰色的鹅卵石、玻璃和几组钢结构设备冲淡了黑色家具所带来的沉重之感

2. 吧台与体量的支撑廊柱和楼梯完美衔接

3. 整个住宅被划分成公共区和私人空间两个部分，材料和色彩的鲜明对比将二者分隔开来

4. 几何形态的综合性吧台坐落于楼梯的正前方，与体量的支撑廊柱和楼梯完美衔接的同时，引领人们直达二楼空间。而独具匠心的长凳同时也扮演了客厅另一部分空间的围栏角色，标明了通往“宇宙”酒窖的下降楼梯的方向





Dining Room Plan
餐厅平面图

1. In the dining room designers used the method for "cosmic effect" creation, but without mirrors: the sophisticated walls plastic makes you feel as if you're in the future in a kind of spaceship especially when you turn on the complex backlight
2. The customer wanted to see the outer space in the wine cellar, something vivid and extraordinary. But that area was quite chamber in fact. That's why designer wrapped it up in a wide strand of Corian and lit it. At the ends the designer placed stained glass mirrors. Designers intend to expand the space using this technique

1. 在餐厅中，设计师运用了“宇宙印象”的创作手法，以精致的塑料墙面取代镜面，在微妙的背光灯下，令人们产生仿佛置身于宇宙飞船之中
2. 客户希望能够在酒窖内观赏到室外生动、独特的风景。然而，该区域实际上是一个宁静的小室。因此，设计师运用可丽耐材料将其包裹，同时利用完美的照明将整个空间点亮。最后设计师设置了不锈钢镜面。设计师希望利用这一技术能够将空间进行扩大





1. Even the dark wenge panels and bathroom furniture don't break the idyll and visual peace
2. The second floor is more conservative and contrasts with the public zones. It was reflected in a more humane materials and colours choice: the oak floor, the pastel textile, the arm-chairs covered in textile create a calm home atmosphere in the interior
3. Above the bedroom you can see the sky through one of the zenith windows

1. 即使是深色的铁刀木板材和浴室家具也没有打破空间田园般的宁静、祥和的空间氛围
2. 二层空间与公共区域相比较为保守。这种保守主要体现在人性化材料和色彩的运用上：橡木地板、柔和的织物以及覆盖在织物下方的扶手椅共同营造了一个宁静、祥和的空间氛围
3. 从卧室的上方，透过顶端的一个天窗能够将美好的天空景致尽收眼底

80 Mixed illumination 混合照明



In home interior space design, mixed illumination refers to the lighting system that integrates various kinds of lamps and luminous lighting system which creates the interior spatial ambience by the combination of several lighting systems rather than emphasising some certain kind of lighting effect.

In this case, the designer retransforms the old space by means of spatial reconstruction, material organisation and the arrangement of furniture and mixed lighting, thus endowing the interior space with warm and modern ambience.

在家居室内空间设计中，混合照明是指综合多种灯具以及配光的照明方式。这种照明方式不强调某种特殊的照明效果而是通过几组照明方式的组合共同营造室内的氛围。

在本案例当中，设计师通过空间重构、材料的组织、家具与混合照明的设置，对老空间重新进行了改造，使室内空间焕发出温馨与现代的气氛。


Project name: Chet Bakerstraat **Completion date:** 2008 **Location:** Amsterdam, The Netherlands **Designer:** Hofman Dujardin Architects **Photographer:** Matthijs van Roon **Area:** 120 sqm

项目名称：切特·贝克斯塔特 竣工日期：2008年 地点：荷兰，阿姆斯特丹 设计师：霍夫曼·雅尔丹建筑师事务所 摄影师：玛吉斯·凡·洛恩 面积：120平方米




Master Plan 总平面图

- | | |
|----------------|-------------|
| 1. Hall | 5. Terrace |
| 2. Kitchen | 6. Bedroom |
| 3. Dining | 7. Bathroom |
| 4. Living room | 8. Toilet |
| 1. 大厅 | 5. 露台 |
| 2. 厨房 | 6. 卧室 |
| 3. 餐厅 | 7. 浴室 |
| 4. 客厅 | 8. 卫生间 |



Kitchen+Dining+Living Room Plan
厨房+餐厅+客厅平面图

1. Entrance area with a view to the kitchen
 2. Kitchen with a view to the entrance
 3. The entire house is outfitted with mostly white and neutral colours. The kitchen is integrated in the living room. The large furniture creates intimacy and visual connections between the spaces
 4. The apartment has been fully renovated with a new space planning, materialisation, furniture and lightning
1. 从入口区可见厨房景象
 2. 从厨房也可以遥看入口区
 3. 整个房间以白色和中性的色彩为基调。厨房与客厅整合为一体。宽大的家具在空间中营造出亲切之感，并形成完美的视觉衔接
 4. 整个公寓在全新的空间规划、物化、家具和照明的投入过程中焕然一新



1/2. The under-lights underneath the bath and closet illuminate the floor with a futuristic sentiment

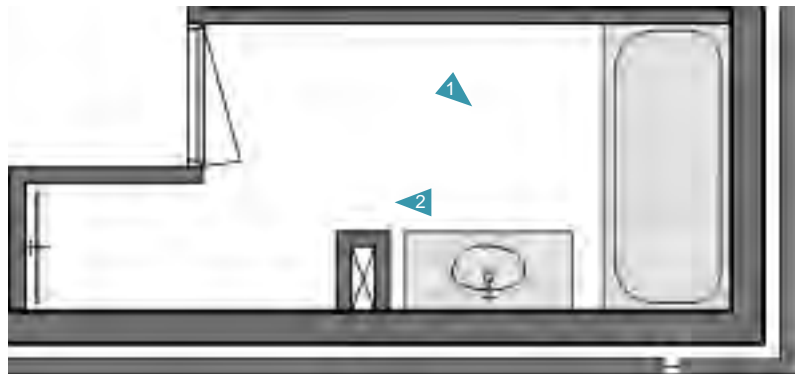
3. The light colours and natural finishing give off a warm and modern atmosphere

4. The most excessive spatial changes made to the existing space can be found at the corners of the building

1、2.浴室和壁橱区域的地灯在地板上投下了梦幻般的光彩

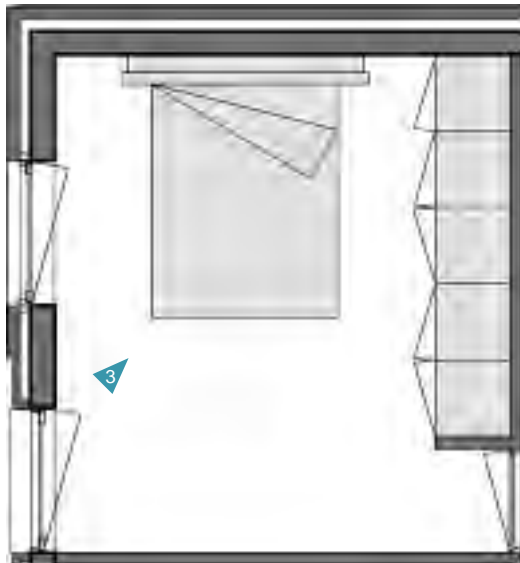
3. 灯光的色彩和天然装饰共同营造了一个温馨、时尚的空间氛围

4. 原有建筑最明显的空间变化主要体现在建筑角落的改造



Bathroom Plan

浴室平面图



Bedroom Plan
卧室平面图



81 Greening design 绿化设计



In home interior space, greening design means to achieve the transition and circulation between the interior and exterior space by introducing plants into the interior space so as to fulfill the interior environment with the elements of the exterior natural space. The geometric modelling of the modern architecture looks stiff and cold, while the interior greening design can change people's general impression of the space. The curves and soft feeling of the plants can provide people with a pleasant sense of scale and intimacy.

In this case, the designer infiltrates the exterior landscape and the interior space into each other through the transparent French window with the help of greening design, which not only heightens the sense of openness and the degrees of changes, but

extends and enlarges the limited interior space.

在家居室内空间的设计中，绿化设计是指将植物引入室内空间，使内部环境同样具有外部自然空间的元素，从而达到室内与室外空间的过渡与流通。现代建筑的几何化造型方式显得生硬而冷漠，利用室内的绿化设计可以改变人们对空间的整体印象。植物所特有的曲线以及柔软的质感可以为人们提供怡人的尺度感和亲切感。

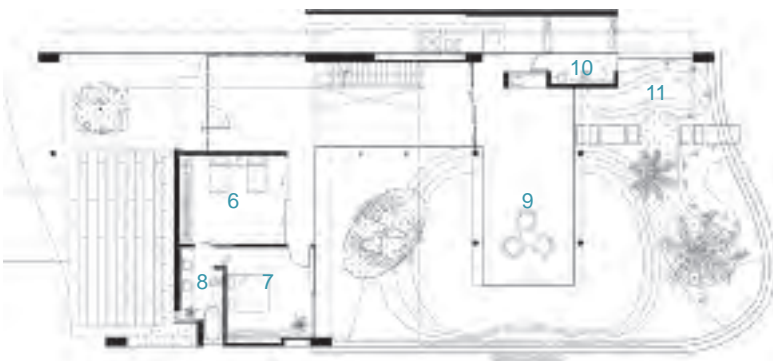
在本案例当中，设计师借助绿化设计使室内与室外的景色通过通透的落地玻璃窗相互渗透，不但增加了室内空间的开阔感和变化程度，而且使室内有限的空间环境得以延伸和扩大。

Project name: Fish House **Completion date:** 2009 **Location:** Singapore **Designer:** Guz Architects **Photographer:** Patrick Bingham Hall **Area:** 726 sqm

项目名称：鱼楼 竣工日期：2009年 地点：新加坡 设计师：Guz建筑师事务所 摄影师：帕特里克·宾厄姆·霍尔 面积：726平方米



Basement Plan
地下室平面图

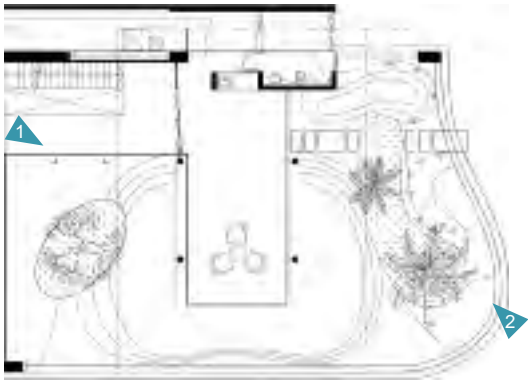


First Floor Plan
一层平面图



Second Floor Plan
二层平面图

- | | |
|---------------------|---------|
| 1. Media room | 1. 媒体室 |
| 2. Wine cellar | 2. 酒窖 |
| 3. Swimming pool | 3. 游泳池 |
| 4. Store | 4. 储藏室 |
| 5. Laundry | 5. 洗衣室 |
| 6. Bedroom | 6. 卧室 |
| 7. Guestroom | 7. 客卧 |
| 8. Bath | 8. 浴室 |
| 9. Verandah | 9. 走廊 |
| 10. Powder room | 10. 盥洗室 |
| 11. Jacuzzi | 11. 按摩池 |
| 12. Study room | 12. 书房 |
| 13. Master bedroom | 13. 主卧 |
| 14. Master bathroom | 14. 主卫 |
| 15. Kitchen | 15. 厨房 |
| 16. Living room | 16. 客厅 |
| 17. Dining room | 17. 餐厅 |



Verandah+Powder Room+Jacuzzi Plan
走廊+盥洗室+按摩池平面图

1. The house that is in the centre of the project is spiritualised by water and plants that surround the pavilion and give the impression of the real nature in every bit of the house
2. The designers managed to show a combination of technology, careful planning and sensitive design

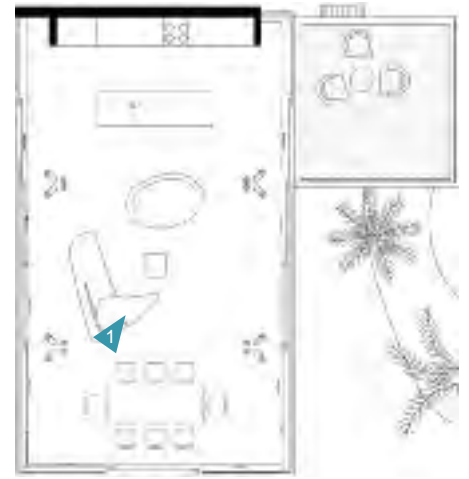
1. 住宅的中央是流水与植物环抱下的凉亭，彰显空间独特的天然之美感
2. 设计师意在展现设计技术、精心规划以及巧妙设计的完美结合



1



2



Kitchen+Living Room+Dining Room Plan
厨房+客厅+餐厅平面图

1. This modern tropical bungalow encapsulates the essence of living in the hot and humid climate of Singapore by creating open spaces which encourage natural ventilation and offer residents views to the ocean
2. The main design concept is to create a house which has close relationship with nature and this is achieved by having a swimming-pool linking the house with the landscape and ultimately visual connections with the sea

1. 这一充满现代气息的热带小屋能够完美抵御新加坡炎热和潮湿的气候，开阔的空间布局为空间带来了良好通风和观水视角
2. 主要的设计理念是创建一个与大自然完美融合的建筑，通过游泳池的创建将建筑与景观衔接在一起，并最终与远处的海景建立起微妙的联系





Study Room+Master Bedroom+Master Bathroom Plan
书房+主卧+主卫平面图



1. Fish House is a modest and yet luxurious residential design which gives residents opportunities to live in harmony and comfortably with nature
2. The main idea of designer was to create the hi-tech house close to nature

1. 该住宅低调而奢华的设计风格为用户营造了一个与自然融为一体的和谐、舒适的空间氛围
2. 设计师的主要目标是打造一个亲近大自然的高科技设计住宅



82 Furnishings for daily use 日用品陈设



Home interior design may always encounter a large number of articles for daily use such as the home appliances, dinnerware, wine sets, stationery and books. These articles cannot perform the decorative function and sometimes it's inconvenient to use them, while the disadvantage can be offset and the decorative effects can be magnified if they are hung or placed in order on the walls, the cabinet frames and the tables.

In this case, the designer arranges the daily commodities in an orderly way so that they are not only convenient to use but improve the sense of sequence of the space.

在家居室内空间中经常会出现大量日常所用的物品，比如家用电器、餐具、酒具、文具、书籍等等。这些物品如果随便堆砌不但起不到装饰的作用，而且使用起来也不方便，如果能够按照相应的用途在墙面、柜架、台面上有秩序的悬挂或摆放，会明显改善这些不足，同时能够增强其装饰性。

在本案例当中，设计师通过对日用品陈设的有序化布置不但使这些物品可以被方便的使用，而且增强了空间的秩序感。

Project name: Minto 775 King West - 2-Bedroom Suite **Completion date:** 2010 **Location:** Toronto, Canada **Designer:** II BY IV Design **Photographer:** David Whittaker **Area:** 93-139 sqm

项目名称：明托-金·韦斯特775号两间卧室套房 竣工日期：2010年 地点：加拿大，多伦多 设计师：II BY IV设计工作室 摄影师：大卫·惠特克 面积：93-139平方米



1. Set the table for an intimate dinner, or relax in the living room and enjoy the views from the floor-to-ceiling windows
2. The design created the perfect happy place with a modern aesthetic and exceptional use of space
3. In the kitchen, stainless steel appliances blend seamlessly with granite countertops and glass mosaic-tile backsplash

1. 坐在餐桌边享受私人晚宴，或舒服地坐在客厅中，都能够透过落地玻璃窗将室外美景尽收眼底
2. 设计师运用现代美学理念和独特的空间利用原则营造了一个愉悦的空间氛围
3. 在厨房中，不锈钢电器用具和花岗岩台面以及玻璃马赛克瓷砖后挡板完美融合在一起





1. Expansive glazing that bathes the suites in light during the day and dazzling city lights by night
2. Marble countertops with elegant touches in the bathroom

1. 通透、宽敞的玻璃在白天确保套房沐浴在阳光中，而夜晚则与远处的城市灯光遥相辉映
2. 浴室中的大理石台面流露出高雅的气息



1/2. Lively melange of pop art and bright colour in the bedroom

1、2. 卧室中尽情演绎着流行艺术与鲜明色调的生动融合



2

83 Art furnishings 艺术品陈设



In home interior space, the artworks, serving as ornaments themselves, are the last but the most important link of the interior space design. In the interior space, not all artworks are suitable for the specific environment and it has nothing to do with the quantity. They should be chosen according to the whole spatial scale and ambience. Usually, the standard is set centring on the visual comfortableness, for instance, the paintings and photography works on the wall and the sculptures and artwares on the table.

In this case, the designer not only effectively defines various functional areas through the arrangement of the artworks but coordinates the relationship of colour composition with the help of the colour suggestion of artworks.

在家居室内空间中，艺术品陈设本身的作用就是装饰，它是室内空间装饰设计中最后也是最重要的环节。在室内空间中，并不是任何一件艺术品都适合特定的环境，也不是艺术品的数量越多越好，而是应该协调整体的空间尺度与氛围来选择恰当的艺术品进行装饰。通常在墙面上选用绘画与摄影的作品、在台面上选用雕塑或工艺品，这种选用的标准主要围绕视觉的舒适性来进行。

在本案例当中，设计师通过对艺术品的设置不但有效的限定出了不同的功能区域，而且通过艺术品色彩的暗示协调了整体空间的色彩构图关系。

Project name: Apartment in Kaunas **Completion date:** 2008 **Location:** Kaunas, Lithuania **Designer:** Indra Marcinkeviciene **Photographer:** Valdas Racyla (Valdas Račyla), Karlas **Area:** 92.38 sqm

项目名称：考纳斯公寓 竣工日期：2008年 地点：立陶宛，考纳斯 设计师：Indra Marcinkeviciene建筑师事务所 摄影师：瓦尔德斯·拉塞拉，卡拉斯 面积：92.38平方米



Master Plan 总平面图

- | | |
|-----------------|--------|
| 1. Hall | 1. 大厅 |
| 2. Sitting room | 2. 起居室 |
| 3. Room | 3. 房间 |
| 4. Bathroom | 4. 浴室 |
| 5. Pantry | 5. 餐具室 |
| 6. Kitchen | 6. 厨房 |
| 7. WC | 7. 卫生间 |
| 8. Balcony | 8. 阳台 |



1



Hall+Sitting Room+Kitchen+WC Plan

大厅+起居室+厨房+卫生间平面图



2

1. The primary object in this interior is a painting, Seated Boy, by a famous painter, Vilmantas Marcinkevicius. It gives the conception of the colours which infuse in the whole apartment. Bright blue and turquoise is repeated in details. An extravagant stripy rectangle appears on the wall in the sitting room zone. The painting is highlighted in a decorative gilded frame designed by Loreta Svaikauskiene

2. All white walls and the water-resistant dark oak floor all over the apartment, give a strong background for other artworks, colourful furniture and various materials and fabrics

1. 室内设计的一个主要元素是由著名画家Vilmantas Marcinkevicius绘制的坐着的男孩油画。该作品奠定了整个空间的色彩基调。明亮的蓝色和绿松石在空间中细心的重复。客厅的墙面上设置了一个大型条纹状矩形背景，由Loreta Svaikauskiene设计的装饰镀金相框使油画更加醒目

2. 公寓中所有的白色墙面和防水深色橡木地板为其他的艺术品、彩色家具和各种材料和织物提供了一个强有力的背景



1. In the dining area and on the kitchen wall a rhythm of black and white stripes appears

2/3. The stripy wallpaper is covered with a glass for practical purposes. The same composition of colours and contrast prevails in the bedroom and the bathroom. It looks as if the chairs around the dinner table have been collected from Vilmantas's painting. Contrasts prevail in furniture, for instance, the yellowish green doors of the cupboards are of different shades and together create an impression of a concave shape

1. 在就餐区和厨房墙面上充满韵律的黑白条纹为空间增添无限情趣

2、3. 考虑到实际情况, 条纹状壁纸被外覆以玻璃。卧室和浴室中的色调和对比手法一致。餐桌周围的座椅仿佛与Vilmantas的油画出自同一系列作品。家具的对比强烈, 例如, 黄绿色碗橱门的渐变色彩巧妙地打造了一个凹面的形态



Room Plan
房间平面图



- 2
1. The warm light green in the bedroom is defused with white dots and softened with velvet textures
 2. An openwork woodcarving by another Lithuanian artist Marius Jonutis is used for wardrobe. In the night time, a white and elegant wardrobe gives a soft intimate light towards the room, creating cosiness
 3. The designer also likes using mirrors, which create light and mysterious reflections. They are everywhere: in the dining room, the living room, the bathroom. They are responsible for creating a slightly mystical atmosphere

1. 卧室中温暖的亮黄色与白色圆点进行完美的中和，并有效地柔化了天鹅绒的纹理
2. 由另一位立陶宛艺术家Marius Jonutis设计的镂空木雕被运用到了衣柜之中。夜幕降临之时，白色优雅的衣柜为房间营造了一个柔和、亲切、舒适的氛围
3. 此外，设计师也喜欢镜面的运用，以打造光影交替的空间效果。镜面无处不在：餐厅、起居室、浴室处处都有它们的身影。它们为空间打造了一个神奇的氛围



Bathroom Plan
浴室平面图



84 Textile furnishings 织物陈设



In home interior space design, the fabrics, with rich colours, soft texture and remarkable decorative characteristics, are combined based on the practical applicability, comfortableness and artistic quality of the interior space.

In this case, the designer, in consideration of the fact that the client is an artist, effectively highlights the richness and abundance of colour in the collocation of the furnishing articles so as to give expression to the subtle emotion of the artist.

在家居室内空间设计中，织物陈设的色泽丰富、质感柔软，装饰特点十分突出，其组合的原则由室内功能的实用性、舒适性、艺术性决定。

在本案例当中，由于业主为艺术家，因此设计师在陈设物品的搭配上有效的突出了色彩的浓郁与丰富，以此成功的表达出了艺术家细腻的情感特点。

Project name: Family Residence in Vilnius **Completion date:** 2006 **Location:** Kaunas, Lithuania **Designer:** Indra Marcinkeviciene **Photographer:** Valdas Racyla (Valdas Račyla) **Area:** 254.28 sqm

项目名称：维尔纽斯家庭住宅 竣工日期：2006年 地点：立陶宛，考纳斯 设计师：Indra Marcinkeviciene建筑师事务所 摄影师：瓦尔多斯·拉塞拉 面积：254.28平方米



First Floor Plan 一层平面图

- | | |
|-----------------------|--------------------|
| 1. Painter's studio | 8. Kitchen |
| 2. Storage | 9. Kitchen storage |
| 3. Outside store room | 10. Boiler room |
| 4. Home office | 11. Bathroom |
| 5. Corridor | 12. Shed |
| 6. Living room | 13. Terrace |
| 7. Dining room | |

- | | |
|----------|----------|
| 1. 画家工作室 | 8. 厨房 |
| 2. 储藏室 | 9. 厨房储物间 |
| 3. 室外储藏间 | 10. 锅炉房 |
| 4. 家庭办公间 | 11. 浴室 |
| 5. 走廊 | 12. 小屋 |
| 6. 客厅 | 13. 露台 |
| 7. 餐厅 | |



Second Floor Plan 二层平面图

- | | |
|--------------------|--------|
| 1. Staircase | 1. 楼梯 |
| 2. Bedroom | 2. 卧室 |
| 3. Bathroom | 3. 浴室 |
| 4. Master bathroom | 4. 主卫 |
| 5. Cloakroom | 5. 衣帽间 |
| 6. Master bedroom | 6. 主卧 |
| 7. Bedroom | 7. 卧室 |



1



Living Room Plan
客厅平面图

1. The fabric furnishings have coordinated the colours of the whole space
2. Bright colour, low-purity fabric furnishings become the decorated focus of the space

1. 室内空间色彩由织物陈设统一协调
2. 高纯度、低纯度织物陈设成为空间中的装饰亮点

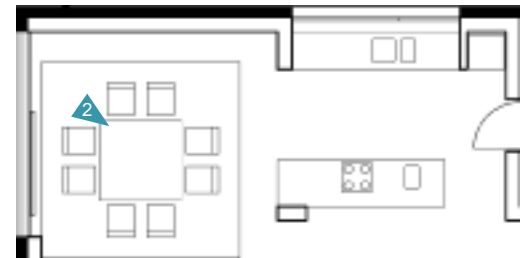


2



1/2. The owner of the residence is an artist. Light space and colours dominate here

1、2. 住宅主人的身份是艺术家，因此对空间的亮度和色调的运用十分重视



Kitchen+Dining Room Plan
厨房+餐厅平面图



1. The colourful fabrics play important role in the decoration of the space, giving the whole space a strong sense of order 2/3. The green fabric furnishings have highlighted the space's simplicity and elegance

1. 色彩丰富的织物陈设成为空间中重要的装饰元素，使整体的室内环境形成很强的秩序感

2、3. 绿色织物陈设的设置协调了整体空间简洁素雅的特点



2



3

85 Waterscape design 水景设计



In home interior design, waterscape decoration, as a special category, imports the exterior natural elements to the interior space so as to increase the visual pleasure while regulating the regional climate of the interior space, activating the spatial functions of the interior space.

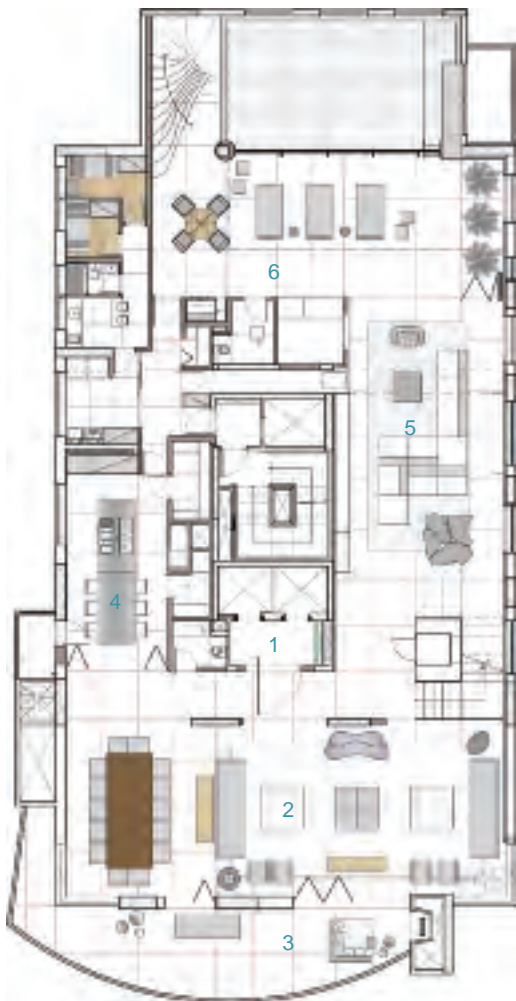
In this case, the designer creates a special recreational area for the interior space by combining the waterscape decoration with the swimming pool modelling.

在家居室内空间设计中，水景装饰是一项特殊的类别，这种装饰手法将室外的自然元素引入室内空间，在调节室内局部气候的同时增强了视觉的愉悦感，使室内空间功能更加灵活。

在本案例当中，设计师将水景装饰与泳池造型相结合，为室内空间创造出独特的一处休闲区域。

Project name: Residence Malibu **Completion date:** 2009 **Location:** São Paulo, Brazil **Designer:** Fernanda Marques Arquitetos Associados **Photographer:** Rômulo Fialdini **Area:** 800 sqm

项目名称：马里布公馆 竣工日期：2009年 地点：巴西，圣保罗 设计师：费尔南德·马克斯建筑师事务所 摄影师：罗慕洛·费尔迪尼 面积：800平方米



1. Entrance hall
2. Dining/ living room
3. Balcony
4. Kitchen
5. Lounge
6. Solarium

1. 入口大厅
2. 餐厅/客厅
3. 阳台
4. 厨房
5. 休息室
6. 日光浴室

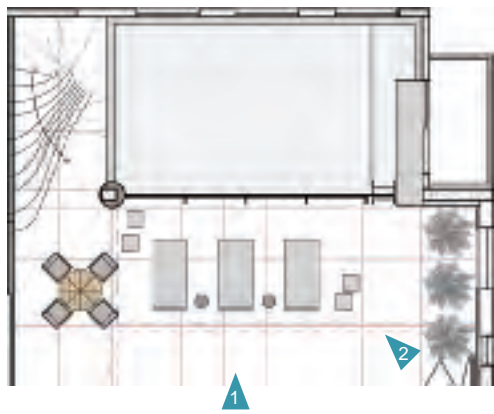
First Floor Plan 一层平面图



1. Fireplace
2. Fitness
3. Closet
4. Master suite
5. Suite

1. 壁炉
2. 健身房
3. 壁橱
4. 主套房
5. 套房

Second Floor Plan 二层平面图




Solarium Plan 日光浴室平面图

1. For the external terrace, the client proposed an automated retractable glazed metallic roof, so as to enhance natural daylight, during the day, even when closed

2. One of the main challenges in the project, a swimming-pool also in clear glass, had numerous superstructure studies carried out, in order to calculate the increased load on the slab created by the huge structure

1. 对于室外露台，客户提议了一个自动化的可伸缩光滑金属屋顶，以便于加强室内的采光，确保空间在封闭的状态下同样阳光明媚

2. 该项目一个主要挑战是一个同样采用玻璃设计的游泳池，历经无数次上层结构的研究，旨在对平板上的承重力进行估计





Dining/ Living Room Plan 餐厅/客厅平面图

1. Moving away from the obvious, coming up with innovative solutions and making full use of technology, each piece on it had to be unique and yet relate to the whole at the same time
2. Designer decided to concentrate the social area of the apartment on the lower floor, creating the maximum integration among the spaces. In line with the project, design chose large pieces, which have straight lines and are extremely contemporary. Besides the leather, velvet, metal and glass prevail in the rooms
3. The staircase and elevator to the top floor were proposed to be done in clear glass, in order to be integrated to the living room
4. Pieces acquired in auctions in New York stand out in the spaces, such as the curved stainless steel sofa designed by Ron Arad



Lounge Plan 休息室平面图

1. 创新的处理方案和对技术的充分利用使整个空间别具一格。空间的每一部分都做到了独具匠心，同时相互之间进行完美地衔接
2. 设计师在低层建立一个作为空间核心的社交区域，使各区域实现最大限度的整合。笔直的线条贯穿整个开敞的区间，使空间充满现代气息。空间内除皮革纹理以外，还不乏天鹅绒、金属和玻璃等材料
3. 通往顶层的楼梯和电梯全部以透明玻璃为原料，旨在与客厅形成完美的统一体
4. 在纽约拍卖行中收购的摆件，包括由洛恩·阿拉德设计的弧形不锈钢沙发在空间中十分醒目





Master Suite Plan 主套房平面图

1. The master bedroom was placed so as to look out to the pool
2. All lighting systems are dimmer-controlled and have lighting moods programmed into the automation system

1. 主卧的设计匠心独运，能够将室外的泳池景致尽收眼底
2. 所有的照明系统采用了调光设置，自动化系统能够对光线进行适度调节



86 Scene creation 情景创造



In home interior design, decorative design is a process in which the designer makes the optimal choice and allocation of the articles in the interior space. As the sublimate of the interior design, it is also a process when idealisation and abstraction transform into life. Only by undergoing the step of decorative design can the home interior space truly demonstrate its individuality and be closer to the real life.

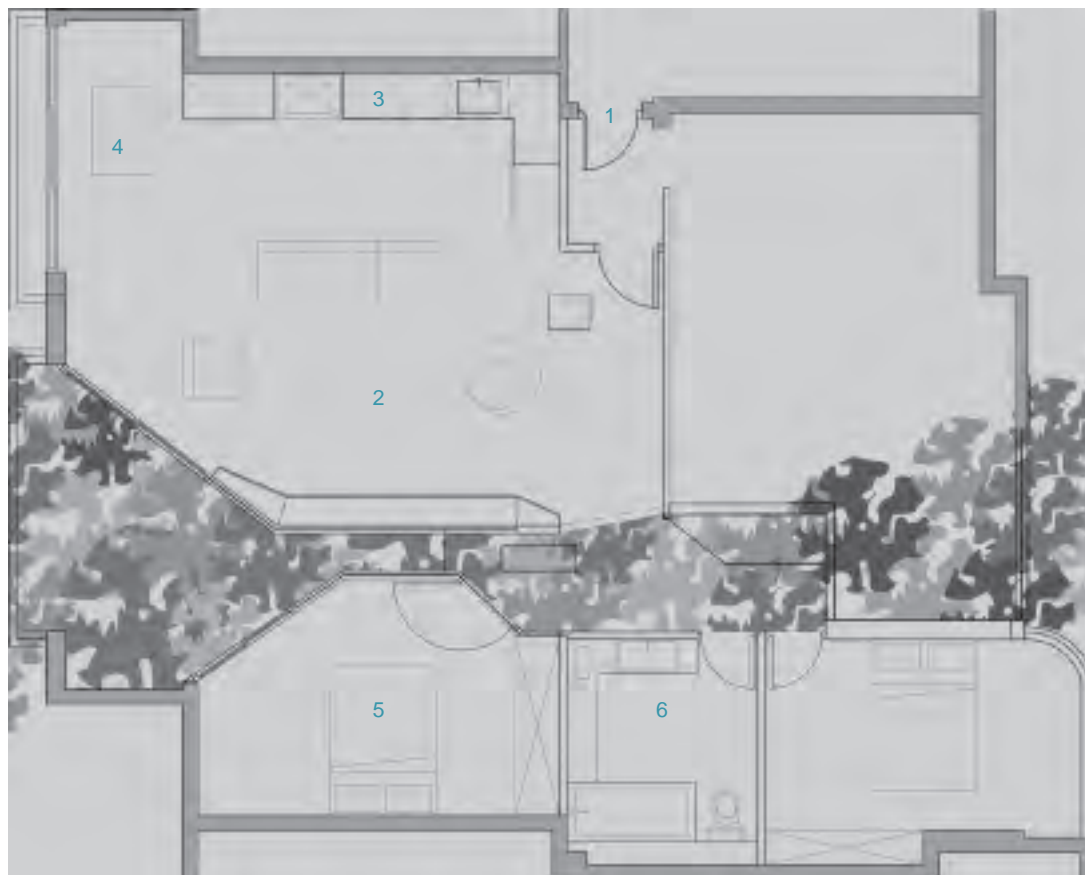
In this case, the designer creates a customised and comfortable ambience through the choices of the furniture in the living room, the plants in the corridor and the sculpture in the bathroom.

在家居室内空间设计中，装饰设计是设计师对室内空间所有物品的最佳选择与调配的过程。装饰是室内设计的升华，是设计的理念化、抽象化向生活化转换的过程，只有通过装饰设计的阶段家居室内空间才能真正体现出个性化、情景化的特点。

在本案例当中，设计师对起居室家具的选择、走廊植物的选择以及卫生间雕塑的选择，创造出人性化的、舒适的空间氛围。

Project name: First Floor Penthouse **Completion date:** 2009 **Location:** Tel Aviv, Israel **Designer:** Z-A Studio **Photographer:** Assaf Pinchuk **Area:** 160 sqm

项目名称：一楼阁楼 竣工日期：2009年 地点：以色列，特拉维夫 设计师：ZA工作室 摄影师：阿萨夫·平丘克 面积：160平方米



Master Plan 总平面图

- | | |
|----------------|-------|
| 1. Entrance | 1. 入口 |
| 2. Living room | 2. 客厅 |
| 3. Kitchen | 3. 厨房 |
| 4. Dining room | 4. 餐厅 |
| 5. Bedroom | 5. 卧室 |
| 6. Bath room | 6. 浴室 |



Entrance+Living Room+Kitchen+Dining Room Plan
入口+客厅+厨房+餐厅平面图



2

1. This project ties to a broader interest in the distinction between public and private in residential spaces. If you follow the typology of living spaces you can see that one major thing did change in a way that everyone takes for granted now – the open public space of the living, dining and kitchen areas. This project examines the limits of this configuration which designers have inherited from the "loft" concept of the 1970s

2. Behaviours and lifestyles that shape the residential environment are very difficult to reshape. Designers tend to be very attached to spaces they grew up in and the things they know and feel comfortable

3. Conceptually designers were thinking of it as a flipped penthouse or courtyard, where instead of letting in the light, air and landscape penetrate from above, it is now carving through the apartment from its side. This inverted courtyard separates between public and private and creates an effect that removes the private sections of the apartment beyond an outdoor space as if they are two separate houses

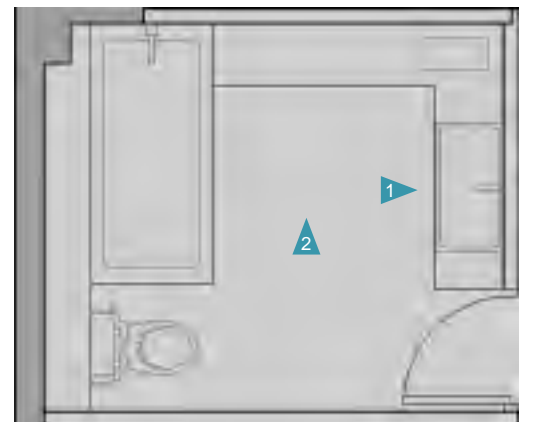
1. 该项目关系到公共区域和私人空间划分的话题，通常在人们的印象中，传统的公共生活空间包括客厅、餐厅和厨房。该项目打破了这种配置的限制，继承了20世纪70年代的“阁楼”设计理念

2. 构成住宅环境的表现和生活方式的改造非常困难。设计师对他们成长的空间以及他们所了解的一切设施都情有独钟

3. 从概念上讲，设计师将该住宅设想成一个阁楼或庭院，对公寓的侧面开发取代了空间从上方采光、取景的方式。这一反向的庭院将公共空间和私人区域进行分隔，同时在视觉上将私人空间从整个公寓内移除，仿佛是两个独立的体量



3



Bath Room Plan 浴室平面图



1. The bedroom extends the ephemeral relations between inside and outside
2. The concept of the artificial landscape was carried through to shape the wall elevations and plans
3. The primary asset of the apartment is funnelled in, creating a horizontal courtyard. This funnelled landscape separates public from private, turning the bedrooms into a remote entity, when viewed from the open public space

1. 卧室将室内外空间进行延伸
2. 人工景观的设计理念为墙面的高度和规划设计提供了有利条件
3. 该公寓的主要特色在于其独特的漏斗外形，构建了一个水平方向的庭院。这一漏斗状的景观将公共区域与私人空间分隔开来，从公共区域放眼观望，卧室成为一个单独的个体



DESIGN PRINCIPLES OF SPECIAL AREAS

特殊区域设计法则



87. Vestibule design 356

门厅设计

88. Living room design 358

起居室设计

89. Study room design 360

书房设计

90. Kitchen design 362

厨房设计

91. Master bathroom design 364

主卫生间设计

92. Terrace design 368

露台设计

93. Attic design 372

阁楼设计

94. Children's room design 376

儿童房设计

95. Multimedia room design 378

多媒体室设计

96. Reception room design 382

会客厅设计

97. Boxroom design 384

收藏室设计

98. Outdoor swimming pool design 386

户外泳池设计

99. Roof garden design 390

屋顶花园设计

100. Courtyard design 394

庭院设计

87 Vestibule design 门厅设计



The vestibule is the beginning of the home interior space and also the starting point of the integration between man and the total environment. In addition to offering the basic functions such as serving as the ornaments, dressing space and the storage function, the vestibule is designed in the same style to that of the whole interior space. The design of the vestibule should focus on its simplicity, functionality and artistic quality. Meanwhile, the space subdivision of the vestibule influences the sense of scale of the whole interior space.

In this case, the designer builds a feature wall resembling a sculpture at the vestibule. The top of the feature wall has clear directivity. The abstract artworks in modern style at the entrance imply the style of the whole interior space.

门厅空间是家居室内空间的开端，也是人们融入整体环境的开始，除提供着装打扮、储藏等基本功能之外，门厅空间的造型设计与室内整体的风格样式保持统一。简洁性、功能性与艺术性是门厅设计的重点内容。同时，门厅设计的空间划分也影响到整体室内空间的尺度感。

在本案例当中，设计师在门厅处创建了一个具有雕塑感的景墙造型，其顶面具有明确的方向指向性。入口处抽象的现代艺术作品暗示出了整体室内空间的风格。

Project name: Sutton Place Residence **Completion date:** 2008 **Location:** Midtown, New York City, USA **Designer:** Hariri & Hariri **Photographer:** Paul Warchol **Area:** 465 sqm

项目名称：萨顿住宅 竣工日期：2008年 地点：美国，纽约 设计师：哈里里&哈里里建筑师事务所 摄影师：保罗·沃克尔 面积：465平方米



Master Plan 总平面图

- | | |
|----------------|--------|
| 1. Entry | 1. 入口 |
| 2. Kitchen | 2. 厨房 |
| 3. Dining room | 3. 餐厅 |
| 4. Living room | 4. 客厅 |
| 5. Powder room | 5. 盥洗室 |
| 6. Terrace | 6. 露台 |



1

1. A rectangular entry gallery exhibiting a sculptural-wall in dark wood embraces the visitors
2. An art-wall exhibits a mural by Julian Opie and a translucent glass wall brings natural light into the entry area. This material composition continues throughout the apartment creating a special continuity and visual connectivity
3. The flexible design of the partition wall at the entrance both as the part of the art exhibition hall and the beginning of the public area



2

1. 一个矩形的入口画廊向访客展示了一个深色木质雕塑墙
2. 一面艺术墙展示了一幅由Julian Opie设计的壁画。一个半透明的玻璃幕墙为入口区带来丰沛的自然光。这种材料构成一直贯穿整个空间，打造出空间的连续性和视觉衔接感
3. 入口处隔墙的灵活设置既是艺术品展厅的一部分又是公共区域的起始点



3

88 Living room design 起居室设计



In home interior design, the living room, as the interior public area with the highest rate of utilisation, is arranged mainly in consideration of its function of entertainment, recreation, guest receiving and learning. The design principle of the living room is to rationally and effectually separate the main functional areas from the passageway so that they can not intersect or exert influences upon each other.

In this case, the designer links the living room and the exterior landscape, the terrace and the outdoor swimming pool together, which makes the living room more transparent and gives it more openness. The parallelism between the roof shape and the carpet gives birth to the centrosymmetric relationship of space configuration.

在家居室内空间设计中，起居室是使用率最高的室内公共区域，其布局形式主要围绕娱乐、休闲、会客、学习等功能展开。起居室的设计原则是要将主要的功能区域与通道合理有效的区分开，避免相互交叉，相互影响。

在本案例当中，设计师将起居室空间与室外的景观元素、露台以及户外泳池相连通，使起居室空间变得更加通透而开阔。通过顶面造型与地毯铺设的对应形成了中心对称的空间构图关系。

Project name: 27 East Sussex Lane **Completion date:** 2009 **Location:** Singapore City, Singapore **Designer:** Maria Arango, Diego Molina **Photographer:** Derek Swalwell, Courtesy of ONG&ONG Pte Ltd **Area:** 572.84 sqm

项目名称：东萨塞克斯郡27号小巷住宅 竣工日期：2009年 地点：新加坡，新加坡城 设计师：玛丽亚·阿朗戈，迪亚哥·莫利纳 摄影师：德里克·斯瓦尔威尔，ONG & ONG私人有限公司 面积：572.84平方米

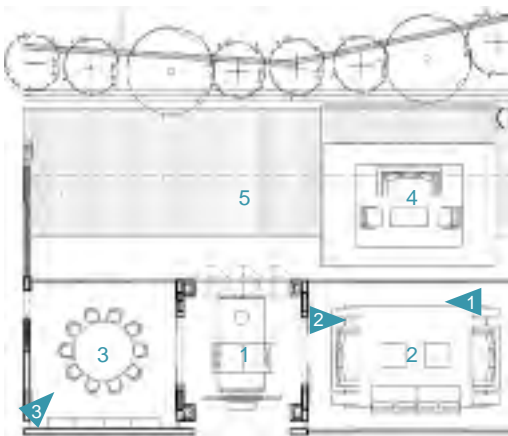




2

1. The living room connects to the swimming pool via a verandah which is constructed using the same stone as the facade. This ensures a consistent design language
2. With the low-pitched roof and the different tactile materials selected, the house is a delightful place to relax in
3. The spaces between outdoor and indoor are inter-connected so that a true resort home feel can be experienced

1. 客厅通过一个走廊与游泳池完美结合在一起，而走廊采用了与立面相同的材料进行设计。这种做法确保了空间设计语言的一致性
2. 缓缓倾斜下来的屋顶与各种触感材料的巧妙搭配，共同营造了一个愉悦的休息空间
3. 室内外空间的完美衔接为人们提供了一个理想的居家体验



First Floor Plan
一层平面图

- | | |
|------------------|--------|
| 1. Forecourt | 1. 前院 |
| 2. Living room | 2. 客厅 |
| 3. Dining room | 3. 餐厅 |
| 4. Patio | 4. 天井 |
| 5. Swimming pool | 5. 游泳池 |



3

89 Study room design 书房设计



The study room has become an independent space in new home space in that people still like losing themselves in the pleasure of reading though they can enjoy the convenience brought by the internet in the information era. During the designing process, such furnishings in appropriate scales as the bookshelves, ottomans, tea tables, blankets and sofas can all be chosen to increase the comfort of the study room.

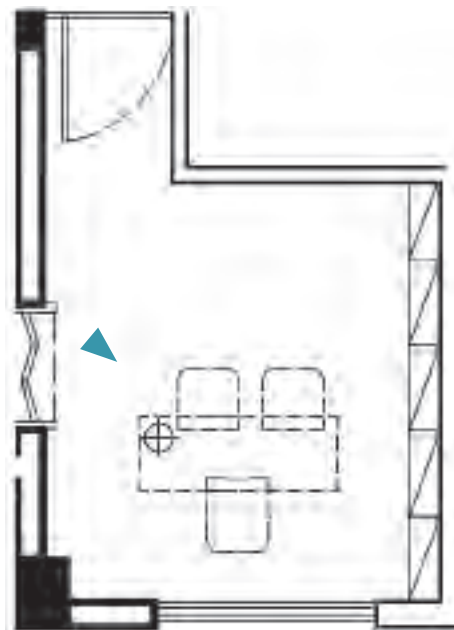
In this chapter, both the two study rooms witness the careful arrangement of the interior furniture, the lamp styling and the lighting system. The cosy and comfortable interior environment is produced simultaneously in both of the two rooms through the creation of the spatial ambience.

书房逐渐成为当下新型家居中的独立空间，即使人们正面对着信息时代并尽情享受着网络所带来的便利，但是人们还是喜欢陶醉于阅读所带来的乐趣之中。在书房的设计过程中，尺度合适的书架、脚凳、茶几、盖毯或沙发等都是合适的陈设选择，通过这些尺度宜人的陈设设施可以有效增加书房空间的舒适度。

在本小节当中，两个书房空间都对室内的家具、灯具造型以及灯光配置进行了细致的安排，通过对空间氛围的塑造都不约而同的营造出了安逸且舒适的室内环境。

Project name: Apartment No.10 **Completion date:** 2010 **Location:** Chengdu, China **Designer:** MoHen Design International **Photographer:** MoHen Design International

项目名称：10号公寓 竣工日期：2010年 地点：中国，成都 设计师：牧桓国际设计公司 摄影师：牧桓国际设计公司



Study Room Plan 书房平面图



Project name: Villa No.12 **Completion date:** 2010 **Location:** Shanghai, China **Designer:** Hank M.Chao /MoHen Design International **Photographer:** Maoder Chou **Area:** 330 sqm **Main materials:** cherry wood finishes, French white marble, oxidation magnesium plate, stainless steel plated black titanium, iron board grilled white paint, mosaic parquet, cork flooring, matt cherry flooring

项目名称: 12号别墅 竣工时间: 2010年 地点: 中国, 上海 设计师: 牧桓国际设计公司, 赵牧桓 摄影师: 周宇贤 主要材料: 樱桃木直纹饰面, 法国白玉大理石, 氧化镁板, 不锈钢镀黑钛, 铁板烤白漆, 马赛克拼花, 软木地板, 亚光樱桃木地板

The desktop in the study room integrates with the independent space, creating a perfect reading environment. The cork floor has added the room a sense of warmth

书房的桌面与独立空间相统一, 创造出优越的阅读环境, 软木地板的设置增添了温馨的室内气氛



Study Room Plan 书房平面图

90 Kitchen design 厨房设计



For a long time, kitchens, as the central areas of the traditional family life, exist as a kind of auxiliary spatial form. Nowadays, however, the function of the kitchen is developing towards diversified direction. The kitchen space can be made to bring delight and enjoyment to people through matched kitchen facilities.

In this case, the designer connects the kitchen with the natural landscape and the outdoor swimming pool, which makes people intoxicated in the pleasure of cooking while increasing the visual joyfulness.

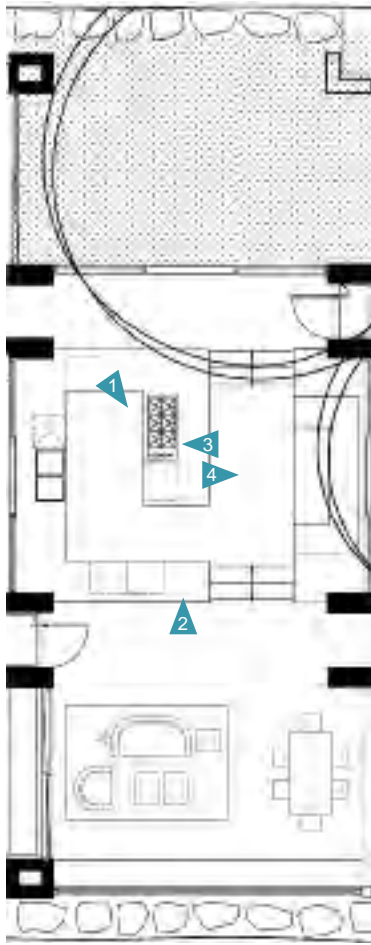
很久以来厨房一直作为传统家庭生活的中心区域，并以一种辅助的空间形式存在着。而现如今，厨房的功能性正朝着多元化的方向发展着，通过配套的厨房设施用具使厨房空间同样能够给人们带来乐趣和享受。

在本案例当中，设计师将厨房空间与自然景观和户外泳池相互连通，使人们在尽情享受烹饪所带来的乐趣的同时又增加了视觉的愉悦性。

Project name: Vienna Way Residence **Completion date:** 2007 **Location:** California, USA **Designer:** Marmol Radziner **Photographer:** Joe Fletcher **Area:** 418 sqm **Award name:** Sunset-AIA Western Home Awards Custom Home Award

项目名称：维也纳路公馆 竣工日期：2007年 地点：美国，加利福尼亚州 设计师：玛默尔·莱德兹纳 摄影师：乔·弗莱彻 面积：418平方米 获奖名称：日落 - 美国建筑师协会西方家庭奖，自定义家庭奖





Kitchen Plan 厨房平面图



1. The Vienna Way Residence, designed for a young family, is located on a large, extensively landscaped lot in Venice, CA. Floor-to-ceiling glazing and outdoor living spaces fully integrate the home within the California native landscape

2. The kitchen continues in the backyard's riparian landscape planted with rushes, reeds, and sycamore trees. These plantings give way to a large play yard filled with buffalo grass and surrounded by Oak trees and other California native plants

3. In addition to bridging the two main volumes, the kitchen is the centre of a water-related area that starts in front with a swimming pool and flows through the kitchen and over its green roof

4. The kitchen acts as the hub of the residence, connecting the public and private areas and providing views of the pool, side yard and rear property

1. 该住宅专为一个年轻的家庭而设计，坐落于美国加利福尼亚州威尼斯一个开阔的景观绿地之上。以加利福尼亚州纯净的景观为背景，落地玻璃门和户外生活区完美衔接在一起

2. 站在厨房内能够将后院水边景致以及郁郁葱葱的植被尽收眼底。一个开阔的游戏场内种植了大量的水牛草，被橡树以及其他加利福尼亚州原生物所环抱

3. 除了两个主体体量间建立衔接之外，厨房在空间内扮演了水区中心的重要角色，它以前端的游泳池为起点，最后越过绿色屋顶

4. 厨房在整个空间中扮演枢纽的角色，将公共空间和私人区域进行衔接的同时，将泳池、侧院以及后方的景致成功引入室内

91 Master bathroom design 主卫生间设计



The whole design style and form of the main bathroom should express the clients' pursuit of life quality and provide the clients with a private interior environment. Besides the basic function of bathing and rinsing, the main bathroom needed to be created within a comfortable spatial ambience through the layout, the material combination, the collocation of lights and the like.


In this chapter, the unique features of master bathroom are fully expressed through the functional partition, material combination as well as the collocation of lights.

主卫生间的整体设计风格与形式需要表达出业主对生活品质的追求以及能够为业主提供一个独处的室内环境。除基本的洗漱功能之外，主卫生间还需要通过平面的布局、材料的组合、灯光的搭配等方法营造出一个舒适的空间氛围。

在本小节当中，各主卫生间的功能划分、材料组合以及灯光搭配都很恰当的表现出了主卫生间所独有的特质。

Project name: Acqua Villa **Completion date:** 2010 **Location:** Texas, USA **Designer:** Winn Wittman **Photographer:** Coles Hairston

项目名称：水园 竣工日期：2010年 地点：美国，得克萨斯州 设计师：温·惠特曼 摄影师：科尔斯·海尔斯顿



1. The collision of the open space and small-scale veneer material highlights the delicate atmosphere of space
2. The highly reflective materials make the overall space be more transparent and open

1. 开敞的空间与小尺度的贴面材料的碰撞彰显了空间中细腻的氛围
2. 高反光度的材料质感使整体空间变的更加通透而开阔



Project name: PIK House-ESPERTA **Completion date:** 2009 **Location:** Pantai Indah Kapuk, Indonesia **Designer:** Erwanto & Yettie **Photographer:** Harry Dee

项目名称：印度尼西亚碧楼 竣工日期：2009年 地点：印度尼西亚，班底·印达·卡布客 设计师：恩宛图·雅迪亚 摄影师：哈利迪



Bathroom Plan
卫生间平面图

1. Designer wants to give homey, comfortable and luxurious design not only for the host, but also for the guest or relatives
2. Collaboration of the architect and owner in the design of the space, contributes a good atmosphere and space with lighting design

1. 设计师希望能够打造一个同时满足房主、访客以及房主亲戚要求的温馨、舒适、奢华的空间
2. 建筑设计师和房主密切合作，通过灯光设计营造了一个绝佳的空间氛围



Project name: Casa Son Vida **Completion date:** 2009 **Location:** Palma de Mallorca, Spain **Designer:** Marcel Wanders Studio **Photographer:** Gaelle Le Boulicault & Marcel Wanders Studio
项目名称: 卡萨·逊·维达住宅 竣工日期: 2009年 地点: 西班牙, 帕尔玛 设计师: 马塞尔·万德斯工作室 摄影师: 戈勒·拉·布里克特&马塞尔·万德斯工作室



Master Bedroom Plan 主卧室平面图

1. The luxury residence transgresses the constraints of site and context, redefining luxury architecture as it is typified by the traditional and prolific Mediterranean and Tuscan styles

1. 这一奢华的住宅建筑违背了地点和背景的约束, 为奢华建筑进行重新定义, 堪称是传统、丰富的地中海和托斯卡纳风格建筑的典范



2. The home will capture the attention of the international design world with its sophistication and vitality, making a new destination for those in search of design exploration and inspiration

2. 该住宅强调室内设计的精致和活力之感，与那些一味寻求设计开发和灵感的项目鲜明地区分开来

92 Terrace design 露台设计



As the transitional area between the interior space and the exterior natural landscape, the terrace with a broad view, can bring people luxuriant visual enjoyment. The terrace can perform the functions of providing relaxation, catering, recreation and the like. As for the lighting design, it always combines the two lighting systems of natural lighting and accent lighting.

In this chapter, the terraces in two totally different styles convey the two ways of modernism and classicalism to interpret the open space, while they are the same in grasping the space configuration and understanding to the life.

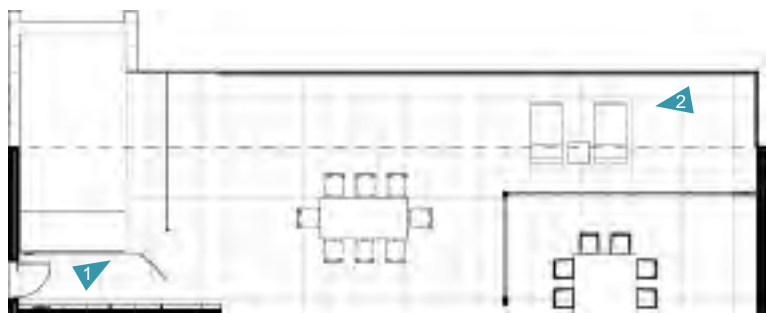
露台是室内空间与室外自然景观的过渡区域，其视野开阔能为人们带来丰富的视觉享受。露台区域能够为人们提供休闲、餐饮和娱乐等功能。在照明设计上往往结合自然采光与局部装饰照明两种方式。

在本小节当中，两种风格截然不同的露台设计传达出了现代主义与古典主义对于开放空间不同的理解方式，而其相同之处体现在对空间构图的把握与对生活品质的理解。

Project name: Casa Son Vida **Completion date:** 2009 **Location:** Palma de Mallorca, Spain **Designer:** Marcel Wanders Studio **Photographer:** Gaelle Le Boulicault & Marcel Wanders Studio

项目名称：卡萨·逊·维达住宅 竣工日期：2009年 地点：西班牙，帕尔马 设计师：马塞尔·万德斯工作室 摄影师：戈勒·拉·布里克特&马塞尔·万德斯工作室





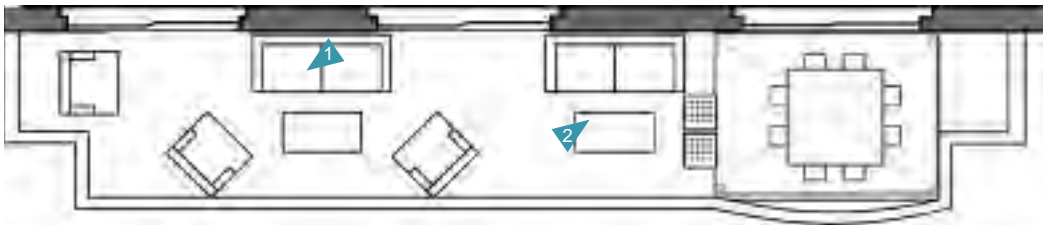
Terrace Plan 露台平面图

1. The owners were quite specific about connecting the main living space with the views and creating an easy circulation from the kitchen to the main entertaining balcony
2. The kitchen, living area and dining room flowed onto the main balcony and pool area

1. 房主强调主生活区与景观的衔接，主张在厨房和主要娱乐阳台区域建立一个简单的流通区
2. 厨房、起居室和餐厅作为主阳台区和游泳池的延伸空间完美衔接在一起



Project name: Town Classic **Completion date:** 2008 **Location:** Athens, Greece **Designer:** Cadena Design Group **Photographer:** Vangelis Rokkas
 项目名称: 城市经典 竣工日期: 2008年 地点: 希腊, 雅典 设计师: CADENA设计集团 摄影师: 范吉利斯·卢卡斯



Terrace Plan 露台平面图



1. The orderly home furnishings' arrangement has taken full advantage of the balcony space
2. The colour and the texture have injected the balcony a sense of warmth and elegance

1. 秩序化的家居陈设布局充分利用了阳台的平面空间
2. 色彩与质感使阳台空间温馨而典雅

93 Attic design 阁楼设计



The challenge of attic design is how to arrange the sloping roof and utilise the natural lighting. The varied top shapes and storey heights of the attic make it easy to form a flexible space sequence relation.

In this case, the designer reasonably and effectively sets up the public and the private space types according to the locations of the sloping roof and the window, guaranteeing the unity and coherence of the interior space by coordinating the material and the lighting system.

阁楼空间设计的挑战在于坡屋面的处理以及对自然采光的利用。由于阁楼空间的顶面形式与层高的变化丰富，因此容易形成灵活的空间序列关系。

在本案例当中，设计师根据坡屋面以及开窗的位置合理有效的设置了公共与私密的空间类型，通过材质与照明方式的协调使整体室内空间保持了统一与连贯。

Project name: ATTICO **Completion date:** 2007 **Location:** Cuneo, Italy **Designer:** Damilano Studio Architects **Photographer:** Andrea Martiradonna **Area:** 240 sqm

项目名称: ATTICO住宅 竣工日期: 2007年 地点: 意大利, 库内奥 设计师: DamilanoStudio建筑师事务所 摄影师: 安德烈·马蒂拉多纳 面积: 240平方米



Master Plan 总平面图

- | | |
|----------------|--------|
| 1. Living room | 1. 客厅 |
| 2. Kitchen | 2. 厨房 |
| 3. Dining room | 3. 餐厅 |
| 4. Toilet | 4. 卫生间 |
| 5. Bedroom | 5. 卧室 |
| 6. Bathroom | 6. 浴室 |



Living Room plan
客厅平面图



1. Converting this kind of apartments can be quite difficult because the attics have very little room at the roof's ridge and require customised spaces. Designer took the challenge, managing to create large rooms with few dividing walls, to give more breath to the apartment

2. The final result of the conversation is a bright, spacious and dynamic apartment that perfectly reflects the owner's needs

3. The chosen colours and materials help giving breath to the spaces and the white reflective floors create homogeneous surfaces next to parts made the chestnut wood and facing in Indian stone

1. 对这类公寓的改造十分困难，因为阁楼在屋顶的屋脊处空间极小，空间需要进行自定义。设计师面对这一挑战，力图利用几个隔离墙打造宽敞的房间，为整个空间带来更多的新鲜空气

2. 最终的改造结果是成功创建了一个明亮、宽敞、充满活力的公寓空间，同时完美展现出主人的需求

3. 色调和材料的精心选择为空间带来了良好的通风，白色反射地面与栗色木材和印第安饰面在屋内形成了一个光滑、延续的界面



Bedroom+Bathroom Plan

卧室+浴室平面图



1. The bed and the bathtub, separated by a glass, create two spaces for the wellbeing in communication with each other and the soft light dampens the rigid geometry of the room
2. The sleeping area is designed as an independent area, an alcove where to retire at the end of the day
3. The bathroom is the only closed room, where the shower is obtained at the cockloft level to exploit its height

1. 睡床、浴缸由一个玻璃分隔开来，打造了两个相互衔接的独立空间，而柔和的灯光巧妙地将房间内几何图形的刚性品质进行柔化
2. 卧室区是一个独立的区域，宁静的凹室将为忙碌一天的人们提供休息的宁静港湾
3. 浴室是空间内唯一一个封闭房间，考虑到淋浴的高度，其最终被设置在阁楼层



94 Children's room design 儿童房设计



Children's room is the space with the most flexible layout in home interior design. With the growth of children, the interior layout needs to undergo constant adjustments. The greatest feature of children's room is demonstrated in the colour scheme: the colour scheme with high saturation and low purity can provide children with a tranquil and calm mood while invigorating the interior spatial ambience. In terms of the furnishings, toys and other soft decorative articles are always the best choices which can not only create the childlike interior ambience but provide the children with protection.

In this chapter, the design of the children's room in each of the three different cases conveys the same design concept whether in terms of the colour scheme, the selection of the material as well as the

arrangement of the toys. The interior space is full of child interests with the application of these unique design techniques.

儿童房是家居室内空间中布置最为灵活的空间区域，由于儿童成长的需要，室内平面的布置方式需要不断的进行调整。此外，儿童房最大的特点体现在室内界面的色彩搭配上，高彩度、低纯度的色彩搭配在活跃室内空间氛围的同时能够为儿童提供一种安静而稳定的情绪；在陈设的选择上往往采用玩具或其他软质的装饰物品，除了能够表达出具有童趣的室内氛围外还能为儿童提供保护。

在本小节当中，三种不同案例的儿童房空间设计传达出了相同的设计理念，即对色彩的搭配、材料的选择以及玩具陈设的布置方式。通过这些独特的设计手法使室内空间充满了童趣。

Project name: 45 Faber Park **Completion date:** 2008
Location: Singapore City, Singapore **Designer:** ONG&ONG Pte Ltd **Photographer:** Derek Swalwell, Tim Nolan

项目名称：法贝尔公园45号 竣工日期：2008年 地点：新加坡，新加坡城 设计师：ONG&ONG私人有限公司 摄影师：德里克·斯瓦尔威尔，提姆·诺兰





Project name: Narrow House **Completion date:** 2010 **Location:** Barcelona, Spain **Designer:** Jordi Antoni Joan Roset, Francesc Solé Durany

项目名称：窄楼 竣工日期：2010年 地点：西班牙，巴塞罗那 设计师：霍尔迪·安东尼奥安·罗赛特，弗兰克斯·索勒·杜拉尼



1. The bunk bed provides more imaginary space for children
2. The cartoon pattern wallpaper together with the various shapes of toys injects the room a sense of interest
3. The abstract sculpture plays important decorative role in animating the children's room, and the soft fabric gives the room a sense of warmth

1. 双层床的设置为孩子们增添了更多的想象空间
2. 卡通图案的壁纸与造型各异的儿童玩具使室内空间充满童趣
3. 抽象雕塑成为活跃儿童房间气氛的重要装饰元素，柔软的织物搭配使室内空间更具亲近感

Project name: 12+Alder **Completion date:** 2006 **Location:** Portland, Oregon **Designer:** Skylab Architect **Photographer:** Steve Cridland

项目名称：12+Alder 住宅 竣工日期：2006年 地点：美国，俄勒冈州，波特兰 设计师：skylab 建筑事务所 摄影师：史蒂夫·克里兰德

95 Multimedia room design 多媒体室设计



The multimedia room can be combined with the living room or designed as an independent space in home interior. The plane layout of the multimedia room includes mainly the passageway, the film-watching area and the bar. The multimedia room imposes relatively high requirements for lighting, especially the arrangement of the auxiliary light source which could not ruin the interior atmosphere while maintaining the certain luminance and decoration.

In this chapter, different multimedia room designs in the five cases all make perfect explanation of the shape selection of the lights, the arrangement of the light sources, the style of the furniture in the watching area and the colour scheme of the interior space.

多媒体室在家居室内空间中，可以与起居空间结合，也可以独立出来单独形成一个空间区域。多媒体室的平面布置主要包括通道、观影区以及酒吧区等。多媒体室空间对照明的要求比较高，尤其是对辅助光源的安排，既不能破坏室内的气氛，又要保证一定的亮度与装饰性。

在本小节当中，五种不同案例的多媒体室设计对灯具的选型与光源的安排、观看区的家具选型、室内色彩的搭配都作出了很好的诠释。

Project name: The China Alleyway Memories **Completion date:** 2008 **Location:** Wuxi, China **Designer:** Maoder Chou **Photographer:** MoHen Design International/Maoder Chou **Materials:** marble, rust metal, walnut, titanium coating steel, coconut mosaic tiles, magnesium oxide board, oak handscraped flooring

项目名称：中国小巷记忆 竣工日期：2008年 地点：中国，无锡 设计师：周宇贤 摄影师：牧恒国际设计/周宇贤 材料：大理石，锈钢，胡桃木，钛涂层钢，椰浆马赛克，氧化镁板，橡木刻痕地板



Media Room Plan 多媒体室平面图

Lighting acts a crucial factor in traditional Chinese architecture, and it is also the part from the last space that does not properly expressed. In Chinese style building, the use of light effect is not just about pouring in the space, but it should be used with more hidden, little modest or even shy to pour on the space people need. It is little bit like the personality or nationality of Chinese people, connotation. This kind of natural light effect is able to give special feeling to the Chinese building. The branches of the tree are waving in the alleyway, along with the scene of children playing, combine with an old grandpa holding a long hookah, it was the image in the traditional triangle garden. The multi-function hall in basement, made with two rusted pivot door as entrance, the purpose of it is as a transition of space. This multi-function hall is the recreational place for watching a movie or taste a glass of wine from the wine collection. There is a corner in the hall which has a perfect outdoor view; it's fascinating when designer first saw this corner; he can feel every single pore of his body is stimulated. He set a huge potted plant in this corner with lot of exaltation.

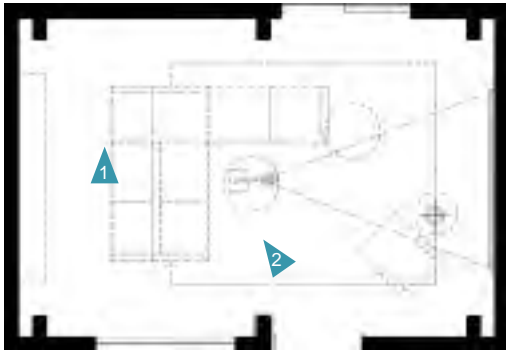
照明是中国传统建筑的一个关键因素，同时它也是对一个项目进行最终评估的关键因素之一。在中国风建筑之中照明的效果并不仅仅是令空间沐浴在光线下，而是应该进行巧妙的隐藏处理，低调或者含蓄的灯光才是真正需要的，而这与中国人内敛的个性相得益彰。这种自然光的效果能够为中国建筑带来特别的感受。小巷中摇曳的树枝与孩子们嬉戏的场面与拿着水烟袋的老人一同构成了一幅传统的中国风画面。地下室中的多功能厅以两个生锈的旋转门作为入口，设计的目的在于使之成为一个过渡空间。这个多功能厅内为人们提供了一个理想的娱乐和家庭影院空间，人们还可以在此悠闲地啜饮收藏的葡萄酒。大厅的拐角处拥有一个完美的室外风景观赏视角，在设计师看到这一角落之初，就对其美好的角度大为欣赏。他在这个拐角处设置了一个大型盆栽植物，为整个空间增添无限活力。

1. The top black paint together with the reflective mirror makes the space calm and steady

2. The spotlights illumination has highlighted the prominent characteristic of the artwork

1. 顶面黑色喷漆与镜面反射使空间氛围变的沉稳而厚重

2. 射灯照明使艺术品的个性更加突出



Media Room Plan 多媒体室平面图



Project name: Villa No.12 **Completion date:** 2010 **Location:** Shanghai, China **Designer:** Hank M.Chao /MoHen Design International **Photographer:** Maoder Chou **Area:** 330 sqm **Main materials:** cherry wood finishes, French white marble, oxidation magnesium plate, stainless steel plated black titanium, iron board grilled white paint, mosaic parquet, cork flooring, matt cherry flooring

项目名称: 12号别墅 竣工时间: 2010年 地点: 中国, 上海 设计师: 牧恒国际设计公司, 赵牧恒 摄影师: 周宇贤 面积: 330平方米 主要材料: 樱桃木直纹饰面, 法国白玉大理石, 氧化镁板, 不锈钢镀黑钛, 铁板烤白漆, 马赛克拼花, 软木地板, 亚光樱桃木地板





Project name: Acqua Villa **Completion date:** 2010
Location: Austin, Texas, USA **Designer:** Winn Wittman
Photographer: Coles Hairston

项目名称: 水园 竣工日期: 2010年 地点: 美国, 得克萨斯州 设计师: 温·惠特曼 摄影师: 科尔斯·海尔斯顿



Media Room Plan 多媒体室平面图

1. This home, and its organisation, palette of materials, unique decoration, and lighting are all a direct reflection of the client. It suits the client's passion for individual expression, and a place to play and relax

2. One of the main challenges faced by the architect was selecting furniture and decorative pieces that were contemporary in their looks yet were in keeping with the seaside mood

1. 该住宅的布局、材料的运用、独特的装饰以及照明设备均是客户个性的直观展现。多媒体室的设计在实现对客户个性完美表达的同时, 营造了一个游戏和休闲的最佳场所

2. 建筑师面临的一个主要挑战在于家具和装饰材料的选择, 既要追求外观的时尚感, 同时也需要保留海边的独特个性

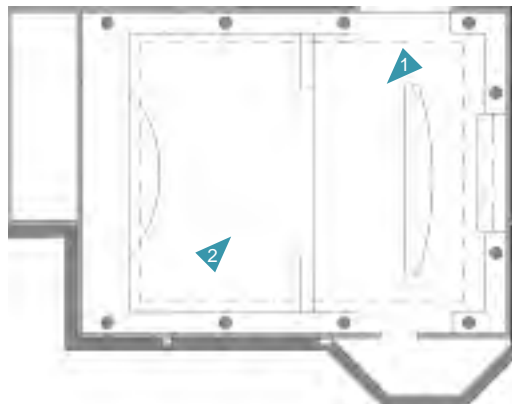


Project name: Laranjeiras Residence **Completion date:** 2009 **Location:** Rio de Janeiro, Brazil **Designer:** Fernanda Marques Arquitetos Associados **Photographer:** Demian Golovaty

项目名称: 拉斯住宅 竣工日期: 2009年 地点: 巴西, 里约热内卢 设计师: 费尔南达·马奎斯建筑师协会 摄影师: 德米安·格鲁瓦蒂

Project name: Quidnet Road **Completion date:** 2009
Location: Nantucket Island, Massachusetts, USA **Designer:**
Kathleen Hay Designs **Photographer:** Jeffrey Allen
Photography

项目名称: 五重奏路住宅 竣工日期: 2009年 地点: 美国, 马萨诸
塞州, 楠塔基特岛 设计师: 凯瑟琳·海伊设计事务所 摄影师: 杰弗
里·艾伦摄影工作室



Media Room Plan 多媒体室平面图



1. The design concept was to create a clean, simple, and unadorned summerhouse retreat that balanced sophistication with comfort

2. The challenge was that the house needed to serve not only as a comfortable haven for the family and their steady stream of houseguests, but also as an entertaining mecca for this jet-setting young couple

1. 设计理念在于创建一个洁净、简约、朴素的休息空间，兼顾精致和舒适之感

2. 设计的挑战还在于该住宅不仅要成为一个家庭及访客的休息港湾，同时也要确保为富足的年轻夫妻营造一个理想的娱乐胜地



96 Reception room design 会客厅设计



In home interior design, the reception room, with more flexible layout and more relaxed spatial ambience, embodies the clients' tastes, personalities and characteristics through the arrangement of furnishings.

In this case, the designer organises the material and the tone using the technique of minimalism, expressing the purity of the interior space through the collocation and contrast of white and black. The space of the reception room is enclosed by adopting the transparent glass partition wall across the entrance. Therefore, the public and the private spaces are made permeated and circulated to each other by using space design technique of relative division.

在家居室内空间设计中，会客厅空间的平面布置较灵活，室内空间的气氛营造也较轻松，主要通过陈设物品的设置来体现业主的品位和性格特点。

在本案当中，设计师运用极简主义的手法对材料与色调进行组织，通过白与黑的色彩对比搭配表达出室内空间的纯粹性。在正对入口处采用通透的玻璃隔墙围合出会客厅的区域空间，通过这种相对分割的空间设计手法使公共与私密空间相互渗透与流通。

Project name: Transparent Loft **Completion date:** 2007 **Location:** Seattle, Washington, USA **Designer:** Jim Olson, Design Principal **Photographer:** Benjamin Benschneider

项目名称：透明阁楼 竣工日期：2007年 地点：美国，西雅图 设计师：吉姆·奥尔森（首席设计师）摄影师：本杰明·本彻奈德尔





Reception Room Plan 会客室平面图

1. The interior design is minimal in material and palette. A polished black floor sets off the glass and white walls, and is warmed by wood tables, panelling, casework and soft tones of upholstered seating, which are installed by interior designer
2. This eighteenth-floor condominium in downtown Seattle carries the idea of transparency to its logical extreme. The goal was to improve the boxy proportions of a speculative apartment, giving it the openness of a converted loft. The décor provides a neutral backdrop for the owners' collection of life-sized sculptural figures and minimalist paintings

1. 室内设计材料和色彩的运用遵循简约的风格。一个抛光黑色地板与玻璃和白色墙面交相辉映，木质餐桌、嵌板、木质摆件以及由室内设计师安装的软席座椅的柔和色调为空间增添了无限温暖气息

2. 这个位于西雅图市中心的18层公寓将透明的理念诠释到了极致。设计的目标是改善空间的比例，将其改造成一个开阔的阁楼。装饰为房主真人大小的雕塑人物和极简主义绘画提供一个中性的背景

97 Boxroom design 收藏室设计



The boxroom, as a unique spatial form in home interior space, boasts the contents and forms designed in accordance with the clients' interests and hobbies. Sometimes, it is connected with other public areas to ensure the openness and negotiability while sometimes it exists in the form of the exhibition space. As a result, the relevant area of space should be left to be used as the passageway. In terms of some special collections, the special equipment needs to be installed to make sure the stable temperature, moisture and lights.

In this chapter, the boxroom design in each of the two different cases gives perfect explanations of the surface and the syntagmatic relations between the space surfaces in the corresponding space.

收藏室是家居室内空间中独特的空间形式，它的内容与形式主要围绕业主的兴趣与爱好来展开，有时收藏室空间经常与其他的公共区域相连接以保证整体空间的开放性与流通性。收藏空间有时以展示空间的形式存在，因此在平面布置中需保留相应的面积作为通道使用。对于一些特殊的收藏品，还需要单独设置能够确保温度、湿度和光线恒定的设备。

在本小节当中，两种不同案例的储藏室设计对相应空间中的界面以及界面间的组合关系做出了很好的诠释。

Project name: Mountain House **Completion date:** 2009 **Location:** Jalisco, Mexico **Designer:** Ricardo Agraz **Photographer:** Mito Covarrubias

项目名称：山楼 竣工日期：2009年 地点：墨西哥，哈利斯科 设计师：里卡多·阿格拉兹 摄影师：美图·科瓦卢比亚斯



Boxroom Plan 收藏室平面图

Due to the programme features, the house hosts in its centre one of the family's most precious places: the wine cellar. Perfectly set within the mountain, it fulfills all the requirements to be so: controlled temperature, humidity and lighting, whereas it allows place for a wine bar and the capacity to add up to other public areas such as dining and living room by a retractable door piece

考虑到项目的功能，该住宅的中心设置了家庭中最珍贵的场所之一——酒窖。置身于山脉之中的地形特点为酒窖的存在提供了完美的温度控制、湿度和照明条件，同时这一地形优势还为酒吧或诸如餐厅和客厅之类的公共区域的建立提供了先决条件，餐厅和客厅之间可以利用一个推拉门进行隔断

1. The lower level plan enjoys a high ceiling which houses a formal gallery, large wine cellar and provides two guest suites with an attached massage room

2. Detail of lower level stair into art gallery

1. 低层空间拥有一个高耸的天花板，内设一个正统的画廊、宽敞的酒窖以及两个带有按摩室的客房套间

2. 通往艺术画廊的低层楼梯细部




Boxroom Plan 收藏室平面图



Project name: Scholl 2 **Completion date:** 2009 **Location:** Aspen, Colorado, USA **Designer:** Studio B Architects **Photographer:** Aspen Architectural Photography

项目名称: 绍尔2号住宅 竣工日期: 2009年 地点: 美国, 科罗拉多州, 阿斯彭 设计师: Studio B建筑师事务所 摄影师: 阿斯彭建筑摄影工作室



98 Outdoor swimming pool design 户外泳池设计



As the extension of home interior design, the design of the outdoor swimming pool is the effective way in which people can keep intimate contacts with nature in a limited space. The outdoor swimming pool is always designed together with the terrace, the bathing area and the plants to jointly create a comfortable recreational ambience.

In this chapter, the outdoor swimming pool design in each of the two different cases becomes the visual focus in the living environment and effectively coordinates the relationship between the interior view and the exterior landscape.

户外泳池设计是家居室内空间设计的延续，它是保证人们在有限的空间内与自然亲密接触的有效方式。户外泳池设计经常结合露台、洗浴区以及植物的设计来共同营造舒适的休闲氛围。

在本小节当中，两种不同案例的户外泳池设计都成为了居住环境中视觉的焦点，并且有效的平衡了室内与室外景观之间的关系。

Project name: Villa Amanzi **Completion date:** 2008 **Location:** Phuket, Thailand **Designer:** Original Vision **Photographer:** Marc Gerritsen

项目名称：阿曼兹别墅 竣工日期：2008年 地点：泰国，普吉岛 设计师：最初的设想设计工作室 摄影师：马克·格里斯坦





Pool Plan 游泳池平面图

1. Cantilevered over a massage sala, the swimming pool completes the composition
2. It is the focal point that draws the eye to the view and instills a calmness that provides balance with the energy of the architecture

1. 悬垂于一个按摩大厅之上的游泳池最终对空间的构图进行完善
2. 空间与景观相结合营造出的稳重、淡定的氛围，使建筑的活力得以平衡



Project name: Beira Residence **Completion date:** 2006 **Location:** Amparo, Brazil **Designer:** Marcelo Novaes **Photographer:** Gustavo Olmos

项目名称: 贝拉住宅 竣工日期: 2006年 地点: 巴西, 安帕鲁 设计师: 马塞洛·诺瓦伊斯 摄影师: 古斯塔沃·奥莫斯



Pool Plan 游泳池平面图

1. The pool had to be set in a different level than the house but the integration was essential. It has an infinity edge that forms a waterfall on the level of the house. By this way if you are sitting at the house's terrace you immediately realise that there is a continuance of the garden above

2. This pool is very special because it holds the jacuzzi and an underwater sun deck

1. 泳池必须设置在一个不同的楼层，与室内空间鲜明区分，但是它们之间的衔接也必不可少。无限的边缘地带在住宅层形成了一个瀑布，这就意味着当人们坐在露台之中即刻将意识到上方还有一个花园的存在

2. 游泳池因安置了按摩池和一个水下运动甲板而分外独特

99 Roof garden design 屋顶花园设计



With its own objective limitation in the integrated design of the home space, the roof garden, a special functional area, however, has won more and more attention from the designers and the clients, as people increasingly hope to enjoy the kindness of nature within reach along with the acceleration of the urbanisation.

In this chapter, the roof garden design in each of the three different cases effectively integrates the functional areas such as the recreational area and the dining area. A comfortable outdoor activity area is effectively created with the help of the collocation of the furnishings and the lights.


屋顶花园设计尽管在家居空间的综合设计过程中存在着自身客观的局限性，但随着城市化进程的加剧人们越来越希望能够在触手可及的范围内享受到自然的恩惠，因此屋顶花园这一特殊的功能区域被越来越多的设计师与业主所重视。

在本小节当中，三种不同案例的屋顶花园设计都有效的综合了诸如休闲、娱乐及餐饮的功能区域，通过对陈设物品及灯光的搭配，有效的创造出了舒适的户外活动区域。

Project name: Le Bleu Deux Show Flat A **Completion date:** 2007 **Location:** Hong Kong, China **Designer:** PTang Studio Ltd **Photographer:** PTang Studio Ltd

项目名称：水蓝南岸样板房A座 竣工日期：2007年 地点：中国，香港 设计师：PTang工作室有限公司 摄影师：PTang工作室有限公司





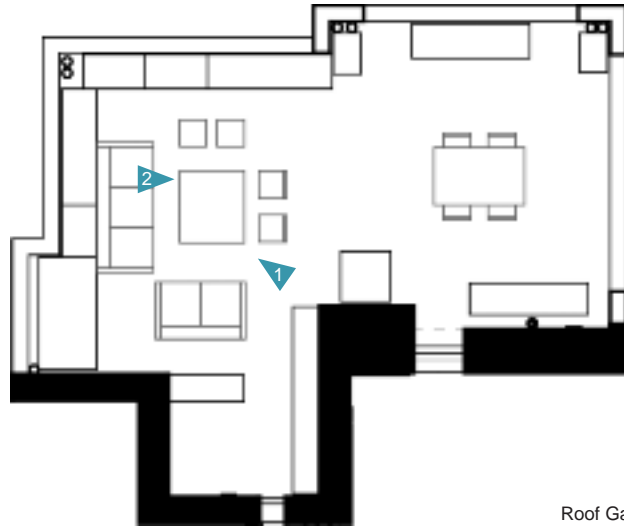
1. The lighting has become the decorative element in the roof garden to connect different functional areas together

2. Pieces of classic furniture are scattered throughout the space to accentuate its neutral tone

1. 灯光照明成为屋顶花园中连接不同功能区域的装饰元素

2. 古典家具贯穿整个空间强调出中性的空间基调

Roof Garden Plan 屋顶花园平面图



Roof Garden Plan 屋顶花园平面图

1. The lighting has become the decorative element in the roof garden to connect different functional areas together
2. Pieces of classic furniture are scattered throughout the space to accentuate its neutral tone

1. 灯光照明成为屋顶花园中连接不同功能区域的装饰元素
2. 古典家具贯穿整个空间强调出中性的空间基调



Project name: Greenwich Village Penthouse **Completion date:** 2010 **Location:** New York City, USA **Designer:** SPG Architects **Photographer:** Daniel Levin

项目名称: 格林威治村阁楼 竣工日期: 2010年 地点: 美国, 纽约 设计师: SPG建筑师事务所 摄影师: 丹尼尔·莱温

1. The orderly flooring makes the open roof garden be more compact

2. The roof garden with gazebo

1. 秩序化的地面铺装形式使开阔的屋顶花园空间变得更加紧凑

2. 带露台的屋顶花园



2



Project name: PIK house-ESPERTA **Completion date:** 2009 **Location:** Pantai Indah Kapuk, Indonesia **Designer:** Erwanto & Yettie **Photographer:** Harry Dee

项目名称: 印度尼西亚碧楼 竣工日期: 2009年 地点: 印度尼西亚, 班底·印达·卡布客 设计师: 恩宛图·雅迪亚 摄影师: 哈利迪

100 Courtyard design 庭院设计



In the design of villas, the courtyard design is the extension of the home space design. At the beginning of the design, the functional partitioning of the interior plane and that of the courtyard are carried out simultaneously. The passageway design connecting the interior and the exterior space in particular is the primary consideration. The courtyard design involves site planning, pavement design, greenery design, waterscape design and other structure design.

In this case, the courtyard design beautifully coordinates its relations with the villa building by putting up the ground pavement which deserves people's attention, the flower bed and the waterscape. The environment design of the courtyard endows the interior space of the villa with more openness and mobility.

在别墅住宅设计的过程中，庭院设计是家居空间设计的延续，在设计初始阶段，室内的平面功能划分经常与庭院区域的划分同时进行，尤其是连接室内外通道的设计是庭院设计首要考虑的问题。庭院设计的内容一般包括场地设计、铺装设计、植物设计、水景设计以及其他的构筑物设计等。

在本案例当中，庭院设计很好地协调了与别墅住宅之间的关系，在住宅的出入口处都相应设置了观赏性很强的地面铺装以及花池与水景造型。通过庭院的环境设计使别墅的室内空间更具开敞性与流动性。

Project name: Dillon Residence **Completion date:** 2006 **Location:** Scottsdale, USA **Designer:** Urban Earth Design **Photographer:** Bill Timmerman **Area:** 446 sqm **Award:** Crescordia Award for Environmental Excellence, the Valley Forward Association, AZASLA Award of Merit, 2008

项目名称：狄龙住宅 竣工日期：2006年 地点：美国，斯科茨代尔 设计师：城市陆地设计工作室 摄影师：比尔·蒂默曼 面积：446平方米 获奖名称：卓越环境Crescordia奖，山谷前进协会奖，2008年AZASLA优异奖



Master Plan 总平面图

- | | | | |
|--------------------------------|------------------------------|------------|-------------|
| 1. Zen garden | 8. Sheer decent waterfall | 1. 禅花园 | 8. 瀑布 |
| 2. Turf panel & mesquite trees | 9. Retractable fence | 2. 草皮&豆科灌木 | 9. 可伸缩围栏 |
| 3. Master suite | 10. Outdoor kitchen | 3. 主套房 | 10. 室外厨房 |
| 4. Courtyard | 11. Decomposed granite drive | 4. 庭院 | 11. 风化花岗岩车道 |
| 5. Pool deck | 12. Fountain | 5. 泳池甲板 | 12. 喷泉 |
| 6. Pool | 13. Patio pavers | 6. 游泳池 | 13. 天井铺设材料 |
| 7. Spa | 14. Native landscape | 7. 水疗区 | 14. 原生景观 |



Courtyard Plan 庭院平面图



1/2. Dwelling in the desert, celebrating the rich characters and qualities of the native landscapes of the southwest can be a challenge for homeowners in suburban settings who desire a contemporary lifestyle

1、2. 在荒凉的郊区背景下，为一个追求现代生活方式的房主将美国西南方丰富的原生景观引入住宅空间无疑是一个挑战





Pool Plan 游泳池平面图





1. Employing effective design techniques that use drought tolerant and native materials with strong yet simple elements and the clean lines of modernism, this home exemplifies authentic regionalism in a Sonoran landscape setting
2. A neat square of turf in the courtyard creates an oasis and usable space for parties, while keeping overall water use and maintenance low
3. The design challenge was to preserve the privacy that makes this area so valuable, while creating a functional and expressive landscape design

1. 设计师采用有效的设计技术，即运用耐旱和原生材料以及简约的元素和干练的现代主义线条，轻松打造了一个以索诺兰景观为背景的地区风格建筑
2. 庭院中一个整洁的草坪广场为家庭的成员们创建了一块沙漠绿洲，并有效地保持了对水源的利用以及保护
3. 设计的挑战在于确保空间宝贵的私密性的同时，打造一个集功能性和景观设计于一体的完美空间

Index

索引

1. Poteet Architects, LP

Contact: siboney@poteetarchitects.com

2. Mr. Joey Ho

Contact: su@joeyhodesign.com

3. Stefan Antoni Olmesdahl Truen Architects (SAOTA)

Contact: angeliquedv@saota.com

4/72. Slade Architecture

Contact: tian@sladearch.com

5/30/38/89/95. MoHen Design International

Contact: mohendesign@mohen-design.com

6/12/15/40/42/45/59/88/94. Ong&Ong Pte Ltd

Contact: lee.raemarie@ong-ong.com

7. Alberto Campo Baeza

Contact: estudio@campobaeza.com

8. NEMA Workshop

Contact: v@nemaworkshop.com

9/99. SPG Architects

Contact: info@spgarchitects.com

10. GRAFT

Contact: berlin@graftlab.com

11/13/14. Héctor Ruiz-Velázquez MARCH

Contact: hector@ruizvelazquez.com

16. DROZDOV & PARTNERS Ltd.

Contact: info@drozdovpartners.com.nl

17/75. Studio Guilherme Torres

Contact: info@guilhermetorres.com.br

18. Studio SUMO

Contact: info@studiosumo.com

19/52. Cadena Design Group

Contact: designgroup@cadenadg.gr

20. Vector Architects

Contact: humeiling.vector@gmail.com

21. GLR arquitectos

Contact: d.rivera@glrarquitectos.com

22. Feldman Architecture

Contact: HBrown@feldmanarchitecture.com

23. Miro Rivera Architects

Contact: micheal@mirorivera.com

24. ALTUS Architecture + Design

Contact: chealy@altusarch.com

25/94. Ferrolan lab

Contact: projectes@ferrolan.com

26. VMX Architects

Contact: info@vmxarchitects.nl

27/50. Belzberg Architects

Contact: ashley@belzbergarchitects.com

28. Andi Pepper Interior Design

Contact: srickert@sbjgroup.com

29/67. 香港方黄

Contact: Hkfw_design@yahoo.com.cn

31. Doepel Strijkers Architects

Contact: chantal@dsarotterdam.com

32. René Desjardins

Contact: lpayette@volume2.ca

33. Base Architecture

Contact: info@basearchitecture.com.au

34. Bates Masi Architects

Contact: info@batesmasi.com

35. Zokei

Contact: komatsuzaki@zokei-syudan.co.jp

36. Design Network Architects

Contact: dnaswk@gmail.com

37. Edy Hartono, Edha Architects

Contact: edharchitects@yahoo.com

39. Lime 388

Contact: zhichao@lime388.com

41. David Collins Studio

Contact: Camilla Nash <camilla@tohpr.com

43/76. Landry Design Group

Contact: barbara_pressman@mac.com

44. Andre Kikoski Architect

Contact: akikoski@akarch.com

46/56. Dick Clark Architecture

Contact: dca@dcarch.com

47. In situ

Contact: arh@ionpopusoi.ro

48. ARCHITECT GUDMUNDUR JONSSON

Contact: gjonsson@online.no

49. D&B

Contact: Christian@dbark.no

51. Hyunjoon Yoo Architects

Contact: yoo@hyunjoonyoo.com

53. Archikubik

Contact: info@archikubik.com

54. HEAD Architecture

Contact: anna@headarchitecture.com

55. Janof Hald Architecture

Contact: amy@janofhald.com

57. O2 Architecture

Contact: info@o2architecture.com

58. BAKarquitectos

Contact: bakarquitectos@yahoo.com.ar

60/85/95. Fernanda Marques Arquitetos Associados

Contact: karen@fernandamarques.com.br

61/73. Alberto Pinto

Contact: contact@albertopinto.com

62. MONTAGNA LUNGA

Contact: info@montagnalunga.be

63. MGP Arquitecturay Urbanismo

Contact: felipe.gonzalez@mgp.com.co

64. Antonio Sofan

Contact: asofan@msn.com

65. SB Architects

Contact: hhebert@sb-architects.com

66/68. Kathryn Scott Design Studio

Contact: admin@kathrynscott.com

69. 台北基础设计中心

Contact: tdbc@asia-bdc.com

70. JANSON GOLDSTEIN LLP

Contact: mj@jansongoldstein.com

71. Robert Hidey Architects

Contact: barbara_pressman@mac.com

74. Thiele Architekten

Contact: info@thielearchi.com

77/97. Studio B

Contact: studiob@sopris.net

78. SIMONE MICHELI ARCHITECT

Contact: staff47@simonemicheli.com

79. Za Bor Architects

Contact: zabor@zabor.net

80. Hofman Dujardin Architects

Contact: michiel@hofmandujardin.nl

81. Guz Architects

Contact: guz@guzarchitects.com

82. II BY IV Design

Contact: info@iibyiv.com

83/84. Indra Marcinkeviciene

Contact: indra@interjeraibesaiiko.lt

86. Z-A Studio

Contact: info@Z-Astudio.com

87. Hariri & Hariri

Contact: mr@haririandhariri.com

90. Marmol Radziner

Contact: coralie@socialblueprint.com

91/95. Winn Wittman

Contact: ttlens@earthlink.net

91/92. Tec Architecture

Contact: delivery@yousendit.com

91/99. Erwanto & Yettie

Contact: esperta@cbn.net.id

93. Damilano Studio Architects

Contact: d.damilano@gmail.com

94. Skylab Architect

Contact: amery@pushplusminus.com

95. Kathleen Hay Designs

Contact: info@kathleenhaydesigns.com

96. Blue Medium, Inc.

Contact: ozgur@bluemedium.com

97. Agraz Arquitectos

Contact: ana@agrazarquitectos.com

98. Marcelo Novaes

Contact: luciana@marcelonovaes.com

98. Original Vision

Contact: fiona@original-vision.com

99. Ptang Studio

Contact: rainbow@ptangstudio.com

100. Urban Earth Design

Contact: mdollin@urbaneearthdesign.com

100 HOME DESIGN PRINCIPLES

家居设计法则 100

Author: Arthur Gao

Print version (Hardcover) - 2011

ISBN 9787538171310

Published by Liaoning Science & Technology Publishing House
Shenyang, Liaoning, China

eBook version - 2012

ISBN 9781619870321

Published by Profession Design Press Co., Ltd
California, United States of America

Distributed by Actrace, United States of America

Website: www.actrace.com, www.design-bookstore.com

Copyright©2012 Liaoning Science & Technology Publishing House

License agreement: www.design-bookstore.com/auxpage_license

Unauthorized copying prohibited.

作者：高 巍

纸质书（精装） - 2011

书号：9787538171310

出版商：辽宁科学技术出版社

中国辽宁沈阳

电子书 - 2012

书号：9781619870321

出版商：设计专业出版有限公司

美国加州

经销商：Actrace 公司

网址：www.actrace.com, www.design-bookstore.com

版权所有：2012 辽宁科学技术出版社

版权协议：www.design-bookstore.com/auxpage_license