

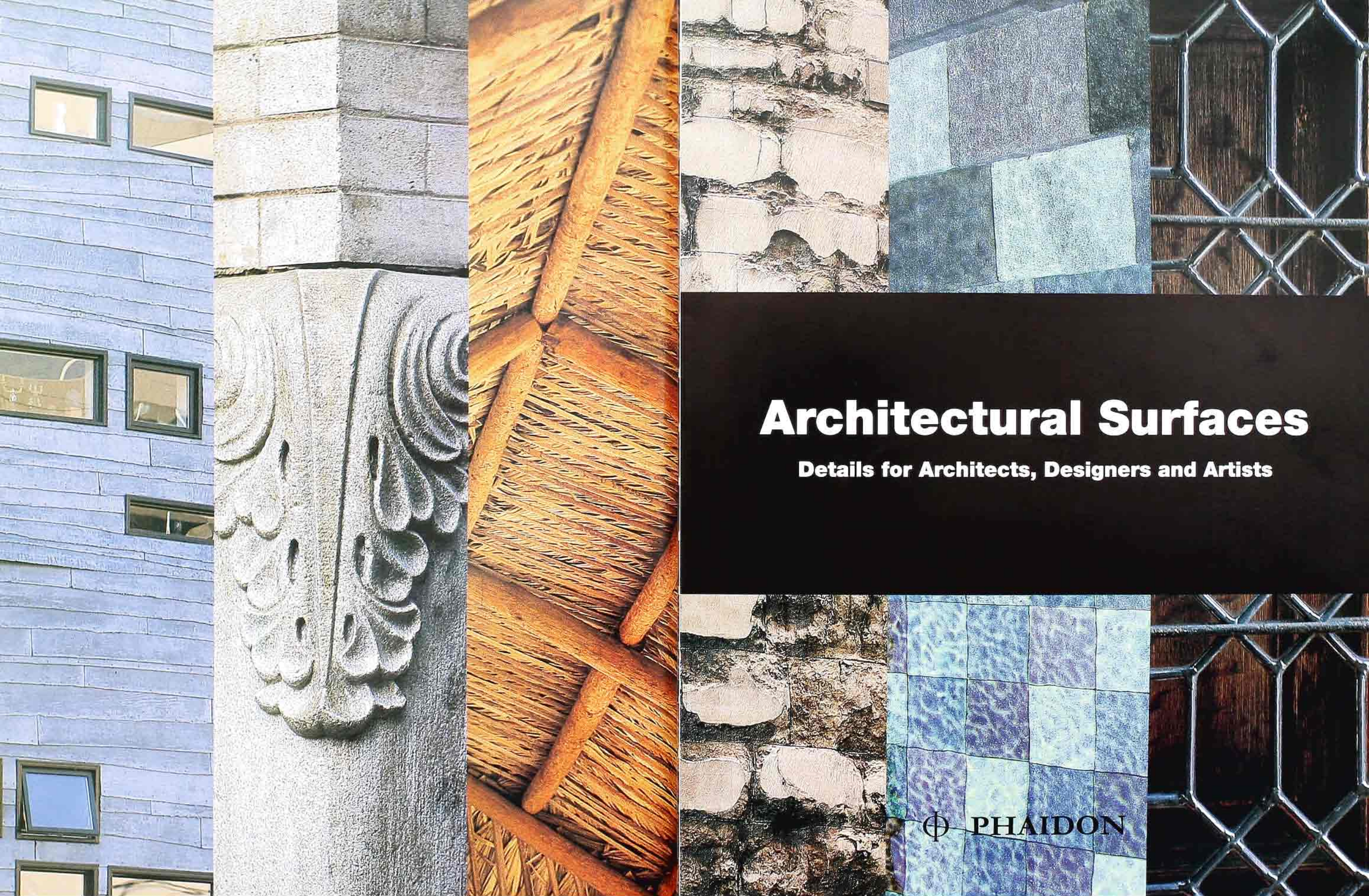
ARCHITECTURAL SURFACES

DETAILS FOR ARCHITECTS, DESIGNERS AND ARTISTS

JUDY A. JURACEK

PHAIDON

ONE CD
INCLUDED



Architectural Surfaces

Details for Architects, Designers and Artists

Φ PHAIDON

CONTENTS


Foreword by Peter Penoyer 7
Acknowledgments 8
Introduction 9
Additional Captions 10

Wood Walls & Siding 12
Stone Walls 25
Brick Walls 47
Stucco & Concrete Walls 61
Mixed Materials 74

Metal & Glass 86
Curtain Walls 93
Shingles 97
Tile & Architectural Terracotta 100
Painted Walls 103
Facade Ornament 111

Architectural Ornament 118
Molding 131
Entablature 137

Capitals 142
Bases & Pedestals 150
Columns 156
Pilasters & Engaged Columns 162
Posts & Beams 168
Arches 177



Any copy of this book issued by the publisher as a paperback is sold subject to the condition that it shall not by way of trade or otherwise be lent, resold, hired out or otherwise circulated without the publisher's prior consent in any form of binding or cover other than that in which it is published and without a similar condition including these words being imposed on a subsequent purchaser.

First published in the United Kingdom in 2006
www.thamesandhudson.com

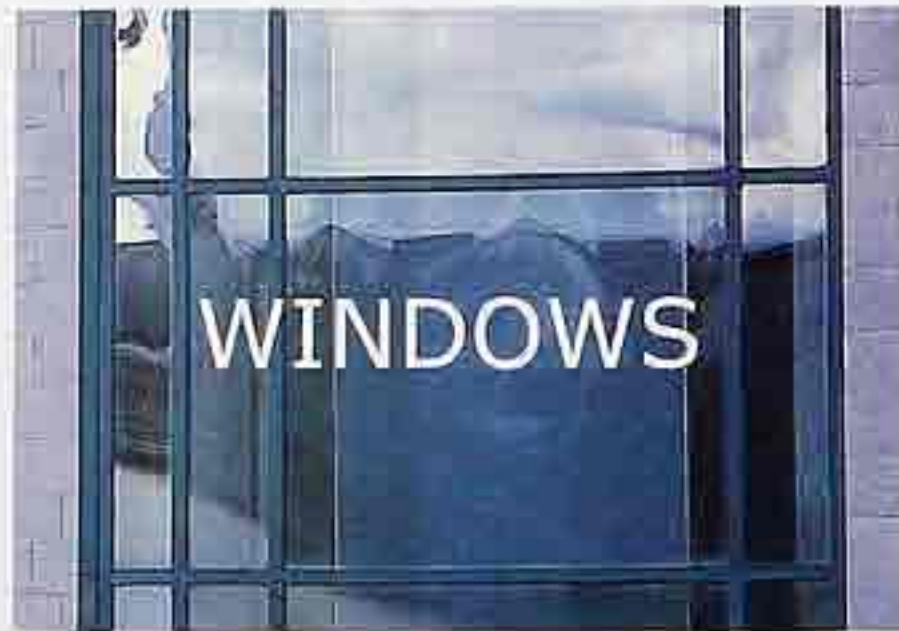
All Rights Reserved. No part of this publication may be reproduced or transmitted in any form or by any means, electronic or mechanical, including photocopy, recording or any other information storage and retrieval system, without prior permission in writing from the publisher.

British Library Cataloguing-in-Publication Data
A catalogue record for this book is available from the British Library

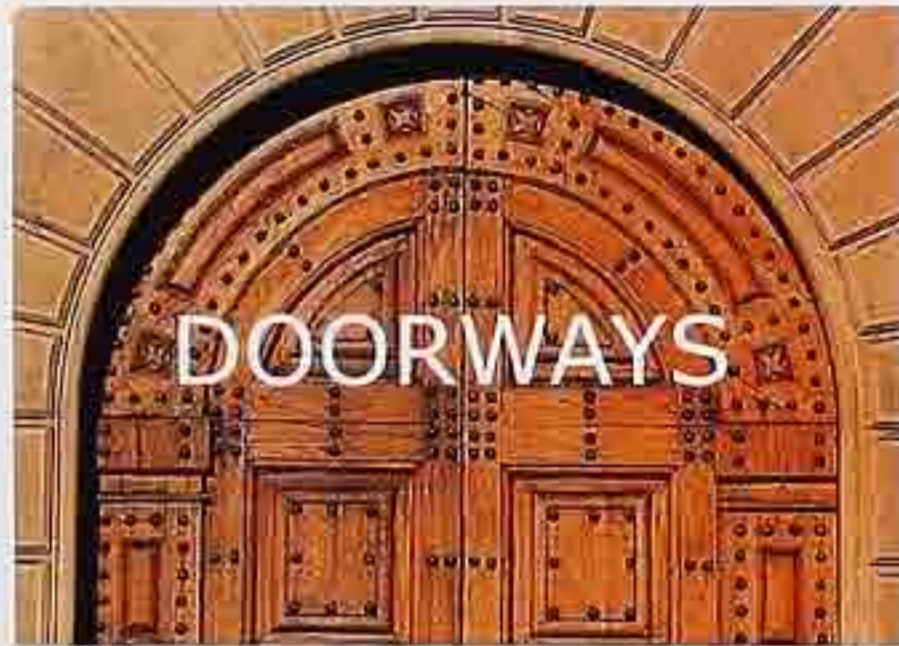
ISBN-13: 978-0-500-34218-8

ISBN-10: 0-500-34218-0

Printed and bound in Hong Kong



- Mullions, Muntins & Leaded Glass 188
- Colored & Textured Glass 190
- Glass Block 192 • Types of Windows 193
- Bay & Corner Windows 205
- Transom Lights & Fanlights 210
- Window Trim & Fenestration 212
- Gates & Grilles 228 • Shutters 231



- Paneled Doors 238
- Battened Doors 244
- Painted Doors 248 • Metal Doors 250
- Transom Lights & Side Lights 255
- Entryways 258 • Gates 269
- Door Hardware 272



- Ceilings 274 • Metal Roofs 278
- Tile Roofs 283 • Slate Roofs 287
- Shingled Roofs 288 • Thatched Roofs 289
- Gables & Dormers 290
- Eaves 296 • Roof Types 298
- Chimneys 305
- Gutters & Rainwater Heads 308



- Wood Floors & Decks 310
- Stone Floors & Pavement 313
- Brick Pavement 324
- Aggregate & Tile 327
- Drains & Curbs 335



- Glossary 337
- Bibliography & Research Sources 343
- Photo Credits 343
- Index 344
- About the CD-ROM 352



FOREWORD

by Peter Penoyer

With *Architectural Surfaces*, Judy Juracek completes the fourth volume in her series of collections of images of the natural and manmade world that offer incredibly illuminating views of what things look like. The books are subtitled "Visual Research" and "Details" for artists, architects, and designers. In fact, *Architectural Surfaces* is much more than a research tool, capturing a vast catalog of architectural features in crisp, revealing photographs. As a tool for architects, interior designers, set designers, and related professionals, this book is useful on many levels.

Catalogs of flora and fauna lend themselves to a clear organizational structure. Each species has certain qualities that distinguish it from others. Guides to trees, birds, and animals appear almost every year. But to catalog architectural elements is clearly more ambitious and requires the author to venture into a field where personal judgment replaces taxonomy. In *American Architecture Since 1780*, Marcus Wiffen describes forty styles while admitting that each has "an almost limitless capacity for hybridization." *Architectural Surfaces* allows the individual qualities of each subject to stand out while suggesting its relationship to architecture as a whole.

Juracek has managed to bring a useful degree of order to this extraordinary catalog of images. But the categories in the book serve as a gentle guide and never seem to prevent pleasing visual segues. Our eyes move from Japanese stone post bases to Ionic plinths in a layout that enhances their shared qualities. She achieves this balance by keeping her abstract knowledge of architecture and materials in the background and relying more on her artistic eye.

Architects and designers have long collected their own libraries of important images. Students at the Ecole des Beaux-Arts in Paris—the greatest architecture school in the world from 1850 to 1950—would embark on the grand tour, traveling south through Italy to view, measure, and draw the great monuments of history and often the less celebrated vernacular structures. Their sketchbooks became a tool for future reference and a basis of many great practices. The images also served to make other, more academic sources more accessible and real. The great Renaissance buildings in the drawings in Paul Letarouilly's *Edifices de Rome Moderne* come alive when one views them with a key to the textures

and colors and physicality of the actual buildings.

As soon as photographs of architecture became available, architects and designers realized their potential as mnemonic devices. Charles Platt, the artist who became an architect in 1890, did not have the benefit of an education at the Ecole des Beaux-Arts, but he did travel throughout Europe with his brother, assembling a vast collection of photographs (some taken with his own camera, others purchased) that became the core of his office library. These images were organized in bound volumes by subject—fountains, vaults, ceilings, etc.—not in any historical or academic order. The volumes, though well worn and faded, survive today as an early attempt by a designer to capture reminders of what things look like. Yet even Platt's catalog covers only a fraction of the world Juracek has assembled in *Architectural Surfaces*.

Each photograph in this book records the physical qualities of its subject: if it is stone, we see the texture, color, grain, and shape. These basic attributes are what we would expect in any catalog, but here we see more. Juracek's lens suggests those qualities that animate the image: the moment and the place, the intensity and angle of the sun, the quality of light, the atmosphere.

One of the most astonishing accomplishments of this book is that the vast number of photographs is, with a few exceptions, taken by the author. Her eye as a photographer is informed by her work as an artist and in sceneography. The continuity of her point of view gives this collection of images a distinct style that while understated, binds them together as one body of work.

At a time when the Internet is becoming more popular as a tool for designers, Juracek's book is a refreshing reminder of the beauty and utility of the printed book. This volume is a welcome addition to the library of resources available to the design world. To page through with a mission—finding one particular kind of wooden siding, for example, is to discover other images that might not have been on the search. This is the unexpected surprise of the book.

Finally, any designer who spends time with this book will discover another, less obvious quality: with these images in hand, one is inspired to look closer at the real world and to notice, as Judy Juracek has done, the essential qualities of the architectural surfaces around us.



ACKNOWLEDGMENTS

A book such as *Architectural Surfaces* demands a wide range of resources, and without the expertise, advice, and generosity of those mentioned here, this book would not have been possible. In addition to expressing my deepest appreciation for their contributions, I must add that meeting and working with these people has been a personally enriching experience.

At the beginning of this project, my editor, Nancy Green, suggested I ask Peter Pennoyer to be the architectural consultant, and I will always be indebted for this suggestion. He has provided an architect's point of view to the structure of the book and to how the pictures were edited and organized. In addition to his careful technical advice, his enthusiasm for the subject and insights into the architecture have contributed much to making the concept of this book become a reality.

Guy Gurney has helped me photograph four books. He not only advised me on techniques, equipment, and film but also assisted me in lighting and shooting locations, and he opened his photo archives to these projects. Many images in the *Surfaces* books would not have found their way to the pages without him.


Others who contributed photographs to this book are Meredith Barchat, Duane Langenwalter, and Peter Miller—all good photographers with a special fondness for finding architectural images.

Judy Proctor of the architecture firm Austin, Patterson, Disston understood the details I was looking for, found examples of them in the firm's project archives, and generously arranged access to those residences. John Winfield also helped me find locations for pictures. Again, The Newport Preservation Society and the Lockwood-Mathews Mansion made available to me the unique architecture found in their properties.

Jean and William Ingram organized my shooting of the extraordinary structures of Bali, gaining permission to photograph Begawan Giri, the Tuga Hotel, and Puri Lumbung. My guide in Bali, Made Murna, had a real knack for finding architectural details. In Tokyo, photographers Kaoru Soehata and Tomoko Shiozawa not only knew what I wanted to shoot, but the best time to take the picture; Nancy Katsura designed an unsurpassed architectural tour of the city. Yukiko Tanisho and Sumiko Nakamura shared their understanding of Kyoto's architecture, and Toshitaka Kitayama and Naoko Wada opened Agon Shu to this book. Elisabeth Newell contributed her perspective and knowledge of architecture in Los Angeles, and Karen and Frank Armitage gave me yet another rich photo itinerary.

The captions were made possible by William West and George de Brigard, and I am indebted to their knowledge and perseverance. Brian Trimbrel of the Brick Industry Association provided caption information only available from a professional, as did Andy Banores of O&G Industries. And many thanks to Diane Rich for sharing her skills in reading the captions.

This book is the work of the same team that has produced the rest of the *Surfaces* books, and I can never fully express my appreciation for their skill and dedication. Nancy Green is constant in her support and belief in the books, Leeann Graham continues to carefully guide the production, Bob Elwood's indexes are an extraordinary asset to the series, and Gilda Hannah has, once again, helped me edit the pictures and produced layouts that enhance the images and make the reader want to explore the next page. I am also grateful to Barbara Braun for her assistance, and to Elizabeth Woll for her work in designing the jacket.



INTRODUCTION

A theme-park designer once told me that the most difficult part of designing is getting everything to connect in the corners. She added that anyone with some talent could produce a workable design and draw a handsome elevation, but the skill of a designer was in working out the details. How do courses of brickwork accommodate the shape of an arch? Exactly what happens at the intersection of two stone walls? What is the profile of a molding where a cornice wraps around the corner of a building? Solving these problems with style and elegance is the hallmark of good design; the resulting solutions are the structural and decorative details that are emblematic of historic periods and become the signatures of individual styles and designers.

All artists, including illustrators, animators, and scenic designers, explore architectural details as they render or replicate scenes and environments. Using the correct style of window or appropriate floor and wall finishes often signals the authenticity of the artist's work. Accuracy is particularly important to successful design now, because we have experienced an explosion of visual information, so widely communicated that there are few people who have not been exposed to an extensive file of images. Audiences of all ages, therefore, are visually very sophisticated. They may have acquired this education by osmosis, but they have come to expect believable architecture in everything from film sets and theme parks to the textures found in video game environments.

Architectural Surfaces: Details for Artists, Architects, and Designers is a collection of photographs of architecture, focusing on specific details and elements of buildings. In most cases, organizing the pictures topically was obvious: windows went into one chapter; ceilings and roofs fit nicely into another. However, when it came to walls, it became apparent that the group of images was in danger of being too unwieldy to organize. So, the images are divided into two chapters—"Walls" and "Facades." The first contains subjects made from generally structural materials, such as stone, wood, and brick. The second groups pictures about walls made from

materials generally *applied* to a structure, such as glass and metal curtain walls and architectural terracotta. This method of classification sometimes may seem a bit arbitrary, as in the case of stone veneer ("Walls"), which should technically be grouped with other curtain walls ("Facades"). But stone is perceived as a structural material, and the details of coursing and joints in a stone veneer is parallel to that of solid stone construction.

Pictorial research is easier to use if images are filed into specific categories of visually kindred subjects. With this in mind, the chapters are further broken down into sections concentrating on parts of the general topic. For example, "Doorways" is divided into paneled doors, battened doors, painted doors, metal doors, transom lights and side lights, entryways, gates, and door hardware. These categories are not intended to explain the individual parts of a doorway, but to isolate various aspects of doors and entryways in order to present different types and styles within the category.

Within this structure, the index is very much a navigational tool intended to help users find specific architectural details. The subject keywords in the captions are used in the index. Architectural elements tend to overlap categories, and not all examples of a topic are confined to a single chapter. For example, an interesting Palladian window in a photo showing a particular type of roof dormer is located in "Ceilings & Roofs," but the window style is named in the caption and cross-referenced in the index. All entries in the index give an image number that refers both to the picture in the book and to the image on the CD-ROMs.

The captions were compiled with the help of specialists and with additional information from a variety of sources. Since most of the identifications were made only from the photographs, any inaccuracy lies with the author. Most of the architectural terms used in the captions are defined in the glossary.

The images in this book and on the CD-ROMs are the property of the author or the individuals or organizations listed in the photo credits, and may not be used commercially without their express permission.

ADDITIONAL CAPTIONS

page 1

- FM-1 Modern leaded colored glass window
- FM-2 Metal curtain wall
- FM-3 Curved curtain wall
- FM-4 Glazed architectural terracotta

pages 2-3

- FM-5 Awning windows on metal-clad building
- FM-6 Wall base with decorated corner
- FM-7 Underside of palm thatched roof
- FM-8 Weathered stone wall
- FM-9 Swimming pool bottom
- FM-10 Leaded light

page 5

- FM-11 Limestone veneer panels
- FM-12 Brick wall in running bond
- FM-13 Curtain wall with strip window
- FM-14 Carved granite mascarón
- FM-15 Tuscan capital on corner pilaster

page 6

- FM-16 Fixed window with metal mullions
- FM-17 Wood double door with decorative studs
- FM-18 Ceiling with framed rosettes in octagonal coffers
- FM-19 Wood parquet floor
- FM-20 Painted stones in coursed rubble wall

page 7

- FM-21 Curved corner with modillion cornice

page 8

- FM-22 Brick patterns on modern wall

page 9

- FM-23 Serpentine motif in ornamental band

CHAPTER OPENERS

page 11 • WALLS

- WA-000.1 Custom concrete block wall
- WA-000.2 Rubble wall
- WA-000.3 Dressed log wall
- WA-000.4 Modern stone wall

page 85 • FACADES

- FA-000.1 Decorated metal facade
- FA-000.2 Sgraffito design
- FA-000.3 Ornamented ancon
- FA-000.4 Curtain wall

page 117 • ORNAMENT & MOLDING

- OM-000.1 Brass door frame
- OM-000.2 Console with acanthus leaf
- OM-000.3 Framed bronze ornament
- OM-000.4 Carved and gilded panel

page 141 • COLUMNS, POSTS & ARCHES

- CP-000.1 Marble column base with mason's miter
- CP-000.2 Modern variation on a capital
- CP-000.3 Salomonic column with Cosmatesque ornament
- CP-000.4 Angular capital with garland

page 187 • WINDOWS

- WI-000.1 Shutters framed by trompe l'oeil
- WI-000.2 Windows in curtain wall
- WI-000.3 Bay window with copper trim
- WI-000.4 Leaded lights in stone frame

page 237 • DOORWAYS

- DW-000.1 Wood lattice sliding door
- DW-000.2 Painted metal doorway
- DW-000.3 Pierced metal gate
- DW-000.4 Brass door hardware

page 273 • CEILINGS & ROOFS

- CR-000.1 Modern atrium ceiling
- CR-000.2 Wood coffered ceiling
- CR-000.3 Coffered ceiling with rosettes
- CR-000.4 Copper pavilion roof

page 309 • FLOORS & PAVEMENT

- FP-000.1 Tumbled stone tile floor
- FP-000.2 Stone path with gravel
- FP-000.3 Flagstone pavement
- FP-000.4 Weathered wood walkway



WALLS








Photo: Austin, Patterson, Dickson

WA-1 Interior applied cherry-veneered panels with square finished edges on painted wood frame



WA-2 Weathered cedar-paneled entry screen. Top: notched vertical boards; bottom, herringbone pattern



WA-3 Weathered cedar siding, vertical tongue-and-groove



WA-4 Stained and sealed board-and-batten siding



WA-5 Pine log house construction, corner detail



WA-6 Plain-sawn vertical planks with decorative battens



WA-7 Knotty-cedar flush, vertical plain-sawn board wall, with horizontal batten divider




WA-8 Batten door (left); shutter behind diagonally split square-stock wood bars (upper right); elm waney-edged clapboard bottom (lower right) on an outbuilding



WA-9 Notched corner joint of square timber frame with painted cedar shakes on concrete foundation




WA-10 Timber-frame construction with infill of plain-sawn cedar planks with ceramic ventilation opening



WA-11 Weathered painted wood siding. Left: board-and-batten; right: clapboard




WA-12 Woven bamboo twigs tied to bamboo post and rails, garden fence




WA-13 Woven split-bamboo wall, tropical hut


Photo: Guy Gurney



WA-14 Plain-sawn vertical board fence



WA-15 Vertical board siding with new cedar shakes on gable, residential garage



WA-16 Detail of unpainted clapboard and window casing



WA-17 Low entry wall of boxed plain-sawn planks on stone base



WA-18 Entry screen with parquet design



Photo: Austin, Patterson, Diston

WA-19 Framed oiled cedar vertical board paneling, interior hallway



WA-20 Framed bamboo garden wall




WA-21 Antique chestnut interior paneling with mitered corners and raised panels

WOOD WALLS & SIDING



WA-22 Painted clapboard gable-end wall with gable ornament and exposed vertical board cladding



WA-23 Weathered clapboard barn with hanging door



WA-24 Unpainted clapboard showing evidence of repair, with double-hung windows, American colonial house



WA-25 Weathered painted clapboard wall with windows



WA-26 Stained and sealed flush vertical board siding on traditional house




WA-27 Weathered board-and-batten siding on outbuilding

WOOD WALLS & SIDING



WA-28 Gable-end wall with unpainted board-and-batten siding and gable window



WA-29 Dovetail corner and mortar chinking, log house



WA-30 Weathered painted flush vertical board cladding on barn gable end with diamond-shaped window and vertical scallop-edged siding



WA-31 Weathered flush vertical board siding with pediment-capped windows and door, American western saloon facade

WOOD WALLS & SIDING



WA-32 Painted siding divided by molding. Top to bottom: scalloped wood shingles; board-and-batten; clapboard. Bargeboard with saw-tooth motif




WA-34 Painted clapboard and block modillion cornice on corner tower, Italianate house

WOOD WALLS & SIDING



WA-33 Board-and-batten siding with rose window and lancet windows; jerkinhead-roofed entry, Carpenter Gothic church



WA-35 Clapboard end-gable wall with shuttered gable window, blind window, scalloped rake trim, and pedimented porch, Greek-revival house



WA-36 Weathered untreated clapboard on gambrel-end wall rising from corbel detail



WA-37 Painted colonial clapboard house with wide corner board and a jetty between the first and second stories



WA-38 Painted tongue-and-groove siding on shed-roofed house with corner board and rake trim



WA-39 Painted clapboard siding divided by wide trim, double-hung windows, modillion cornice, and painted shingled roof

WOOD WALLS & SIDING



WA-40 Tongue-and-groove panels in alternating diagonal patterns, Indonesian house on stilts



WA-41 Timber frame with infill of plain-sawn cedar planks; gutter with rainwater head



WA-42 Stylized half-timber wall with decorative framing over clapboard infill



WA-43 Plain-sawn vertical planks with horizontal batten on shaped stone foundation; timber post with wood base

WOOD WALLS & SIDING



WA-44 Weathered unfinished plain-sawn planks with vertical undressed timbers on rubble foundation




WA-45 Timber-frame with plain-sawn planks and split-bamboo removable fence



WA-46 Timber frame with infill of planks and battens with sliding doors and paper-covered windows



WA-47 Flush board siding on flat and curved surfaces, modern house



WA-48 Flush board siding, modern commercial building



WA-49 Fortification-style battered wall with lapped-joint corners



WA-50 Stained and sealed vertical siding with second-floor jetty and sliding metal-framed windows, modern house




WA-51 Diagonal siding with flat edge trim and corner window, modern house




WA-52 Horizontal stained shiplap siding with corner awning windows, modern house



WA-53 Horizontal and vertical board siding with angled siding aligned to roof rake, modern house



WA-54 Painted vertical board-and-batten siding with corner and base trim on fieldstone foundation




WA-55 Painted horizontal-lattice screened porch on shingle-clad house

WOOD WALLS & SIDING




WA-56 Split-faced roughly squared sandstone in coursed rubble with ventilation slit



WA-57 Sawn-finish volcanic or pumice stone in running bond




WA-58 Split-faced granite in random ashlar with smooth-faced water-table course, tinted mortar



WA-59 Corner detail of fossil rock in mosaic bond

STONE WALLS



WA-60 Beach pebbles in coursed rubble with masonry screen window




WA-61 Squared split-faced granite in herringbone pattern



WA-62 Ancient Roman travertine wall in coursed ashlar with sandstone repairs



WA-63 Pool wall in hammered-finish sandstone with mosaic bond and water-line courses of roughly squared stone and beach pebbles



WA-64 Squared rubble with brick course, tinted mortar, dimension-stone quoins, and masonry screen in ogee-arch window, mosque



WA-65 Split- and rock-faced sandstone; shelf course, random ashlar with raked mortar



WA-66 Granite veneer on concrete frame with Vermont marble infill, modern commercial building



WA-67 Hammered-finish brownstone in coursed ashlar with flush mortar joints and water-table course



WA-68 Banded sandstone. Top: running bond, honed-finish with rock-face belt course; bottom: running bond, split-face, modern commercial building



WA-69 Pink granite in running bond with polished and flamed finishes forming supergraphic, modern commercial building



WA-70 Banded white and green marble in running bond, modern commercial building



WA-71 Siena marble in running bond with Vitruvian scroll frieze on hallway wall

Photo: The Preservation Society of Newport County



WA-72 Coursed ashlar sandstone wall in ruins revealing structural rubble wall



WA-73 Coursed rubble with gallets and rock-face cap



WA-74 Top: fieldstone rubble in mosaic bond; bottom: coursed rubble of beach pebbles



WA-75 Coursed ashlar limestone with sand finish, water-damage weathering



WA-76 Massive rubble with gallets, garden wall




WA-77 Roughly squared sandstone in random ashlar attached to natural stone wall



WA-78 Split-faced and rusticated Mexican volcanic stone in running bond, footbridge wall



WA-79 Rubble walls of cobbles with wide squared stone step capping lower wall and coping on upper wall



WA-80 Stone in coursed ashlar with bracket, niche, and perpendicular under niche, Bali



WA-81 Coursed rubble drywall with pilaster and flagstone coping



WA-82 Detail of doorway reveal in stack bond with alternating courses of rock-face and sawn granite; mitered corner joints



WA-83 Corner detail of polished granite veneer with lapped corner joints



WA-84 Edge detail of polished and honed polychrome granite veneers



WA-85 Honed granite veneer in stack bond with grouted joints

STONE WALLS



WA-86 Sandstone and quartzite in coursed ashlar below herringbone pattern; Indiana limestone ornamented cap



WA-87 Limestone walls. Left: bevel-cut stack bond with jack arch and dentil cornice; right: gem-cut stack bond




WA-88 Polished granite and marble. Left to right: granite-veneer base with bead molding; granite plinth with marble ovolo molding on base; polished granite engaged column

STONE WALLS



WA-89 Honed granite veneer with solid granite base and bead molding beside granite door casing



WA-90 Corner detail of rusticated stone pilaster between banded engaged columns



WA-93 Sawn granite in random ashlar with tooled quoins; flat granite window and base trim

Photo: Lockwood-Mathews Mansion Museum



WA-94 Split-faced granite wall in shelf, random ashlar with roughly squared rubble pillar (right)




WA-91 Roughly squared stone in random ashlar wall with flagstone voussoirs in compound arch



WA-92 Sawn ashlar sandstone courses, quoins with vermiculated finish



WA-95 Split-faced granite, coursed ashlar buttresses with water-table course



WA-96 Split-faced coursed roughly squared rubble with sand-finished corbel



WA-97 Inside corner of honed-veener marble in running bond, bottom recently cleaned



WA-98 Outside corner probably of Amherst gray limestone, sand-finished in shaped panels



WA-99 Outside corner of split-faced, random ashlar with raised sand-finished quoins and engaged balustrade




WA-100 Partially honed fossil-stone doorway with water-table course and base molding

STONE WALLS



WA-101 Inside and outside corners in coursed, roughly squared ashlar



WA-102 Corner of coursed, random ashlar with anchor irons; window with jack arch



WA-103 Limestone in coursed ashlar with molding course and framed, recessed panels, water-damage weathering



WA-104 Siena marble veneer on staircase soffit, molding and pilaster

Photo: The Preservation Society of Newport County



WA-105 Split-faced coursed ashlar granite wall with dentil cornice and arched windows: Florentine (left and center), segmental (right), with jack-arch entries below

STONE WALLS



WA-106 Inside-corner turret in coursed rubble with dimension-stone quoins on outside corners and around window



WA-107 Banded marble in alternating polychrome ashlar courses with relieving arch



WA-108 Random rubble of cobbles with rusticated dimension-brownstone quoins, belt course, and voussoirs around arch window



WA-109 Granite in random ashlar with corbelled jetty, dimension-stone window quoins



WA-110 Entry wall with flagstones in staggered shelf courses



WA-111 Shale fieldstone in coursed roughly squared rubble and herringbone pattern



WA-112 Rusticated running bond with hand-tooled finish; sand-finish keystone; crossettes; carved ornamented belt course



WA-113 Weathered sand-finish limestone in running bond, with cartouche keystone in stepped arch




WA-114 Partially cleaned Indiana Birmingham buff limestone, sawn veneer, in random ashlar with oriel



WA-115 Weathered limestone in coursed ashlar with dentil and modillion cornice; carved ornament on columns and window frames



WA-116 Sawn fossil-stone in coursed ashlar with raised voussoirs; engaged balustrade with bead base molding above belt course



WA-117 Rock-face brownstone in random ashlar; sand-finished belt course, trefoil carved lintel



WA-118 Limestone in running bond with cornice; upper story with carved spandrels; varied window openings




WA-119 Sand-finish limestone veneer with Art Deco bas-relief cartouche and molding

STONE WALLS



WA-120 Alternating polychrome bands of marble veneer in stack and running bonds with Moorish blind arches with recessed windows



WA-121 Staircase wall in coursed ashlar with Gothic blind arches and engaged columns



WA-122 Staircase wall in mosaic-bond rubble with niches and stone coping

STONE WALLS



WA-123 Gable-end wall in random ashlar; block modillion cornice; quoins around arched windows; corbelled window sill (left)



WA-124 Battered-wall base in coursed roughly squared ashlar



WA-125 Granite in running bond with rustic accents; neo-Corinthian pilasters in stack bond flanking entry



WA-126 Sawn-fossil-stone wall and staircase in coursed ashlar



WA-127 Corner detail of polychrome banded granite veneer with gem-cut decorative block



WA-128 Rock-face granite doorway lintel with contrasting sawn-granite panels in running bond with wide V-shaped joints



WA-129 Inside and outside corners of slate roof and cladding, modern commercial building



WA-130 Inside and outside corners of end-matched travertine veneer on walls and post, modern commercial building



WA-131 Outside corner of granite veneer with raked joints; belt courses at window and jetty, modern commercial building



WA-132 Corner of rusticated running bond with reveal; sand-finish pilaster strips in stack bond on entry, modern commercial building



WA-133 Corner of split-face granite in shelf, running bond with metal banding, modern commercial building



WA-134 Inside corner of honed-granite veneer in stack bond with grouted joints and window reveal, modern commercial building

STONE WALLS



WA-135 Limestone-veer panels framed by contrasting stack-and-running-bond courses, modern commercial building



WA-136 Banded polished-granite-veer spandrels alternating with honed granite and ribbon windows, modern commercial building



WA-137 Honed-granite veneer in stack bond with raised pattern around windows, modern commercial building

STONE WALLS



WA-138 Granite veneer with contrasting granite window inserts surmounted by space frame, modern commercial building



WA-139 Stone in running bond with projecting window sills and rock-faced decorative blocks, modern commercial building



WA-140 Granite with tinted mortar, fixed windows, modern commercial building




WA-141 Polished granite veneer with flush-mounted fixed windows in polychrome curtain wall, modern commercial building

STONE WALLS



WA-142 Sandstone coursed-ashlar frame with stack-bond inset, flush marble-veneer base, modern commercial building



WA-143 Red sandstone with natural cleft face, coursed ashlar with sand-finish belt courses above door and black granite base, modern commercial building



WA-144 Granite, with honed and gem-cut blocks in running bond, modern commercial building

STONE WALLS



WA-145 Polished veneer in polychrome bands with pilaster strips, modern commercial building



WA-146 Honed granite in stack bond with polychrome bands, modern apartment house




WA-147 Contrasting sand-finished brownstone panels, modern commercial building



WA-148 Polychrome stone-veneer collage of polished and honed granites, modern commercial building

STONE WALLS




WA-149 Left: Flemish-bond inset panel and frame with raised horizontal panel in basket-weave and rowlock bonds; right: white glazed brick on banded pilaster in running bond



WA-150 Rusticated brick in Flemish bond, shelf angle, with curved corner above granite rock-face belt course and honed base



WA-151 Erratic Flemish bond with a sloping course and rowlock-course coping



WA-152 Custom-sculpted and glazed brick, modern residential courtyard

BRICK WALLS



WA-153 Common bond, seventh-course header, in garden wall with repair



WA-154 Raised shaped decorative panel in English bond, late 18th-c. building



WA-155 Roman brick with projecting soldier course and elliptical arch with stone corbels, ancient Roman wall



WA-156 Basket-weave borders around running-bond; concrete capstone, garden wall

Photo: Austin, PreKosman, Collins



WA-157 Notched garden wall in Flemish bond with rowlock-course coping



WA-158 Roman bricks with soldier course and shaped bricks forming crenel, ancient parapet wall



WA-159 Ancient Roman brick running-bond wall with stone quoins, banding course, and bead molding



WA-161 Parapet wall in running bond with blind semi-circular arches and corbels below soldier course



WA-163 Ancient Roman brick wall with structural dog-tooth course exposed by weathering of brick facing layer




WA-160 Ancient Roman wall with exposed rubble, running and diagonal bonds



WA-162 Roman brick with plaster, ancient wall



WA-164 Medieval arcade under relieving arch in gauged brick with chevron-decorated extrados and recessed spandrels



WA-165 Inside corner of Flemish-bond wall with ogee water-table course



WA-166 Multiple bonds. Left to right: Flemish bond; rowlock and header frame; basket-weave




WA-167 Roman brick screen, Tuscan farm wall



WA-168 Radial brick in running bond on curved wall



WA-169 Detail of gauged-brick arch surrounded by running bond



WA-170 Multiple bonds in custom-sized brick. Top and right: raised header courses; center: patterns in stacked stretchers, soldier, and headers




WA-171 Custom design: multiple geometric patterns in multiple bonds




WA-172 Jack arch surrounded by Flemish bond in alternating colors



WA-173 Jack-arch window and dog-tooth course of contrasting brick in English bond wall with recessed panel



WA-174 Star anchor iron in running-bond brick wall with relieving arch




WA-175 Weathered brick in running bond on rough split-faced foundation and bricked-in arch windows with stone sills, alley wall



WA-176 Painted rock-face brick with dentil molding, pilasters, and double window under arch in recessed panel with cartouche



WA-177 Modern variation of Roman brick in running bond with tinted mortar and soldier base course; louvered shutters on door and window



WA-178 Common bond with fourth-course header, blind arch of diagonal basket-weave over window, and raised quoin corners


BRICK WALLS



WA-179 Mottled effect in polychrome toned brick, modern residential building



WA-180 Brick panels in running bond articulated by joints and soldier courses; soldier courses top and bottom of windows, modern commercial building



WA-181 Flemish bond on curved entry with brick steps and window sill; variation of dog's tooth on corner (far left)



WA-182 Common bond with sixth-course headers; recessed spandrels with checker pattern; soldier course above windows


BRICK WALLS



WA-183 Rusticated-brick corner; window with rowlock sill, and raised stacked bond imitating shutters, modern apartment house



WA-184 Idiosyncratic collection of stacked bond and horizontal and vertical running bonds on pilasters and spandrels; rowlock window sills




WA-185 Semicircular arches in blind arcade on brick wall with terracotta frieze above raised panel, Beaux-Arts commercial building

BRICK WALLS



WA-186 Radial brick corner with banding in contrasting colors and masonry; segmental-arch windows, modern commercial building



WA-187 Corner detail of banding in contrasting colors; running bond, modern commercial building



WA-188 Contrasting brick banding and pilasters; gauged-brick semicircular arches on upper windows, 19th-c. apartment house

BRICK WALLS



WA-189 Romanesque-style decorative brickwork with ornate corbel on corner below parapet roof




WA-190 Curved corner banded with courses of stretcher bricks and sculpted brick or architectural terracotta



WA-191 Corner detail of bands of running bond, rowlock and soldier courses in contrasting colors, modern commercial building



WA-192 Corner detail of brick and molded decorative brick or terracotta, 19th-c. apartment house



WA-193 Corner detail of brick with banding in contrasting colors and vertical expansion/sealant joints, modern commercial building



WA-194 Corner detail of custom bond with dog-tooth banding and diaper pattern of projecting stretchers, modern apartment house




WA-195 Corner detail of common bond, sixth-course header, with dog's-tooth corner



WA-196 Corner detail of Romanesque-style brick building with stone banding, parapet roof with crenellation




WA-197 Brick window-wall with recessed spandrels, brownstone window trim and quoins.



WA-198 Corner detail of decorative brickwork: diaper-patterned brickwork in contrasting colors with roundels and vertical stripes suggesting fluted pilasters



WA-199 Gauged-brick segmental window arch with stone keystone under decorative brickwork of multi-colored English cross bond



WA-200 Decorative brickwork in chevron pattern of running and stacked bonds; header rows framing grate in recessed panel



WA-201 Pilasters in running bond with variation of dog's-tooth edge; inset panel of decorative brickwork in herringbone pattern with projecting bricks



WA-202 Bands of decorative brickwork: running bond alternating with projecting soldier rows; rowlock and soldiers around roundel, modern commercial building



WA-203 Bands of decorative brickwork. Top to bottom: chevron, horizontal banding, diaper-work



WA-204 Bands of decorative brickwork. Left to right: terracotta arch, stacked header rows, basket-weave, stacked header rows, English bond



WA-205 Brick in stack bond with subtle soldier-course banding, modern apartment house



WA-206 Brick in random tones with projecting diagonal pattern and soldier courses above square windows, modern commercial building




WA-207 Decorative brickwork. Left to right: square brick or tile in diagonal pattern with brick window ornament; projecting ornament over stacked bond pilasters, 19th-c. French apartment house

BRICK WALLS




WA-208 Weathered cast-in-place concrete with smooth finish; metal and glass upper story, modern house



WA-209 Board-formed concrete with textured finish from wood formwork, residential courtyard



WA-210 Cast concrete with smooth finish, articulated formwork panels, and horizontal expansion joints



WA-211 Corner detail of cast concrete with banding and interlocking panels, modern commercial building

STUCCO & CONCRETE WALLS



WA-212 Polychrome banded cast concrete, modern commercial building



WA-213 Board-formed concrete with textured finish from wood formwork



WA-214 Concrete board siding cast with a wood board-and-batten pattern



WA-215 Cast concrete, shower room


Photo: Austin, Patterson, Disston



WA-216 Concrete projecting window, modern house



WA-217 Cast coarse-aggregate concrete, bush-hammered, with board-formed slab edge



WA-218 Manufactured stone in rubble wall, residential wall



WA-219 Pre-cast textured concrete with chevron and diaper patterns



WA-220 Pre-cast coarse-aggregate concrete, modern commercial building



WA-221 Weathered handmade concrete block with mortar in irregular running bond on house



WA-222 Inside corner of mortared structural-block walls in running bond




WA-223 Concrete-block dry wall in irregular running bond, industrial wall




WA-224 Stucco finish applied in rectangular concrete framework imitating masonry in running bond




WA-225 Interior and exterior corners of split-face concrete walls with banding and smooth-faced and contrasting color block, modern commercial building



WA-226 Split-face concrete block in running bond with pink banding, modern commercial building



WA-227 Carved concrete block textured to resemble sawn stone in running bond with stepped band under curved guard wall



WA-228 Custom concrete blocks in screen wall, residential entryway



WA-229 Custom concrete blocks with screen wall (top), residential entryway




WA-230 Stucco with dimension-stone window and corner quoins and natural stone insets in serpentine design; louvered shutters, house



WA-231 Detail of arched opening with impost-like molding, stucco over adobe, American Southwestern mission



WA-232 Flared, rounded corner of smoothed painted stucco imitating a detail of traditional American Southwestern adobe house



WA-233 Smoothed and whitewashed mud plaster over adobe brick on a base of fieldstone, courtyard wall



WA-234 Smooth stucco quoins and belt course on textured stucco building



WA-236 Colored rough-troweled finish on stucco with smooth stucco band forming jetty, Italian-villa-style modern commercial building



WA-235 Undulating stucco finish on gable-end wall, industrial building



WA-237 Inscribed design in grouted blocks running along jetty, modern commercial building



WA-238 Knocked-down skip-troweled stucco finish on beach house



WA-239 Textured and inscribed stucco, foliated and pictorial designs mixed with imitation split-face stone in running bond



WA-240 Cast concrete walls imitating stack bond, base course decorated with imprints of children's hands, urban public space



WA-241 Stucco over random ashlar stone



WA-242 Weathered undulating smooth stucco on painted wall with a variety of windows, urban house



WA-243 Mud wall with layers of tinted mud stucco, courtyard wall



WA-244 Whitewashed undulating smooth stucco wall with shuttered windows, apartment house




WA-245 Painted smooth stucco, modern house



WA-246 Colored stucco with knocked-down skip-trowel finish on wall; double hung windows, Italian-villa-style modern apartment house



WA-247 Colored smooth stucco supergraphic with stucco quoins in lower section, modern apartment house



WA-248 Weathered colored smooth stucco; pilasters and arched windows



WA-249 Large-aggregate stucco with cobbles and quins on weathered gable-end wall, farm building



WA-251 Painted stucco textures on gable-end wall

Photo: Meredith Burchat



WA-252 Weathered stucco wall surrounding balcony with stucco-covered pillars

Photo: Meredith Burchat



WA-250 Weathered colored smooth stucco surrounding oval window with grille and ornate frame; hipped tile roof



WA-253 Weathered tinted mud stucco revealing rammed mud wall




WA-254 Weathered painted plaster revealing structural stone and wood cladding



WA-255 Weathered colored smooth stucco on courtyard wall with balcony



WA-256 Weathered colored stucco revealing timber lintel, scratch coat and structural stone, and Roman brick



WA-257 Weathered colored stucco, Italianate building



WA-258 Walls of plastered interior apartment walls exposed by demolition



WA-259 Weathered whitewashed mud-stucco over exposed adobe brick courtyard wall, American Southwestern mission



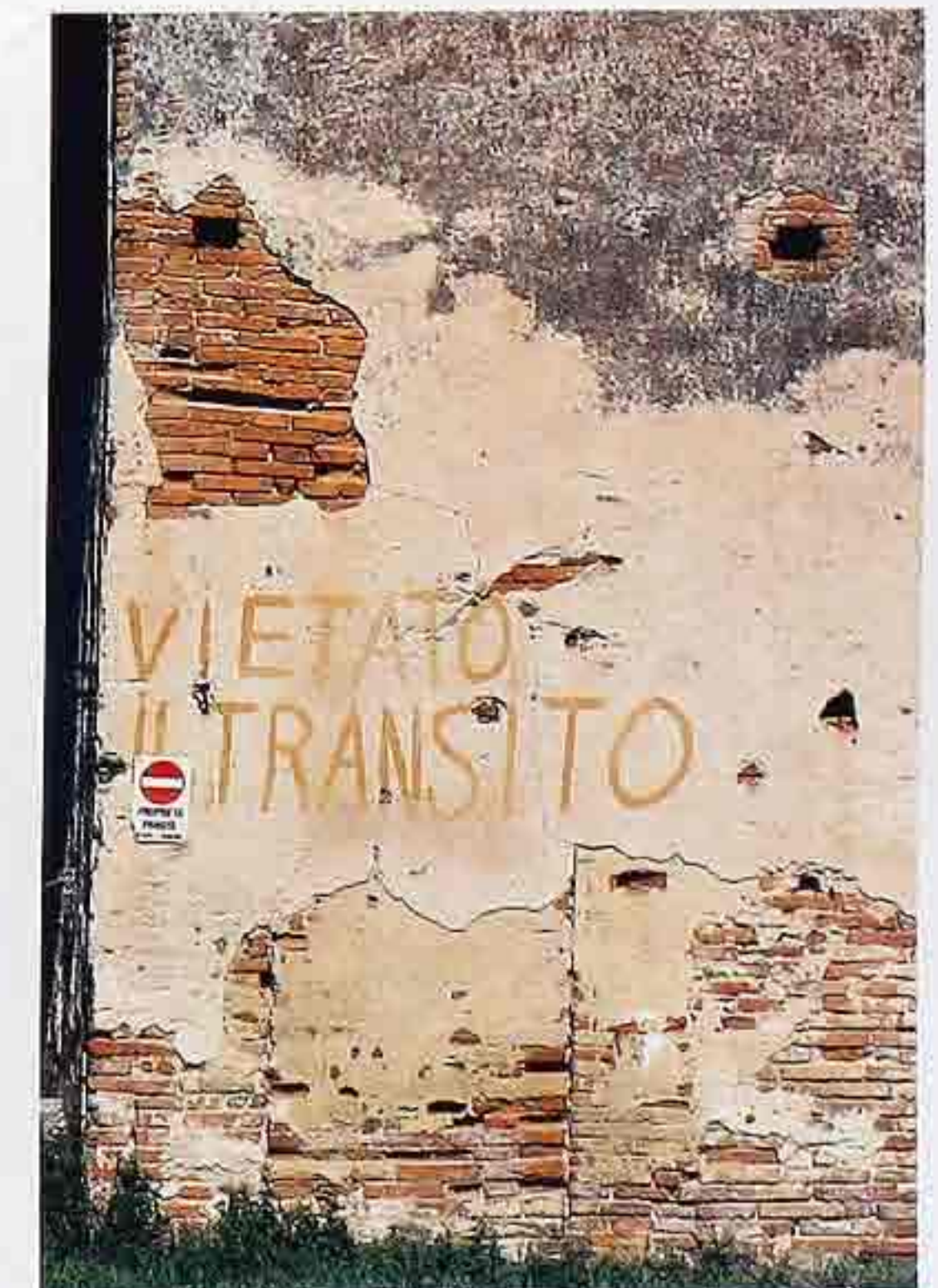
WA-260 Weathered stucco exposing structural brick and stone. Original plasterwork included faux-stone quoins and blocks in running bond



WA-261 Weathered stucco wall with pilaster



WA-262 Weathered whitewashed mud-stucco with invasive tropical vegetation on garden wall



WA-263 Weathered stucco with concrete patches, graffiti, and exposed structural brick and stone




WA-264 Courtyard wall. Top to bottom: rowlock and header brick coping; cast concrete (left); running-bond brick pilaster; roughly squared fieldstone base



WA-265 Brick-and-fieldstone lamppost at driveway entry, Arts and Crafts residence



WA-266 Courtyard wall. Top to bottom: cast-concrete coping; saw-tooth brick course; light-colored stone, herringbone-bond brick in concrete frame; painted brick; stone base



WA-267 Coursed ashlar stone panel in brick frame, garden wall



WA-268 Single courses of slate alternating with double courses of brick in running bond, garden wall



WA-269 Random-bond brick with roughly squared fieldstone

MIXED MATERIALS



WA-270 Vertical planks of weathered cedar shaped to fit profile of fieldstone base



WA-271 Colored stucco wall with fossil-stone coping and base



WA-272 Boulders and large cobbles randomly interspersed with custom-bond brick, openings filled with grillework or screen blocks, battered garden wall


MIXED MATERIALS



WA-273 Diamond-shaped panels on half-timbered and pegged construction



WA-274 Stucco and wood-planked infill; timber-frame construction; traditional Japanese wood lattice window



WA-275 Stucco infill; post-and-beam wall with decorative metal tie-irons at intersections of posts and beams, bell-shaped sliding shutter



WA-276 Half-timber construction with corbels under jetty; leaded windows, and console supports under oriel, 16th- or 17th-c. English house



WA-277 Half-timbering with brick infill (top) and stucco (bottom), 17th-c. French house

MIXED MATERIALS




WA-278 Decorative half-timbered facade with concrete infill and copper "timbers," 20th-c. residential building



WA-280 Half-timbering; fieldstone under jetty, 16th- or 17th-c. English house

MIXED MATERIALS



WA-279 Post-and-beam construction with stucco and wood-plank infill; partially dressed timber post, traditional Japanese building



WA-281 Timber frame with infill of undulating stucco and framed planks, traditional Japanese building



WA-282 Half-timber with brick infill; fieldstone first story, 16th- or 17th-c. English house



WA-283 Half-timber with stucco infill, 15th- or 16th-c. French house



WA-284 Half-timber with brick infill, 15th- or 16th-c. French house



WA-285 Decorative half-timbered facade with flat wood "timbers," brick infill, and bay windows, 20th-c. house

MIXED MATERIALS



WA-286 Ancient arcade. Top to bottom: roughly squared stone; diaper brickwork; courses of stone and Roman brick, weathered tile with substructure, brick-and-stone arches; coursed-ashlar stone



WA-287 Banded brick-and-stone arches with carved ornament in keystones and spandrels



WA-288 Uncoursed rubble wall with brick-framed windows and brick belt courses; cambered arch window with trompe l'oeil grille and shutters



WA-289 Coursed ashlar on inside-corner turret with corbelled jetty and adjacent upper story; remaining walls of brick

MIXED MATERIALS



WA-290 Rusticated stone blocks in running bond, surrounded by brick; egg-and-dart pilaster cap and molding, with relief ornament band between stories




WA-291 Half-timber upper story with brick infill and stucco lower story with stone quoins




WA-292 Brick with stone quoins between spandrels with geometric tile patterns



WA-293 Black granite base with metal-and-glass curtain wall, modern commercial building




WA-294 Banded running-bond brickwork on upper stories with supergraphic running repeat in cast concrete or stone, modern commercial building



WA-295 Brick in running-bond bands with stone or precast concrete, modern commercial building



WA-296 Brick, metal mesh, and stone, modern commercial building



WA-297 Stainless steel cladding and brick, modern commercial building



WA-298 Metal-framed glass panels with colored and patinated metal, modern commercial building



WA-299 Split-face sandstone veneer next to colored-glass or plexiglass-clad wing, modern commercial building



WA-300 Split-face sandstone with glass block and tile (top left), modern commercial building



WA-301 Glass and stone curtain walls, modern commercial building

MIXED MATERIALS




WA-302 Top to bottom: batten-seam metal cladding; cast concrete or stone; metal shingles; metal-framed glass, modern commercial building



WA-303 Concrete building with metal trim



WA-304 Stone veneer and brick wing with stone-veneer quoins, modern commercial building



WA-305 Top to bottom: patinated corrugated metal cladding; coursed ashlar sandstone with rock-face belt course, modern commercial building

MIXED MATERIALS



WA-306 Glass-block tower with stepped cast concrete at base next to cast-concrete Art Deco-style modern residential building



WA-307 Stone-veneer lower story and tile-clad upper stories, modern commercial building



WA-308 Glass, stone, and brick modern commercial building



WA-309 Interior metal cladding with banded brick below, modern industrial building

FACADES





FA-1 Corner detail of clear-coated verdigris cladding, with grouted seams



FA-2 Steel or aluminum wall standing-seam cladding, modern commercial building



FA-3 Weathered stamped-tin sheathing in faux stone pattern



FA-4 Painted corrugated metal screen wall with elliptical cutouts, urban park




FA-5 Bronze over stainless steel spandrel panel with a raised edge and adjoining window (top right)



FA-6 Weathered flat metal panels with visible fasteners, probably lapped, exterior wall of industrial building




FA-7 Metal-clad modern house. Top: adjacent vertical strips; strip window; bottom: flush panels (left); contrasting metal entry (right)




FA-8 Flush curved mirror-finished stainless steel cladding, modern commercial building



FA-9 Brushed stainless steel cladding with stamped ornamental moldings and exposed fasteners, American diner



FA-10 Vertical cladding with hammered finish



FA-11 Weathered and naturally patinated pier with prominent fasteners, ancient Japanese entry




FA-12 Corrugated metal patinated shingles surrounding strip windows and skylights



FA-13 Copper cladding, modern commercial building



FA-14 Curtain wall; spandrel panels with dimensional geometric pattern, modern commercial building




FA-15 Flush cast-bronze cladding, entry of modern institutional building



FA-16 Galvanized metal cladding in running-bond pattern



FA-17 Copper panels, possibly with standing vertical seams, lapped horizontally




FA-18 Metal strips wrapped around a semicircular facade with irregular laps and visible fasteners



FA-19 Possibly galvanized steel, batten-seam vertical panels



FA-20 Corrugated galvanized steel panels with visible fasteners, modern commercial building



FA-21 Painted curved corrugated metal panels with visible fasteners and strip windows, modern residential building



FA-22 Flush galvanized panels, modern commercial building



FA-23 Weathered panelized wall system with stamped diamond pattern, modern apartment house



FA-24 Painted and patinated metal panels with lapped seams, modern commercial building




FA-25 Reinforced concrete frame with black acid-etched stainless steel panels and windows, modern institutional building



FA-26 Stainless steel shingle cladding with lapped seams, modern institutional building



FA-27 Ovoid projection on facade made of custom fabricated metal panels, modern commercial building



FA-28 Stamped metal panels in a triangular pattern on space frame, entry to modern commercial building



FA-29 Fully glazed curved curtain walls with mirror glass



FA-30 Banded curtain wall, alternating mirror glass and solid spandrel panels



FA-31 Banded curtain wall, alternating mirror glass spandrels and windows

Photo: Cuy Gurney



FA-32 Cladding system of staggered spandrel elements, probably pre-cast concrete and glass.



FA-33 Curtain wall around a stair tower with glass panels secured at corners by a bracket system and seams sealed with silicone



FA-34 Banded curtain wall, alternating mirror glass and solid spandrel panels




FA-35 Glass-block curtain wall with rounded corner

CURTAIN WALLS



FA-36 Left to right: fully glazed; alternating solid spandrel panels and glazing; curtain-wall system with column covers and glazed units



FA-37 Fully glazed curtain wall with glass inset above curve; recessed mirror glass at bottom reflects trees in courtyard




FA-38 Fully glazed curtain wall, shading louvers visible at lower level. Projections may be structural bracket system or ornamental



FA-39 Panelized cladding system with fully glazed curtain wall of light spectrum-producing glass or plastic enclosing elevator shaft

CURTAIN WALLS



FA-40 Fully glazed curtain wall of bronze mirror glass with horizontal mullions emphasized



FA-41 Fully glazed curtain wall, windows with metal frames




FA-42 Photovoltaic-panel cladding, modern commercial building

CURTAIN WALLS



Photo: Austin, Patterson, Disston


FA-43 New Alaskan yellow cedar shakes in common coursing, corner detail



FA-44 Weathered sawn shingles in fish-scale pattern on ogee roof



FA-45 Clapboard and sawn siding in fish-scale pattern with corner board, flat applied trim, and lunette window



FA-46 Painted shakes in staggered course

SHINGLES



FA-47 Painted sawn shingles in fish-scale pattern, gable detail



FA-48 Painted sawn shingles in fish-scale pattern on shed dormer




FA-49 Weathered Alaskan yellow cedar shakes in common coursing and segmental arch window, corner and roof detail

Photo: Austin, Patterson, Disston



FA-50 Cut shingles on gable. Top: wave pattern around bull's-eye window; bottom: fish-scale pattern

Photo: The Preservation Society of Newport County



FA-51 Left: shakes in common coursing with scalloped cut shingles; right: cut shingles, alternating fish-scale and scalloped patterns; shake border



FA-52 New Alaskan yellow cedar shakes in common coursing, eyebrow window; gambrel roof

Photo: Austin, Patterson, Disston



FA-53 Bituminous shingles in diamond pattern (top), staggered course (bottom)



FA-54 Bituminous shingles in staggered course below bracketed cornice



FA-55 Bituminous shingles in faux ashlar stone pattern



FA-56 Weathered bituminous shingles in faux brick pattern, exposed wood cladding



FA-57 Bituminous shingles in multicolored hexagonal pattern



FA-58 Bituminous shingles in faux brick pattern



FA-59 Brick facade with polychrome glazed ornamental details: bracket cornice, cartouches, garlands, ancon, and rope molding around semicircular windows.



FA-61 Polychrome architectural terracotta facade with arabesque ornament



FA-63 Plain masonry facade with architectural terracotta ornament



FA-60 Ornate banded stone-finish architectural terracotta facade with pilasters




FA-62 Glazed polychrome relief tiles with dragon design on exterior wall


Photo: Duane Langensviller




FA-64 Brick facade with polychrome terracotta ornament



FA-65 Mosaic entablature with arabesque ornament and cartouche



FA-66 Glazed tiles with Middle Eastern pattern and tile-trimmed windows, courtyard wall



FA-67 Marble mosaic wall adjacent to a marble pilaster



FA-68 Textured matte tiles with glass-block windows, entry of modern house



FA-69 Mosaic with horizontal bands of tiles in geometric pattern, entry of modern apartment house



FA-70 Glazed patterned tiles around square windows with metal grille and wood shutter and ogee windows with grille, Turkey



FA-71 Polychrome tiles in geometric patterns on walls and balconies of modern apartment house



Photo: Meredith Barchat

FA-72 Traditional bright colors painted on stucco walls, door, and shutters, Central America



FA-73 Traditional red painted wood-infill post-and-beam facade and paneled door, Japanese entry gate



FA-74 Brick wall with painted geometric design and painted metal sculptural elements on store exterior



FA-75 Trabeated cast-iron facade painted in nontraditional colors



FA-76 Painted textured stucco with contrasting color around window, contemporary house



FA-77 Tudor-arch doorway and adjacent oriel painted with exterior gloss colors, 19th-c. storefront



FA-78 Stucco-covered adobe painted with floral and ornamental bands on facade with window and exposed lintel, 18th-c. American Southwestern mission

PAINTED WALLS



FA-79 Polychrome house with octagonal turret, steep gable dormer, prominent bargeboards, fish-scale cut siding, and modillion cornice, 19th-c.




FA-80 Octagonal turret on contemporary polychrome house, modillion cornice, repeated ornament, and ornamental shutters around windows



FA-81 Painted garage with shingles on gable end, vertical tongue-and-groove siding and door

PAINTED WALLS



FA-82 Weathered trompe l'oeil quins and stone detail on Tuscan wall



FA-83 Weathered trompe l'oeil moldings and pediment around shuttered windows on Tuscan wall



FA-84 Courtyard wall of painted stone and concrete block with scribed lines simulating masonry, Indonesia



FA-85 Courtyard wall and steps: weathered pilasters with painted flutes and ornament, Indonesia



FA-86 Decorative painting of foliated ornament around rusticated arch and window on stucco Tuscan wall



FA-87 Sgraffito depicting pilasters, enriched archivolt, classical moldings, reticulated band with paterae on wall, Italy

PAINTED WALLS



FA-88 Painted geometric pattern on brick facade of industrial building (paint manufacturer)



FA-89 Multicolored painted plywood cladding on building under renovation



FA-90 Trompe l'oeil clouds and sky on brick facade with dog-tooth courses



FA-91 Trompe l'oeil stucco simulating adjacent masonry on belfry, dome with chamfered corners, 19th-c. mission

PAINTED WALLS



FA-92 Weathered painted stucco over exposed brick with half-timber gable above



FA-93 Painted stucco facades, Italian riverfront buildings

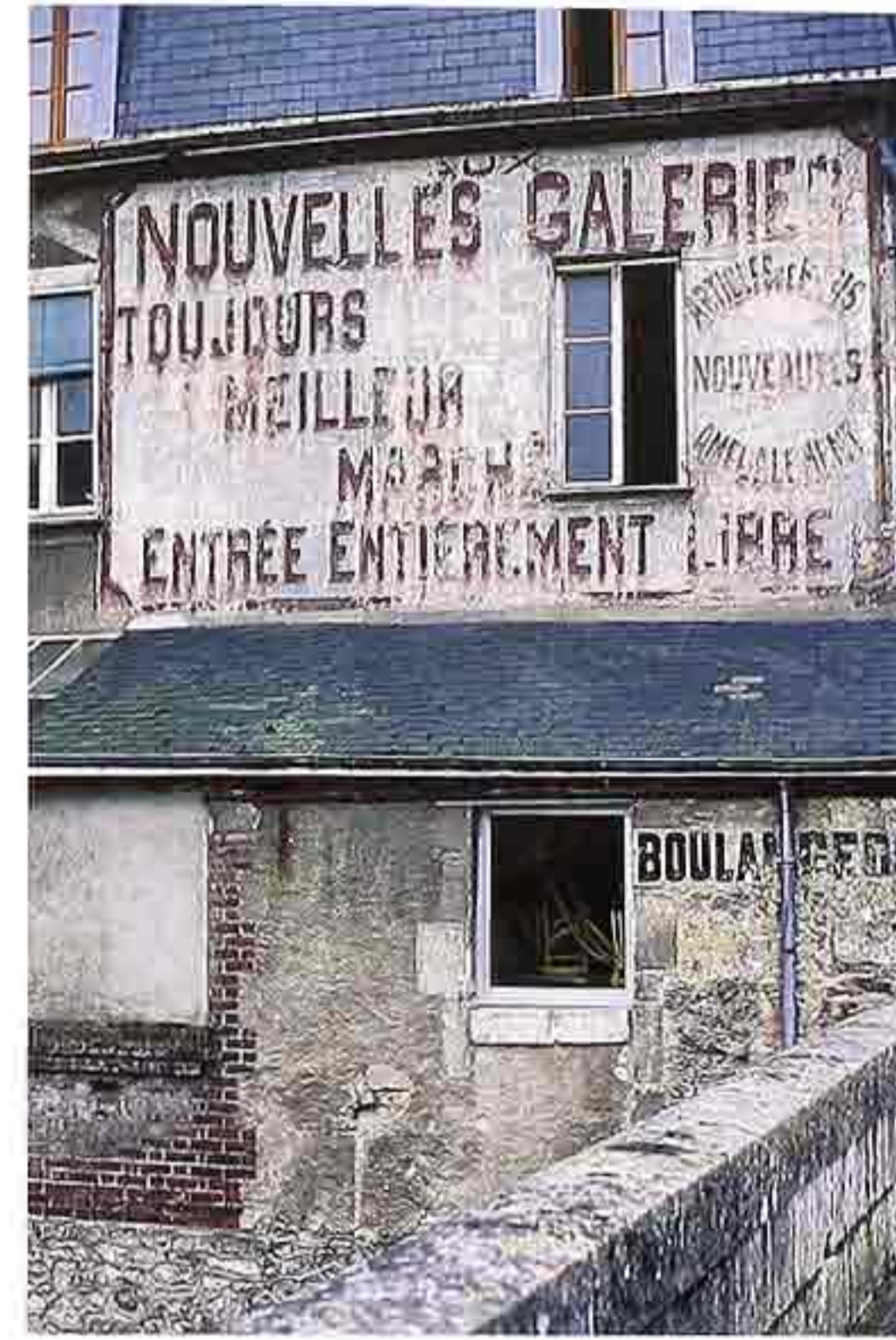


FA-94 Weathered painted clapboard facade

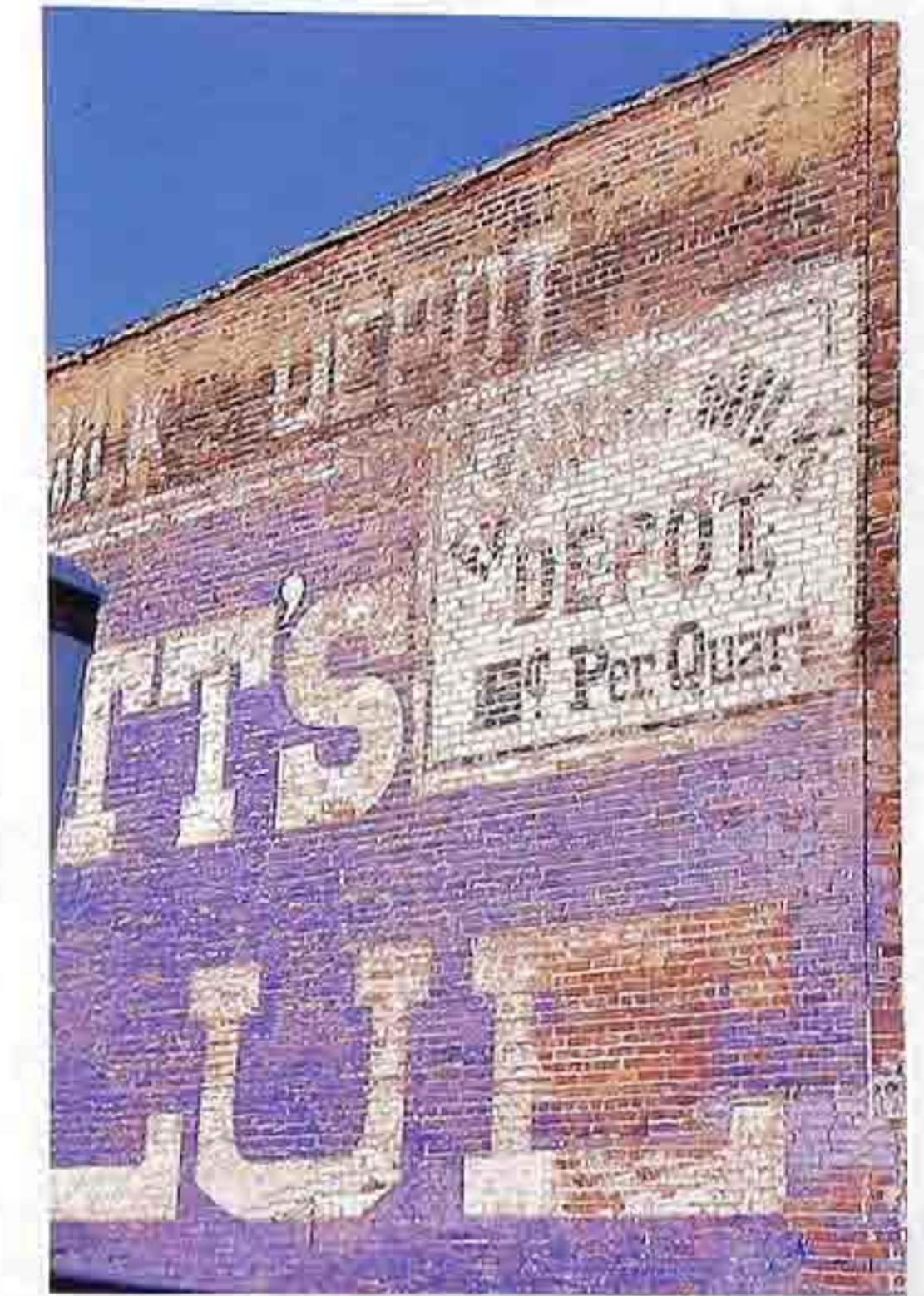


FA-95 Weathered painted stucco over brick

PAINTED WALLS



FA-96 Painted advertisement on stucco wall, France



FA-97 Weathered painted advertisement on weathered urban brick wall



FA-98 Peeling paint on poured-in-place concrete frame with scored simulated masonry joints



FA-99 Peeling paint on brick garden wall with stone base



FA-100 Weathered painted vertical board-and-batten wall and adjacent masonry structure



FA-101 Weathered painted clapboard and siding with diagonal board framed door

PAINTED WALLS

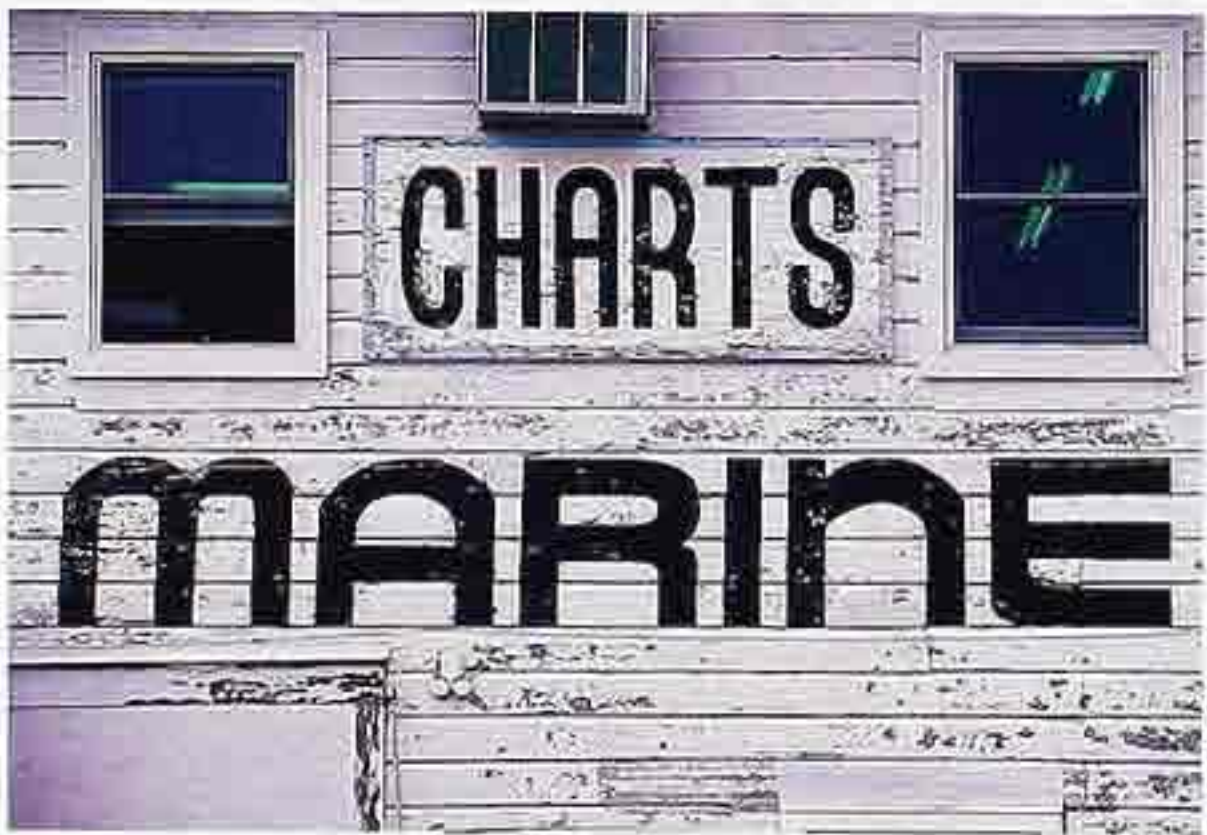


FA-102 Sign painted in graffiti style on brick and corrugated metal urban wall



FA-103 Painted advertisement on brick facade

Photo: Duane Langenwaller



FA-104 Painted sign on painted tongue-and-groove facade




FA-105 Painted sign on brick facade with loading door




FA-106 Painted sign on blank brick facade



FA-107 Graffiti painted on brick pier between garage doors




FA-108 Detail of polychrome compound-arch portal in Gothic style, with three jamb shafts



FA-109 Stair tower with engaged columns and spiral balustrade



FA-110 Brick facade with traditional stone carving and grotesque figures, Indonesian temple



FA-111 Diamond-patterned brick facade with window arcade, framed by a rusticated corner pilaster and cornice



FA-112 Molded cornices and window surrounds with running ornament on multistory masonry facade



FA-113 Balconies over portal, broken pediment, and ornate details on multistory masonry facade



Photo: Meredith Bancinar

FA-114 Ornate balconies of carved and pierced wood on multistory facade, India




FA-115 Stucco facade with older arches embedded in the wall adjacent to modern windows



FA-116 Art Deco facade, highly polished stone cladding with geometric ornament below white glazed brick



FA-117 Neo-Gothic ornamental features with ornamental spandrels in brick facade



FA-118 Brick facade with stone or cast ram's-head-and-snake ornaments and running geometric ornament in spandrel bands



FA-119 Brick facade with decorative masonry frieze of sculpted spandrels between windows



FA-120 Stone facade with relief foliated arabesque ornament on spandrels



FA-121 Brick facade with rusticated and heavy embellishment in brownstone or terracotta



FA-122 Facade clad in heavily embellished relief panels



FA-123 Portal with coupled engaged columns and balcony heavily ornamented and embellished with cartouches, 18th-c. English country house

FACADE ORNAMENT



FA-124 Polychrome facade with low relief ornament in stucco and cast concrete, Art Deco hotel



FA-125 Curtain-wall system of multicolored panels, supergraphic, modern commercial building



FA-126 Curving glass curtain wall above stone-veneer facade with expressed piers and keyhole window surrounds, modern commercial building




FA-127 Trabeated facade finished in colors suggesting post-and-lintel construction, modern mixed-use building

FACADE ORNAMENT



FA-128 Curtain wall with geometric design in clear and opaque glass spandrels and column covers with raised edges and mullions.



FA-129 Curtain-wall panels in multiple bands with ventilation grilles incorporated in projecting ornamental pyramidal and circle-in-square motifs



FA-130 Facade of simple punched windows, curvilinear balconies, and large-scale open grid, modern apartment house



FA-131 Trabeated facade with multicolored infill and spandrel panels, modern commercial building



ORNAMENT & MOLDING





OM-1 Bands. Top to bottom: triangles and rosettes; square inset panels with star and rosette; gilded foliated motif, vertical reeding, dart motif



OM-2 Cast bronze octagonal coffer with central rosette surrounded by shell-motif molding



OM-3 Cast bronze frieze based on classical entablature: Pegasus figures ("metopes") alternating with "torch" ornaments ("triglyphs")



OM-4 Bands. Top to bottom; stylized Vitruvian scroll with shell antefix; vertical corrugated pattern; rope molding, and foliated ovolo molding with pattern reversed at center



OM-5 Volute on bronze scrolled pediment. Molding, top to bottom: corona with band ornament; egg-and-dart ovolo; tongue-and-dart cyma reversa



OM-6 Bronze panels with vertical reeding below geometric profile with floral medallions and banded geometric ornamented frame



OM-7 Detail of bronze scrolled pediment with anthemion finials



OM-8 Nickel-silver-plated bronze or cast stainless steel spandrel panels with seahorse ornament



OM-9 Carved wood ancon with mascarón



OM-10 Antic bracket in the form of a dragon



OM-11 Brackets: square panel surrounded by a garland with a lion's-head antic in front of a scroll



OM-12 Console with acanthus leaves



OM-13 Foliated ornament over doorway flanked by zig-zag (top) and denticulated (bottom) bands



OM-14 Corner detail of plain tablets with festoons and drapery ornament



OM-15 Console with acanthus leaves, flanked by festoons



OM-16 Antic ornament, Indonesia



OM-17 Sculptural vignette set in a plain plastered corner



OM-18 Antic corner ornament, Indonesia



OM-19 Ornament, griffin holding a book



OM-20 Polychrome relief carving, monkeys in a tree, Japan



OM-21 Lion gargoyle



OM-22 Cartouche with building date



OM-23 Cartouche with regimetal arms surrounded by flags, cannons, drums, and life



OM-24 Cartouche with building number above guttae, with festoon and center antic



OM-25 Tympanum with foliated ornament, concave oval cartouche with gilded building number



OM-26 Consoles flanking a date stone with bird ornament in relief



OM-27 Convex oval cartouche with building number over a plain lintel with a festoon



OM-28 Weathered stone tablet with Latin inscription




OM-29 Sandstone cartouche in square panel with a mascaron inside a sunburst



OM-30 Cartouche with Arabic inscription, surrounded by foliated ornament



OM-31 Large cartouche surmounted by a crown, with molded frame with crossettes, surrounded by smaller cartouches of similar design



OM-32 Three cartouches over an entryway, the center one flanked by two cherubs



OM-33 Ornamental band with serpentine motif and rosette in an octagonal frame




OM-34 Ornamental band with rosettes in a Greek-key motif, over egg-and-dart molding



OM-35 Ornamental band with Vitruvian scroll below blind balustrade



OM-36 Foliated ornament and open book with Hebrew inscription on base course of a corbel under an oriel



OM-37 Polychrome ornamental bands: wide central band with a circle motif, flanked by thin bands with linear patterns; foliated band on the bottom



OM-38 Ornamental band with interlocking palm motif below the coping of a garden wall



OM-39 Shaft on a mascaron bracket. At left, foliated sculptural panel with a cherub



Photo: The Preservation Society of Newport County

OM-40 Portal with sculpted spandrel, ancon keystone below Doric-style entablature with sculpted metopes and triglyphs




OM-41 Figurative finial on a wall buttress



OM-42 Anta with relief winged mythological figure holding palm fronds below cornice with egg-and-dart ovolo molding and an alternating dentil and modillion band




OM-43 Niche covered by a baldachin on Gothic-style entry



OM-44 Stepped and foliated ornamental pattern with antic figure on temple entry, Bali



OM-45 Cartouche surmounted by antic. Enriched molding, top to bottom: foliated cyma reversa; foliated cyma recta; egg-and-dart ovolo; tongue-and-dart; bead-and-reel



OM-46 Mascarons and botanical ornaments on a concave molding on an archivolte



OM-47 Foliated shaft with Mesoamerican-style mascarons




OM-48 Foliated ornament with acanthus leaves on weathered stone door surround



OM-49 Gilded ornament: large medallions, foliated band, bracket with a mascarons, and central finial



OM-50 Carved stone mascarons keystone



OM-51 Stone relief frieze over entry: bull's-eye window framed by draped figures, scroll motifs, and Composite capitals on flat pilasters



OM-52 Arch with sculpted spandrel. Entablature with frieze and festoons between consoles terminating in guttae below molding

ARCHITECTURAL ORNAMENT



OM-53 Stylized broken scrolled pediment over a plain cornice and inscribed architrave



OM-54 Door surround with rosettes; cavetto cornice with anthemion motif and antefix at corner; pier capped by anthemion



OM-55 Crossette surround with Greek-key motif, terminated with three guttae; framed lozenge design in spandrel panel



OM-56 Left: scrolled archivolt terminating at a foliated impost; right: banding with guilloche pattern

ARCHITECTURAL ORNAMENT



OM-57 Greek-key band with square floral element; jamb molding with rosettes framed by ornated ovolo molding



OM-58 Corner detail of foliated ornament, shield device, and grotesque



OM-59 Antefixes on cornice over a portal, the center one a mascaroon



OM-60 Foliated arabesque frieze with central lion's head over an arcade




OM-61 Top to bottom: cartouche over a niche; alternating ornamental panels with quatrefoil devices with rosettes; Gothic molding




OM-62 Reverse and repeat running ornament above a cornice: from center out: anthemion, volute, torche, volute, foliated ornament, plain patera



OM-63 Bottom right: Vitruvian scroll; upper left: egg-and-dart molding. Fascia above and below ornated molding



OM-64 Stone molding. Top to bottom: egg-and-dart, dentil band, fascia, egg-and-dart ovolo, foliated band, leaf- or heart-and-dart, fascia between two bead-and-reel moldings



OM-65 Cornice on console. Top to bottom: anthemion cyma recta, leaf-and-dart cyma reversa, modillion band, egg-and-dart ovolo molding, dentil band




OM-66 Corner detail of enriched ovolo molding with trailing foliated pattern; bead-and-reel framing foliated design flanked by rosettes



OM-67 Entablature. Top to bottom: leaf-and-dart, plain corona, cyma, dentil band, egg-and-dart molding, foliated frieze, modified tongue-and-dart cymatium. Capital: egg-and-dart echinus, bead-and-reel, anthemion cavetto



OM-68 Simple Attic base with torus, fillet, scotia, torus, plinth



OM-69 Stepped fascia moldings, inset panels, corbelled block, and modillion-like elements



OM-70 Cornice. Top to bottom: plain ovolo molding, dentil band, plain cyma reversa, plain cyma recta



OM-71 Corinthian entablature. Top to bottom: cyma recta with anthemion, rosette-and-modillion cornice, egg-and-dart ovolo molding, dentil band, foliated frieze, tongue-and-dart cyma reversa



OM-72 Corner detail of egg-and-dart ovolo molding



OM-73 Metal cladding suggesting a frieze and cornice, "entablature" broken at corner to reveal the soffit of the "cornice," modern building facade



OM-74 Metal fascia bands suggesting molding, modern building facade



OM-75 Corner detail of metal fascia bands suggesting a classical entablature, the continuation of mullions suggesting a modillion band



OM-76 Metal panel with fascia framing bead molding, modern facade



OM-77 Cast metal molding. Top to bottom: cyma recta, cove, stepped fillets, cavetto, cyma recta, cyma reversa



OM-78 Metal fascia bands suggesting a classical entablature, broken at the division between bays (detail of OM-75)



OM-79 Metal molding in a panelized wall system resembling an exaggerated bead molding flattened when it turns the corner




OM-80 Stone base molding with a large bead and plinth with a chamfered top edge



OM-81 Abstracted cornice with a suggestion of a dentil band



OM-82 Dentilated cornice with enriched moldings; crossette over window (left)



OM-83 Top to bottom: modillion band, frieze with Greek-key pattern; foliated arabesque capital; banded neck; rusticated corner pier



OM-84 Doric entablature with block modillion band and frieze with discs in metopes alternating with triglyphs



OM-85 Top to bottom: heart-and-dart, ogee, egg-and-dart, ovolo moldings, plain frieze, leaf-and-dart moldings



OM-86 Triglyphs with guttae alternating with plain metopes; mutules with guttae in the soffit



OM-87 Ornamented corbelled courses. Top to bottom: Gothic cornice, three rows of billet molding, zigzag band, Gothic cornice



OM-88 Cornice. Top to bottom: serpentine band; modillion band; Gothic cornice. Dentilated archivolte at bottom



OM-89 Polychrome quatrefoil motif on a circular rose window, with acanthus motif on reverse ogee



OM-90 Top to bottom: Corinthian cornice; block modillions between coffers with rosettes; egg- and leaf-and-dart moldings; simple fascia; bead-and-reel molding; tongue-and-dart molding



OM-91 Cornice with simple modillion



OM-92 Classical entablature: plain architrave, no frieze, modillion band on cornice on weathered tin facade. Weathered tin Corinthian capitals



OM-93 Corner detail of Corinthian entablature: plain frieze and moldings; rosettes in coffers and in the soffit between the modillions




OM-94 Architrave with sculpted and inscribed frieze, modillion band; figurative sculpture in tympanum




OM-95 Weathered Ionic entablature with remains of a dentil band and an egg-and-dart ovolo molding below it



OM-96 Doric entablature: wreaths substituted for two triglyphs in the frieze; plain mutules in the soffit



OM-97 Vertical reeded band below modillion band and on neck of pilaster capital



OM-98 Weathered Corinthian cornice with inset panels in the frieze



OM-99 Two cornices, the lower supported by flat pilasters with molded imposts with scalloped dentil motif; balustrade in the frieze position



OM-100 Corinthian entablature with a vine-like guilloche in an otherwise plain frieze; modillions in traditional scroll profile

ENTABLATURE



OM-101 Frieze with a continuous figurative relief on the cornice



OM-102 Entablature with Doric features: triglyphs alternating with heraldic ornament in the frieze, quasi-dentil band, and soffit without mutules. Stylized Corinthian capital



OM-103 Corinthian entablature. Top to bottom: block modillions alternating with rosettes in corona soffit; plain frieze



OM-104 Two-banded architrave, festooned frieze flanking Corinthian pilasters

ENTABLATURE



Photo: Peter Miller

OM-105 Roman Doric-style entablature; discs in metopes; rosettes in coffers alternating with plain mutules in the soffit



OM-106 Three-banded architrave, plain shallow soffit, raised panels surrounded by leaf-and-dart molding over architrave



OM-107 Two-banded architrave with rosettes, leaf-and-dart molding, cavetto cornice with anthemions



Photo: Peter Miller

OM-108 Greek Doric-style entablature: plain architrave, triglyphs and plain metopes in the frieze, mutules with guttae in the soffit



COLUMNS, POSTS & ARCHES





Photo: Austin, Patterson, Disston

CP-1 Column c. 1920 in Greek Doric style with a smooth stucco finish



Photo: Peter Miller

CP-2 Ionic capital and entablature with Greek styling



CP-3 Doric capital with Roman styling, egg-and-dart motif in echinus; rosettes on neck of engaged column



CP-4 Ionic capital with Roman styling



CP-5 Ionic capital with festoon between the eyes of the volutes and ornament on abacus



CP-6 Angular capital with rosette motif on necking and festoon on abacus

CAPITALS



CP-7 Adaptation of a Corinthian capital in Romanesque or Byzantine style



CP-8 Composite capital with idiosyncratic necking between astragal and acanthus leaves



Photo: Peter Miller

CP-9 Corinthian capital and entablature




Photo: Peter Miller

CP-10 Corinthian capital and entablature

CAPITALS



CP-11 Doric capital with Roman proportions; characteristic Greek groove replacing astragal molding



CP-12 Tuscan capital under an overhang with balustrade



CP-13 Romanesque- or Byzantine-style adaptation of a Corinthian capital



CP-14 Modern derivatives of Byzantine-style square capitals serving as imposts on octagonal shafts



CP-15 Modern derivative of early French Gothic-style capital with acanthus motif and oversized impost



CP-16 Capital with lotus and acanthus leaves, derivative of ancient Greek style



CP-17 Tuscan capital on corner pilaster



CP-18 Roman-style Doric capitals on adjacent engaged column and pilaster, egg-and-dart echinus, and typical Doric entablature



CP-19 Corinthian capital on flat pilaster below weathered entablature with egg-and-dart and dentilated moldings



CP-20 Romanesque capitals on a series of pilasters and jamb-shafts in compound arch

CAPITALS



CP-21 Capital with profile derivative of Doric capital; necking ornamented with anthemion on a square corner pier with dentilated molding



CP-22 Cast-iron pilaster and capital with lotus motif



CP-23 Byzantine- or Egyptian-style capital on smooth jamb-shaft in portal



CP-24 American-order capital and entablature with egg-and-dart molding, arabesque frieze, and block modillions

CAPITALS



CP-25 Ionic capital with fluted necking on pilaster



CP-26 Idiosyncratic angle capitals with fluted necking on corner pilaster



CP-27 Ancient capital

Photo: Guy Gurney



CP-28 Modern square capital with fluting



CP-29 Abstract geometric reference to a capital in stone veneer, modern commercial building



CP-30 Art Deco-style capital in glass and metal with non-regular octagonal profile, lit from inside



CP-31 Idiosyncratic marble Attic base with foliated ornament draped over torus on plinth



CP-32 Attic base of weathered column in volcanic stone with banded rusticated shaft



CP-33 Marble Attic base with foliated ornament on upper torus on plinth in contrasting stone with Greek-key molding; ornamented fluting



CP-34 Attic base on a thin plinth. Top to bottom: torus; fillet; scotia; fillet; torus



CP-35 Doric base of heavily weathered volcanic stone column on square plinth



CP-36 Attic base of weathered travertine column on square plinth



CP-37 Attic base of travertine engaged column on octagonal plinth



CP-38 Attic base on square plinth with detail of fluting



CP-39 Weathered marble column with Attic base on stepped octagonal plinth; right: brick pilaster on square marble base



CP-40 Left: marble pier base with Attic profile and ogee molding below plinth; right: jamb-shafts with Attic-profile bases above plinths



CP-41 Medieval column and base on volcanic stone plinth



CP-42 Banded brick and stone jamb-shafts; base with shallow, elongated scotia over torus on plinth with scalloped corner




CP-43 Square pilaster with typical Roman Corinthian Ionic base; mason's miter on outside corner



CP-44 Travertine column on Attic base on square stepped plinth



CP-45 Banded granite veneer pilaster on Tuscan-style base, entry of modern commercial building



CP-46 Square pier on base of granite veneer with geometric abstraction of a scalloped plinth, portico of modern commercial building




CP-47 Pier of granite veneer on Tuscan-style base, entry of modern commercial building



CP-48 Banded stone-veneer pier on base, grouted corner and joints, modern commercial building



CP-49 Hand-hewn beveled timber post on a honed stone base with rounded edge



CP-50 Marble column with compound square base. Left: Attic profile base on a high plinth; right: Attic profile



CP-51 Square metal base, Attic profile with enlarged scotia and diminished upper torus



CP-52 Timber post on a square chamfered stone base



CP-53 Natural boulders supporting timber posts under deck of pavilion in Japanese garden pond



CP-54 Gilded relief ornamental metal sheath covering the base of a timber post



CP-55 Heavily weathered painted octagonal wood base in Carpenter Gothic style



CP-56 Timber post on square stone base with carved design, Indonesia



CP-57 Timber post on stone base with carved animal design, Indonesia




CP-58 Heavily weathered marble ancient Roman fluted column with Attic base



CP-59 Fluted column with Doric base on round pedestal with Attic base and floral ornament



CP-61 Bundled terracotta shafts. Left: chevron pattern; right: reticulated pattern



CP-62 Heavily weathered ancient Roman column with remnants of Attic base



CP-60 Marble Salomonic column shaft with Cosmatesque fluting



CP-63 Cast-iron column with Doric/Tuscan base and a band of round ornaments on round pedestal with Attic base



CP-64 Wreathed column in mosaic with floral design



CP-65 Center: partially fluted shafts with band of anthemion ornament and visible joints between drums; right: flat pilaster with brick and ornamented bands



CP-66 Partially fluted and banded Corinthian columns with relief ornament



CP-69 Jamb-shaft with spiral fluting and angle capital with volutes



CP-70 Corinthian columns with fluted shafts



CP-67 Stone entryway with partially fluted Salomonic columns, garland ornament, and Composite capitals



CP-68 Gothic-style jamb-shafts with annulets; varied shaft treatments: spiral fluting and stepped helical geometric pattern



CP-71 Corner cluster of three columns with unresolved capitals



CP-72 Corinthian columns with partially fluted shafts next to flat pilasters



CP-73 Roman-style Doric columns with Attic base supporting portico; pedimented door




CP-74 Corinthian columns supporting portico



CP-75 Marble Ionic columns with fluted shafts; wall with bull's-eye windows; marble entablature



CP-76 Double row of Ionic columns with plain entablature



CP-77 Corinthian fluted columns with engraved entablature



CP-78 Ionic fluted column with pronounced entasis



CP-79 Greek Doric columns with typical entablature



CP-80 Pilasters with a mosaic zigzag pattern, restaurant facade.



CP-81 Compound corner pier, modern commercial building




CP-82 Flush fluted pilasters with Corinthian-style capitals




CP-83 Antae of adjacent cast-iron buildings. Left: Corinthian pilaster with fluting; right: fluted shaft with eclectic capital and adjacent jamb-shaft



CP-84 Stone pilasters with flutes and banded rusticated bases



CP-85 Banded stone pilasters with raised vermiculated panels alternating with honed bands.



CP-86 Glazed architectural terracotta Ionic pilasters with fluted shafts and angle-capitals; entablature with festoon, capped with balustrade



CP-87 Pilaster with trapezoidal profile, cabled, with a diminished capital resembling an Egyptian bell capital



CP-88 Weathered painted pilasters in a blind arcade with semicircular arches



CP-89 Stone pilasters with Byzantine or Romanesque capitals against windowed wall




CP-92 Corinthian engaged columns




CP-93 Triplet of engaged Romanesque columns with foliated entablature



CP-90 Brick pilaster with dentil motif at the capital and blind cambered or very shallow segmental arch; denticulated molding above arch



CP-91 Corinthian flat pilaster next to window in a Venetian arch



CP-94 Rusticated engaged banded Doric column and pilaster; Doric-style entablature



CP-95 Ionic engaged columns with polished granite shafts




CP-96 Reticulated colonnettes (jamb-shafts) in a portal with annulets



CP-97 Fluted and reeded pilasters on Art Deco facade




CP-98 Bundled pier on modern commercial building



CP-99 Engaged Ionic columns and decorated entablature, 19th-c. American Southwestern mission

PILASTERS & ENGAGED COLUMNS



CP-100 Bundled banded piers in a Romanesque-style facade, modern commercial building



CP-101 Ancient Roman marble Ionic engaged column



CP-102 Brick engaged columns flanking gauged-brick semi-circular arch windows



CP-103 Banded and rock-pitched engaged Corinthian capitals below entablature with stylized keystones



CP-104 Ionic engaged columns with entablature and festooned spandrels

PILASTERS & ENGAGED COLUMNS



CP-105 Timber post with mortise-and-through-tenon joint.



CP-106 Timber post connected to stone plinth with rabeted scarf joint and metal hoops. Horizontal brace joined by mortise-and-through-tenon joint.



CP-107 Intersection of post and beam. Post appears to go directly through a mortise and is held in place by decorative tie irons.



CP-108 Timber post with a horizontal brace attached by a double-wedged through-tenon joint with metal striping on the top.

POSTS & BEAMS



CP-109 Timber lintel in stone wall.



CP-110 Timber corner post with two offset mortise-and-tenon connections to beams.



CP-111 Keyed mortise-and-tenon joint between a post and a rail.

POSTS & BEAMS



CP-112 Steel frame and tubular column; wide-flange beams supporting framed glass ceiling of modern commercial building



CP-113 Painted metal beam with welded connections; painted corrugated metal walls



CP-114 Painted poured-in-place concrete pier supporting a steel frame with cladding finished with spray-on stucco



CP-115 Poured-in-place concrete piers supporting deep steel plate girders



CP-116 Hammer-beam sitting on post supporting a beam above



CP-117 Piers built up from split-faced stone or concrete; modern commercial building



CP-118 Painted metal beam with welded and riveted connections; painted corrugated metal walls



CP-119 Steel beams built up of two C-channels of weathering steel



CP-120 Post-and-beam construction with polychrome ornamental brackets, Japanese temple



CP-121 Semicircular metal canopy supported by a metal bracket set into a masonry column, modern commercial building



Photo: Austin, Patterson, Disston

CP-122 Painted steel frame with wide-flange beams and riveted connections, supporting corrugated steel decking, ceiling of modern house



CP-123 Detail of steel frame with metal-clad column and beam beneath exposed riveted plate girders, modern commercial building



CP-124 Steel frame clad with possibly stainless steel panels, modern commercial building




CP-125 Painted steel truss of riveted plates, industrial building


POSTS & BEAMS



CP-126 Steel or concrete piers with polished stone and metal cladding, modern commercial building



CP-127 Polygonal concrete pier supporting overhang, reflecting pool in modern commercial building




CP-128 Rectangular stone-veneer pier with articulated corners supporting portico, modern commercial building



CP-129 Steel column with stainless-steel cladding supporting entry canopy, modern commercial building

POSTS & BEAMS




CP-130 Exposed corner octagonal pier with stone veneer



CP-131 Pier with metal post and stone cladding supporting entry canopy, modern commercial building



CP-132 Concrete column and beams, possibly pre-cast, supporting waffle slab




CP-133 Trabeated arcade (post-and-lintel construction), modern commercial building

POSTS & BEAMS



CP-134 Timber post on turned stone base supporting roof of veranda



CP-135 Banded vermiculated coquina pilasters on square posts, garden arcade



CP-136 Polished rusticated granite-veneer piers with adjoining boxed beams in arcade, modern commercial building



CP-137 Stone post with Attic base supporting wooden garden trellis

POSTS & BEAMS



CP-138 Steel frame with metal-clad column and beam beneath exposed riveted plate girders, modern commercial building



CP-139 Brick piers with dog-tooth courses



CP-140 Post-and-beam construction, Japanese temple



CP-141 Semicircular arch with an ancon keystone on masonry running-bond wall with Vitruvian scroll trim and rosette medallions



CP-142 Semicircular arches with voussoirs and archivolt, carved spandrel, and dentilated molding



CP-143 Semicircular arch in stucco wall with molded impost blocks, archivolt, and inset wrought-iron tracery



CP-144 Arcade of semicircular compound arches; spandrels with cartouches and foliated ornament



CP-145 Archivolt continuous with architrave; pediment over the door



CP-146 Semicircular arch around window with ornamented keystone, rope and foliated moldings



CP-147 Bell arch with corbels, geometric archivolt surrounded by patterned terracotta



CP-148 Arcade of semicircular arches, rope molding in intrados, square panel rosettes, and quatrefoil medallion in spandrel



CP-149 Compound arch with carved archivolt




CP-150 Rustic semicircular masonry arch in rubble wall in natural rock formation



CP-152 Stepped freestanding arch with cartouche over keystone



CP-154 Florentine arch (extrados and intrados not concentric), gauged brick. Extrados emphasized with a molding




CP-151 Moorish horseshoe arch with terracotta archivolt



CP-153 Semicircular Roman brick arch in random rubble wall



CP-155 Two-centered surbased arch (arch rising less than half its span) in castle entry under corbelled jetty



CP-156 Terracotta wall and semicircular arch with ornamented tympanum



CP-157 Semicircular gauged-brick arch over entryway



CP-158 Shallow surbased arch in rubble masonry with wood door



CP-159 Semicircular compound arch with carved relief sculpture in tympanum




CP-160 Weathered stucco-covered stone semicircular arch with wood double doors, rustic courtyard



CP-161 Windows in semicircular arch; extrados with carved molding terminating at capitals



CP-162 Carpenter Gothic arcade with trefoil arches, quatrefoil ornaments in spandrels



CP-163 Arcade with Islamic-style surbased arches (the three on left, ogee arches); Byzantine capitals on square columns



CP-164 Arcade with semicircular arches with molding at springing, stucco over adobe brick, late-18th-c. American Southwestern mission



CP-165 Semicircular arcade, stucco over brick; tile roof



Photo: Guy Gurney

CP-166 Groin-vaulted arcade with multipart vaults and arches



CP-167 Three levels of weathered ancient Roman arches



CP-168 Rusticated coquina garden portal with semicircular stepped arch, crossettes, banding, and ornamented balustrade with a mascarón



Photo: Guy Gurney

CP-169 Gothic arcade with ribbed vaulting




CP-170 Semicircular arch enclosing three compound pointed trefoil arched windows below sexfoil and two trefoil ornaments, with balustrade



CP-171 Blind arcade: drop arches and trefoil blind arcade on Gothic-style facade



CP-172 Blind arcade: basket-handle (three-centered arch) stone arches with ornament, late-18th-c. courtyard



CP-173 Upper-story blind arcade of semicircular arches with coats-of-arms



CP-174 Fenestrated arcade of semicircular arches framing embrasure windows



CP-175 Arcade of Tudor arches with tracery



CP-176 Barrel-vaulted metal and glass modern greenhouse structure



CP-177 Barrel-vaulted tubular-steel-frame-and-glass entry, modern commercial building



WINDOWS



CP-178 Multiple levels of arcades, modern apartment house





WI-1 Leaded roundels



WI-2 Leaded window with decorative came in stone arch



WI-3 Leaded casement window with came in diamond lattice pattern



WI-4 Leaded glass with octagonal brass-muntins in interlocking pattern

MULLIONS, MUNTINS & LEADED GLASS



WI-5 Fixed window with brass muntins and mullion, modern commercial building



WI-6 Fixed window with stainless-steel muntins and mullions, modern commercial building



WI-7 Stainless steel muntins, modern commercial building



WI-8 Metal muntins holding weathered translucent glass, industrial building

MULLIONS, MUNTINS & LEADED GLASS




WI-9 Leaded colored and textured glass, 20th-c. American house



WI-10 Figured glass with a pattern of different textures



WI-11 Figured glass with flat metal muntins in a metal frame, industrial building



WI-12 Muntins with tinted glass separated by three mullions, industrial building



WI-13 Tinted and weathered glass, factory windows



WI-14 Etched design in clear glass on frosted ground



WI-15 Colored glass in stainless steel frame in lower window and gable wall, modern mixed-use building




WI-16 Colored and clear fixed and casement windows (note floor plate behind the middle windows), modern house




WI-17 Bronze mirror-glass windows in curtain wall, modern commercial building



WI-18 Antique colored glass, lobby of 19th-c. mixed-use building



WI-19 Detail of glass-block corner window




WI-20 Stepped window in clear and frosted glass block with ceramic tile central panel, modern house



WI-21 Glass-block panels spanning two stories and flanked by fixed windows, modern commercial building



WI-22 Undulating window: flat and curved glass block with wavy texture, Art Deco apartment building



WI-23 Linear textured blocks in checkerboard pattern, 20th-c. mixed-use building



WI-24 Circular windows with glass block, modern commercial building

GLASS BLOCK



WI-25 Two double-casement windows with divided transom lights, stone window surrounds, 19th-c. apartment house



WI-26 Wood-framed awning windows with carved transom panel, Balinese house



WI-27 Leaded double-casement windows with comes in a diamond pattern, 16th-c. half-timbered English house




WI-28 Wood-framed awning windows with shaped wood muntins, Arts and Crafts house



WI-29 Venetian-style casement windows with pilasters between windows


TYPES OF WINDOWS



WI-30 Six- and ten-light double-casement windows with fly-screen insets in three windows, 19th-c. town house.




WI-31 Casement windows with internal muntins and fixed light above, modern metal replacement windows in older apartment house




WI-32 Leaded casement windows in neo-Gothic bay window; middle windows with stone tracery



WI-33 Two- and three-light double-casement windows



WI-34 Leaded casement windows, top set in wall dormer, stone house



WI-35 Split-casement windows with wood frames in stone wall



WI-36 Double-casement window in stucco wall



WI-37 Awning windows in curved corner, Art Deco apartment house



WI-38 Casement or awning windows set in fixed windows with probably extruded aluminum framing, modern townhouse



WI-39 Casement windows (center) and awning window (left) set in fixed lights; extruded aluminum mullions, modern apartment house



WI-40 Fully glazed wood sliding door, surrounded by fixed lights or awning windows, modern house



WI-41 Stacked awning windows




WI-42 Single-hung or awning windows with various muntin patterns, modern apartment house




WI-43 Awning windows, modern metal-clad house

TYPES OF WINDOWS




WI-44 One-over-one double-hung windows



WI-45 Twelve-over-twelve double-hung window, American stone house



WI-46 Six-over-six double-hung window with stone lintel in weathered brick wall



WI-47 Four-over-four double-hung windows with crown molding, 19th-c. American clapboard house

TYPES OF WINDOWS




WI-48 Double-hung windows: seven-over-seven decorative lights; one-over-one with shutters



WI-49 Top to bottom: arched gable window; arched six-over-one double-hung windows; six-over-one double-hung windows, traditional shingle house


Photo: Austin, Patterson, Disston



WI-50 Double-hung windows, 19th-c. clapboard church



WI-51 Double-hung windows: one-over-one (left); sixteen-over-one (gable); one-over-one decorative-lights (right), 19th-c. clapboard house




WI-52 Double-hung windows: twenty-over-twenty with plaster mullions (top); twenty-over-ones flanking twelve-over-twelve, 20th-c. shingle house

Photo: The Preservation Society of Newport County



WI-53 Four-over-four double-hung windows with wood frames and modern storm windows, 19th-c. clapboard house



WI-54 Top: fixed Palladian window; bottom: six-over-six double-hung windows, American stone house



Photo: The Preservation Society of Newport County



WI-56 Double-hung metal or vinyl replacement windows with internal muntins, 19th-c. brick industrial building



WI-57 One-over-one double-hung metal or vinyl replacement windows, 19th-c. brick apartment building



WI-58 One-over-one double-hung, arched top sashes with fixed lights; fixed bull's eye window above



WI-59 Fixed hexagonal windows, modern commercial building



WI-60 Circular awning windows with stainless steel frames, modern commercial building




Photo: The Preservation Society of Newport County

WI-61 Oval bull's-eye windows with foliated marble frames and festoons, 19th-c. mansion



Photo: Austin, Patterson, Disston


WI-62 Circular clerestory window divided by muntins, with a flat wood profiled frame, modern house



WI-63 Circular window divided by muntins, with a carved stone frame



WI-64 Bull's-eye dormer- and wall windows, with one square window



WI-65 Circular window divided by radiating muntins with ventilation opening above in stone gable wall




WI-66 Oval window divided by muntins, with flat wood casing in white cedar-shingle gable wall

Photo: Austin, Patterson, Distler




WI-67 Rose window with stone tracery



WI-68 Oval window divided by flat muntins; foliated stone frame with arch flanked by festoons




WI-69 Fixed windows with lattice in top lights, modern house



WI-70 Fixed window with internal muntins, fanlight, and shutters in stucco gable wall



WI-71 Oval, rectangular, and arched fixed windows, Mediterranean-style modern house



WI-72 Arched and geometric fixed windows, modern house



WI-73 Geometric fixed windows, modern house




WI-74 Fixed tinted windows in stainless steel frames on curved wall, modern commercial building



WI-75 Fixed windows and sidelights; awnings with brackets, patio wall of modern house



WI-76 Stone oriel, 18th-c. English house




WI-77 Cant-bay window: six-over-six, double-hung, with wood casings, brick base, and flared standing-seam roof, traditional house

Photo: Austin, Patterson, Claxton



WI-78 Wood corner oriel: one-over-one, double-hung, wood sashes and casings, conical flat-seamed copper roof, 19th-c. American mixed-use building



WI-79 Brick corner two-story oriel: one-over-one double-hung windows below and arched window with decorative lights (left), 19th-c. commercial building



WI-80 Single- and two-story oriels with fixed windows, modern house



WI-81 Metal-clad two-story angled bay. Top: fixed windows with awning lights; bottom: one-over-one double-hung sashes, modern apartment house




Photo: Roger Bartels Architects, Dobyan & Dobyan Custom Builders


WI-82 Cant-sided bay with three windows per side, conical shingle roof, modern house



WI-83 Two-story cant-bay windows: fixed lights below ornamental cast or pressed metalwork, apartment house




WI-84 Left: double-casement window; right: cant-oriel with fixed side and transom lights and center casement window, 19th-c. mixed-use building



WI-85 Stone cant-oriel: leaded casement windows under tracery lights; roof balustrade; bas-relief ornamental band below window



WI-86 Corner window: fixed lights with metal sashes, muntins, and mullions, modern commercial building



WI-87 Curved corner windows with strip windows; tinted plate glass, modern commercial building



WI-88 Curved corner strip windows, modern commercial building



WI-89 Corner windows: double casement with side lights and split transom lights, Art Deco apartment house

BAY & CORNER WINDOWS



WI-90 Idiosyncratic bay with fixed lights, modern commercial building



WI-91 Corner windows: single-hung sashes with fixed upper lights, Art Deco apartment house



WI-92 Oriel with awning or fixed windows, shed roof, and corbels, modern apartment house




WI-93 Idiosyncratic fixed-light bay with mirror-glass top section, modern commercial building

BAY & CORNER WINDOWS



Photo: Austin, Patterson, Disston

WI-94 Segmental-arch transom light with shingle "voussoirs" and "keystone" above French door, modern shingle house



WI-95 Shaped stone transom light over French door with side lights under engaged balcony



WI-96 Fanlight in Palladian window with fixed leded lights and stone frame



WI-97 Fanlight over fifteen-over-fifteen double-hung wood window

TRANSOM LIGHTS & FANLIGHTS



WI-98 Fanlight with ornamental metal grille



WI-99 Semicircular-arch transom lights over French doors in stone surround with keystones and pilasters, English house



WI-100 Semicircular-arch fanlights over square fixed lights, with one-over-one double-hung sashes and window gates, 19th-c. townhouse



WI-101 Leaded rectangular transom lights over casement windows; hood supported by brackets, Arts and Crafts house



WI-102 Top to bottom: rectangular transom lights; fixed lights; pairs of one-over-one double-hung windows and fixed side lights, modern apartment house



WI-103 Bat-wing fanlight under pediment

TRANSOM LIGHTS & FANLIGHTS



WI-104 Segmental pediment-capped window molding with consoles flanking double-hung windows, 19th-c. American house



WI-105 Flat wood casing around double-hung windows in stucco and brick wall, traditional house



WI-106 Flat wood casing around double-casement windows




WI-107 Flat wood casing with crossettes around one-over-one double-hung windows; hood supported by brackets, American clapboard house



WI-109 Flat trim echoing arch profiles of window openings, 19th-c. American mixed-use building



WI-108 Flat trim echoing arch profiles of window openings, American brick house



WI-110 Wood gable-shaped hood over double-hung window, American clapboard house




Photo: Austin, Patterson, Disston

WI-111 Variety of fenestrations: six-over-six double-hung windows in half-timber-style gable wall, traditional house



WI-112 Ornament and molding around group of three double-hung windows; consoles supporting cornice, 19th-c. American stone commercial building




WI-113 Profiled flat casing around double-casement window



Photo: Roger Barrels Architects, Dobyay & Dobyay Builders

WI-114 Flat casing around corner windows and horizontal window, modern shingle house




WI-115 Round pediment over gable double-hung dormer window flanked by pairs of attached columns



WI-116 Ornament, molding, and balustrade around double-hung windows in cant-bay and wall windows; 19th-c. American clapboard house



WI-117 Set of three gable wall double-hung windows; flat wood casings, with crown molding caps




WI-118 Gauged-brick jack arch, brick quoins, and "keystone" in contrasting color




WI-119 Gauged-brick segmental-arch windows with brick quoins and "keystones" in contrasting color



WI-122 Segmental-arch-shaped casement window framed by brick arch and pilasters



WI-123 Stone flat keystone arches and quoins framing double-hung windows in coursed-rubble wall




WI-120 Masonry and tile band following profile of segmental arch



WI-121 Shaped embrasure in coursed-rubble wall, 19th-c. American Southwestern mission



WI-124 Stone lintels and carved casing tops with stone and brickwork band around double-hung windows in brick wall




WI-125 Stone classical-style window casings with crown molding capping lower window; consoles supporting sill and cornice

Photo: The Preservation Society of Newport County




WI-126 Stone cartouches flanking upper-story windows with molded casings, replacement windows, early 20th-c. apartment house



WI-127 Stone ornament around picture window and side windows separated by pilasters; top stone casing pierced with ogee arches



WI-128 Terracotta cornice with garlands around windows with terracotta casings; blind window under cartouche



WI-129 Windows with jack arches in roughly squared random stone wall



WI-130 Stone or cast concrete casings with relief ornament and ornated keystones, early 20th-c. apartment house



WI-131 Set of three recessed windows with stone molded casings and single molded sill, early 20th-c. commercial building



WI-132 Stone classical casing around shuttered window, old Roman building



WI-133 Marble pediment and pilasters framing carved marble casing with polychrome marble bands, 12th-c. Italian church



WI-134 Stone eclectic ornament flanking metal replacement window, apartment house



WI-135 Stone pointed segmental arch framing pair of leaded lancet windows with stone casings and leaded quatrefoil, 15th-c. English abbey



WI-136 Polychrome ornamented architectural terracotta frame around stone casings, apartment building



WI-137 Fanciful neo-Gothic spandrel with cartouche flanked by corbelled pilasters, apartment building



WI-138 Set of three dormer windows with stone casing flanked by pilasters in half-timber-style gable with engaged balustrade




WI-139 Scrolled pediment with cartouche, engaged columns, and balustrade below window with side lights, apartment house



WI-140 Ornamented brownstone voussoirs around semi-circular-arch window



WI-141 Neo-Gothic ornament in spandrels and capping window panels, early 20th-c. commercial building



WI-142 Ornamental semicircular arches capping pair of arched windows separated by single engaged column; bottom cartouche panels



WI-143 Series of arches, pilasters, and polychrome terracotta or stone spandrels framing windows in stone casing, 19th-c. French mixed-use building



WI-144 Framed bas-relief tympanums and ornamented pilasters around windows; blind-arch window with glazed tile




WI-145 Assortment of moldings and ornament around square casement windows over profiled fixed window


WINDOW TRIM & FENESTRATION



WI-146 Metal spandrel with relief design and metal casings



WI-147 Metal spandrels with cast relief designs and metal casings



WI-148 Stone arch around fixed lancet-shaped and circular lights



WI-149 Copper panels capping windows with metal sashes in recessed stone casings, 20th-c. commercial building

WINDOW TRIM & FENESTRATION



WI-150 Relief ornamental panel and pilasters around variation of Venetian-style window with balcony; 20th-c. apartment house



WI-151 Horizontal stacked wood board surround around fixed-light window, modern commercial building




WI-152 Square casement window recessed in stucco wall above arch; painted Spanish-colonial-style motifs



WI-153 Two-story variation of Venetian-style window; painted stucco and cast-concrete ornament, Art Deco hotel



WI-154 Variety of fenestrations of rectangular, probably fixed, windows, modern commercial building



WI-155 Repetitive fenestration of metal-framed windows in banded facade design, modern commercial building



WI-156 Repetitive fenestration of picture windows with side lights and double-hung windows (right) with brick quoins, modern commercial building



WI-157 Metal design in spandrels connecting upper and lower windows



WI-158 Repetitive fenestration of three-mullion windows with raised panel spandrels, modern commercial building



WI-159 Banded fenestration: row of arched windows and rows of square windows; metal replacement windows, 19th-c. industrial building



WI-160 Stone spandrels dividing recessed square metal fixed windows, modern commercial building



WI-161 Group of fixed windows with two louvered ventilation panels in stone surround, modern commercial building



WI-162 Interlocking design of square windows with metal spandrels and surround, modern commercial building



WI-163 Repetitive fenestration with open and closed window shades, modern apartment building



WI-164 Mirror-glass strip windows, modern commercial building



WI-165 Mirror-glass strip windows, modern commercial building



WI-166 Ribbon windows separated by solid panels, modern apartment building




WI-167 Stainless steel window gate



WI-168 Painted wrought-iron window grille with decorative border



WI-171 Patinated filigree metal grille




WI-172 Brass grille with interlocking hexagon-and-star pattern



WI-169 Brass window grille with arabesque design around pierced diaper-work



WI-170 Wrought-iron window gates with diaper pattern, modern apartment house



WI-173 Pierced marble grille with diaper pattern



WI-174 Bamboo grille in diagonal design



WI-175 Wrought-iron window gate in Spanish-colonial style



WI-176 Grille of turned wood bars, American Southwestern mission



WI-177 Rustic wood grille



WI-178 Traditional Japanese lattice window grille



WI-179 Metal shutters, 19th-c. industrial building



WI-180 Weathered double-hinged louvered shutters



WI-181 Weathered metal awning



WI-182 Pairs of framed louvered shutters



WI-183 Louvered shutters with fixed top shutters



WI-184 Louvered shutters with fixed top shutters




WI-185 Double-hinged louvered shutters



WI-186 Louvered shutters



WI-187 Rustic louvered shutters



WI-188 Modern plastic louvered shutters

SHUTTERS



WI-189 Rustic batted shutters



WI-190 Batted shutters



WI-191 Horizontal-board shutters with pierced design



WI-192 Shutters with Z-battens



WI-193 Batted shutters and door

SHUTTERS



WI-194 Weathered painted metal shutter



WI-195 Raised-panel shutter with cutout



WI-198 Louvered and paneled shutters



WI-199 Planked shutter, Japanese house



WI-196 Rustic warehouse shutters



WI-197 Weathered painted wood paneled shutters



WI-200 Louvered shutters with upper lights



WI-201 Sliding lattice shutter, Japanese house

WINDOWS



WI-202 Sun screens of translucent panels, modern mixed-use building



WI-203 Hurricane shutters, modern apartment house



WI-204 Skylight shutters, modern commercial building

SHUTTERS



DOORWAYS






DW-1 Three narrow panels, wood, with leaded lights, brass handle, decorative plates and studs on stiles, panels, and rails; segmental-arch doorway



DW-2 Twenty-one panels, wood, with leaded light, mail slot, and decorative studs on rails and stiles



DW-3 Six panels, wood; double doors with carved diamond pattern in panels, ornament framing handles, studded bottom panel, and transom grille



DW-4 Fifteen wood and open-grilled panels, studs on painted stiles and rails; segmental-arch doorway

PANELED DOORS



DW-5 Four panels, wood double doors with flush molding and raised panels



DW-6 Wood with geometric patterned panels. Left: etched glass; right: inlaid wood




DW-7 Six panels, unfinished wood double doors with planked panels and wrought-iron handles; metal door-frame with transom light and side lights



DW-8 Two panels, double doors with carved bas-relief ornament and trompe l'oeil wood finish. Cambered stone arch doorway with cartouche keystone

PANELED DOORS



DW-9 Two panels with applied trim; pilaster doorframe with anthemion on lintel; transom light and side lights



DW-10 Four diagonally planked panels, painted door with wrought-iron handle, clapboard house



DW-11 Single-panel double garage doors and single-panel door; unfinished wood veneer


PANELED DOORS



DW-12 Single-panel, book-matched wood with wrought-iron hardware, Japanese courtyard gate



DW-13 Weathered two-panel wood with double cross-braces, brass hardware, and doorknob in center stile, Japanese courtyard gate



DW-14 Single-panel double doors with polychrome bas-relief panels, Indonesian courtyard gate



DW-15 Five panels, wood double doors with diamond grille, Japanese temple

PANELED DOORS



DW-16 Six-panel mahogany door with raised panels; side lights, residential front entry



DW-17 Six-panel wood door with raised panels, carved molding, and half-round transom light



DW-18 Wood garage doors with raised panels




DW-19 Two-panel wood double doors with flush molding; upper panels glass, lower panels divided; letter slot in center stile; split transom light



DW-20 Painted wood door; ribbed-glass panel with nine lights; wood panels flush-molded; pilaster frame



DW-21 Wood double doors with glass upper panels and flush-molded lower panels; split transom light in segment



DW-22 Weathered wood double doors; single glass panels frosted and etched with zigzag and diaper patterns



DW-23 Arch-shaped wood double doors with center pilaster; stucco surround, American Southwestern mission style



DW-24 Plain-sawn plank door with wrought-iron strap hinges; woven wood walls, 18th-c. corn crib




DW-25 Plain-sawn planks with double Z-brace, farm shed




DW-26 Weathered plank doors under rough-hewn timber lintel; rustic stone and stucco gable wall of barn and hayloft

BATTENED DOORS



DW-27 Oak door with leaded lights and ornate wrought-iron strap-hinges; arched transom panel



DW-28 Oak door with leaded-glass light, ornate brass strap hinges; segmental arch



DW-29 Stained wood courtyard gate with horizontal braces, set in painted stucco wall


BATTENED DOORS



DW-30 Painted wood siding and hanging double doors on weathered barn



DW-31 Wood double garage doors with lights and curved Z-braces in fieldstone wall, Arts and Crafts house



DW-32 Wood double garage doors with diagonal planking, in segmental arch



DW-33 Weathered painted wood-plank door with rustic iron strap hinges and latch, farm courtyard



DW-34 Weathered wood double doors with rough-sawn vertical planks and painted diagonal planks



DW-35 Weathered whitewashed wood-plank double doors, concrete-block shed



DW-36 Rustic wood-plank door with single brace, wrought-iron hardware, and two-paneled transom window; cambered arch; 16th- or 17th-c. England




DW-37 Trompe l'oeil wood-grained two-paneled double doors, dimensional flush molding; segmental arch



DW-38 Six-panel American Colonial-style door with flush molding, painted ornament on transom, and double-hung side lights



DW-39 Three-panel double doors with painted panels and painted carved ornament; segmental arch transom, Bali



DW-40 Two-panel double doors with raised panels, carved side panels, and pierced carved transom, all with metallic paint


PAINTED DOORS




DW-41 Painted paneled door with pentagonal light in top panel, brass letter slot, in brick entry with jack arch



DW-42 Door with painted panels and grille of turned spindles; stucco adobe doorway with exposed timber lintel, American Southwestern mission




DW-43 Weathered painted wood batten door with iron strap hinges



DW-44 Weathered double doors with painted panels; doorway recessed in stucco reveal with exposed timber lintel

PAINTED DOORS



DW-45 Brass three-paneled double doors, panels with lights and framed with molding; louvered brass transom panel



DW-46 Stainless steel double doors with full glass in circular muntins or grille



DW-47 Aluminum-clad revolving door with full glass



DW-48 Cast-bronze paneled hinged and revolving doors; pierced transom grille


METAL DOORS



DW-49 Brass double doors; full glass with radial muntins or grille; brass doorframe; Art Deco commercial building



DW-50 Brass double doors; full glass behind ornate brass grille; brass panels flanking doorframe



DW-51 Frameless glass double doors set in glass-block wall

METAL DOORS



DW-52 Metal-clad door with "quilted" panels; brick surround with rowlock course above door opening



DW-53 Rolling galvanized-metal security door with graffiti




DW-55 Welded and painted metal collage applied to door and frame, with textured metal threshold



DW-56 Painted metal door with stainless steel hardware; brushed stainless steel doorframe with transom light



DW-54 Weathering-steel garage doors with textured glass lights, modern house



DW-57 Iron door inset in gate wall; bases of adjacent reveals clad in decorative metal work; 16th-c. Japanese castle



DW-58 Full glass double doors in stainless steel frame with three-light transom in recessed entryway; stone surround and steps, modern commercial building



DW-59 Brushed aluminum door with two lights in metal frame with transom light, modern apartment house



DW-60 Enamel-painted aluminum screen door with scrollwork and palm ornament



DW-61 Stainless steel door with single light and transom light; frame flanked by shutters, modern doorway in older urban building

METAL DOORS



DW-62 Oval transom light over wood paneled doors with single lights; doorframe flanked by Doric pilasters and entablature, 19th-c. apartment house



DW-63 Six-light double transom panels over nine-light painted wood double doors with center post, traditional house



DW-64 Side lights flanking twelve-light painted wood paneled door; gauged-brick jack arch in fieldstone wall; American colonial village building



DW-65 Wood double doors and side lights in semicircular doorway; stone arch with keystone and imposts

TRANSOM LIGHTS & SIDE LIGHTS



DW-66 Painted wood doorway with eight-light transom panel over three-light side lights and single-light paneled door, commercial building



DW-67 Full glass double doors and side lights with three-light transom, modern house



DW-69 Paneled double doors with octagonal lights with leaded glass transom in cambered arch; letter slot; fluted pilasters; crown molding



DW-70 Paneled double doors and side lights with lancet-shaped lights and twelve-light transom; letter slot; Ionic-style pilasters and entablature




DW-68 Full glass wood double doors and double side lights, modern house



DW-71 Single-light door and side lights in rustic wood with curved timber eyebrow lintel



DW-72 Ornate arched entry with Corinthian capitals on engaged columns, fanlight, archivolt, cartouche keystone, and scrolled pediment



DW-73 Classical-style marble entry with steps, Corinthian columns and entablature, and pediment with block modillions



DW-76 Pointed arch in banded stone over carved stone transom panel with bull's eye window; two-paneled single-light double doors, brick church



DW-77 Segmental arch with molded imposts over painted plank door; skull ornament in stucco surround, 19th-c. American Southwestern mission



DW-74 Neoclassical entry with pairs of Ionic engaged columns supporting dentil entablature, eight-paneled double doors, bat-wing fanlight



DW-75 Stone segmental arch with carved wood double doors; keystone and corbels supporting a balcony, Parisian apartment house



DW-78 Victorian conservatory entry: painted wood four-light door and transom light with etched glass; wood pilasters and crown molding; stone base



DW-79 Marble entry with diamond band, Florentine arch, and gauged-block jack arch over carved wood double doors, 16th-c. Italian church



DW-80 Door hood: arch with ornate pilasters, carved paneled doors, twelve-light transom panel; 19th-c. building



Photo: Austin, Patterson, Disston

DW-81 Tuscan-style painted wood columns and entablature with pediment porch, paneled door, diamond side lights, traditional house



Photo: Austin, Patterson, Disston

DW-82 Half-timber-style stucco and painted wood porte-cochère with eyebrow lintel over window, variegated Vermont slate roof



DW-83 Neoclassical pedimented door hood over pilasters and arched doorframe; wood panel door with fanlight



Photo: Austin, Patterson, Disston

DW-84 Door hood over engaged columns and double doors with diamond muntins, traditional house



DW-85 Crown molding door hood on cut brackets over paneled door with side lights, 19th-c. American house



DW-86 Arched entry with crown molding and pilasters around paneled door, side lights, and fanlight, 18th-c. American house



DW-87 Southwestern-mission-style entry with decorative bellry and profiled door surround



DW-88 Traditional Japanese entry with lattice screen under gable



DW-89 Traditional Japanese post-and-beam-style entry with extended eaves, double flush doors, full glass side lights and lattice gates, modern house



DW-90 Spanish-colonial-style recessed door in segmental arch framed with decorated glazed tiles on stucco wall; Mexican tile steps



DW-92 Spanish-colonial-style hotel entry with recessed wood gate under cambered arch



DW-91 Door hood over arched doorway framed with wrought-iron filigree band; metal door with grille over full glass, modern house



DW-93 Recessed entry with ornate horseshoe arch and steps



DW-94 Patio entry to stucco modern beach house: natural wood door with full glass



DW-95 Courtyard entry to modern house: door hood over natural wood paneled door with wood grille



DW-96 Traditional Japanese entry: double wood doors and stone steps




DW-97 Portico of metal-framed glass panels, modern commercial building



DW-98 Art Deco-style hotel entrance: steps flanked by decorated ceramic piers



DW-99 Grille-covered door and side lights with pilasters, modern commercial building




DW-100 Side entrance clad with stainless steel panels, modern concert hall



DW-101 Entry with large colored glass window and overhead lighted glass panels, modern commercial building



DW-102 Covered entryway: stainless steel double doors with full glass set in glass-paneled wall; masonry surround, modern commercial building



DW-104 Rustic stone cambered arch entry with wood battened door



DW-105 Weathered entry with wood molding, transom panel, and painted paneled door



DW-103 Painted metal double doors flanked by side lights, stainless steel panels, and window wall



DW-106 Café entry in ruins: wood-paneled double doors with lights flanked by wood-framed windows



DW-107 Entrance to temple courtyard: stone steps and carved surround with grotesque, Bali




DW-108 Chinese garden moon gate



DW-109 Garden entrance with wood-paneled doors in a stucco wall



DW-110 Unfinished-wood entry gate of alternating notched square stock and roughly dressed timber posts attached to horizontal battens



DW-111 Cast-bronze ornamented gate in stone wall



DW-112 Rustic garden gate of vertical branches attached to horizontal battens




DW-113 Sliding wood-lattice gate between roughly dressed timber posts, entrance to Japanese garden



DW-114 Wrought-iron gate recessed in wall



DW-115 Metal double gate with open bars and fan-shaped top panel in rustic stone arch with impostes on engaged columns



DW-116 Double bronze gates to mausoleum



DW-117 Cast-bronze gate coated with sealant to prevent patination, commercial building



DW-118 Cast-metal double gates with upper grille, Art Deco hotel



DW-119 Entry gate of framed metal panels with brushed directional pattern in open rectangular frame, modern house



DW-120 Entry gate of cast metal in concentric rings, modern house



DW-121 Cast naturally patinated bronze door handle with latch and lock



DW-122 Polished stainless steel modern door handles on metal double door



DW-123 Traditional Japanese bronze and iron hardware and door pull



DW-124 Cast-iron and brass door-pulls




DW-125 Decorative brass studs, grilles, and plates



DW-126 Polished bronze door knocker



CEILING & ROOFS






Photo: Lockwood-Mathews Mansion Museum

CR-1 Vaulted ceiling of porte-cochère, 19th-c. carriage entrance



CR-2 Roughly hewn exposed rafters anchored in adobe wall and covered with rough-sawn planks; 18th-c. American Southwestern mission



CR-3 Grass thatch roof showing connection between thatching and structure



Photo: Austin, Patterson, Disston

CR-4 Exposed ceiling beams: painted steel frame and corrugated steel decking, modern house



CR-5 Woven split bamboo behind roughly hewn rafters, Indonesian pavilion



Photo: Austin, Patterson, Disston

CR-6 Exposed select-fir framing in residential common room



CR-7 Octagonal tongue-and-groove pool-house ceiling, modern house



Photo: Austin, Patterson, Disston

CR-8 Painted barrel ceiling with tongue-and-groove between exposed ribs, modern house



Photo: Austin, Patterson, Disston

CR-9 Plaster vaulted ceiling, traditional house



Photo: The Preservation Society of Newport County

CR-10 Bas-relief ornamented ceiling panel, 19th-c. American mansion



Photo: Austin, Patterson, Dixon

CR-11 Painted coffered ceiling, modern residential kitchen



Photo: Lockwood-Mathews Mansion Museum

CR-12 Ceiling with decoratively painted coffered in an interlocking pattern, 19th-c. American mansion



CR-13 Ceiling of contrasting colored enameled panels in Art Deco design on portico



Photo: Austin, Patterson, Dixon

CR-14 Antique-chestnut coffered ceiling, residential library



CR-15 Coffered ceiling with classically ornamented octagonal coffered




CR-16 Suspended atrium ceiling with interlocking "egg-crate" units, modern commercial building



CR-17 Elliptical atrium of metal-framed glass with pedestrian bridges, modern commercial building



CR-18 Metal-framed glass atrium ceiling, modern commercial building



CR-19 Metal-framed glass atrium ceiling, modern commercial building



Photo: Guy Gurney

CR-20 Glazed dome and adjacent vault, 19th-c. Italian building



CR-21 Anodized aluminum or coated sheet steel with batten seams, modern commercial building




CR-22 Zinc or copper with flat seams, modern commercial building



CR-23 Copper shingles on curved hipped roof



CR-24 Zinc or copper flat seam, traditional Japanese roof



CR-25 Anodized aluminum awning, modern commercial building



CR-26 Enameled corrugated metal imitating mission tile

METAL ROOFS



CR-27 Anodized aluminum or coated sheet steel with standing seams, curved gable roof, modern commercial building



CR-28 Sheet-metal shingles with flat seams on roof and dormers; pipe-style snow guard on lower edge



CR-29 Sheet metal with batten seams on gambrel roof and dormers, 19th-c. French apartment house

METAL ROOFS



CR-30 Anodized aluminum or coated sheet steel with standing seams, variation of hipped roof, modern house



CR-31 Anodized aluminum or coated sheet steel with a variety of flat and batten seams on roof and gable wall, modern commercial building



CR-32 Quilted sheet metal on dome roof of corner turret with flashing at juncture of dome and wall



CR-33 Sheet metal with standing seams on conical turret roof; hipped roof and hipped roof dormer, 19th-c. chateau-style hotel



CR-34 Copper (top) and other varieties of sheet metal with batten and standing seams on hipped and conical roofs, 19th-c. chateau-style mixed-use buildings



CR-35 Copper with standing seams, hipped roof with cresting and arched roof dormer; copper cladding and molding on walls



CR-36 Sheet metal with standing seams on gable roof and glassed monitors, modern commercial building



CR-37 Weathered corrugated metal roofs with flared gable on barn and domed roof on silo.



CR-38 Weathered corrugated metal barn roof with pyramidal roof on monitor



CR-39 Standing seams with hipped roof dormers



CR-40 Weathered terracotta pantile with antefix at end of ridge tiles on hip, Balinese house



CR-41 New and weathered terracotta mission tiles. Top to bottom: shed roof; gable roof, half-cone roof



CR-42 Traditional Japanese tiles. Left: *hogawara*; right: *kawara*



CR-43 Weathered terracotta mission and flat tiles on shed roof



Photo: Duane Langenwaller

CR-44 Polychrome glazed ceramic end-tiles, Chinese roof



CR-45 Terracotta pantiles on hipped roof with ridge tiles on hip



CR-46 Weathered terracotta tiles on pyramidal roof



CR-47 Cast concrete pantiles on hipped roof with concrete ridge tiles on hip.



CR-48 Japanese kawara tiles with ornamental tile antefixes

TILE ROOFS



CR-49 Flat multicolored shingle tiles with hipped roof dormers, 20th-c. American house



Photo: Gay Gurney

CR-50 Tile rooftops, Adriatic coastal village



CR-51 Detail of mission tiles at junction of gable and main roof.



CR-52 Weathered flat shingle tiles with gabled roof dormer



CR-53 Flat shingle tiles on convex curved roof with copper molding, 19th-c. mixed-use building


TILE ROOFS



CR-54 Flat shingle terracotta tiles on gable roof with decorative ridge tiles, 19th-c. English house



CR-55 Multicolored mission tiles on hipped roof with shed roof over window, 20th-c. American house



CR-56 Terracotta pantiles with ridge ornament on variation of hipped roof, Balinese house



CR-57 Mission-tile roof with idiosyncratic gable and facade clad in scalloped tile shingles, 20th-c. American house

TILE ROOFS



CR-58 Variegated slate roofing on hipped roof with pyramidal wall dormer, American house



CR-59 Scalloped slate roofing in banded polychrome patterns around pedimented dormer



CR-60 Rectangular slate roofing in polychrome diaper pattern



CR-61 Variegated Vermont slate roofing with snow guards

Photo: Austin, Patterson, Distrom



CR-62 Scalloped slate roofing in banded pattern with inset stars



CR-63 Variegated slate with eyebrow dormer

SLATE ROOFS



CR-64 Scalloped and diamond-shaped painted wood shingles



CR-65 Alaskan yellow cedar shingles; roof valley at intersection of gables; traditional American house.

Photo: Austin, Patterson, Disston



CR-66 Split bamboo shingles on gabled roof, Indonesian house



CR-67 Wood shingles on hipped roof with antefix, Balinese shrine



CR-68 Asphalt shingles on roof with arched wall dormers




CR-69 Wood shingles on hipped roof with contrasting shingles along hip

SHINGLED ROOFS



CR-70 Trimmed thatch on concrete-block building, Bali



CR-71 Palm-frond thatch, Balinese pavilion



CR-72 Underside of traditional palm thatched pavilion



CR-73 Scalloped roof ridge on traditional English thatched house



CR-74 Detail of thatching around gable, English barn



CR-75 Thatched roof on house, Latin-America

Photo: Meredith Barchal

THATCHED ROOFS



CR-76 Wall dormer with jerkinhead roof




CR-77 Half-timber-style gable wall with tile roof, 20th-c. American house




CR-78 Pierced gingerbread-style gable and bargeboard ornament, Caribbean house

Photo: Guy Gurney



CR-79 Gable wall with carved half-timber-style bargeboard, 19th-c. American house



CR-80 Wall dormer with decorated bargeboard, American clapboard and shingle house



CR-81 Roof dormer with Palladian window

Photo: Austin, Patterson, Disston



CR-82 Double roof dormers clad with slate shingles

Photo: Austin, Patterson, Disston



CR-83 Wall dormers. Left: shingle-clad; right: wood with carved ornament, American house



CR-84 Wood gable with lattice; ceramic tiles on gable roof and adjoining shed roof (bottom), Japanese temple



CR-85 Double wall dormers with gingerbread-style decorated bargeboard, 19th-c. American stone house



CR-86 Shingled roof dormer above flared eave covering porch; stone gable-end wall




CR-87 Dormer with hipped roof on jerkinhead tile roof with scalloped terracotta tiles, gable-end wall



CR-88 Gable-end wall with new flush board siding above weathered siding; glazed monitor with pyramidal roof




CR-89 Wall dormer on painted wood roof




CR-90 Three-sided roof dormer with windows and wood beam spanning gable roof, Arts and Crafts cedar-shingle house




CR-91 Hipped gable roof dormer; dormer and roof clad with pantiles



CR-92 Gabled wall dormer with Palladian window



CR-93 Pedimented gable roof dormer and shed-roof dormer



CR-94 Idiosyncratic half-timber gable, 16th-c. English house



CR-95 Half-timber wall gables with scalloped bargeboard flanking shed roof and flashing in roof valleys



CR-96 Gable-end wall of flared gambrel roof with white cedar shingles; corbelled tie spanning gable


Photo: Austin Patterson, Diston



CR-97 Three hipped-roof dormers and a gabled wall dormer; slate cladding on roof dormers and roofs



CR-98 Segmental-arch roof dormers on mansard roof with metal shingles



CR-99 Flat-roofed wall dormers on metal roof



CR-100 Four flared-gable roof dormers above flared pyramidal roof dormers on metal hipped roof



CR-101 Shed-roof dormer on metal hipped roof with standing seams, modern house



CR-102 Hipped-roof dormers on metal hipped roof with pipe snow guards, modern apartment house



CR-103 Gable-roof dormers with deep eaves



CR-104 Shed-roof dormers on gambrel roof



CR-105 Cantilevered eave over wood structure, traditional Japanese pagoda



CR-106 Profiled eave brackets



CR-107 Wood eave brackets supporting mission-tile hipped roof, American Southwestern mission-style house



CR-108 Profiled eave brackets on modern Mediterranean-style house

EAVES



CR-109 Overhangs of multileveled flat roofs, modern house



CR-110 Semidetached extension of metal roof connected to facade by Z-shaped brackets, modern commercial building



CR-111 Eaves of hipped roof on notched cross-beams, Arts and Crafts house



CR-112 Metal and wood gable with eave acting as door hood, modern beach house



CR-113 Multiple eaves on hipped roof dormers and gable-wall dormers



CR-114 Eave of shed roof connected to balcony to shelter courtyard walkway, traditional Japanese house

EAVES



CR-115 Hipped, copper with standing seams; hipped-roof dormers (left) and pedimented wall dormer (right)



CR-116 Parapeted gable with hipped-roof dormers (left), hipped roof with hip dormers (right), and flared mansard with hip dormers (top), all sheet metal



Photo: Roger Bartels Architects, Dabayan & Dabayan Builders

CR-117 Flared-gable shingle roof with shed dormer and shed bay window



CR-118 Mansard with row of shed dormers (right) and alternating gable and shed dormers (left)



CR-119 Left: gable with gable monitor and cupola; right: pyramid roof with weather-vane



CR-120 Left: gable with roof dormers, metal with flat seam; right: gable with hipped-roof dormers, wood shingle; flashing in roof valley



CR-121 Shingled saltbox



CR-122 Compass roof, fascia with modillions



CR-123 Half-timbered gable, with surface arch



CR-124 Steep half-timbered gable with shed dormer



CR-125 Half-timbered gable




CR-126 Slate gable roof and gabled roof dormer with bay



Photo: Austin, Patterson, Diston

CR-127 Half-timber-style cross gable with variegated slate roofing



CR-130 Idiosyncratic metal roof with standing seams



CR-131 Composite dome, metal with standing-seam



CR-128 Octagonal painted standing-seam metal roof with widow's walk and gabled roof dormer



CR-129 Flared gambrel, soffit with modillions



CR-132 Pyramidal metal roof



CR-133 Pyramidal octagonal roof on turret, cross-gable dormers



CR-134 Ogee slate roof adjacent to gable roof, both with metal ridge ornamentation



CR-135 Pagoda

Photo: Guy Gurney



CR-136 Thatched gable on hipped roof, Japanese temple

Photo: Guy Gurney



CR-137 Hipped roofs: open shingled (left); metal with standing seams (right)



CR-138 Shed and flat roofs, painted metal, with batten seams



CR-139 Hipped roof with octagonal cupolas, metal with standing seams



R-140 Flat, punctured roof with projecting eave and palm trees growing through concrete canopy




CR-141 Cantilevered fabric awning springing from freestanding stucco wall and ceiling, outdoor public space



CR-142 Shed-roofed entry with revealed rafters, braces, and joists



CR-143 Brick-pilaster chimneys: spiral (left); banded (right)



CR-144 Coursed-rubble chimney



CR-145 Brick chimneys with hipped chimney hoods



CR-146 Engaged rectangular chimney stack




Photo: Guy Carney

CR-147 Stucco chimney



CR-148 Stucco-over-brick chimney with pyramidal hood



CR-149 Brick chimney



CR-150 Chimney: coursed-ashlar buttress and random ashlar stonework, herringbone brick

CHIMNEYS




Photo: Austin, Patterson, Diston

CR-151 Brick chimney with octagonal terracotta chimney pots



CR-152 Flat-seamed metal chimney on diagonal flat-seamed metal roofing



CR-153 Coursed-rubble chimney



CR-154 Spiral brick chimney pot

CHIMNEYS



CR-155 Detail of wood and bamboo gutter and rainwater head, Japan



CR-156 Metal decorated gutter, rainwater head, and drainpipe



CR-157 Metal gutter, drainpipe, and rainwater head




CR-158 Copper drainpipe and rainwater head



FLOORS & PAVEMENT







FP-1 Decking: two varieties of wood in circular design



FP-2 Dressed logs with center-sawn planks and wood-peg construction, rustic garden bridge



FP-3 Wood decking: pool surround with inset circle



FP-4 Ash flooring and Chinese granite tile, residential foyer



FP-5 Top to bottom: framed-wood raised floor; door sill; closely spaced narrow strips of wood over sawn planks



FP-6 Canadian elm flooring with cherry cabinetwork



FP-7 Ash flooring and steps with rounded nosing in balcony hallway



FP-8 Grooved weather-treated wood decking alternating with metal grates, urban public space



FP-9 Split-bamboo deck



FP-10 Wood planks with concrete surround, courtyard walkway



FP-11 Wood deck around reflecting pool (at left)



FP-12 Ipe-wood deck in flagstone walk; painted mahogany benches

Photo: Austin, Patterson, Drastem



Photo: The Preservation Society of Newport County

FP-13 Marble parquet in framed hexagon pattern in foyer



Photo: Lockwood Matthews Mansion Museum

FP-15 Marble parquet in polychrome geometric pattern in foyer



FP-17 Marble parquet in polychrome geometric pattern, interior of modern commercial building



FP-14 Marble and fossil-stone parquet in circular design, pavilion floor



FP-16 Marble parquet in circular radiating design in foyer



FP-18 Travertine and marble parquet in geometric pattern with marble polychrome band in foyer



FP-19 Travertine paving stone in banded pattern, urban public space



FP-20 Dimension fieldstone in running bond with soldier-course border and stone gutter, garden walkway



FP-21 Paving stones set in concrete in running bond with soldier-course border adjacent to natural rock wall, garden path



FP-22 Dimension slate in geometric pattern, garden path



FP-23 Dark and light dimension-granite paving stone in diagonal design, urban public space



FP-24 Grouted squared bluestone in various colors, sidewalk



FP-25 Squared and roughly squared textured paving stones on curved walkway, urban public space



FP-26 Stone stairway divided by stone ramps, urban public space



FP-27 Textured dimension paving stone with straight joints (top), and running bond (bottom), metal grates, and river rocks in courtyard of modern commercial building



FP-28 Roughly squared paving stone in random-ashlar pattern on sidewalk



FP-29 Roughly squared paving stone in random-ashlar pattern with moss on sidewalk



FP-30 Left to right: paving stone in running bond; natural stones; concrete



FP-31 Paving stone on street



FP-32 Weathered paving stone on street



FP-33 Tumbled paving stone, courtyard of modern commercial building



FP-34 Paving stone in ramp-like steps, entry of modern commercial building



FP-35 Jumbo cobblestones in intersecting running bonds on an ancient street



FP-36 Paving stone in fan pattern with drain cover



FP-37 Paving stone in running bond (left), with split fieldstones around split bolders; border of roughly squared paving stone



FP-38 Uncoursed fieldstone used as divider in running-bond brick driveway, Arts and Crafts residence



FP-39 Random round cobbles set in concrete, garden path




FP-40 Variegated flagstone in mosaic pattern, urban public space



FP-41 Split, polished boulders between squared and textured paving stones in running bond, urban public space



FP-42 Small, split, polished fieldstones set in concrete and bordering light-colored flagstone, forming steps



FP-43 Large round boulders surrounded by split natural stones, both set in concrete, garden path



FP-44 Roughly squared, textured dimension stone in banded pattern, garden walk



FP-45 Variegated flagstone; flexible paving, patio floor



FP-46 Steps made from roughly squared split, polished fieldstone set in concrete. Bottom left: bamboo drain cover



FP-47 Flagstone path in rock garden



FP-48 Squared granite blocks with split-stone inset on garden path



FP-49 Cylindrical steppingstones in pond, Japanese garden



FP-50 Roughly squared paving stone in diamond pattern with border, garden path



Photo: Austin, Patterson, Disston


FP-51 Hammered limestone and beach pebbles with drain around concrete tub, bathhouse



FP-52 Gravel around natural and squared stone, Japanese Zen garden



FP-53 Paving stone made from river stone and cement, Indonesian courtyard



FP-54 Detail of rock garden with beach pebbles between large gravel (bottom) and fine raked gravel (top)



FP-55 Steppingstones surrounded by gravel, residential entryway



Photo: Austin, Patterson, Disston

FP-56 Left to right: oiled stone gravel on asphalt paving; mortared running-bond cobblestones; New York bluestone step, residential driveway



FP-57 Beach pebbles bordered by moss and concrete or stone



Photo: Austin, Patterson, Disston

FP-58 Brick pavers in running bond bordered by soldier courses intersecting pebble path; flexible paving, garden walk



FP-59 Running-bond variations in mortared brick paving, residential driveway



FP-60 Top to bottom: Mexican paving tile, straight-joint installation; mortared brick pavement and steps in running bond; soldier-course brick curb, residential entry

BRICK PAVEMENT



Photo: Austin, Patterson, Disston

FP-61 Belgian-blend brick in running bond; soldier-course border and facing of mahogany decking, residential patio



FP-63 Stone curb and Roman brick in herringbone pattern on ancient sidewalk




FP-62 Brick pavers in stack bond alternating with wood planks and large-aggregate concrete, urban public space




Photo: Austin, Patterson, Disston

FP-64 Mortared brick in running bond, bordered by soldier courses in straight and curved paths intersecting with pebble path and grass, garden walk

BRICK PAVEMENT



FP-65 Overhead view of weathered brick paving, ancient Roman ruins



FP-66 Overhead view of weathered brick and tile paving, ancient Roman ruins




FP-67 Paving brick in herringbone pattern; flexible paving

BRICK PAVEMENT




FP-68 Pebbles set in concrete in diaper pattern with stone border



FP-69 Pre-cast paving blocks of light-colored exposed aggregate in a field of dark-colored exposed aggregate



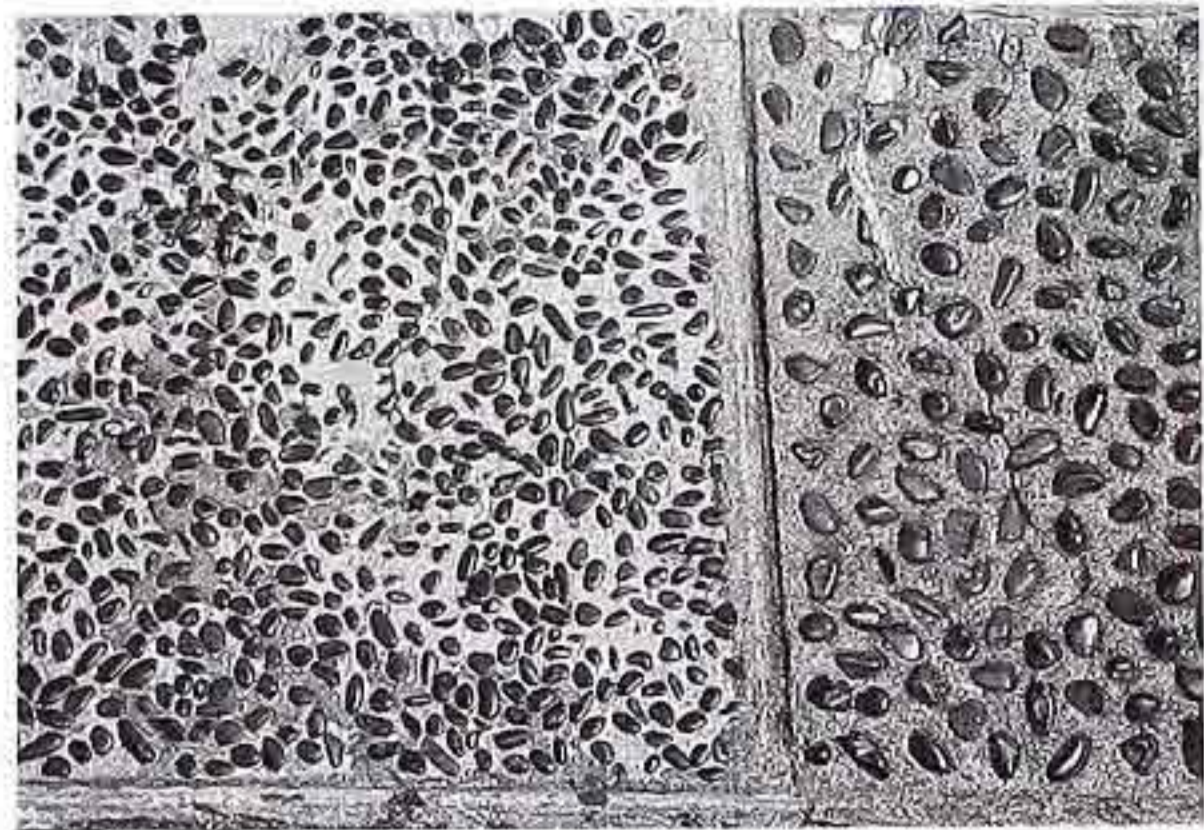
FP-70 Exposed aggregate with terracotta tile insets on steps and floor in entryway. Aggregate applied, not revealed by washing



FP-71 Exposed aggregate with tile border. Aggregate applied, not revealed by washing

Photos: Duane Langenwalter

AGGREGATE & TILE



FP-72 Adjacent squares of medium (left) and large (right) exposed aggregate. Aggregate applied, not revealed by washing



FP-73 Squares of exposed aggregate (possibly pre-cast) separated by metal or concrete grid in courtyard of modern commercial building



FP-74 Pea-sized gravel aggregate (right) next to randomly shaped and placed tile



FP-75 Curved steps faced with large exposed aggregate. Aggregate applied, not revealed by washing



FP-76 Pea-sized gravel aggregate inset with rows of rocks and bordered by small split, polished fieldstone set in concrete



FP-77 Serpentine design of polychrome pebbles in exposed aggregate



FP-78 Top to bottom: circle diaper pattern stamped in concrete; metal grate drain cover; pre-cast polychrome concrete pavers in herringbone pattern



FP-79 Concrete textured to resemble rough wood planks, possibly cast-in-place, with texture produced by forming materials




FP-80 Cast-in-place concrete stamped with pattern of stone paving and footprint in sidewalk



FP-81 Polychrome asphalt pattern; flexible paving, urban public space



FP-82 Pre-cast concrete pavers; double soldier course in straight-joint-course field; flexible paving, urban public space



FP-83 Polychrome pre-cast concrete textured pavers; mosaic area (top) bordered by straight-joint border, urban public space



FP-84 Polychrome pre-cast concrete pavers in herringbone and banded patterns, urban street



FP-85 Polychrome pre-cast concrete pavers in geometric pattern with drain, urban public space



FP-86 Tumbled pre-cast concrete pavers in random-ashlar pattern; flexible paving (left) bordered by terracotta tile and drain grate, urban public space



FP-87 Random-shaped ceramic and stone tiles in mosaic pattern surrounded by random-ashlar pavers, urban public space



FP-88 Concrete screen-wall blocks set into the ground and planted with grass in patio



FP-89 Flexible paving: concrete pavers in herringbone pattern (top), with border course; tumbled random-size concrete pavers in running bond (bottom), urban public space



FP-90 Terrazzo in border and star design, hotel entryway



FP-91 Decorated glazed ceramic tiles surrounded by stone in running bond, commercial entry



FP-92 Round porcelain tile mosaic in hexagon pattern with square border tiles, commercial entry




FP-93 Square stone tile mosaic in neoclassical design and Greek-key border, commercial entry



FP-94 Trapezoidal concrete pavers inlaid with ceramic tiles and pebbles, patio



FP-95 Paving tiles in octagonal border with central ornament



FP-96 Square decorated glazed tile in a field of straight-jointed ceramic tiles, modern commercial entry



FP-97 Irregular pieces of ceramic tile set in raised concrete, patio



FP-98 Polychrome glazed terracotta tile in geometric pattern




FP-99 Mexican paving tiles, straight-jointed, and inset with small decorated glazed tiles in diaper pattern, vertical-joint border (right)



FP-100 Squares of pre-grouted stone mosaic tiles in checker design with dark mosaic grid outline squares, commercial entry



FP-101 Square and triangular ceramic tiles set in exposed-aggregate field in geometric and random patterns, entryway



FP-102 Triangular ceramic tiles in geometric pattern, urban public space



FP-103 Shards of decorated ceramic plates used as tesserae in mosaic steppingstone, residential entryway




FP-104 Random-shaped tile pieces used as tesserae in mosaic grid design set in concrete



FP-105 Decorated glazed tile, straight-jointed, forming diaper patterns, and a running-repeat border



FP-106 Mosaic floor with lettering, logo, and decorative border, hotel entry



FP-107 Directional arrow set in safety paving with metal strip border, surrounded by pre-cast exposed aggregate, urban public space



FP-108 Metal safety-paving brads on flagstone set in concrete, urban public space




FP-109 Metal safety-paving brads and strips applied to granite pavers, urban public space



FP-110 Cast-iron manhole cover with decorative pattern and lettering



FP-111 Ornamented and patinated bronze drain covers in concrete driveway



FP-112 Steel plates with colored glass insets, sidewalk loading lift cover

FLOORS & PAVEMENT



FP-113 Pre-cast exposed-aggregate drain grates in gutter beside a walkway, urban park



FP-114 Cast-iron manhole cover decorated with rosettes



FP-115 Rusting cast-iron drain grate



FP-116 Expanded-metal sidewalk grate with applied steel footprints



FP-117 Steel drain grate inset into dimension paving stone and gravel with natural rock border



FP-118 Decorated cast-iron street plate inset into pavers

DRAINS & CURBS