

HOUSES I LOVE



BY GARY TAKLE


think



HOUSES I LOVE

BY GARY TAKLE

With text by Jade de Souza


think





HOUSES I LOVE

is published by Think Publishing

ABN 97 131 984 128

PO Box 448, South Morang Victoria 3752 Australia

Telephone: +61 3 9404 5579

info@thinkpublishing.com.au

www.thinkpublishing.com.au

Copyright © Think Publishing 2012

All photographs contained within this publication remain the Copyright of their respective owners.

All rights reserved. No part of this publication may be reproduced, stored in a retrieval system or transmitted in any form by any means electronic, mechanical, photocopying, recording or otherwise, without the written permission of the publisher.

Front cover photograph: Mojo Design, Satori - Photography by Paul Smith Images

Back cover photographs:

Left Image: Banham Architects, Catesby Street - Photography by Annetta Ashman, Ashman Photography

Top Right Image: Crone Partners, Good House - Photography by Derek Swalwell

Bottom Right Image: Canny, Neave Street - Photography by Gerard Warrener

Editor and Publisher: Gary Takle

Text by Jade de Souza, with contributions by Emma Peacock

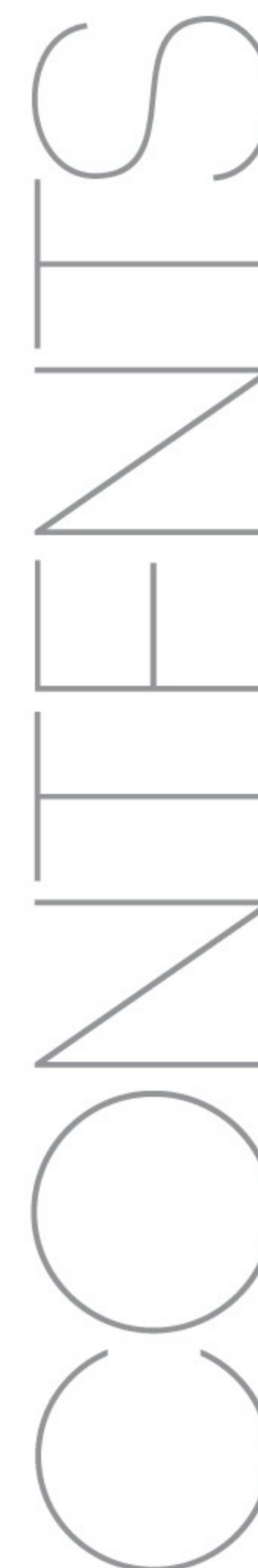
Graphic Design: Jonathan Takle and Tristan Wilson

HOUSES I LOVE

ISBN 978-0-9871356-4-3

The logo for Think Publishing features the word "think" in a lowercase, bold, sans-serif font. Above the letters "i", "n", and "k" are horizontal bars in blue, pink, and yellow respectively. Above the letter "t" are two horizontal bars, one black and one light green.

- | | | | |
|----|--|-----|---|
| 7 | WELCOME
TO HOUSES I LOVE | 90 | CLEVER DESIGN
QUARRY HOUSE |
| 8 | 1 + 2 ARCHITECTURE
MARION BAY | 96 | CRONE PARTNERS
GOOD HOUSE |
| 14 | ARCHITECTURE SAVILLE ISAACS
CLIFF HOUSE | 102 | DEAN PICKEN DESIGNS
OLD DAIRY TOWN |
| 18 | ARCHITECTURE SAVILLE ISAACS
TREE HOUSE | 108 | DESIGN UNITY
NOOSA VILLA |
| 22 | BANHAM ARCHITECTURE
BOARDWALK BOULEVARD | 112 | GFAB
SAMUJANA |
| 26 | BANHAM ARCHITECTURE
CATESBY STREET | 118 | GRAEME ALEXANDER HOMES
ASPENDALE |
| 30 | BBP ARCHITECTS
WARRANTYTE HOUSE | 124 | GRAEME ALEXANDER HOMES
MT. MARTHA |
| 36 | B.E ARCHITECTURE
VICTORIAN COASTAL | 130 | GRAHAM JONES DESIGN
QUIETWAYS |
| 42 | BILLINGS LONG
SOUTH YARRA | 136 | LIQUID ARCHITECTURE
FLORENCE |
| 46 | BLACKBURNE JACKSON DESIGN
ROCKHOUSE | 142 | LSA ARCHITECTS
ARGO STREET |
| 50 | CANNY
NEAVE STREET | 146 | MARCUS ROBERTS ARCHITECT
SOUTHWEST VICTORIAN COAST |
| 56 | CATT ARCHITECTS
THE RESORT HOME | 150 | MOJO DESIGN
SATORI |
| 60 | CHARLES WRIGHT ARCHITECTS
THE CASSOWARY | 156 | MOLONEY ARCHITECTS
WOODEND HOUSE |
| 66 | CHASECROWN
FOURTH AVENUE | 162 | NORMAN RICHARDS
INSIDE OUT HOUSE |
| 70 | CHASECROWN
RAWSON | 168 | REITSMA + ASSOCIATES
K RESIDENCE |
| 74 | CHRIS CLOUT DESIGN
KESTRAL | 172 | SANCTUM DESIGN
MANLY HOUSE |
| 80 | CHRIS CLOUT DESIGN
SEASHELL | 178 | SLATER ARCHITECTS
BH1 |
| 86 | CHRIS VANDYKE DESIGNS
CAIRNS | 184 | STONEHAVEN HOMES
SACKVILLE STREET |



OUR HOMES ARE
OUR HABITATS
AND SANCTUARIES;
PLACES TO EXPRESS
OUR INDIVIDUAL
STYLES, SPACES
TO UNWIND IN



Norman Richards - Inside Out House
Photograph by Christopher Frederick Jones


Welcome
TO HOUSES I LOVE

I love what I do. I am privileged enough to be the publisher of Abode Magazine and the CEO of Think Publishing Australia, which gives me the special opportunity to spend time viewing the works of some of the world's finest architects.

I love houses. It is a passion I have had since I was young. Our houses are our private retreats; our sanctuaries from the outside world. When we design our own homes they become an expression of our individual personalities and senses of style. Each project presented in *Houses I Love* has been carefully chosen for different merits. As you will see, I have selected both modern and more classical designs, as I feel both deserve equal acclaim. Every design has its own unique aesthetic, earning each one a place in this book.

Designed for your coffee table, this book is a compilation of my favourite homes that have come across my desk in recent times. My hope is that you will find them as inspiring and beautiful as I do and that they will become houses that you love too.

Sincerely,

A handwritten signature in black ink, appearing to read 'Gary Takle', written in a cursive style.

Gary Takle

1 + 2 Architecture

MARION BAY





THE HOME'S SIMPLE TIMBER FORM

EMERGES FROM THE LANDSCAPE
IN ONE CONFIDENT MOVE









This small, comfortable dwelling nestles gently into the vast landscape of hills that roll down towards Tasmania's picturesque Marion Bay. The lightweight timber construct was inspired by the working buildings of the local rural environment.

Conceived as a folding ribbon of timber emerging from the site, the structure folds back on itself to form an enclosure. This is achieved in such a manner as to both ground the building and amplify its presence in the broader landscape. Apertures in the building fabric were formed with access to the view in mind. The primary opening, accessed by an inclined sheep chute, signifies the entryway. Across from the entry, a semi-enclosed, northerly deck offers a lovely spot to intimately interact with the beautiful landscape.

To the north and the east, a continuous strip of windows frames the views and invites warm sun into the home's interior – a luxurious feature in Tasmania's rather inclement climate.

The interior palette is kept monochromatic with the exception of the timber floors and accents. This simple scheme works to focus attention on the expansive vistas and bring a sense of undistracted warmth to the cosy living spaces.

Photography as noted.

LIVING ARTWORK PERVADES
THE INTERIOR SPACES AS
SPECTACULAR VIEWS OF
MARION BAY ARE FRAMED
BY EXPANSIVE GLAZING

Architecture Saville Isaacs

CLIFF HOUSE



+ A QUIET AND RELAXING ESCAPE WITH
ORGANIC APPEAL





Fresh white and timber compose an inviting façade with a breezy, seaside appeal. Behind, the home appears perched atop the edge of a cliff, projecting out and down towards the ocean below.

Inside, locally produced and commonly available materials are key to the design. These have been implanted in innovative ways in order to complement the quality of the space and highlight the raw beauty of the materials themselves.

The layout is simple and practical. Spread over three levels it includes a wonderfully open and airy kitchen, dining and living area, as well as more

insular, private spaces such as the library, study and guest bedroom located on the basement level.

Clean and comfortable, each space is an exercise in restraint, with pale whites and cool greys contrasted against the warmth of Australian timber.

The pervading views of the sea, however, are the home's most startling feature, flooding practically every room with a beauty like nothing else.

Photography by Kata Bayer – Product K





Architecture Saville Isaacs

TREE HOUSE



THIS HOME NESTLED AMONGST THE TREES IS

AN IDYLIC ENVIRONMENT
FOR A YOUNG FAMILY




The tranquil, natural setting was the main inspiration for the home's design and, as such, the view over the trees is carefully framed within the sensitive layout.

Lifted up into the trees, the house is a carefully choreographed sequence of internal and external spaces that are purpose built for easy living. Extensive glazing and large physical apertures ensure a constant engagement with the outdoors. Each room shares a close relationship with the land's topography and flora, producing a unique ambiance within the house.

Clean white internal planes form a contrasting backdrop to the natural environment, inviting the textures and colours of the outdoors into the neutral indoor canvas. A symbiosis of nature and habitation is created, with every leafy shadow projected onto the walls and a constantly evolving range of views.

Steel beams expressed internally make direct reference to the structure itself and create a uniquely industrial contrast to the chic interior decoration and design.

Photography by Kata Bayer – Product K



Banham Architecture

BOARDWALK BOULEVARD



+ CUTTING EDGE DESIGN
COMBINED
WITH NATURE





Set amongst sand dunes and natural coastal heath, the double storey residence is just a stone's throw away from the Indian Ocean, a fact that informed the availability of multi-dimensional views of the West Australian coastline right throughout the home.


A strong contrast between nature and modernity is prevalent throughout the property, displayed through the placement of sharp finishes against earthy elements. This design theme is articulated by towering vertical stone walls



capped by slim rooflines, below which white rendered walls and timber screens complete the soft material palette.

This property offers the epitome of organic, free-flowing design in a superb seaside location south of Perth. From the careful choice of quality finishes to the use of natural elements to create enduring, contemporary style, the discerning clients were more than impressed.

Photography provided by Banham Architects



Banham Architecture

CATESBY STREET



+ A COHESIVE DWELLING
OF SLICK
PROPORTIONS





Slim, simple lines and functional spaces come together here to create a place where simply dwelling becomes a pleasure. A gentle flow between inside and out encourages engagement with the natural landscape and beautiful views across the Indian Ocean.

Horizontal roof planes, strong vertical stone walling and hi-tech detailing are the essence of this curious design. The home's pavilion layout facilitates sustainable living solutions and enduring ocean views from almost anywhere.

In perfect harmony with the landscape and surrounding environment, the home is anchored to the ground with a solid stone base, featuring large cantilevering balconies that mimic the slender, bull-nosed roof planes. Adding to the lightweight look of the design, extensive glazing enhances the home's coastal appeal.

Photography by Annetta Ashman - Ashman Photography



BBP Architects

WARRANDYTE HOUSE





WHILE CONTEXTUAL TO ITS NATURAL SURROUNDINGS,
THIS HOME IS CONTEMPORARY
IN ITS EXECUTION









The residence is made up of two wings - one for bedrooms and the other for primary living. These two zones intersect to form an entrance vestibule, which is the central focus of the house. The main living areas pivot off of this space in order to address the northerly aspect of the site and the river views beyond.

Dual stonewall spines bridge the two wings and act to blur the distinction between inside and out. The garage, which also ties in at this point, is in part composed of a timber box that acts as the clients' home office. This looks out onto a sheltered courtyard, which also opens up from the kitchen area and wraps into the entrance hall.

The house is single storey and is predominantly comprised of two boxes with low skillion roofs. Interior spaces are sculpted with these roof structures and form opening clerestory windows. Louvres set into these clerestories allow natural ventilation through the residence, as well as introducing controlled lighting. The skillions overhang the building so as to protect it from the summer sun, while still allowing lower sun to penetrate the building in winter.

Photography by Robert Hamer

LOCATED IN A CLEARED
BUSH SETTING, THIS
LARGE RESIDENCE WAS
DESIGNED TO ENGAGE
WITH ITS RURAL CONTEXT

b.e architecture

VICTORIAN COASTAL





TACTILE QUALITY AND WARMTH TURNS THIS HOUSE INTO
A RELAXED, ACCOMMODATING
AND INVITING HOME







A stunning country residence in coastal Victoria, this home is a reflection of the beauty surrounding it. The house's compound of zoned buildings sits atop a plinth, elevating the main areas to maximise available views. Guest and garage facilities are housed within the plinth, above which rest the living zone and main bedrooms. These spaces serve to complete a collective of structures, which conservatively assert themselves in a pure architectural aesthetic.

Australian Colonial style is referenced within the plinth clad through stonework - a finish that gives a relaxed, weathered appearance. Above this, the home's main living zones emerge in black, which are oriented and punctured with extensive windows to capture views of the wonderful trees that enshrine the site.

Internally the home is relaxed and practical, expressing a cosy country aesthetic. The walls and ceilings are lined with timber boards that have an 'honest' quality to their finish - a tip of the hat to the design of older houses in the area. Extending out from the living zone is an expansive terrace that, given its position atop the plinth, elevates its users up towards the tree canopy for a truly magical experience of the surrounding landscape.

Photography by Peter Clarke

NATURAL STONEWORK
AND SLICK, BLACK
TIMBER CLADDING
SEE THE COUNTRY
RESIDENCE NESTLE
COSILY INTO ITS
SURROUNDINGS

Billings Long

SOUTH YARRA





A MASTERFUL PRODUCT THAT

TRANSCENDS THE BOUNDARIES



From behind a façade of striking presence comes a home that is paradoxically both large and humble at the same time.

Upon entry, a unique sense of style is realised, with a vibrant zebra carpet used to lead the eye up towards the stairwell and beyond. A library is located just past the stairs and to the left, while a lounge area sits opposite. Here, a sumptuous fireplace is framed by steel doors, which open to an undercroft and a gorgeous stressed mirror for aesthetic enhancement of depth.

Continuing through the home, an elongated dining table adjacent to the kitchen extends the eye past floor to ceiling windows, through to the glorious outdoor entertainment area with feature waterfall.

The kitchen makes use of clean lines and an elegant palette of white, while cabinetry and bench tops are given a matte finish and complemented with stainless steel appliances.


On the upper floor of the home, a study area sits adjacent to the balcony on the left, while the master bedroom is located with the retreat to the right. Here skylights flank one side of the roof to introduce a bevy of natural light, whilst a walk-in robe and ensuite are situated beyond.

Photography by Matthew Mallett



Blackburne Jackson Design

ROCKHOUSE





A FAMILY HOME THAT RESPECTS

THE STRONG, NATURAL
ELEMENTS OF THE SITE



Upon approach, imposing rocks obscure views to the house. One winds past their strong, characteristic shapes only to find that upon entry into the home, these natural formations dictate the internal flow. LED lighting at their bases provides a sublime interior environment. Once well inside the living level, expansive views to the coast are revealed.

Sliding doors are positioned between living, kitchen and deck areas, which move completely away to provide a seamless threshold between indoors and out. Given that the site was rather steep, the swimming pool is elevated and intersects the inside and outside spaces, bringing it closer to the active hub of the home.

A simple and restrained palette of materials has been applied to both external and internal finishes, each reflecting the colours and textures found on the site. Dark brick elements take on the characteristics of the rocky outcrops, while lightweight elements introduce colours reminiscent of the lichens that cling to the rocks.

Photography by Ross Eason



Canny

NEAVE STREET





BEHIND A CLASSICAL-LOOK FAÇADE LIES

A BRIGHT, CONTEMPORARY
HOME FOR THE MODERN FAMILY







The neat garden behind the wrought iron fence of this home is a direct reflection of the pristine architectural design it adorns. The evolving interior sees rooms flushed with custom cabinetry, which uses formal, dark timber and marble with contemporary white Corian and 2pac paint to blend the period aesthetics with the modern. In addition, the design incorporates formal, cosy 'winter rooms,' such as the front sitting room, along with bright, free-flowing living spaces where modern fixtures come alive in every well thought-out detail.

Operable walls of glass visually and physically engage the main living areas with the yard, pool, pool house and alfresco. The pool house and outdoor

spaces are constructed with seamless, raw-finish materials that are offset by vibrant green planting, dark painted fences and a white tiled pool with adjustable coloured LED lights.

A truly special home, this Canny conception is chic and classy, where sharp contemporary lines meet the warmth of traditional touches in a surprising and impressive design.

Photography by Gerard Warrener

THE IMPRESSIVE POOL
HOUSE IS A HERO OF
THE OUTDOOR SPACE,
ARCHING TOWARDS THE
SWIMMING POOL LIKE A
WAVE ABOUT TO BREAK


CATT Architects

THE RESORT HOME





THIS GRAND DESIGN EMITS AN AMBIENCE
AKIN TO A LUXURY RETREAT



This highly contemporary home has a clear individuality to it. It is both edgy and simultaneously timeless and although it is a single story residence, it makes a grand impression from the street.

The flat roof structure is distinguished by a series of dramatically curved aero-foil elements, which scoop northern light down through the clerestory windows nestled underneath, leading into the home's key living areas. The metallic finish of these Alucobond clad foils reflects a soft bronze light, allowing for a variation of ceiling height, from a dramatic five metres curving softly down to three metres.

The approach to the house is via a stone walkway that leads past a long, reflective water pool bordered by the artistic planting of succulents. A dramatic chocolate glass pivot door swings open into the five-metre high entry gallery.

Warm, natural tones give the living zones a silken finish, punctuated by glass doors that open widely to the alfresco area. Framed by travertine clad columns and glass balustrades that protect the adjacent pool, the outdoor entertaining area is suitable for year-round entertaining. All rooms surrounding this pool courtyard open floor to ceiling to the undercover alfresco space.

Photography by Derek Swalwell



Charles Wright Architects

THE CASSOWARY





THIS SUSTAINABLE COUNTRY RESIDENCE

PROVIDES AN EXCLUSIVE
HINTERLAND ESCAPE







Nestled amidst pristine tropical rainforest and just minutes from Port Douglas, The Cassowary strikes the perfect balance between rainforest, reef, rest and recreation. The house is sited on an elevated ridge in order to maximise the breathtaking rural views that look out over the working sugar cane farm towards the Daintree National Park.

Designed by Charles Wright of Charles Wright Architects, the design philosophy was to produce an unconventional outcome from conventional criteria. To this end Charles explains, "the conceptual framework for the project embodies our practice's ongoing pre-occupation with experimentation."

The imaginative design that resulted redefines the possibilities of rural living. Walls are virtually non-existent, with an outdoor focus comprising much of the home. "The climate of the wet tropics enables you to think about buildings in an entirely unique manner; one can literally design an open outdoor room under a large roof canopy, due to the minor annual temperature fluctuation," Charles says.

Photography by Kym Joseph

THE CASSOWARY BRINGS
TO LIFE THE DREAM OF
HOLIDAY MAKING, AND IS
ONE OF THE MOST 'GREEN'
ESCAPES ONE COULD
HOPE TO EXPERIENCE

CHASECROWN
FOURTH AVENUE



+ THE WARMTH OF TIMBER AND CRISPNESS OF WHITE SURFACES EXPRESS
A MODERN AESTHETIC RESPECTFUL
OF THE HERITAGE NEIGHBOURHOOD





A suburban home with a quiet street presence, this quaint home by CHASECROWN is anything but. Past an imposing timber front door lies a journey through vibrant interior spaces.

To the rear, the kitchen, dining and living rooms open up in a display of chic finished and stylish furniture. A gleaming white kitchen flushed with a complete suite of high-tech appliances is offset by the texture and colour of the island bench.

French doors open the main living area to an equally comfortable lounge outside. This a wonderful spot to entertain friends of an evening, with down lights shining from beneath a cantilevered roof. Beyond this stretches a linear swimming pool, which is again lit of an evening to wonderful effect. A double storey garage towers nearby, clad in timber panels that contrast with the home's exterior but tie in with elements inside. Low-maintenance gardens are cut out of paving to bring a natural element to the outdoor spaces.

Photography by Adam Bruzzone



CHASECROWN
RAWSON





ENGAGING WITH THE SLOPING SITE AND EXUDING A SENSE OF SOLIDITY

THE BUILDING APPEARS
CARVED OUT OF THE HILLSIDE





A sense of weightlessness is expressed in the home's grand street presence. The building hovers horizontally to flatten out over the crest of the sloping site.

The home's upper level houses the main living spaces, intersected by a stone-clad central gallery. Extensive glazing to this space, including an overhead skylight, floods the areas with natural illumination that bounces off the organic stone.

The kitchen and dining area makes up one side of the living level. A five-metre long kitchen island bench incorporates a sunken cooking area, separated from

the bench space used for dining and working. Overhead, a full-length stainless steel extraction-cum-lighting unit completes the chic look.

Large sliding doors open to a generous balcony that wraps around two sides of the home. A large cantilevered section of this balcony projects outwards towards the adjacent reserve, with a 4m overhang.

Photography by Steve Rendoulis



Chris Clout Design
KESTRAL





A CONSIDERED DESIGN THAT TAKES IN
BEAUTIFUL PANORAMIC
OCEAN VIEWS







Though compact, this tropical, Balinese-inspired beachside home takes full advantage of its location. From the moment you enter the property through the pivoting front gate you are on a journey, at all times experiencing the stunning view. A curved timber walkway across a pond leads you under a rendered canopy with skylights above. When walking through the lustrous timber front door that opens up this gorgeous house, it's easy to see why the design won Australia's Best Home in 2009.

Windows and balconies look down along the suspended wet-edge pool and out to the ocean beyond, giving the impression that the sea comes lapping right up

to your pillow. Glazing has been located to maximise both views and privacy; the only neighbours looking in are an expanse of trees, which lead the eye to the blue horizon and the juncture of sea and sky.

Offering great protection from the weather, good thermal properties and a low maintenance design, the tropical style of this home allows it to nestle perfectly into its beachside location.

Photography by Patrick Oberem

A PERFECTLY FRAMED
PANORAMA OF THE
PACIFIC OCEAN FORMS
AN IDEAL PAIRING WITH
THE CASUAL, YET HIGHLY
DESIGNED INTERIOR

Chris Clout Design
SEASHELL





A TRUE EXAMPLE OF

GREAT QUEENSLAND
COASTAL DESIGN







Another addition to the impressive portfolio of talented designer Chris Clout, the aptly named Seashell house is a stunning masterpiece that showcases his ingenuity.

Over-looking the Pacific Ocean, the sloping site upon which the house was built takes in some stunning views. It was this 180-degree outlook that inspired the huge arcing form of the house. In the shape of a nautilus shell, the design is a perfect example of how to deal with expansive views and excellent solar orientation, whilst implementing a truly individual and appealing house.

Many elements of the house and landscape have been considered to reflect its overriding shape. The stair, the kitchen island bench and the swimming pool, for example, all curve with the façade, creating a cohesive, fluid theme. Similarly, a consistent interior decorating scheme sees natural materials and textures furnish every room to achieve an inviting, beach-like aesthetic.

Photography by Patrick Oberem

THE ORGANIC, ARCHING
FAÇADE EMBRACES
THE PANORAMA OF
THE COASTLINE



Chris Vandyke Designs
CAIRNS



+ A HOME THAT SPEAKS OF
TROPICAL LUXURY



With reference to Californian architecture of the mid 20th century, the client wanted a home that would take all the style and glamour of that time period and apply it to the tropical setting of Cairns in Australia's far north Queensland.

Chris Vandyke Designs responded with a home of three bedrooms and plenty of open-plan living areas, all of which radiate from a stunning, fully glazed entrance. Entry is via a marble drawbridge of sorts, which extends over a pond. This pond then visually continues onwards to become the wet-edge pool on the opposite side.

A glazed walkway ensures the available views are engaged even as occupants and visitors move through the house. To either side of the entry, a neat organisation of rooms encompasses all the necessities for comfortable living. Each room features stackable doors that open them up and maximise the indoor/outdoor experience.

Interior fittings have been carefully utilised to create a minimal aesthetic. Porcelain tiles tie the entire interior arrangement together, aided by the gleaming surfaces of 2pac joinery, stone benchtops and glass and mirrored surfaces, all reflecting the sunshine during the day and the warm glow of down lights in the evening.


The elevation of the block permits the property to take full advantage of the spectacular views surrounding it. A stunning mountain range abuts the rear of the house, creating an embracing enclosure that, together with breezes flowing through the large gardens and into the house, forms a cool and calming retreat in the humid Cairns environment.

Photography by Sean Reason



Clever Design

QUARRY HOUSE





THE DESIGN OF THIS FAMILY HOME FOCUSES ON

MAGNETISM TO THE
PANORAMIC VIEWS







Fully engaging with its natural context, the home brings the best elements of the outside to the interior, but offers a high degree of sanctuary and protection. Inside, zoned areas provide a sense of eager exploration as the home extends out from either side of the entry.

Creating a dialogue with both sea and landscape, multiple convex roof forms emulate the waves of the rolling surf, while the sweeping form of the house features seamless, curved glazing that emulates the contours of the quarry rim.

The floor plan is organised into family and private zones, which facilitates the efficient functioning of these busy spaces. The western wing has been zoned to

accommodate the main family living areas, master bedroom and entertaining decks while capitalising on the primary views to the organ pipes of Mt. Wellington and the mouth of the Derwent River.

The material palette has been purposefully selected to minimise external maintenance and respond to the surrounding environment, and is comprised of earthy textured rendered walls, and complementary slatted faux wood sun screens and decking that blend seamlessly with the sandstone quarry face.

Photography by Richard Eastwood

BOUNDARIES BETWEEN
INDOORS AND
OUTDOORS ARE SUBTLY
BLURRED AS EXPANSIVE
STACKER SLIDING
DOORS TO THE WEST
ALLOW FOR EXTERNAL
ENTERTAINING ON THE
LARGE CURVED DECK



Crone Partners

GOOD HOUSE



BLURRING THE LINE

BETWEEN INTERIOR
AND EXTERIOR







This cleverly articulated family home delivers on every level, providing the clients with a beautiful, flexible house that meets all their needs. The interior spaces can be simply transformed from casual to formal, and the living area can be dissected by a large sliding panel for privacy.

The project is realized through a series of simple, intersecting and overlapping rectangular forms, with each 'box' offering a zone within the home. This creates private and shared spaces that flow into one another. The interior is warm and welcoming, but equally sophisticated. Extensive use and careful placement of high performance double-glazing draws natural light into every room.

Fresh, clean and bright, every room feels luxurious without being fussy. The kitchen features white, handle-free storage complemented by stainless steel and white enamel appliances. A timber storage unit clad in 'curly birch' defines a spine through the ground floor, adding warmth to the space and creating contrast in a room otherwise decorated in tones of grey and white.

Photography by Derek Swalwell

THE HOUSE IS
ESSENTIALLY
A SERIES OF
INTERLOCKING
BOXES. EACH 'BOX'
REPRESENTS A
DISTINCT PORTION
OF THE HOME

Dean Picken Designs

OLD DAIRY TOWN





+ AN UNDERSTATED BUT
BREATHTAKING HOME







Stretching its weathered timber form across the coastal landscape, Old Dairy Town by Dean Picken Designs is a seamlessly modern family home. Featuring an 8-star energy rating achieved through clever design principles, its structure is simple and low-slung, but none-the-less impressive as it runs along the southern views.

Expansive decks permit full enjoyment of the wonderful, natural landscape upon which this home sits. The surrounding environment is brought right into the heart of the house through expansive windows. Concrete flooring spreads throughout the interior, firmly grounding the building on its rather weather-beaten site. Furnishings atop this strong canvas are kept minimal, but provide a comfortable and warm environment, enjoyed especially by the children.

Zoning seeks to divide areas of the house according to their usage, with bedroom and living pods satisfactorily separated whilst retaining appropriate

flow between each. A studio sits away from the house but is connected visually through its mimicked design.

The children of the family enjoy their very own wing of the house. Here, a bathroom with two vanities assists in smooth flow and function, particularly on school mornings.

Key to the project, however, is its energy efficiency. Low embodied energy products were used throughout the project with consideration for the home's longevity and running costs. Ceiling fans and a classic wood heater provide all the house's climatic control needs, with expanses of north facing windows creating a comfortable internal environment regardless of the weather.

Photography by Rowena Naylor and Robin Sharrock

THIS HOME FITS
PERFECTLY INTO
ITS MAGNIFICENT,
EXPANSIVE LOCATION

Design Unity

NOOSA VILLA





THIS AMAZING PRESTIGE HOME ENCOMPASSES

EVERYTHING YOU WOULD
EXPECT FROM 5 STAR LIVING



From the outset it is obvious that this is no ordinary home. Driving under the portico entry, one could be forgiven for thinking that they were arriving at a luxury hotel.

Secluded on an acre with two road frontages, the home has a 3-metre fence constructed of stone, render and brush box for privacy. The overall theme of the architecture is a pod-styled design, with many sections joining to create an overall resort-like finish. Inside, the raised ceilings provide room for upper windows, which allows the light to flood inside and enhance the sense of overall space.

Classic Australian style meets a distinctive Asian influence in the property's styling, with timber and masonry producing a solid and earthy look.

The home's courtyard features a fountain and creek bed stones in order to soften the edge of the large, central, in-ground pool. Living spaces have been thoughtfully planned to look out to the pool, appearing like an oasis from inside the house.

A great place to entertain friends and family any time of the year, the outdoor area is surrounded by drought tolerant plants, with a selection of native and tropical species. Fitting with the overall Asian theme, the Balinese style hut nearby is an ideal place to relax and watch the world go by.

Photography by Matthew Mallett



GFAB

SAMUJANA





A SENSE OF TROPICAL TRANQUILITY

FOR WHICH THAILAND
IS RENOWNED









A living part of the greater landscape, the house is cut into the rocky site and overlooks the sparkling water of the ocean.

Reflecting locally sourced materials, the home's finishes have been kept simple. Sand wash and rough terrazzo coat the floors; local slate lines the pool and timbers are used for decking. Excavated rock forms a large part of the exterior cladding.

Uncomplicated materials, organic textures and subdued colours lend a calmness and modesty to the design, enhancing the feeling of a luxury coastal residence. The home is organized around a series of courtyards, gardens

and water features that move a cooling breeze throughout and promote a quiet tranquillity.

Enhancing the laidback, island atmosphere, wide apertures bring in the cool, sea breezes as well as offer seamless transition between inside and out. From the alfresco dining and lounge area, one can truly experience the magic of this coastal location with a view over the wet-edge pool to islands bobbing in the Gulf of Thailand.

Photography by Patrick Bingham Hall

GARDENS AND
WATER FEATURES
SHROUD THE HOUSE
IN NATURAL BEAUTY

Graeme Alexander Homes
ASPENDALE





+ A COASTAL HOME WITH
A RELAXED FEEL







Waterfront sites close to Melbourne are hard to find. As such, when this property was discovered by its owners, they set out to take full advantage of the location and craft a home that provided a fitting seaside lifestyle.

Sitting amidst a townhouse development, Graeme Alexander Homes successfully contended with planning restrictions to deliver a luxury home with ideal functionality.

The entry foyer sweeps up to the main living areas, through which views of the beach reveal themselves. As well as a large living area, the lower level incorporates engaging outdoor spaces that encompass lounge and dining zones, as well as a north-facing pool and spa combination that wraps around a corner of the house.

On the upper floor is the kitchen, featuring a large and equipped scullery. Bi-folding doors open up to the deck, allowing living areas to have uninterrupted glazing. This makes inhabitants feel as though they are as one with the view.

The master bedroom and en suite were positioned towards the front, with a V-shaped deck capturing views to the beach.

Photography by Robert Hamer

SINCE THE BEACHFRONT
ENVIRONMENT IS EXTREME,
HARDY MATERIALS WERE
USED, INCLUDING SOLID
IRONBARK POSTS AND
ALUMINIUM WINDOWS

Graeme Alexander Homes

MT. MARTHA






OPENING WIDE TO AVAILABLE VIEWS, THIS IS

A CLEVERLY ARTICULATED HOME







An expansive site in Mt. Martha that was nonetheless exposed to numerous neighbours presented Graeme Alexander Homes with a unique challenge. They were commissioned to design a home that maximised the available space, whilst simultaneously facilitating maximum privacy.

The site's available views were such that they could be accessed without additional elevation. This meant the home could be designed with a predominantly single storey frontage, and the ability to walk directly to the main entrance. The dwelling then opens up to an arrangement of living areas that are simultaneously compartmentalised and free flowing.

Chic and stylish interiors are minimal but inviting, permitting the water views to reign supreme. Light is brought into the main living sections through clerestory windows found beneath projecting roof forms. These spaces flow

out to an expansive balcony that looks down to the landscape below, a beautiful spot to entertain in style or simply relax and enjoy the view.

Accommodation for visiting family and friends, as well as accessory living spaces, were dug into the site, beneath the home's seemingly single floor that floats above.

The swimming pool is also part of the dugout land, embraced by the home and the landscaping that surrounds it, in addition to its associated terrace.

The surrounding lawn, native gardens, stonework and honestly expressed timber helps settle the home into the natural setting.

Photography by Robert Hamer

THE HOME IS LIGHT
AND AIRY, EASY TO
LIVE IN AND TAKES
FULL ADVANTAGE OF
THE SITE'S NATURAL
ATTRIBUTES

Graham Jones Design
QUIETWAYS





A UNIQUE HIDEAWAY THAT INCORPORATES

EVERYTHING THAT IS GOOD
ABOUT A COUNTRY ESCAPE







Devised by Graham Jones Design, constructed by Excelcon and situated only minutes from the outskirts of suburbia, this stylish, sophisticated home nestled in a quiet, rural valley is a multi-award winning contemporary reinterpretation of the traditional country house, actively engaging the landscape and creating distinctive opportunities for dramatic views.

A carefully choreographed entry sequence results in the revelation of expansive northerly views across a large dam, farmed fields and a wooded hillside. The living areas and master bedrooms run lengthways to take full advantage of these striking vistas. In addition, their position helps compose the overall layout of an elongated, cranked timber box, one which has been angled in both plan and elevation to cradle the banks of the dam and set up a dialogue

between the water and the slope of the site. Sitting beautifully within its natural environment, the home's simplistic and classic approach sees modern embellishments distributed throughout.

The main kitchen and living area takes in the best of the views over the adjacent swimming pool, which runs parallel to the house and appears to spill over into the dam beyond. Outdoor living is made easy with expanses of decking turned into a semi-enclosed exterior kitchen, perfect for enjoying outdoor dining all year round.

Photography by Luke Brice, Chris Groenhout and Eve Wilson

NATURAL FINISHES BOTH
INSIDE AND OUT ALLOW
THE HOME TO BLEND
WITH THE SURROUNDING
BUSHLAND AND ENHANCE
THE ELEGANT SCULPTURAL
FORM OF THE BUILDING

Liquid Architecture
FLORENCE



A photograph of a modern house at dusk. The house features a dark facade with two large, illuminated, louvered windows on the upper floor. A balcony with a glass railing is visible on the second floor. In the foreground, a swimming pool is partially visible, and a garden with various plants and a metal railing surrounds the pool area. The sky is a deep blue with some clouds.

+ THIS CONTEMPORARY DWELLING EXUDES
STUNNING PERIOD CHARM







This revitalised dwelling embraces the proportions and impression of the original Queen Anne cottage in a modern and well-articulated split-level arrangement. A materially-driven assembly, one that acknowledged the complex topography of the site, now allows the home to make full use of opportunities presented by the steeply sloping yard and existing rock shelves of the property.

The interior is arranged along a spine that extends from the existing side-entry and central hall. The retained spaces of the original home include a formal lounge, the main bedroom, a study, a guest bedroom and service areas. On the new lower level, the open plan living room, dining area and kitchen provide

a more casual atmosphere for the dwelling, with all spaces featuring direct access to the stunning new deck and pool.

The renovated internal space has a striking visual appeal, with a folded ceiling above and an overall void created by the two main tectonic components, which act as the key connection between the existing dwelling and the new addition. This idea is further expressed by the zinc roof, Terracade wall cladding and contemporary fenestration.

Photography by Michael Ford

THE FOLDING ZINC
ROOFLINE INFLECTS THE
CHARACTERISTICS OF
THE ORIGINAL COTTAGE,
WHILST TAKING A
MORE CONTEMPORARY
APPROACH WITH VOIDS,
FOLDS AND OVERHANGS

LSA Architects

ARGO STREET





+ THIS NOTABLE HOUSE IS
BOLD IN BOTH
COLOUR AND FORM



The goal of the architects was to provide a house that made a statement within the eclectic streetscape, to capture a person's gaze and hold their attention upon approach, entry and exploration of the home.

The methodology employed to meet this aim included implementing voluminous forms, building to the site perimeter wherever possible, installing glazing to multiple and varied planes, and applying colour to both engage the occupants and provide continuity and connection between the inside and outside spaces.

From as far away as the end of the street, one can view the orange 'box' that forms the first floor. Upon entry, the white ceiling abruptly gives way to the overhead insertion of this form. Arched glazing either side of the dining area

physically separates interior from exterior, yet enables the orange-clad ceiling wrapping to visually form the external walls of the first floor, increasing the appreciation for the building as a whole.

The kitchen island bench is similarly finished in gloss orange 2-pac, while the dark living room and kitchen joinery are anchored to the room perimeter by virtue of their hue and volume, allowing the internal oranges and external greenery to be the main colour focus. The grey polished concrete of the ground floor and white painted walls provide a subtle yet solid foundation for strategically placed bursts of colour.

Photography by John Wheatley - UA Creative



Marcus Roberts Architect

SOUTHWEST VICTORIAN COAST





A FUSION OF

MODERNIST & ORGANIC FORMS





Appearing as though it rises up out of the land, this sculptural beauty designed by Marcus Roberts Architect represents tranquillity at its best, with sweeping views of grass and swamplands as well as the gorgeous beach.

Due to the harsh and extreme weather that coastal homes are subjected to, this project encompasses a sense of solidity through its large, visually-grounding limestone walls. These walls also work as a spatially defining element around which the house is designed, a theme threading through every room.

A warm palette of textures and colours has been used on the walls and ceilings, while dark stained timber is used for joinery. The hue of the limestone adds continuity, harmony, and a bright, organic softness to every room.

Curved walls define the boundaries of the main living space and form a glazed pavilion for the lounge and dining areas. From here extends a stunning courtyard at the centre of the home that captures exquisite views to the beach.

Raw materials such as timber and stone add to the understated beauty of the design and have been used extensively to minimise maintenance and costs in the future. Establishing solidarity between architectural elements and the coastal setting is a dominant theme of the home, with its organic quality drawn from its surrounding environment, embodying timeless and refined simplicity.

Photography by Marcus Roberts



Mojo Design
SATORI





THIS HOME UNFOLDS FROM THE LUSH GREEN LANDSCAPE AS

A MONUMENT TO
CONTEMPORARY ARCHITECTURE







Though not an organic form, the structure floats gently across the land, making a strong and impressive statement while remaining respectful of its natural surrounds.

Redefining seamless connection with the outdoors, the living spaces are filled with light and air, projecting outwards towards the stunning landscape and framed beneath a huge skillion roof. To one side, the roof floats over a grand alfresco area - the perfect place to stop and relax of an afternoon and take in the tranquil surrounds. An outdoor fireplace warms this area during the cooler months, enabling year-round use. To the other side of the glazed living spaces lies the swimming pool, its inviting blue water a key feature of both the home's interior and its exterior.

Polished concrete, render, natural stone, aluminium, glass and stainless steel combine to form a meticulously finished, warm interior, wherein each material works in harmony with the natural timber used throughout.


The owners have named this house 'Satori' in reference to the Zen Buddhist term of sudden enlightenment, as this was their first sensation upon entering the home.

Photography by Paul Smith Images

THE GRANDEUR
OF THE OUTDOOR
AREAS ARE A BIG
PART OF WHAT
SHAPES THIS HOME'S
IMPRESSIVE IDENTITY

Moloney Architects

WOODEND HOUSE





A FAMILY HOME WITH

CLEAN LINES AND A
SCULPTURAL FORM







Responsive to the climate and site, the linear floor plan of this home employs a large amount of north-facing glazing in order to maximise sunlight access in winter. At the same time, the use of integrated shading recesses, overhangs, and blade walls reduce heat loads in summer.

The western façade is a continuous sculptural wall, punctuated only by the pop-out window box found at the end of the hallway. An important theme of the design was the provision of views to the landscape at the end of the major circulation axes, allowing the clients to enjoy the views all the way through the building. The box also provides a small window seat in the master bedroom to take in the front yard view.

In terms of its materials, the design generates a dialogue between timber cladding and rendered walls. White folding forms wrap up the façade, bringing together the living, sleeping and services zones. Meanwhile, the timber cladding adds texture, contrast, and warmth to the protected spaces within.

The timber garage element is cranked to the south to address the street orientation, leaving the living spaces and bedrooms to enjoy the views and north light.

Photography by Sebastian Gollings

CLEVER PASSIVE
SOLAR DESIGN KEEPS
THIS HOME WARM
WHILST CAPTURING
STUNNING VIEWS TO
MT. MACEDON

Norman Richards building design + interiors

INSIDE OUT HOUSE



+ A COUNTRY HOUSE WITH CLEAN LINES
AND NATURAL MATERIALS









With sweeping country views available from the hillside, this home glides across the landscape while taking in the outlook from every possible angle.

Viewed from the valley below, the 1.2 metre cantilevered floor slab and deck gives the impression that the house is floating gently on the hillside. The house's J-shape configuration wraps around a 15 x 20 metre north-facing courtyard, with its projecting wings pushed outwards onto the green space to create a sense that the home is being turned inside out.

The walls visually dissolve, as five metres of retractable glass and floor to ceiling ribbon windows seamlessly connect the inside and outside spaces, making for exceptional natural living. Strong stone walls of hand-pitched, dry-stacked Eidsvold siltstone radiate from the courtyard, extending and connecting the house to the landscape.

The kitchen affords easy access to the dining room and both outdoor entertaining areas. Teak veneer joinery is clean and highly functional, with handleless details, fully integrated appliances and a butler's pantry to keep daily clutter at bay. The breakfast bar can be reached from the paddocks below via the deck, while the laundry is located near the garage to enable a wash down area for dirty hands/clothing before entering the house.

A testament to self-sufficient living, the house harvests rainwater and has an onsite wastewater treatment plant. An orchard and vegetable patch provide produce for the home, while the cows below end up on the barbecue.

Photography by Christopher Frederick Jones

LOW HORIZONTAL
ROOFLINES COMBINED
WITH ALTERNATING
WALLS OF STONE, TIMBER,
GLASS AND 'FRENCH GREY'
RENDER TIE THE HOME
INTO ITS RURAL SETTING

Reitsma + Associates

K RESIDENCE



+ CLEAN LINES AND
SOLID CONSTRUCTION





Expanses of glass and a suspended concrete construction establish a clean visual form that, together with a neutral colour palette and timber features, complements the panoramic ocean views and produces a distinctly coastal vibe.


Upon entering the home, there is a sensation inside that tells you that this is no ordinary residence. Beautiful open tread timber stairs welcome guests upward, where the glorious and gleaming elevated pool comes into view. Capturing the essence of the ever-elusive seaside lifestyle, the main living areas to the east of the first level provide breathtaking vistas of the Pacific Ocean through oversized and frameless floor-to-ceiling windows.



The master suite is also located on the first floor, enjoying the same multi-million dollar views as the living zones. From here, suspended concrete steps lead down into the centrally located swimming pool that projects out towards the sea.

As if one had not experienced enough of the amazing scenery, a final treat is to be had by those who make the journey to the rooftop terrace. Accessed by a semi-concealed half flight of stairs, occupants are gradually greeted by an astounding 180° view of inspiration and freedom. The world stops, as you are perched on this splendid rooftop, allowing for the ultimate escape. This is arguably the most outstanding aspect of the home, and a glorious place to spend a beautiful summer day.

Photography by Trevor Reitsma



Sanctum Design

MANLY HOUSE





CONCEIVED AS A COLLECTION OF EXPERIENTIAL SPACES

THE HOME SWEEPS AND SWELLS SEAMLESSLY BETWEEN EACH ROOM









Capturing the essence of a relaxed 1950s beach shack, this Manly house was designed around the ideal of barefoot beachside living. Hence there is an easy flow from the surf, through an outdoor shower and into a sand room where thongs are tossed and surfboards carefully stacked.

High clerestory windows invite rays of warm sunshine deep inside the home, animating rooms with a strong connection to the seasons. Stark white weatherboards and smooth rendered walls ground the building from an external perspective. On the horizontal plane the structure feathers and fines



towards lightweight timber awnings and delicate canvas sails, providing shade in the heat of the summer sun.

The success of this project lies in its respect for traditional Australian beach culture, embracing the boisterous lifestyle changes of a growing family with flexibility and grace.

Photography by Simon Wood

FLAUNTING A DISTINCTLY
AUSTRALIAN PERSONA,
THE HOUSE HOVERS
BETWEEN A STATE OF
COZY PERMANENCE AND
THE TRANSIENT FEEL OF
A HOLIDAY HOUSE

Slater Architects

BH1


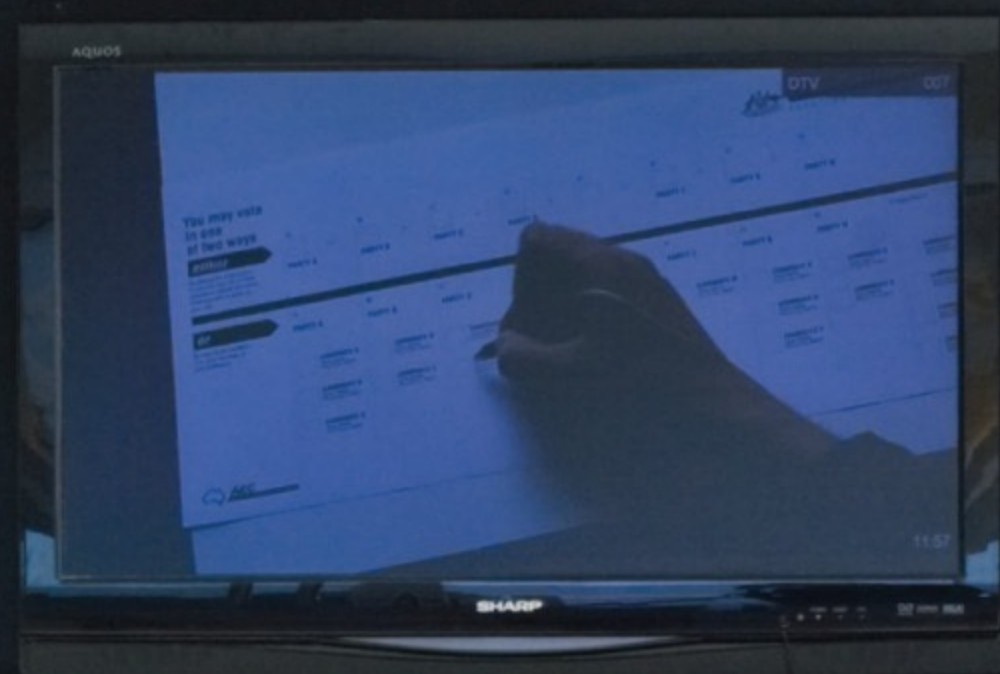





THIS HOUSE EXPRESSES

SIMPLY THE BEST OF EVERYTHING







A common architectural language is spoken through this house, with a collective palette of materials that includes South Australian Bluestone, pre-cast concrete, render, sandblasted marble tiles, glass and stainless steel, all of which come together in a light, typically beach-style house.

Mixes of horizontal and vertical elements offer articulation and solar shade to the various components, which have been arranged into well-proportioned spaces and designed around the principles of view lines, use and orientation. This modern beach house is flushed with versatility for large families to enjoy luxurious flexible interiors

The interior has been crafted to reflect the natural context of the beach environment with elegant and simple colours and forms. A soft palette is used across the minimalist design that is striking but sedate, allowing the spectacular beachfront outlook to take absolute supremacy in each space.

180° views of the ocean are enjoyed through large expanses of glazing, which can be slid aside to open the house up to the soft sea breezes that flow in over the terrace and lush lawn – the only obstacles between the house and the golden sand. The seamless indoor and outdoor connection creates extended living spaces for entertaining and outdoor cuisine.

Since the house was created to provide its occupants with a private resort experience, a truly special pool and spa was included where guests can relax, play and unwind. The crystal blue waters are made especially stunning via a completely transparent end to the linear pool, creating the illusion of water frozen in space.

Photography by Walter Glover

THIS BEACH HOUSE
GRACES ITS PRIVILEGED
BEACHFRONT LOCATION
NORTH OF SYDNEY



Stonehaven Homes

SACKVILLE STREET



THIS HOME'S ELEGANCE

IS UNMATCHED







Architect Roman Franetic of Melbourne's Stonehaven Homes has conceived a dramatic design, seamlessly integrating indoor and outdoor living. Making a bold yet minimalistic statement, this home comprises countless luxurious appointments, including a library, eight-seat home theatre and an impressively large pool situated within the extensive outdoor living area.

Created around a steel portal frame superstructure, cantilevers throughout give rise to a breathtaking two-storey home. Given the emphasis on letting natural light penetrate the interior, an abundance of glazing has been used to make such a thing possible. Fittings and frames are beautifully complementary of the luxury and simplicity exhibited throughout.

A glass curtain wall in the centre of the home completely opens out to stunning entertaining areas on both sides. In addition, it opens up the whole length of

the property from the front, right through to the pool. This allows the interior to blend seamlessly with the exterior and creates a more comfortable and versatile area for both family and guests.

The remainder of the interior boasts the ultimate in contemporary lavishness on a palatial scale. The main bathroom presents itself as an attractive and functional space with sandstone coloured tiling and modern basin sets. Complete with imported fittings and eco-friendly features such as a 45,000-litre underground water tank, this home ticks all the important boxes of style, practicality and luxury.

Photography by Michael Downes - UA Creative

THE KITCHEN, DINING
AND LIVING AREAS ARE
A PART OF BOTH THE
INTERNAL AND EXTERNAL
PLAN, OPEN ENTIRELY
AT BOTH ENDS TO THE
LUSCIOUS LAWN AND
SWIMMING POOL









Stonehaven Homes - Sackville Street
Photograph by Michael Downes - UA Creative



“Our homes are our habitats and sanctuaries; places to express our individual styles, spaces to unwind in.”

- Gary Takle

think

www.thinkpublishing.com.au
www.thinkstore.com.au

ISBN 978-0-9871356-4-3



9 780987 135643