

COELUM PHILOSOPHORUM



Our heaven this Figure called is
 Our table also of the lower Astronomy
 Which understood thou may not miss
 To make our Medicine perfectly
 On it therefore sit thy study
 And unto God both night and day
 For grace and for thy Authors pray

Calum Philosophorum.

TRANSLATED BY:

S. BACSTROM, M. D.

COELUM PHILOSOPHORUM

or

FAITHFULL DIRECTIONS

How to Obtain the

HERMETICAL TREASURE

in via mercurii metallorum

also

How to Elaborate particular tinging Medicines







































From each of the Seven Metals and various

Minerals, etc. etc.

Translated by: S.BACSTROM m.d.

1787

CONTENTS

Preface	(i)
Of Gold and its principles.....	(1)
Gold-- what it is	(1)
Mercurification of 	(2)
Calcination of 	(3)
Amalgamation of the   with purified and prepared 	(5)
Glasses.....	(6)
Digestion of the āāā	(7)
Digestion continued to a red 	(7)
Signs and phenomena	(8)
Use of the red powder	(8)
Process in a particular way	(9)
Augmentation of the Sophic 	(10)
Second augmentation	(11)
Its use for support.....	(12)
Process for the Great Work.....	(14)
To elaborate the White and Red Medicine, <u>Via universali</u>	(15)
Further procedure	(17)
Multiplication of the White Elixir	(18)
Process with the White  to make the Red Medicine	(19)
Of Projection with the Red Stone	(20)
Multiplication	(21)
Sophic 	(21)
Its preparation -- the    stellatus	(22)
Purification of the 	(23)
Further animation of the  with 	(24)
Amalgamation of the Lunar  with purified running 	(25)
Distillation of the 	(27)
Ultimate rectification of the 	(28)
Purification of common running   for the foregoing operation	(30)
A process to obtain the Sophic Gold out of the Sophic  by a compendious way	(31)
The Sophic  <u>ex</u>  <u>et</u>  from  Duplex....	(32)
Virtue of this Calx of 	(33)
SECOND SECTION OF 	
Process w ^t  <u>in via humida</u> w ^t Zinc.....	(34)
<u> </u> with  and 	(36)
To distil over the   as an 	(37)
Further procedure with the   to obtain a true potable and medicinal 	(38)
Its Use	(39)
A particular labour with this  for metals....	(39)
How to proceed with the āāā	(40)
Universal process with the same	(41)

The menstruum or ∇ wherein we dissolve volatilize the \odot	(42)
Its distillation	(42)
Further procedure with the ∇	(44)
Our Circulatum or Alkahest	(45)
To prepare the same menstruum by a different process	(48)
OF IRON ♂	(49)
♂ ♂ et scorae primae	(50)
Use of these Scoriae	(50)
Use of the sublimed and subtilised Scoriae ♂ ♂ on ♂	(51)
♂ ♂ with ♀	(52)
Another work with ♂	(53)
Its use as a Medicine	(54)
Further procedure with the corrosive ♂ of ♂	(55)
Use of this precipitate	(56)
OF COPPER ♀	(57)
Process with ♀ in via humida	(58)
A particular labour with ♀	(58)
Operation with its Stone or ♂	(59)
To make Vitriol of ♀	(60)
Process with the Christals of ♀	(61)
To make a running ♀ of ♀ ♂	(62)
OF ANTIMONY ♂	(63)
Hepar Antimonii	(63)
Running ♀ of ♂	(65)
A process with ∇ on ♂	(66)
<i>Of Medicinal Tinctures</i>	
1st Tincture of ♂	(66)
2d ♂ of ♂	(67)
3d ♂ of ♂	(67)
4th ♂ of ♂	(68)
 Lapis Ignis Basilii Valentini explained by the Author	(69)
The composition and digestion	(70)
 OF MERCURY ♀	(70)
The making of ♂	(71)
♂ of ♂	(72)
Corrosive	(73)
Coagulation of ♂ by means of its own internal ♀	(74)
A Sophic \odot is obtained	(75)
Fixation of ♀	(75)
The Process	(77)
Multiplication in quantity	(78)
Further multiplication	(79)
 OF VITRIOL ♂	(80)
Spirit and Oil of ♂	(80)
To make the Stone out of Hungarian ♂	(82)
Separation of the principles in via humida.....	(84)

Composition	(85)
Remarks on the process	(86)
OF SAL ARMONIAC, \ominus^*	(88)
Spirit of \ominus^* its virtue as a medicine	(89)
Its use for metals	(89)
Menstruum for the solution of \odot : proceeding from \ominus^* , \odot \ddagger Butter of δ	(90)
OF COMMON SALT, \ominus , and the Circulatum Minus of Paracelsus.....	(92)
OF SILVER, \smile	(93)
Process upon \smile - Calx \smile ae.....	(94)
Amalgamation with \ddagger	(94)
Purification of the \ominus used in this process.....	(95)
A process on \smile for the stone	(96)
Multiplication in quantity and quality	(100)
Reasoning of the Author.....	(101)
Experiment upon silver	(102)
Another mode of procedure	(103)
Process upon \smile in via humida	(104)
Further procedure	(105)
Another process upon \smile	(105)
The Last process upon \smile	(106)
Composition	(109)
Multiplication	(110)
 An Experiment on \odot	(110)
Characters (symbol \ddagger table)	(112)
Excerpts from Paracelsus	(113)

The remarks introduced in different parts of the following translation between parenthesis /:thus:/ are by the Translator. They are no part of the original. This work is thought to have been written by Cramer.

COELUM PHILOSOPHORUM

that is

A faithful Instruction
founded on practice and confirmed by Experience
how not only by the Via Mercurii Metallorum
in the dry and humid Way the hermetical
Treasure may be fully obtained,
but also
how to elaborate particular tinging Me-
dicines from all the Seven metals and
Various minerals;
with
powerful and Safe Medicines to heal
Diseases otherwise incurable;

out of love towards
our fellow creatures
communicated by:

an Admirer of Fundamental

CHEMICAL SCIENCE

/:S.C.:/

DRESDEN & LEIPZIG 1739 octavo

Translated from the German

PREFACE OF THE AUTHOR

Benevolent Reader:

If thou art a Lover of the more sublime part of Chymistry and intendst to learn and do something practically without hurt to thyself, this Treatise will be useful, as the author is not envious, but will be glad if some good is done through his good meaning.

The author has on an Emerald Foundation /: alluding to the Tabula Smar-gadina Hermetis :/ laid by Hermes, built his philosophical heaven.

The author does not intend to perplex the lovers of this difficult art, which is nevertheless easy enough to those that know it, but he proposes to give light.

The Lights on the Heavens give and Cause us Light, Signs, Times, Years and days. It is Similar to our philosophical Heaven, \bigcirc , ♂ , ♀ , ♁ , ♂ , ♀ , ♁ , ♁ , give us golden Tinctures, whilst ☾ , ♁ , ♁ , ♀ , \bigcirc , give us only silver Tinctures.

The road to our philosophical Heaven is Overgrown with Thorns, and those that travel this way are conducted in a wonderful manner. Sometimes men are lead into it innocently, sometimes through Ignorance, by Some accident, by Covetousness, by persuasion, by natural Faith and Confidence, by Great Ex-pences, Labour and Diligence, by Experience and Sometimes by Imposture and false Transmutations.

It is however certain that no man will ever attain a happy End in this danger-ous Science except he is possessed of an Innocent Heart and unblamable Character.

It happens very seldom to meet with an Adept, who should be willing to communicate, or even make himself Known to us.

Knowledge, Labour and Patience are the most useful companions on this Road, **whosoever** does not possess them all three will never obtain what he seeks.

It is Strange that there are men, who otherwise do not want for Good Sense, who should philosophize either against this art or in favor of it, to mislead honest Lovers into fatal Errors, whilst they know as much when they write against it, as they do when they favour it. Some are very mysterious, they write of things which they Know nothing of themselves. They also mislead the industrious

Searchers into a Labyrinth of Errors.

The Matter of their Stone is a heavenly matter, has no name, is every - where, but Known by none, but the Adepts! This can only be allowed in part, as the first subject we take in hand must be visible and tangible absolutely.

Who Soever has studied the genuine writings of the Philosophers, will easily comprehend, that without a visible and tangible Subject and much pains Labour and patience, nothing of any moment was ever done in this art; understand the preparatory labour of Bodies; as this art does not busy itself with Soft Eggs, but with hard metals and ores, to Subtilise and exalt them, which requires Knowledge, Labour and patience and some Expences.

This Treatise has been written, by the Blessing of God to instruct Serious Lovers of this art, such as possess a sound judgement, if they will but follow the Simplicity of Nature!

OF GOLD ☉ AND ITS PRINCIPLES

Basilus Valentinus, Paracelsus, Monte Sneider and others have demonstrated 3 principles, viz: metallic ☉, metallic ♀ and metallic ♂. Becher and Stahl demonstrate 3 Kinds of ♁, viz: the Vitriifiable or fusible /: ☉ : / the inflammable /: ♀ :/ and liquifiable or Specifically mercurial /: ♂ :/ in metals.

Anterior Philosophers have mentioned only two constituent principles of the Metals, viz: ♀ and ♂. These were Lullius, Bernhardus Trevisanus, N. Flamel, .

The Oldest Were Satisfied With One principle only, viz: ♂;
those attributed the Difference of Metals to the Maturation
and Fixation of that ♂, with a mixture of metallic ex-
ternal ♁. This Opinion, if referred to the nearest
matter of metals, appears to me to be the truest and the
best, because this can be confirmed and proved by the
anatomy of metals, although We must allow that Minerals and
Marcasits yield a ♀ a ♂ and a ☉. The remotest
principle is a Vapour in the Mines, wherein the Universal ☉
is Specific!

GOLD ☉ WHAT IT IS.

☉ is a very pure metallic Body full of Light: extremely
Simple, as to its Essence--a perfectly matured ♂, with-
out any external addition. This we believe, because the

whole Substance of ♀ viv:, provided it be well purified and animated, can by Simple Digestion be matured and fixed into pure ☉ ! nay more than that!

Therefore we conclude that ♀ is unripe ☉ . In the Same Manner common ☉ , So highly fixed by Nature, can be retrograded and reduced into running ♀ : it follows from thence that ☉ must be a pure fixed ♀ . Therefore let us be Satisfied with Experience.

MERCURIFICATION OF ☉ .

The Mercurification of ☉ is performed in the easiest and most natural Way be common running ♀ .

For that reason the Oldest Philosophers have told us: "Make ♀ by or with ♀ ." Whereby the Whole Substance of ☉ , without any loss, is transmuted into living ♀ .

This nevertheless requires judgement and certain Degrees of Operating. The most principal are Calcination, Amalgamation, Digestion and Distillation.

By these 4 degrees of Operating ☉ is reduced to running ♀ .

Out of this ♀ of ☉ by Digestion alone, a Noble Medicine for the human Body and even a perfect Tincture for Metals can be Made. /:this was one of the Processes of Sebald Schwartz, which he communicated to Augustus pius Elector of Saxony, in the year 1570, and to His Spouse Anna; which **TR**. acted on 10,000 parts of ♀ . :/See Bar: Kunkel von Lowenstern's Laboratorium chymicum. :/

We begin also with the

CALCINATION OF ☉ .

☉ is calcined by various methods: amongst all of them, I found the following the best, by Experience:

Dissolve Sea ☉ in clean boiled or distilled ▽ : filter the Solution and evaporate, until a film appears on the Surface: then let it crystallise over night, by pouring the Liquor into large Glazed Dishes.

These Crystals of ☉ dissolve a Second time, filter, and Separate the faeces, evaporate the filtered solution to a pellicule as before, and let it shoot into Crystals, which will be whiter and purer. Repeat this a third, or even a fourth time, until the ☉ crystals are perfectly pure, dissolve entirely, and leave no Impurities in the filtering paper.

Keep this ☉ in a Glass or Glazed ▽^{en} Vessel, covered carefully that no Dust nor humidity may Spoil it.

Now take refined ☉ , which has been purified either by ☽ or has been reduced from the Quart: get it laminated at the flattning mill, or let it be beat into thin Leaves, which āāāte with as much purified ♀ as it wants--Suppose ☉ purified and Laminated or in Leaves 1 ♁ , add purified ♀ 4 ♁ : āāāte it with great Care and do not mind the trouble of grinding it well.

When it is well āāāted, squeeze the āāā through Smooth Chamoy Leather, in order to press out the Superfluous ♀ . The āāā which remains in the Skin you must wash with common ☉ and Vinegar first, and then with clean ▽ , repeating this operation until the āāā is as clean as a looking Glass --

then dry it in the Sun or in a Gentle heat and it will become hard, so that it may be pulverised.

Take now your dry āāā & grind it with 3 times its own Weight of your purified Sea ⊖ . Grind it With great diligence in a glass mortar, previously heated, and it will and must become a Subtil black ♂ . Put this ♂ in a convenient Small glass ♯, adapt a Receiver, half filled with pure ▽ , and distil in ⋯ increasing your △ gradually, until the running ♀ is come over into the ▽ .

The ♀ which settles in the neck of the ♯, must be carefully Swept out with a clean feather of a Goose Quil, that it may not collect and fall back into the body of the ♯.

On the calx Which remains in the body of the ♯, pour clean ▽ , Set the ♯ again in the ⋯ furnace, and give a gentle △ ,So that the ▽ may Simmer gently on the Calx and dissolve and extract all the Sea ⊖ . The Meaning is not to distil the ▽ from the Calx, because the ⊖ would still remain behind: the ⊖ is to be dissolved in the ▽ by this process. Then Shake it up in the ♯, whilst it is yet warm and pour it out, the ▽ and the Calx: let the ♂ Settle and pour the ▽ off carefully; the remainder pour into a filtre and let the ▽ run from it. Then dry the Subtil ⊙ ♂ . The ▽ and running ♀ in the Receiver must be poured out, the ▽ Separated from the ♀ , and the ♀ must be dried by evaporating the remaining moisture from it, in Such a gentle Degree of Heat as will raise the Humidity but not the ♀ , or in the Sun.

Repeat this Same process with this ♀ of ⊙ and with your Same dried ♀ twice or 3 times more, and when finished your ⊙ will then be well calcined.

This is nevertheless only an external Calcination or Subtilisation; yet this preparatory Labour is highly necessary, because it promotes and accelerates the Succeeding Operations.

AMALGAMATION OF YOUR ⊙ ♀ WITH PURIFIED AND PREPARED ♀

Now take half an ounce of your tender ⊙ Calx, and āāāte it with one ounce of purified animated ♀, by a long continued equal grinding in a warm glass mortar, as you did before.

That is you are to take 1 part of ⊙ Calx and 2 parts Mercury Sopic; Wash your āāā perfectly clean, and lay it in a clean glass or China Bason; cover it with clean paper, that no dust may get into it; and let it dry gently, so that it may be handled and yet hold together.

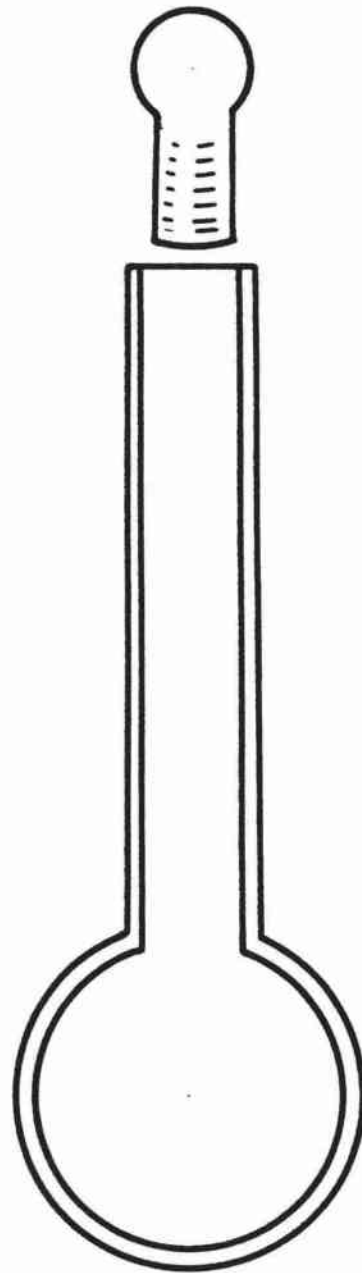
Then with very clean fingers form this mass into Small pills, or the Size of a green pea; lay these pills on a China dish, which place in the Sun, or on a very gentle Warmth, or even in a warm room, covered with clean paper, in order that all humidity of elementary ▽ may evaporate from them, and the pills become hard and perfectly dry.

/:The preparation of the ♀ Sopic, whereon the Success of this process depends entirely, is taught hereafter: it is the Sopic animated running ♀ of Iranaeus Philaletha,

Espagnet, Claveus and Alex: Von Suchten; but this is the long way with corporeal ☉ Subtilized, whilst Irenaeus has a Shorter way without ☉ , as we have fully explained in Our Msc: without Name or Date; yet this process is certainly Genuine and Safe, although very laborious; /

Glasses:


You must now get a doz:
of digesting Globes made
of the best glass, Stout
in Substance, as nearly
to this Figure and Bigness
as possible; not bigger,
as this is full big
enough. They must have
glass Stoppers nicely
ground in, so as to be
air tight. /:If they
are made a little
Stronger yet, than
this drawing; it is
so much the better on
account of the grind-
ing the Stoppers in.:/




DIGESTION

Take now one of your digesting Globes, and put therein your āāā made into small pills. If the Globe is no bigger than this, your āāā or pills must weigh no more than 1½ ounces. The āāā must never fill above half the Globe. Place your Globe in warm ∴∴∴ in your digesting Furnace & tie a piece of paper over the Opening of the phial, until every humidity is evaporated, which in a gentle heat is done in 24 hours.

When you perceive no more humidity in the neck of the Glass, shut it with the glass Stopper close.

Continue the digestion in a very gentle Heat, and during the first Week the āāā begins to contract, and, as it was divided before in Small Globes, it becomes now one only mass, dark in colour, and puffs up or Swells, like fermented paste near the  .

THE DIGESTION CONTINUED TO A RED  .

In this gentle degree of Heat, sufficient to excite the above mentioned fermentation, it must now be kept night and day, until it becomes a dark dusky red  .

But before this comes to pass, you will See curious phenomena in the glass Globe, and never the Same alike, nor in one Glass as it happens in another, although you should inclose exactly the Same Weight of āāā in Glasses exactly alike and in the Same Degree of Heat; Which I can attest to you from a great deal of Experience.

I shall only relate to you the most remarkable Changes and phenomena I have Observed myself, which have happened to the Matter.

SIGNS AND PHENOMENA

After the āāā has Stood in Gentle Warmth, 15 or 16 days, it grows upwards like branches and Leaves of Trees, and on the Sides of the Globe the ♀ fixes itself, and causes part of the globe to appear like a looking Glass. But when afterwards the Succeeding Vapours inspissate the fastened ♀, he becomes too heavy to support himself and runs down, in Streaks or Veins, to the bottom, until the ♀ becomes united with the Subtilised fermented ☉ in the form of a powder.

The Small Trees grown out of the āāā, drop down in process of time and become, with the ♀, a red powder.

But before this happens, the upper part of the globe, inside, is beautifully gilt all over.

Amongst all the Philosophers, who worked this way, Irenaeus Philaletha alone has observed this, which I found exactly true.

USE OF THE RED POWDER.

This red powder must be continued in Digestion, increasing now your heat a little, and must be fixed gradually; which requires 3 months time, and an able and patient operator.

This fixed fusible powder or precipitate is called the Philosophers Gold, because it is prepared in a philosophical manner, by Digestion alone.

By the help of this Digestion, when finished, you have now completed the true radical and central Calcination of ☉, and you possess now the Genuine Calx or ashes of the Philosophers, wherein the Royal Diademe is hidden.




This Calx or fixed red powder is the philosophers ☉ or nearest Matter of the Stone, out of which the Great Work may be made, as well as a particular profitable Labour.





Now to oblige well intended Beginners in this Divine art, who wish not only to learn but also to reap an Advantage from their Labours, I will faithfully communicate, as I have done thus far, not in Metaphorical Language, but in plain Terms, how they may proceed further, and how to work with this Calx of ☉ in a particular way, to enable them to Subsist until the Great work is accomplished, which I will also faithfully teach hereafter.






PROCESS IN THE PARTICULAR WAY


You possess now 1½ ounces of philosophical ☉; but if you would or could from the beginning work with two Glasses, which would be the Wisest and Safest way, as you can then Keep One Glass with 1½ ounces of Sophic ☉, for the universal process, by all means do it.

AUGMENTATION OF THE SOPHIC  IN QUANTITY

Take your 1½ ounces of philosophical  , in the Same phial it has been fixed in, or put it into another and put it in a  furnace. Let the  get pretty hot, so that the phial and the matter may become Very hot, so that you can only just bear to touch it.







Then, through a well heated Glass funnel placed in the mouth of the phial, pour of your prepared Sophic  ½ ounce, previously heated, on your Sophic  in the phial, that is a ¼ part of the  Sophic to ¾ of the Calx of  .


Close the phial with the Glass Stopper, as there can be no humidity at present. Digest again in a  heat, your Degree of Heat must be Such, that nothing of the  may be Sublimed from the Calx of  . Continue to keep your matter in digestion, increasing your heat gently and gradually, during 4 Weeks time and this additional Sopic  will become fixed by the power of the fixed Sophic  .





After 4 weeks time you must increase your heat so as to make the  almost glowing hot.


(The following is an opinion which the translator has here given.)

/: I presume that this intense Heat, which would be perhaps 300 Degr. would cause the Subject to melt together into a massa.


It may perhaps be unnecessary, but in order to get the mass out of the phial, it would be necessary to break the Globe off; I wish to save the phial, and would rather perform these last three days of Glowing Heat in a small , with a lid luted on, to Save my phials; I would put the small  in another large One filled with  and covered with , and then place the large  in a wind Furnace or some other furnace managed with Charcoal, and Keep the  just glowing quietly without draught or Blast:/"



/: I would this way begin and increase my  gradually:/"






Your half ounce Sophic  must not be poured into the phial to the Sophic , the whole quantity at once, but only gradually, at each time the quantity of the Size of a pea, being made warm, as I told you; and after each projection of the  into the phial, let the phial stand $\frac{1}{2}$ an hour in the hot , then project again the Same Small quantity, until the whole $\frac{1}{2}$ ounce is put in. Then, as has been mentioned, close the phial with the glass Stopper and fix the mass, until it melts without fuming.

Now you possess 2 ounces of Sophic . This is a Beginning and a Foundation of a Minera Perpetua at home, which you must Still increase in quantity, as you did before, to enable you to take a part of it every month, for reducing it to obtain the Emoluments arising therefrom.









SECOND AUGMENTATION OF THE SOPHIC  IN QUANTITY

It is to your interest to multiply this Sophic  in quantity and at least to double it.

The above 2 ounces imbibe again with $\frac{1}{2}$ an ounce of New Sophic  and fix the mass, and in four weeks time you will obtain $2\frac{1}{2}$ ounces of Sophic or fixed Mercurial  .

In four Weeks more you may Obtain by the Same process, imbibing with $\frac{1}{2}$ ounce of  Sophic, and fixing the matter, three (3) ounces of Sophic  . Now divide this in two phials, putting into Each phial $1\frac{1}{2}$ ounces of Sophic  : imbibe Each phial with $\frac{1}{2}$ an ounce of Animated or Sophic  , and fix your matter as before, and you will obtain four (4) ounces of Sophic  .

ITS USE FOR SUPPORT

Of the above six ounces of Sophic  take $1\frac{1}{2}$ ounces. Melt five or six ounces of fine  in a  , project your $1\frac{1}{2}$ ounces of Golden precipitate, enveloped in Wax, upon your  in fusion, and let it melt together for $\frac{1}{2}$ an hour, the  being carefully covered, to prevent any coals from falling in. Let it cool, separate the  from the mass \therefore by  \therefore , which  must be previously made into thin

Lamina in the flattening mill, or filed; if the ∇ will not dissolve it, you must melt another ounce of fine \textcircled{C} with it, and you will see a Black ∇ or Calx fall out of the Solution. Wash and dulcify this Calx with ∇ , and melt it with Borax, and you will find $1\frac{1}{2}$ ounces of pure fine \textcircled{C} of 24 Carat.

The remaining four and one half ($4\frac{1}{2}$) ounces of Golden precipitate divide again in three Globe glasses, imbibe each glass with $\frac{1}{2}$ an ounce of Sophic \textcircled{F} , digest and fix. In this manner you can reduce every month $1\frac{1}{2}$ ounces of Sophic \textcircled{C} into corporeal, out of the \textcircled{C} , which at four Guineas per ounce amounts to six Guineas per month.

/: This would answer well enough in Germany but not in England; consider the Expenses and time of procuring a Sufficient quantity of Sophic \textcircled{F} , the Expenses of Charcoal and Oil for the Digestions and Fixations and ∇ , I believe this work might bear its own Expenses but not enable the Operator to Support himself, therefore it is better to elaborate the Tincture at once:/

/: Therefore we will proceed:/

The before mentioned fixed Solar precipitate or Sophic \textcircled{C} forms a perpetual Minera, and is already in

this State a most admirable Medicine at least equal if not Superior to, I. B. van Helmont's *AURUM HORIZONTALIS*; of this We shall treat further hereafter.

What I have taught you now, is a tedious yet a certain and Safe particular way to Obtain profit every month. But if you like to pursue the same Labour further, in Order to Obtain the universal Tincture or Stone of the Philosophers, which tinges or transmutes all Mercurial Metallic bodies into genuine \odot , you must open your philosophic \odot radically and centrally, and Subtilise still further, and increase in Colour, fusibility and Weight; more Colour and penetration is obtained from the Sophic ♀ impregnated or animated by Sophic ♁ or \triangle , and the increase in weight from the external \triangle .

This further Subtilisation is called Sublimation or Distillation by the Philosophers.

PROCESS FOR THE GREAT WORK IN THE UNIVERSAL WAY

In this Operation, ☉ is truly retrograded into running Mercury, so that it may be distilled over per ♀ every atome of it.

But that distillation by ♀ would be needless, if distilled sufficiently in the digesting Globe of itself, after it has been radically dissolved. Some philosophers Who have been more plain and more intelligible than the author of the *TABULA SMARAGDINA* such as Irenaeus Philaletha have called this Operation a Second Circulation or Second Rotation.

In this Operation those phenomena appear as Irenaeus and others have mentioned.

The first Labour to prepare the Sophic Golden precipitate, they have kept secret entirely.

PROCESS TO ELABORATE THE WHITE AND RED MEDICINES

VIA UNIVERSALI

Take now of your Sophic Golden Precipitate 1 part, and ♀ Sophic, 2 parts. Or Sophic ☉ ½ ♀ and ♀ Sophic 1 ♀ ; aāā te them as follows: put your Sophic ☉ ♂ in one of your clean Small Digesting Globes and pour your Sophic ♀ thereon, all at once; let the humidity exhale

first in the Sun or in a gentle heat. Put on the Glass Stopper; place your Globe in a Gentle Warmth in your furnace, and it will $\bar{a}\bar{a}\bar{a}$ te itself, the \odot powder will insinuate itself into the $\text{\textcircled{f}}$ and will radically mix therewith; as soon as this is accomplished, which you will easily perceive, then open the phial and pour the $\bar{a}\bar{a}\bar{a}$ into a clean Warmed glass mortar, grind it well with a Gentle motion, and pour warm clean ∇ on it, grinding a little more, let it settle and pour the ∇ off again; repeat this 2 or 3 times more, if you perceive any colour yet in the ∇ .

As soon as the ∇ comes off perfectly clear and transparent, dry your $\bar{a}\bar{a}\bar{a}$ in the Sun, or on a Very Gentle Heat.

Now put your dry $\bar{a}\bar{a}\bar{a}$ again in the digesting globe and place it in warm ashes or $\text{\textcircled{f}}$, in your digesting furnace over a Lamp, cover the phial with paper during the first 24 hours, if you presume any humidity in the $\bar{a}\bar{a}\bar{a}$, if not Shut the phial close with its glass stopper, and observe to regulate your heat as I tell you:

This Heat in the beginning must not be greater than the heat of the Sun in the middle of Summer, from 90 to 100.

/:The Degree of hatching Eggs is about 96:/

Let it Stand quiet, do not move it, and the Composition will ferment and turn as black as ink, and look like melted pitch, throwing up small Bladders or bubbles from time to time.

/: Iren: Philal:./

In this Regimen of ♃ the operator must not increase his heat, that the ♀ may not forsake the ☉ . You must prevent the ♀ from circulating, during 40 or 50 days you must have plenty of patience and wait until the blackness disappears entirely.

Continue your gentle Degree of blood warm, and the ♀ will of itself begin to circulate, and gently ascend and descend again, until after several months Circulation the whole mass becomes a beautiful White powder.

This White ♂ is the White ♀ of the Philosophers.

This ♀ does not tinge, and cannot be exalted alone without Imbibition, on account of its fixed nature.

Philaletha mentions that this white ♀ can not be exalted per Se, and then adds a plain Sophistry, repenting perhaps of having Said too much, that this ♀ would begin again to circulate, which is against all Reason. Then he says again that this ♀ must be imbibed or fed with the ☉ of Life.

It is obvious and Experience has taught me to imbibe this White ♀ with the ☉ of Life, i.e. with animated or Sophic ♀, which dissolves the ♀, then it must be circulated and exalted, as I shall faithfully teach you.

FURTHER PROCEDURE WITH THE WHITE ♀ AD TINCTURAM ALBAM.

Take 2 ounces of fine copelled ☽, let it melt in a new ▽, project 1 ounce of your white ♀ enveloped in wax on your ☽ in fusion, and let it flow ½ an hour, cover the ▽ that no Coals may fall into it, and you will obtain

a white Vitreous mass, which is brittle; rub it to a subtil
♂ ; Take 1 part of this ♂ or ½ an ounce and put it in a
digesting globe, pour on it 2 parts or 1 ounce of Sophic ♀ ;
if there is no humidity in it, shut your glass with the glass
Stopper, and Set it in the digesting furnace in a Gentle Heat
as before, and the Sophic ♀ will dissolve the mass grad-
ually and become black with the mass and at last become a
White powder in a much Shorter time than before.

This is the White Elixir in a State of Infancy, and
tinges metals into fine ☾ , although in a Small quantity
only.

MULTIPLICATION OF THE WHITE ELIXIR.

In order to make it tinge more, it must be further Sub-
tilised and made more fusible and penetrating; this is
done if you imbibe this medicine 3 or 4 times more with
Sophic ♀ and fix it every time.

You have now 1½ ounces of fermented and multiplied
medicine, besides what you had left as it came out of
the ▽ .

Put these 1½ ounces of white medicine into a digesting
globe, so that only 1/3 part is filled, add to it ½ an ounce
of your Sophic ♀ , set it in digestion in a gentle
heat, as before, and in 8 days time; the Sophic ♀
will be imbibed, and dried up with the mass.

Add again $\frac{1}{2}$ an ounce of Sophic ♀ , digest as before during 8 days and nights, and the ♀ is again dried up, and repeat this a third time, adding $\frac{1}{2}$ an ounce of new Sophic ♀ .

The 4th, 5th and 6th time imbibe your medicine each time with 1 ounce of Sophic ♀ , digest and dry up each time.

The Seventh and last time imbibe this Whole quantity of Medicine placed in a digesting globe of a large Capacity with $2\frac{1}{2}$ ounces of Sophic ♀ , digest as before, and after a Short blackness the whole Composition will become a brilliant white powder and Elixir, which is the Multiplied Tincture for the White.

This must be melted again with fine ☽ in the ▽ , 1 part with 2 or 3 parts of fine ☽ , and you will again obtain a Vitreous brittle mass.

This Vitreous Substance can be multiplied ad infinitum. With this you may make projection on the inferior Mercuric Metals, such as ♁ , ♃ , and ♀ to transmute them into the finest ☽ .

PROCESS WITH THE WHITE ♁ TO MAKE THE RED MEDICINE THEREOF.

Take the White ♁ , whilst it is yet warm, imbibe it 2 or 3 times with Sophic ♀ , until it is become a Soft and Somewhat dark mass, then Shut the Glass and digest, during the first 30 days the dark Colour will disappear, continue

the digestion, and during the Second 30 days the mass will become green and of Various Colours, afterwards yellow and if you continue the Digestion it will become at last a deep Red powder. /: \triangle rubrum:/ This red powder is the Red \triangle of the Philosophers.

Take the above red \triangle 1 part and 2 or 3 parts of pure \odot , melt it together, as you did before when you melted the White \triangle with fine \circlearrowright ; and you will obtain a Vitrious mass, which reduce to a Subtil \circlearrowright .

Imbibe this \circlearrowright with \circlearrowleft Sophic in the Same manner as you did with the White \triangle or White Tincture; digest and fix it again; this must be repeated Several times, imbibing the Medicine, digesting and fixing it; and you will accomplish the Red Stone for metals.

OF PROJECTION WITH THE RED STONE.

Take 3, 4 or 5 parts of fine \odot /: the quantity of \odot depends upon the power of the augmented or multiplied Medicine:/let it flow in a new clean ∇ and project 1 part of your multiplied medicine, let them melt and unite well together until you have obtained a deep red, brittle, opake, Vitreous mass; which when cold, beat to powder.

With this red Very poudorous powder you can make projection on \circlearrowleft and all other inferior metals.

The power or Virtue of the Medicine depends upon the multiplication, consequently how many hundred or thousand parts 1 part tinges, must be found out be a few Experiments;

If the transmuted Metal is brittle, you must add more metal, until it becomes malleable; and if the whole quantity of metal is not transmuted, it is a Sign that you have not taken enough of the medicine.

MULTIPLICATION

Concerning the Multiplication of the medicine, I will only add, that the multiplication is nothing more than a Repetition of the Work.

I take of the Medicine either white or Red 1 part and 2 parts fine ☽ or fine ☉, and melt it well together in a ♁.

Then I āāāte the powder with ♀ Sopic, dissolve it in a gentle digestion and fix it; and in a Short time the Labour is accomplished, and the Tincture is multiplied in Virtue and quantity; Whereof Several authors, principally Irañaeus Philaletha and d'Espagnet have written very candidly, yet with Some Distinction.

OF THE SOPHIC ♀.

The Stone of the Philosophers is nothing more than a Subtilised exalted and Seminal ☉, therefore We need an agent or penetrating powerful principle capable to effect such a Subtilisa-

tion and Exaltation; all the Philosophers require this principally!

This agent in Our process is ♀ , the common running ♀ , yet this ♀ must undergo a previous preparation. Such as are displeas'd with the Simplicity of Nature, will not be satisfied with this our Doctrine; But we leave fools to their own Conceit and follow Nature's Simplicity.

The ♀ which we use is certainly not the common ♀ bought at the Shops. Our ♀ is truly the philosophical ♀ , nay a Son of the Philosophers; Because by an ingenious art it is prepared with a deal of Trouble and patience, as Well as the Philosophers ☉ , or the philosophers Sol, So named, because it is also prepared by the Philosopher, although from natural Subjects.

Supernatural phantastical people, who require every thing to be Wonderful and unreasonable will not be pleas'd with my Simplicity: for Such I write not!

OUR METHOD TO PREPARE THE SOPHIC ♀ AND FIRST THE
♁ ♀ ♂ STELLATUS.

Take thin Iron plate in Small Bitts or a thinly beat or laminated Iron Barr, let it glow of a White Heat. /: I would take a thin Steel Barr or Steel rod, as Steel is a little more pure than Iron:/

Set a roomy ▽ in your wind furnace: put therein a much good ♂ as you like, about ½ full, and let it flow thin: hold the glowing iron or Steel Rod into the ♂ , and the

melted ☉ will dissolve as much of the Steel as the
antimonial ♁ can overpower./: I would take a thin Steel
barr or steel rod as steel is a little more pure than iron:/

The pure reguline part of the ☉ with the central
Solar principle of ☿ are here Separated from the coarse
adustible external Sulphurs of ☉ and ☿ , and thus the
pure part is precipitated to the bottom of the ▽ and is
called Regulus, whilst the coarse part or Scoria remains
at the Top, being less ponderous and more volatile. When
cold, beat the M from the Scoria with a blow of the
hammer./: The Ratio=male of the operation:/ Do not throw
away this first Scoria, which is black, but preserve them
for future use, whereof I shall treat in the Chapter of ☿ .

PURIFICATION OF THE M .

Take ½ a lb: of your M , no more, beat it to a coarse ☿ ,
let it melt in a clean new ▽ , as soon as it is melted
project finely ground ① , made hot, on the flowing ☉ ,
so as to cover the ☉ entirely, raise your △ Sufficiently
that the ① may flow thinly over the M .

Let them melt together ¼ of an hour, and then pour it
out, whilst you raise a great heat, into your Cone, well
heated and oiled. This time your M will be purer than
before. When it is cold, beat the M from the Scoria; the
Scoria put by.

Beat your \mathcal{M} again to a coarse powder and melt it twice more, each time projecting a little heated $\textcircled{1}$ in fine $\text{\textcircled{+}}$, as you did before, and your \mathcal{M} will be pure enough and finely stellated.

Some look upon this Star as a remarkable Sign of purity, but they are mistaken; if you melt it well and pour it out exceedingly hot, whilst it flows very thin like ∇ , boiling hard in the ∇ , you will after the first Rectification, always obtain a stellated \mathcal{M} .

Some want to attribute the Star to the weather, but they are blind. Let the weather be how it will, only proceed right, and you will always have a Starry \mathcal{M} .

/: I have made the Stellate \mathcal{M} above 30 times in Mary le bone and never missed, yet I would advise to melt, if possible on a Serene day, as the \triangle burns clearer, when the \triangle is pure.

The production of the Star is mechanical and depends upon the Subject flowing very thin and pouring it out quickly, whilst you raise an intense heat by the blast for 4 or 5 minutes, and the moment you have poured it into the heated oiled Cone, you beat a few gentle blows with an iron Rod or Chizle round the brim of the Cone, this causes an undulated motion which causes the Star. Stahl has also observed this before me:/

FURTHER ANIMATION OF THE \mathcal{M} WITH FINE \textcircled{D} .

Take of your last purified \mathcal{M} , beat to $\text{\textcircled{+}}$, 2 $\text{\textcircled{3}}$ as much again, i.e. 4 $\text{\textcircled{3}}$ fine \textcircled{D} , containing neither \textcircled{O} nor $\text{\textcircled{+}}$, for certain Reasons.

Melt the ☾ first, then add the heated ☿ in ♀, as soon as they are melted and united, pour the mixture out in a clean heated iron Cone, whilst it is yet warm, beat it in a hot iron mortar to a coarse ♀.

AMALGAMATION OF THE LUNAR ☿ WITH PURIFIED RUNNING ♀.

Take the above poudered Lunar ☿ and put it in a warmed Smooth iron mortar, add 4 times as much purified ♀, which purification shall be taught hereafter, 4 times as much as the ☾ did weigh, which you added to the ☿, when you melted them together; but this ♀ must not be added all at once, but by small quantities only, about 1 3 at a time and no more.

Grind quickly with a Swift regular motion and the mixture will become an āāā.

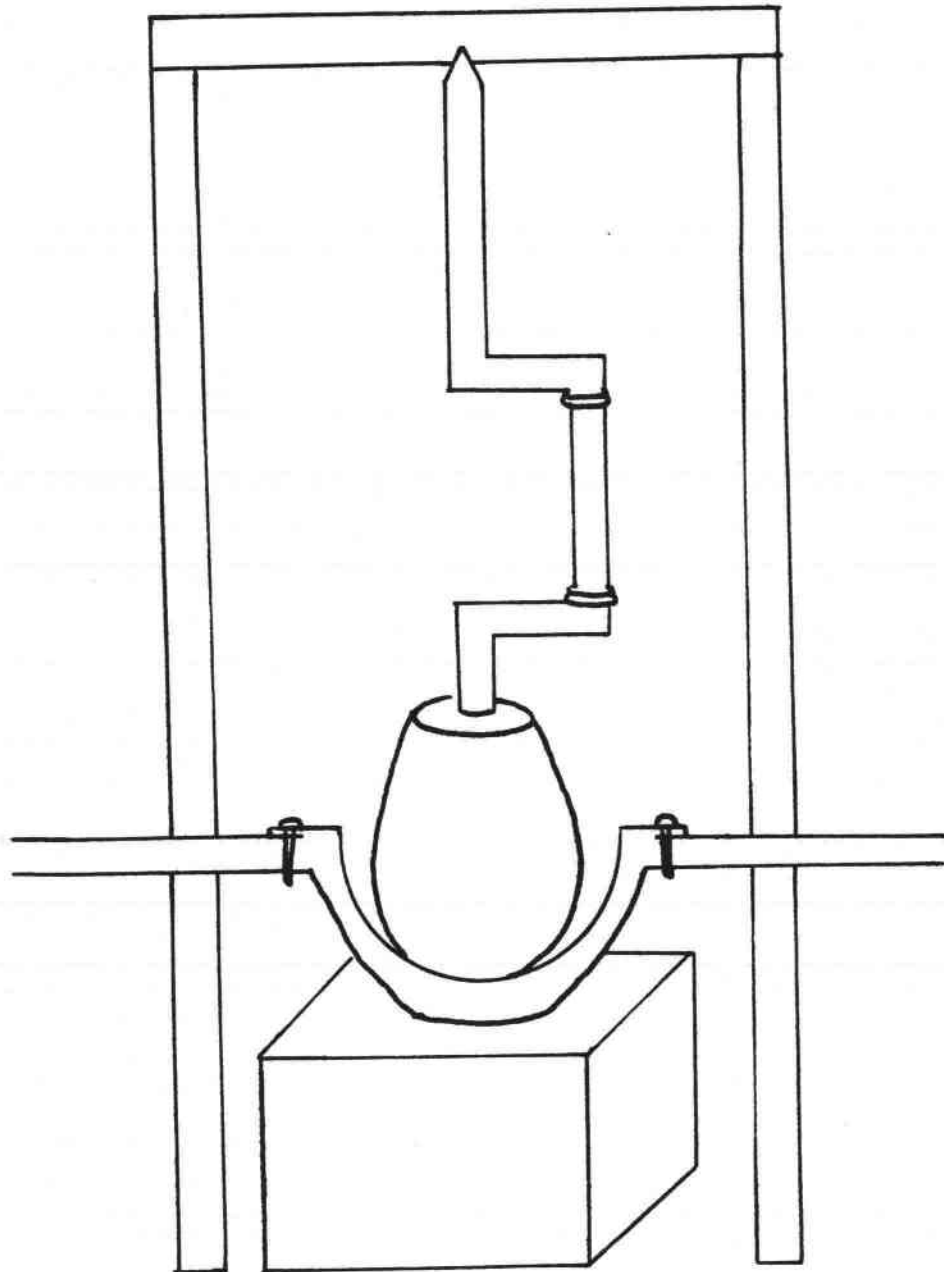
Note that it must be ground diligently for a considerable time.

I advise you to have a grinding machine made and to have your iron mortar turned out Smooth in the inside, and the pestle polished.

In Such a Machine, the Labour is easy, and the Effect is infinitely greater, and the intimate union is obtained in much less time, than if you Was obliged to labour and turn with your pestle. Whosoever cannot afford Such a machine, which need not to cost a great Sum, must content himself to move round the pestle with his hand like Hercules.

For that Reason Some Philosophers, having had no Conception of a Grinding Engine have called this preparation of the ♀ an Herculean Labour.

ENGINE FOR AMALGAMATING PURIFIED ♀ WITH THE LUNAR ☾ ♀♂
STELLATUS.



The mortar must be made of Cast iron and must be turned in the Inside and polished. The pestle the Same must be turned off on the outside.

This Labour of amalgamation, whether it is done with the Engine or with the hand only in a mortar, must be continued a good while, and the āāā must after that, be washed So long, until it yields no more blackness, but appears as bright as a Looking glass.

DISTILLATION OF THE ♀ .

Then put your bright āāā into a small glass ☞, place this in a ☼. pot, over a Charcoal △ : adapt a Receiver half full of ▽ , and distil the running ♀ over into the cold ▽ , and your ⊕ from the Lunar ☾ will remain behind in the ☞ . These are the dead Doves of Diana. Thus your ♀ has been distilled once, which distillation is the Philosophers Sublimation; because the Solar Volatil Mercurial principle of ♂ and the ♀ of ☾, ameliorate here the common ♀ , your distilled ♀ you must wash again.

The black powder which you wash away from the ♀ , you must put by and save. As soon as the blackness is Settled, pour the ▽ off carefully, and dry your ♀ .

Weigh your ☾ which remains in the ♀ , and melt it again with half its own Weight of fresh ☾ ♂ stel:, and it will be a brittle mass, which beat to ♂ . āāāte this with your dried ♀ , you have distilled over, either in the Engine or by hand Labour, grinding until it is perfectly united: distil the ♀ over as you did before, and wash the ♀ perfectly bright, the black dust Save and put with the first, and dry your ♀ .

The ☾ which remain behind in the form of a Calx melt again with half its own weight of new ~~☾~~ , powder it and āāāte in the Engine With your distilled washed and dried ♀ , as before, and this operation must be repeated 10 times in all, then is the ♀ prepared and animated, and is now become the genuine ♀ of the Philosophers. /:The ten Eagles; /

ULTIMATE RECTIFICATION OF THE SOPHIC ♀ PER SE.

Take now your Sophic ♀ prepared by 10 Eagles or philosophical Sublimations /: distillations:/ put it in a Small glass ☞ , which bury in the ☼ , and distil your Sophic ♀ over into a Receiver half full of ▽ , wash your and dry it in the Sun or on a gentle heat.

This should be done 2 or 3 times but no more as this ♀ leaves at every Rectification a Small portion of Subtil ☉ behind, wherewith it is animated.

Observe that the Mouth of the ☞ must reach very near to the ▽ in the Receiver, the Vessels must not be luted, or all would break. When you have washed and dried your rectified Sophic ♀ , and find it as bright as polished or burnished ☾ , it is then well prepared.

This Sophic ♀ is nothing else but unripe ☉ , who-soever denies this, is no Philosopher. N.B.: If you chuse, by way of Experiment, to continue distilling this Sophic ♀ over by ☞ , you will find that it leaves behind, at every distillation, a Small proportion of a beautiful red



If you then increase your Δ , after the Sopic ♀ is all come over, so as to make the ⋯⋯ glowing at the bottom, this red Luna fixa will melt in the ☉ , and proves to be the finest ⊙ . This only by way of Curiosity to Show you what this red ♂ is! but

If you continue this Experiment of distilling the Sopic ♀ over per se, 30 or 40 times, in order to reduce it entirely to a red ♂ , but not to melt that ♂ by glowing heat, you do then by Such Repeated Distillations gradually fix your Sopic ♀ into red ⊙ _____

Such ⊙ is infinitely more valuable than common ⊙ , because it is Seminal and the nearest and immediate Matter of the Stone, whereof, as Irenaeus Philaletha testifies, the great Rx. can be made in 5 months time, whilst 18 months or more are required, if you work with common ⊙ .

Although we have yet another way to extract the Sopic that is our ⊙ out of the Sopic ♀ in a Shorter time, whereof I shall speak hereafter.* (Page 31).

The ☾ you made use of in preparing the Sopic ♀ , reduce i.e. melt with Borax.

Before you melted it with the $\text{♁} \text{♂} \text{♂}$ it contained no ⊙ , at least no corporeal ⊙ , Separate or dissolve it now by ∇ , and a $\text{⊙} \text{♂}$ will fall; calculate whether it is Worth the Trouble and expense for a particular Labour this way./: The Sopic ⊙ or Aurum ex Marte in the $\text{♁} \text{♂} \text{♂}$ stel: in its own nature Volatil, joined with the tinging power in ♂ , takes a body out of the ☾ , and enriches the ☾ with grains of corporeal ⊙ . falling down out of the ∇ ,

in the form of a black Ψ , which when melted with borax proves to be \odot of 24 Carat. This is an absolute Fact, but only pays for the ∇ and Charcoal: /

PURIFICATION OF COMMON RUNNING ♀ FOR THIS OPERATION.

The ♀ We use is common fluid ♀ , but it must be pure. The best method is to buy whole ~~♁~~ or ~~♁~~ in pieces, suppose 1 lb, if you buy it in powder as Vermilion, it is adulterated with red ~~♁~~ , ~~♁~~ ♁ ♁ $\frac{1}{2}$ lb. grind each Separate and mix the two powders in the mortar; grind the mixture until the powder is impalpable.

Put the powder into a Ⓜ , apply a Receiver filled with ∇ , so that the ∇ is nearly to the mouth of the Ⓜ , do not lute the joinings. Distil now by a graduated heat and the running ♀ will come over and drop into the ∇ .

The common ♁ contained in the ~~♁~~ is by means of the ~~♁~~ regenerated into common crude ♁ , which remains behind in the Ⓜ .

The fluid ♀ obtained this way, must be ground with clean and pure flowers of ♁ , until ♀ disappears and is become a Subtil black ♁ this is soon done in the grinding Engine;

Then Sublime your black ♁ into ~~♁~~ . From this ~~♁~~ 1 part and ~~♁~~ ♁ ♁ $\frac{1}{2}$ a part distil again the fluid ~~♁~~ , exactly as you did before, and this Labour must be done 3 or 4 times, and you will obtain a beautiful purified ♀ , which will be Sooner perfected by the succeeding animation, than any other ♀ not purified in the manner directed.




The regenerated \odot proceeding from the ~~III~~ and the \triangle in the ~~III~~ is good to make ~~III~~ again if you add Steel or Iron.






A PROCESS TO OBTAIN THE SOPHIC \odot i.e. OUR \odot , OUT OF THE PREPARED \ominus , I.E. \ominus SOPHIC, BY A COMPENDIOUS WAY.




Take Hungarian Native \oplus 2 lb, dissolve it clean ∇ ; if there are faeces, you must filter it. In the clear solution put 4 ounces of clean Steel Filings and $\frac{1}{2}$ lb animated or Sophic \ominus ; boil the mixture in a Glass body, placed in a \dots heat, and the \ominus which is praedominant in the hungarian \oplus will be $\bar{a}\bar{a}\bar{a}$ ted, during this boiling, with the Sophic \ominus ./: The process in our msc: without name or date which teaches to melt the ~~III~~ \odot \ominus with \oplus is better than this, easier and quicker:/(/: \oplus verdigreece, male and female:/)

Wash the above $\bar{a}\bar{a}\bar{a}$ and dry it again. Set it in Digestion in a globe glass, in a gentle Heat and let it stand 4 Weeks, and it will become as black as a Coal. Take it out and wash the black powder from it; put it in Digestion as before. and you will again obtain a black \ominus ; this black \ominus is the ∇ which when the \ominus was coagulated into \ominus , mixed it-self therewith. This black ∇ is by many called Sulphur; although improperly, as nothing Sulphureous can therein be demonstrated, yet we will call it So With others, that we may understand each other.






This ∇ or so called \triangle of \ominus the animated or Sophic \ominus separates by Simple digestion from the mercurial principle of the \ominus .



The above Operation must be continued, until no more black  appears on the Superficies; then distil your  p^r. , and you obtain a wonderful Mercury, which appears green on the Superficies.






In this  is contained Aurum or  ex  at  in occult chymistry called Sophic .




If you good men are become ever so fortunate as to possess $\frac{1}{2}$ an ounce of this , you have reason to thank God, as it is the true and nearest matter of our Stone, it being the Double Sophic ; To obtain $\frac{1}{2}$ an ounce of this  duplex need not to cost Such a deal of Trouble to a diligent Operator.

THIS SOPHIC  EX  ET  IS SEPARATED FROM THE  DUPLEX IN THE FOLLOWING MANNER.

Take Very fine Copelled , which contains no , āāāte it with your Sophic  duplex, or fermented , make a thin āāā of it, and Set it in digestion, and in 24 hours time your āāā will throw out a black .

Wash this  from the āāā, dry each Separately and digest again, and you will again obtain the same quantity of black .

This black  is the finest , nay an open diffusive Seminal ; if you would melt it, you would only obtain Very fine , but that must not be done, as the  of fusion locks it up again, and its Central power now turned outwards would, by melting, be again turned inwards!

You must glow it under a Small clean muffle, in a gentle quiet , and you will soon obtain a most Subtil beautiful red  , extremely tender and delicate.

VIRTUE OF THIS Ψ OF \odot .

This unites quickly with animated or Sophic $\text{\textcircled{f}}$, and by the most gentle Digestion over a Lamp, the Sophic $\text{\textcircled{f}}$ penetrates this opened \odot per minima and centrally and radically, so that by digestion alone the Stone may now be made thereof in a Very few months time. /: See Irenaeus Philaletha Open Entrance p. 77.:/

SECOND SECTION OF \odot .

We have faithfully communicated how \odot may be exalted and made useful that is tinging by the Via Sicca in the particular and universal Way, which an intelligent Operator will receive thankfully and will find that we have not told him Fables and Impossibilities, but the plain and honest truth, which by prudent assiduity and not very laborious application may with the blessing of God by easily accomplished.

Now I will teach you how \odot can be opened and exalted via humida, which is a process denied and contradicted by many, but I am certain that Such a Contradiction is not founded in Experience.

True it is, that the Ancient Philosophers have not Known Corrosive Solvents, and those that followed them in metallic Labours in Via Sicca, have adopted the $\text{\textcircled{f}}$ as the only metallic Solvent and believed no other, contradicting every other method, and more So, they Saw, that some who worked not with $\text{\textcircled{f}}$, failed and missed their Aim; but that does not prove the Impossibility of Success by Corrosives; nor

does it from thence follow that one man or some men can know every thing, and that what they are ignorant of or deny Should be absolutely false; but the Truth is that we ought to Say with a certain Wise Man:

Heu quantum est quod nescimus!

O how many Things are there, which we do not know!

Therefore let no man be persuaded to abstain from metallic Labours in Via humida, but act with prudence, and aim at nothing else but at a Subtilisation and Exaltation of the Metals, and remember that although the corrosive Solvents are not of a metallic nature and have no essential Ingress in the Central Mixture of Metals, yet they can be used as Instruments and a Medium, which after they have served the Operator, may be very Soon Separated from the Metallic Homogeneity, which must be done. /: Paracelsus and Hollandus worked constantly with Corrosives, So does Basilus and others:/

PROCESS WITH \odot IN VIA HUMIDA

Take very pure \odot , make it into a Subtil Calx, as follows:

Take ~~Li~~, which has been made by ∇ and $\textcircled{1}$, sublime this $\text{\textcircled{f}}$ 7 times, as will be taught in the Chapter of $\text{\textcircled{f}}$.

Of this ~~Li~~ take $\text{\textcircled{3}}$ vi break it in pieces, the Size of a hazle nut, put these pieces into a glass $\text{\textcircled{p}}$ with a wide neck; put upon it the following mixture.

Take of your pure \odot $\frac{1}{2}$ an $\text{\textcircled{3}}$, Zinck $1\frac{1}{2}$ $\text{\textcircled{3}}$, melt this together in a ∇ , and pour it out in a flat heated

Ladle. Pour into one or Several Matrasses with long necks, covered with easy wooden Stoppers.

A NOTE

The indolent man will experience no success with this separation. He will wonder at this experiment and sow doubt in his own Mind. But the Sincere student desiring to See the Result with his own eyes will wonder at the Truth herein revealed!

THE SEPARATION AND SUBTILIZATION

Set the Matrasses in a gentle heat /: Such as horse dung:/ in digestion, and a natural separation will occur.

As the clear transparent Liquor floats to the Surface in sufficient quantity, drain it into a strong glass receiver.

Pour the contents out of the receiver into a double retort. Add the Faeces. Prepare the whole for separation by Subtilization.

This requires a strong and well regulated heat; if you work right, the whole quantity of ☉ ascends in Subtil Flowers into the neck of the double 🌀. But the ~~☉~~ goes over first with the Zinck as a butyrum.

You may take ~~☉~~ ☉☉ in the room of Zinck, in the following manner:

SUBTILISATION OF ☉ BY ~~☉~~ ☉☉ AND ~~☉~~ .

Take 1 part of Very pure ☉ in Small Bitts, melt it, with 3 parts of Very pure ~~☉~~ ☉☉, after it is melted let it grow cold.

Reduce the brittle mass to a fine ☉☉, mix with 1 part of this ☉☉ 3 parts ~~☉~~, previously reduced to ☉☉ and then mixed.

Put it in a Glass 🌀, which bury in ☼☼☼, in the ☼☼☼ pot, and distil first gently, then gradually increase your Δ, until the ~~☉~~ and ~~☉~~ has separated itself from the ☉, and increasing gradually your Δ, the ☉ will ascend like flowers, and a butyrum comes over into the Receiver, from the ~~☉~~ and ~~☉~~. This butyrum comes first. Part of the ☉ hangs in the neck and part on the Sides of the belly and a Small quantity remains in the bottom of the 🌀.

Take the flowers of ☉ out carefully, which are a Subtilised opened Calx of ☉.

OPERATION WITH THE ABOVE CALX OF ☉ IN VIA HUMIDA TO
SUBTILISE IT STILL FURTHER AND DISTIL IT OVER AS AN
☉☉ PER ALEMBICUM, OR P^R ☉.

Take your Subtilised Calx of ☉, put it in a glass with
a long neck, and pour our first Menstruum upon it, so as
to cover it, set it in a gentle heat over a Lamp to di-
gest and let it dissolve of the ☉ as much as it can.

When you find that it dissolves no more, decant very
gently and carefully the clear ☉ coloured Solution into
a glass distilling body, perfectly clean and dry. /: It
dissolves with a gentle Ebullition and bubbling:/

Pour new menstruum on the remaining ☉ and digest as
before; decant again the tinged Liquor carefully, and pour
it to the former Solution.

When all the Calx of ☉ is dissolved, take all the
Solutions together and put them into your glass distilling
body or into a glass ☉.

If you use a body, lute an alembic over the body, which
place on a balm: Vaporis, and adapt a roomy Receiver.

Then distil the Menstruum over, until the dissolved ☉
of ☉ remains behind like fluid honey. Pour as much fresh
menstruum upon the ☉ as you have distilled from it, and
distil it over again on your Vapour Bath, until the
appearance of ☉ is like honey.

This distillation, every time with new menstruum, must
be reiterated for a whole month, once a day; Then place
your Vessel in a ☉☉☉ heat, increasing your heat gradually,

and you will see a part of your dissolved ☉ go over like a thick deep ☉ coloured Liquor or Oil, but the greatest part will sublime into very tender Flowers.

These flowers you must dissolve with new menstruum, distil the menstruum from it in B: Vap: and then placing the Vessel in the ☼, you will get more of the ☉ coloured Oil over; and in this manner you must proceed, until every grain of your dissolved ☉ is come over in the form of a ☉ coloured thickish oil. You must a Sufficient quantity of Menstruum ready for this purpose.

As soon as all your ☉ has thus been volatilised in Via Humida, you then rectify it 3 times per Se out of a Small glass ☿ ;

FURTHER PROCEDURE WITH THE ☉ OIL TO OBTAIN A TRUE POTABLE
AND MEDICINAL ☉

Put your volatilised ☉ ☉ into a Small Glass Body, pour genuine Well rectified S. V. upon it gradually and carefully, a little only each time, let it stand until the Ebullition ceases, and then pour on it a little more, proceeding thus gradually, until you find that your ☉ ☉ is perfectly dissolved in your S. V.

Whilst you do this you must tie some writing paper over your body.

Now lute an alembic on your Body and place it on a Baln: Vap: over the Lamp or a gentle charcoal △, and distil about 3/4 of the S. V. from the ☉ into an adapted Receiver.

Pour new S. V., as much as you distilled of, on the ☉ ,
digest it 24 hours in a most gentle warmth, then in Baln:
Vap: distil the S. V. from it again.

This process must be repeated with new S. V., digesting
and distilling of each time, until the S. V. has carried
over the Corrosive Spirits, which remained with the ☉
from its first Solution; Therefore when you find, after
5 or 6 distillations, that the S. V. comes over of a
pleasant Taste free from Corrosiveness, then your Labour
is done; distil then the Spirit of Wine of until your ☉
Medicine remains behind like honey, of a Very deep Colour.

ITS USE.

This dissolves in every Liquor, and well deserves to be
called a Genuine Aurum potable, and is as Volatil as ♀ .

It unites immediately With our Blood and Fluids, and as
it remains unaltered it can by Circulating with the blood
invigorate us, and enable nature to remove every Disorder.
I believe it to be one of the highest Medicines in Nature,
after the Philosophic Stone; yet it is not the most uni-
versal Medicine, but is nearest related to the Mineral
Kingdom.

A PARTICULAR LABOUR WITH THIS ☉ FOR METALS.

After your ☉ has been sublimed into flowers, and those
flowers have been distilled over p^f ♪ by the help of our

corrosive Menstruum, you must pour that Solution into a large quantity of distilled ∇ , Rain ∇ , and drop into the ∇ 12 times in Weight of animated or Sophic ♀ to 1 part of $\textcircled{\bullet}$ used in the beginning.--For this operation you must take a large glass matrass, with a narrow mouth.

In this glass body you pour the dissolved $\textcircled{\bullet}$, with the animated or Sophic ♀ , shut the opening with your thumb, and Shake the glass a good while, and the animated ♀ will attract all the $\textcircled{\bullet}$ and become an $\bar{a}\bar{a}\bar{a}$, in the ∇ .

To know after a good while Shaking, whether there remains any $\textcircled{\bullet}$ in the ∇ , pour a little of this ∇ into a clean Wine glass, and drop a few drops of $\text{—} \text{⊗}^{\text{ci}}$ into the glass, if this ∇ becomes red, it is a Sign, that all the $\textcircled{\bullet}$ is not yet $\bar{a}\bar{a}\bar{a}$ ted with the Sophic ♀ , therefore you must Shake your glass until there remains no more $\textcircled{\bullet}$ in the ∇ .

Then pour the ∇ carefully from your $\bar{a}\bar{a}\bar{a}$, into another body, and pour fresh dist: Rain ∇ upon your $\bar{a}\bar{a}\bar{a}$, shake it again as before, and pour it of to the former; repeat this 2 or 3 times, then dry your $\bar{a}\bar{a}\bar{a}$, and examine all your ∇^{s} by the — of ⊗ .

If there remains any $\textcircled{\bullet}$ in the ∇^{s} a little more animated ♀ will attract it, which put then to the former $\bar{a}\bar{a}\bar{a}$.

PARTICULAR PROCESS WITH THE $\bar{A}.\bar{A}.\bar{A}$.

Take your $\bar{a}\bar{a}\bar{a}$ washed clean and dried, put it in a digesting globe of Such a Capacity, that half the globe or more may remain empty.

Set it in a ⋯⋯⋯ heat, cover the Glass with paper until all humidity is evaporated, then put in the glass Stopper.

Keep it in a gentle heat one month ♂ and ♀ , it will pass through Various Colours and become a red ♂ .

The last 3 ♂ and ♀ , after one month is elapsed, give a very Strong heat, So that it may flow or at least become firmly united.

Break the globe to get it out and reduce the mass with borax in the ∇ , and you will find your animated ♀ fixed into fine ⊙ .

If you have used 1 ♂ of Ψ of ⊙ and 12 ♂ of animated ♀ , you will now find nearly 13 ♂ of pure ⊙ .

UNIVERSAL PROCESS WITH THE SAME.

Think about this and consider whether it might not be possible to increase this power into a high tinging medicine!

The fixed ♂ consisting of Volatilised ⊙ and Sophic ♀ is truly a Seminal ⊙ , whose central tinging power is turned outwards, or else it could not have fixed your Soph: ♀ in one month time, therefore consider in your mind whether this Seminal ⊙ might not be increased in its tinging power by repeated Subtilisations?

I would proceed thus:

Take of your fixed powder, in the room of reducing the Whole quantity to common Multiplied or new generated ⊙ , 1 ♂ , dissolve this in our corrosive menstruum and volatilise it by frequent distillations, until it goes all over

into the Receiver, exactly in the Same manner as you treated the flowers of crude ☉, thus volatilised and the Corrosive taken from it by rect: S. V. and evaporated to dryness; combine this volatilised ☉ with half its own Weight i.e. $\frac{1}{2}$ an ☿ of Such a Volatished ☉ as you prepared with Saphic ♀ into an āāā; this is 1 ☿ of volatil ☉ and $\frac{1}{2}$ ☿ āāated ☉, as has been taught before.

Mix and put it into a digesting Globe, digest with a gentle heat and fix it gradually. It will be finished in a Shorter time! It is an Infant which may be conducted to manhood. Consider of it and you will not be Sorry for it.

OUR CORROSIVE MENSTRUUM OR ☿ WHEREIN WE DISSOLVE AND VOLATILISE THE ☉.



Take ☉, ☉ and Calcined Alum āā 5 lb, i.e. 15 lb together. Rub each Ingrid: to a fine ☿, then mix them well in the mortar.


Further take Flints 15 or 16 lb previously calcined and extinguished in Cold ☿ until They become brittle; reduce them into a powder like meal, mix this ☿, whereof you must have 15 lb, gradually and exactly with the above Ingredients.


This must be distilled out of a Stone tubulated ☿, in the manner as follows:


ITS DESTILLATION


Take a good large ☿, which fix in a brick furnace, So that the flame, by the Draught of the △ and ▲, may be able to circulate under and all around the ☿, so as to bring it gradually to a Red Heat.

When your  is thus disposed in the furnace, So as to receive the bare Flame, adapt a large tubulated Receiver; and lute the joinings with Linnen and paste. Let the Luting get perfectly dry. The light your Δ and increase it gradually, until the  is of a red heat at the bottom and sides, but not where it reaches above or out of the furnace.

When you have obtained this, Keep your Δ so. Now take your powdered Ingredients dried thoroughly and heated in a bason, if there is any humidity in them or if they are not Well heated, the  flies in a thousand pieces.

Take a Small iron Ladle, warmed, and project half a Ladle full or at most $\frac{1}{3}$ of the heated Ingredients through a tin funnel, into the tubulated , put in the stone Stopper immediately and a piece of Warm Soft Clay/: Windsor Loam:/on the Top of the Stopper.

As Soon as this Small Quantity of the mixture is thrown into the , the $\textcircled{1}$ melts and fulminates with the $\textcircled{\times}$, but the calcined \ominus and the calcined Flint $\textcircled{\text{+}}$ hinders this fulmen in a great measure, otherwise it could not be done at all.

As soon as the  is Stopped White Fumes come over, which fill the Receiver immediately/: The Receiver must be very large and have a tube and Stopper in the Belly; In this Tube you may put a Cork, with a goose quill or small glass tube passed through the Cork, that you may have it in your power, to let out some of the elastic Δ contained in the $\textcircled{1}$, to prevent the balloon from bursting, which corrosive Vapours Would Suffocate the Operator; it is a dangerous unpleasant Operation!:/
/: It would be still Safer to join 2 balloons one into the other and So have a vent hole in the Stopper of the Second Receiver:/
/: It is the $\textcircled{\times}$ that causes the $\textcircled{1}$ to do mischief:/

Keep your Δ very Steady, do not increase it, and Wait now until the Receiver or Receivers grow clear again and the Fumes are settled.

/:The Receivers must be Kept cool, with a Towel dipped in Cold ∇ :/
now project again the Same Small quantity, half a Small iron Ladle full, and do as before. In this manner you must continue until the whole quantity is distilled, which is a long, tedious and dangerous Operation. In my own ∇ furnace it can be done without danger; whereof I have given you a draught.

/: N.B: this draught is not in My Book: /

When you have thus obtained the Spirits, and after they have Settled in the Balloon, or Receiver, unlute your Vessels carefully.

Then pour your ∇ into a large roomy Glass.

FURTHER PROCEEDURE WITH THIS ∇ .

Weigh 1 lb of your ∇ and pour it into a large glass Body, drop into it, a little at a time, 2 \mathfrak{z} Butyrum made of \mathfrak{m} \circ \mathfrak{m} and \mathfrak{z} ; it causes a great Effervescence, which makes the glass very hot and would break the Glass if the 2 \mathfrak{z} of But: Were poured into the ∇ all at once.

Therefore every time you pour in a Small quantity you must wait, until the Effervescence has ceased, and So you may do it Safely.

The ∇ becomes as red as blood by the union with the butyrum.

When they are united and the Conflict has subsided, pour the mixture into a roomy tubulated \mathfrak{p} of Glass, which place in a $\cdot\cdot\cdot$ heat, and with gentle Δ distil the menstruum over into a Capacious Receiver, luted on.

The menstruum comes over clear like ∇ , and Orange coloured faeces, proceeding from the \mathfrak{m} , remain behind in the \mathfrak{p} .

Rectify the Menstruum once or twice, by ρ and gentle heat, until there remain no Faeces behind.

If you perceive phlegma in it, you must distil the phlegma from it p^r alembicum over a Baln: Vaporis; the phlegma being lighter than the ρ , forsakes the ρ and comes over first.

This is our Corrosive Menstruum to dissolve the flowers of \odot , and to volatilise them, and distil them over p^r ρ .

/: This Solvent Was invented and described by Basilius Valentinus in the 14th Century: /


/: I think this Same Menstruum might be made in a much more Safe way. I would take all the Incred: except the \ominus^* and distil my ρ of \odot in the usual way. Then dissolve/: cold:/ gradually, by little and little my \ominus^* in the ρ of \odot ; Then rectify this ∇ . until there remain no faeces; then unite to 1 lb of this ρ 2 \mathcal{I} of butyrum as the author teaches, rectify 2 or 3 times my combined ρ and dephlegmate it if necessary, and I should obtain the same corrosive Menstruum, with infinitely less trouble and danger, and in a Shorter time S. B.: /


The foregoing process to subtilise and exalt \odot in Via humida serves for all others of this kind. Nevertheless I will teach you another menstruum which is not inferior to the Circulation major of Paracelsus nor to the Alcahest of Van Helmont. I call it:



OUR MENSTRUUM CORROSIVUM SPECIFICUM
OR CIRCULATUM
OR ALCAHEST





Take	⊕	Calcined.	4 lb
		Alum calcined	2 lb
	⊖	3 lb
	⊖	commune	1 lb
	⊖*	<u>½ lb</u>
			10½ lb



pouder each Incred: Separately, then mix in the Stone mortar.






Take calcined and extinguished /brittle/ Flints reduced to  6 lb and mix with the above Ingredients, now you have 16½ pounds.



Divide it in 3 or 4 parts, and put each quantity into a well baked , fixed in a Furnace; there is not so much danger in this process as in the former, as the ⊖ is So much weakened by the other Ingredients.

Give first a Gentle  and increase it to a Strong heat gradually, until all the Spirits which come over in Vapours, are driven into the Receiver, which must be large and luted to the  as before directed.

You Keep up your  until all the  are come over, but as soon as the Receiver is clear, and the  are Settled, let the  go out.

When the  are well settled, take the Receiver away and pour the  into a good large glass Bottle, stopped with a glass Stopper.

Now take all your  out of the Retorts, reduce them to  and pour clean  upon them and boil the  out of them. this must be gone in a Strong glazed  Vessel.

Filter the Lye and evaporate in a Glazed pan, until a Skin appears on the Superficies, then pour it on flat glazed  dishes, and Set them in a Cold place, and the  will Shoot into crystals.

Pour the Liquor off and dry the \ominus Crystals. Weigh them and add as much ~~☉~~, and Flowers or Sublimed ~~☉~~; the meaning is to take 4 ℥ of each; pound and mix these 3 Things with great Care, as the Dust is dangerous if breathed into the Lungs, dissolve this mixed pouders in your former ℥ or ∇ ; this done you must add gradually and cautiously 8 ℥ of well rectified Butyrum made of M ♂ ♂ and ~~☉~~; observe what we Said before. /:if you obtain more than 4 ℥ of fixed \ominus them you must take āā:/

Digest over the Lamp, and then put your ℥ in a glass body, luting an alembic over the body, and into a Receiver to the pipe of the alembic.

Or put the digested ℥ into a Capacious P and distil, increasing your heat gradually; the P must stand in a ⋮ pot, fixed in a Charcoal furnace.

The ℥ ^s will come over as red as blood. Pour your ℥ back on the ☉ , which is the \ominus , and distil again; Continue this Cohobation and distillation, until all the \ominus is come over with the ℥ , leaving a tasteless ∇ or ∇ y faeces behind, which are of no further use.

Dephlegmate this ℥ in Balneo Vaporis and if you have well rectified it from its ∇ ly faeces, you have then in your possession a menstruum which does dissolve and volatilise the Calces of all Metals. It volatilises the Calxes of ☉ and ☾ , so that they may be easily reduced into a ♀ of ☉ or ☾ . /:Virtue and use:/








The Calces of the inferior Metals it divides into a Mercurial and terrestrial part, as I mean to demonstrate to you in the Chapter of ♀ .




As this Menstruum is frequently mentioned in my Treatise in the Destruction and Amelioration of the Metals, I call it Circulatum in order when in the Sequel I come to mention it, that you may know I mean this Solvent.






TO PREPARE THE SAME MENSTRUUM BY A SOMEWHAT DIFFERENT PROCESS.

N.B.

Take the before mentioned Ingredients finely powdered and well mixed. Divide the whole quantity into 3 equal parts.

Force all the  out of the first part or quantity. Then pour your distilled  on the Second quantity put into another , and distil the  over as before. This Second  pour on the 3rd quantity of ingredients into a new , and distil the  over the 3rd time, as you have done before, every time towards the end of the Distillation increase your Δ to a very Strong heat, in order to force all over what will go.

Then take your 3  out of the Retorts, boil the fixed  out of them with ∇ , filter the Lye, evaporate and let it Shoot into  .

This \ominus must be dissolved in the , distil the  over out of glass  placed in \therefore , and cohobate the  So often, distilling it over every time, until all the \ominus , except a few ∇ y faeces, is come over with the , which is a red Liquor. dephlegmate and rectify it per Se,

it gives Light in the dark, like a Δ y Coal, and can be coagulated and fixed into a Ruby red Stone, which unites with \odot in the ∇ .

OF ♂ .

Anonymous Philaletha has written: "from the North toward the West there is a Hill, which is one of the Seven and the Second from the highest. In this Mountain the Spirit is hidden, which accomplishes our work"

This is to be understood as follows

the Seven Mountains are the Seven planets or metals ♁ , ♂ , \odot , ♀ , ♁ , ♃ . The North towards the West means ♁ , the West is ♃ . ♂ is the Second from the highest, i.e. from ♁ .

In another place where he Speaks of the Sophic Mercury, he Says that he is hidden in ♂ .

"Eum intellige Mercurium, quem Sol in Martio, i.e. in Marte ♂ , Oriens per omnia Mundi i.e. per ♁ ii Loca Diffundit."

In common Iron is hidden a most Subtil Spiritual \odot , not obtainable by Vulgar processes, but by Such as We have already taught you Where We treated of \odot and of the ♁ ♂ .

Here We mean to Say Something further concerning that philosophical \odot . We intend to be as intelligible as possible, firmly persuaded that Divine Providence directs its Success.

M ♀♂ ET SCORIAE PRIMAE.

Take ♂ in Small nails or Filings 1 part, good ♀ 2 parts, melt them together as you know, then take ♀ and ⊖ aa, reduce them to fine ♂ and mix the ♂s, project by degrees some of your ♂s, previously heated, on the melted ♂ and ♀ in the ▽ on 1 lb of the Subject, you project about 2 3 of your ♂, in order that it may flow the better and that a proper Separation of the Scoria may take place. Let it cool- Beat the M from the Scoria.

USE OF THESE SCORIAE

Beat the Scoriae to ♂ in an iron mortar and weigh them. /: if you let them attract the △ in dry weather they become a black dry ♂ in 2 or 3 ♂ times:/grind with these Scoriae an equal Weight of ⊖x, grind it with a deal of Care, put the mixture in a wide mouthed glass Body, which lute all over the bottom to enable the glass to withstand Strong heat.

Then place the body in a ∴∴∴ Capel, in a Charcoal Furnace, give gradually and at last a Strong heat, So that the Scoriae and ⊖x may melt together in the glass body, which you Cover with a thin piece of Tile or a ▽ Lid.

During this fusion of the mixture, the ⊖x ascends above the Scoria and forms a white crust, and this is called Subliming the ⊖x from the Scoria.

Take it out as well as you can, powder the 2 Substances together, and let them flow again as before, let it cool, and you will find the \ominus^* sublimed above the Scoriae, as before mix and powder the Substances again, and Sublime them a third time.

This process must be repeated, adding the 4th, 5th and 6th time a little fresh \ominus^* , until the Scoriae are intimately united with the \ominus^* , which will appear by their fine Red Colour.

USE OF THESE SUBLIMED AND SUBLILISED SCORIAE ON \textcircled{D} .

These Scoriae contain the $\text{\textcircled{A}}$ of $\text{\textcircled{M}}$ and $\text{\textcircled{F}}$.

Take fine \textcircled{D} in thin plates, stratify it with the above sublimed Scoriae S.S.S. in a ∇ , and lute a Lid on; Cement this 3 $\text{\textcircled{M}}$ and $\text{\textcircled{F}}$, beginning with a moderate Δ , all round the ∇ , which you approach gradually nearer and nearer from 6 to 6 hours, until the last 12 hours the ∇ becomes of a dull red heat.

Let it cool, dissolve your \textcircled{D} with ∇^* , and you will find how much of your \textcircled{D} has been fixed into $\text{\textcircled{C}}$ by the Spiritual $\text{\textcircled{C}}$ of $\text{\textcircled{M}}$ and $\text{\textcircled{F}}$.

Mars by himself can do no more, but if you take the Spiritual $\text{\textcircled{C}}$ from him, you can proceed therewith as we have told you in the first Section of Gold.

These are no Speculations but real Truths. if you add $\text{\textcircled{F}}$ to the $\text{\textcircled{M}}$, the Effects are far greater; In the manner as follows:

♁ ♂♂ WITH ♀ .

Take ♂ $\frac{1}{2}$ a lb, good ♀ $\frac{1}{2}$ of a lb, glow them to a white heat in a ▽, then project $1\frac{1}{2}$ lb of good ♂, in coarse ♂, previously heated.

Let the Substances flow well together, and add in 3 or 4 different times 5 or 6 $\frac{1}{2}$ of your fluxing ♂ composed of ⓪ and ♀, previously well heated, let them melt then like ▽, and pour the mixture out, intensely hot, raising your heat for a few minutes by the blast, that moment pour it out into your well heated and oiled antimony horn, and let it Stand to cool.

When Sufficiently cooled, beat the ♁ ♂♂♀ from the Scoriae. beat the Scoriae to ♂, and boil the ⊖ out of them with ▽. Filter this ▽ and Coagulate it into ⊖. This ⊖ is Very useful for the Cementation of ☾.

The elixivated Scoriae you must dry and mix them with an equal Weight of ⊖*.

Put the mixture into a wide mouthed glass body, cover it with an alembic, to close it and in the mean time you get clear of the humidity. Put the body in a $\frac{1}{2}$ heat and increase your △ gradually, until the mixture flows like pitch, increase your △, until the ⊖* Sublimes above the Scoriae.

This Sublimation with ⊖* must be reiterated 5 or 6 times, as has been taught before, until the massa ascends of a fine red Colour with the ⊖*.

If you pulverise these Sublimed Scoriae and Stratify them with an equal Weight of fine ☾ and cement it by a graduated △, you will find in every Marck of ☾, ½ ☿ of ☉ and 1 ☿ more of ☾.

/: I do not think that this would pay for time and expences, but it is nevertheless a proof of the tinging power of ♂, ♀ and ♀ .: /

/: Cementation is the most difficult Operation in Chemistry: / if you make a butyrum of the above ☿♂♂♀ with ☿, and fix that butyrum on ♀ ashes, and afterwards Copel those ♀ ashes, and afterwards dissolve the New Substance by ▽, you will obtain fine ☾ and fine ☉.

/: another proof of the tinging power of ♂, ♀, ♀ .: /

ANOTHER LABOUR WITH ♂.

Dissolve filings of ♂ in ▽, and distil the ▽ from the Solution With a Strong △ at the latter end, and you will have a Subtle Crocus of ♂.

Reverberate this in a Close Vessel with a Flame under a muffle 8 ♂ and ♀, and your ♂ is well calcined.

Mix it with āā ⊖✕ and Sublime it Several times, until it is a beautiful Red ♂.

Dissolve this Subtil ♂ in hot ▽ to wash the ⊖✕ from it and repeat this operation, until the ♂ becomes perfectly tasteless, then Dry it.

Take this Subtil Crocus and dissolve it in our Circulatum, digest the Solution a month over the Lamp, then distil it p.^r ♀, until all is come over.

Let it Stand in the Cold and a Separation will take place; the ♀ial part of the ♂ will fall to the Bottom of the Glass, whilst the ♀ of ♂ remains at the Top in form of a thick yellow ○○, extremely Corrosive. /: 77. ♂ :/

Separate this yellow ○○ by means of a Small glass Funnel.

ITS USE AS A MEDICINE.

Put it in a roomy glass Body, pour Sharp well rectified Wine Vinegar upon it gradually only a Small quantity each time, until the Effervescence ceases and the glass cools again: continue adding — of ☩ until the Corrosive receives it peaceably, then pour so much upon it as to cover it a handbreadth; shake it gently and let it stand 3 or 5 ♂ ♀, then put it in a ♀ and distil the liquor from it, and the — of ☩ will carry some of the Corrosive over into the Receiver.

Repeat this twice more with fresh dist: Vinegar, using the Same precautions.




When you have distilled the — over, the 3rd time, then pour rectified S. V. upon it, gradually in Small quantities, waiting each time until the Effervescence ceases and the body cools of it Self; pour gradually more S. V. upon it, until it receives it Kindly without moise or heat, then add So much S. V. so as to cover it a hand breadth. Let it Stand 3 ♂ and ♀, shake it 3 or 4 times a day.

Put the mixture in a roomy glass ♀ lute a Receiver to it, and distil the S. V. over into the Receiver.

You must perform this distillation in very gentle heat, either in Balneo Vaporis or in ashes.

This operation must be repeated with fresh S. V. 2 or 3 times more, until the S. V. has carried over all the Corrosive, which you Know by its perfectly Sweet taste.






/: Dulcification:/.

After the 3rd or 4th Rectification or dulcification with fresh S. V. there will remain in the  a deep red thick , of a pleasant taste and delightful Smell, which is the medicine of  and has very great General Virtues.

/:   dulce:/.

It may be dissolved in fresh S. V. to make it into ruby red drops, wherewith you may heal all Martial Diseases, Fluxes, haemorrhages, Fevers *etc.* .

FURTHER PROCEDURE WITH THE CORROSIVE *TR.* OF  .

Take red  precipitate and your corrosive yellow  of  . Imbibe the red precipitate with this  of  gradually, as much as the precipitate will receive, but no more.

Do this operation in a roomy glass Body: pour rectified S. V. upon it with great Caution and in Very Small quantities at first, Waiting each time until the Effervescence has ceased, or else your glass body will break in pieces.


When the Conflict and hissing ceases, and the body cools again, pour a little more S. V. to it, and thus proceed gradually and cautiously, until you have it in your power to pour as much more S. V. upon it, so as to cover the Substance 4 fingers breadth.

Shake it 2 or 3 times a day, covering the body with paper, and let it Stand 8 ☉ and ☽, shaking it every day. If you can have the Sun, set it in the Sun, because the operation will thereby be promoted.


Now distil the S. V. from it in B: Vaporis or in ashes in a very Small heat, and the S. V. will carry over part of the Corrosive first Menstruum.

On the Residuum pour fresh S. V., Shake it well together, observe the Same precautions at first, and let it Stand 8 ☉ and ☽, if you have an opportunity set it in the Sun, tied some writing paper over the body.


Distil the S. V. from it as before, observing that you leave the Residuum always a little moist at the bottom.

Repeat this operation with fresh S. V. until you perceive that the S. V. has carried over all the corrosive , and that your S. V. after 5 or 6 distillations comes over in its own natural fiery taste without any acid.

USE OF THIS PRECIPITATE.

Take it out and evaporate it to perfect dryness in a  heat.

This is an admirable medicine in Venereal and other foul Diseases, in very Small Doses of $\frac{1}{4}$ or $\frac{1}{2}$ grain.

This precipitate can be melted into genuine , whereof I shall Speak in the Chapter of. ♀.

OF ♀ .

♂ and ♀ like Each other and help one another.

♀ consists of much red external ♀ , a white ♀ and a green ♀ or ♀ .

Those that seek a red ♀ in ♀ are mistaken. /: When I projected powdered White glass upon melted ♀ , and made them flow together in a ♀ covered with its Lid, for an hour and then with a red hot iron Rod, wound the glass out of the ♀ , my glass Scoria was as red as Rudle; this I repeated 3 or 4 times and obtained always red Scoria; until perhaps the 5th or 6th time my glass became transparent with most glorious green Tints, equal to any Emerald and my ♀ looked like alloyed or Geneva ⊙ , and was equally as fine in the grain, and took as fine a polish, and never tarnished.

We will Suppose then that this green Scoria contained the true ♀ or TR. of ♀ ; I worked this process after Jugel, who says that Glass is a Solvent to extract all the Colour/: i.e. ♀ and ♀ :/ out of ♀ in the dry Way in the ♀ .

Jugel is perfectly right, but I could never bring my ♀ to the Colour of ☾ , but had always my glass Scoria tinged like an Emerald, of a most beautiful parrot green Colour; perhaps I did not pursue my Labour long enough; but I got tired on account of the quantity of Charcoal this melting consumes, as the △ must be intensely hot and kept up by the blast.:/

To prove what I have advanced, the following Operation Will Sufficiently convince you.

PROCESS WITH ♀ IN VIA HUMIDA.

Dissolve ♀ in Our Circulatum or Alcahest; set in 4 weeks in a Most gentle digestion over the Lamp or in horse dung; then distil half the mens. from it p.^r ♀; pour fresh Circulatum upon it, digest as before, distil half of it over, and continue this operation with digesting and distilling until all the ♀ is come over p.^r ♀ into the Receiver. Then digest it 4 weeks more, and during this digestion the ♂ separates from the ♀ in this manner.

The ♀ial principle remains extended in the Corrosive, but the ♂ settles as the bottom in the form of a green Oil.





Separate these two principles by a Funnel. edulcorate the green oil or ♂ by rectified S. V. with the Same precaution, as we told you about the ♂ of ♂; and you will obtain a most glorious Medicine from the ♀.



This ♂ cannot be melted into Metal, as the ♀ial part, but if you imbibe a red ♀ precipitate herewith, you may belt it into fine ⊙.

A PARTICULAR LABOUR WITH ♀.



Dissolve filings of ♀ in common ♀, distil the ♀ from it, and there remains a black Calx, which calcine in a reverberating furnace by the flame during 14 ♂ and ♀, and it will become red.




Mix these ashes or Calx of ♀ with āā ⊗, put the mixture into a ♀, adapt a Receiver, and distil in a ⋯ heat, and you will obtain a most penetrating ♀.


The mixture in the  flows like pitch, and part of it is sublimed, but when the Sublimation takes place, after the  of  is come over, you must then immediately check the Δ , and let it go out, and the mixture in the  will become a hard Stone.

Break the  and take this Stone out, beat it to a fine  , and lay it on glazed dishes and it will become green throughout.







OPERATION THEREWITH.

Take fine  1 part, fine copelled  1 part, melt them together and get this Composition beat out or flattened in a mill into thin Lamillae.

Now take of your prepared green  as much in Weight as both  and  Weighed.

Cut your Lamills in pieces and Stratify them with your prepared  ashes, S.S.S. in a Cementing pot, lute a Lid upon it, which Lid must have a Small hole in the middle.

Make a Circular Δ round the pot, gentle the first 4 times, then 4 hours Stronger, and the last 4 hours you approach the Coals So near round the pot, that the pot becomes of a red heat, and the Substances within may melt.

Let it cool and break the  and you will find a Golden  , almost pure, and much heavier, then the  Weighed at first. The  is mostly intermixed with the Scoriae. Copel this Scoria with $\frac{1}{2}$, and you will obtain all your  again, very rich in  .

You must before you Copel, reduce the Scoria to a small powder and boil your ♀ in a Strong Lye made of Ψ and pot ashes, then Wash dry and Copel your ♀ with ½ and you will not lose a grain.

The golden M you must melt with the ☾, and add as much fine ☾, as the quartation requires, then Separate it as usual by ∇, and you will obtain a Considerable addition of fine ⊙.

I have seen that in every ounce, a dragm of fine ⊙ has been gained, which is 1 ¾ in every Marck.

OUT OF ♀ A VITRIOL MAY BE MADE BY VARIOUS PROCESSES.

Basilius Valentinus pretends and teaches to make a tincture upon metals out of Such a Ⓟ, and if you consider it deeply it does not seem impossible; as from all the Metals, provided they are radically opened and Subtilised tinging Medicines may be made.

THE BEST METHOD TO MAKE Ⓟ OF ♀.

Take french Ver di greece /: ⊕ :/ dissolve it in dist:

⚡, the Solution evaporate gently, until there appears a Cuticle at the Top, then Set this inspissated Solution over ♀ in a Cellar, and fine Crystals will Shoot. /: or you may buy Crystallised Ver di greece at once:/

If you distil these Crystals, reduced to a ♀, p^r you obtain an acrid ⚡ of a Suphureous Smell, improperly called Spiritus albus Veneris. It is corrosive and not medicinal.

Now if you take ♂ and you make a ♀ of it with distilled ☩ , and if you unite both ♀ of ♂ and ♀ by frequently dissolving, coagulating and distilling them p.^r , you will obtain an ♂ of ♂ and ♀ , but it requires much Labour and time.

The ancients Who were unacquainted with ♁ , made shift with dist: Vinegar. But after they have discovered the Corrosives, the Labour is easier and Shorter.

PROCESS WITH THE CRISTALS OF ♀ .

Take of your Crystals made of Ver di greece, rub them to ♂ , dissolve the ♂ in our Circulatum or Alcahest, distil and cohobate until all is come over into the Receiver.

Let it stand quiet and you will See such a Separation as We mentioned before, when we spoke of ♀ .

The ♁ of ♀ will settle at the bottom like a thick green Liquor or ♂ .

The ♀ of ♀ remain clear in the menstruum above the green Liquor. Pour this clear Liquor off from the ♁ very carefully.

Put your Mercurial Liquor into a ♁ and pour with the Same precautions, as we have mentioned, gradually well rectif: S.V. upon it, until you can without danger add So much S. V. So as to dilute the Liquor Sufficiently. Afterwards distil with a gentle heat, what will come over, until the remaining Liquor grows thick.

Pour this thick Liquor on flat glazed dishes and Set them in a cool place, and it will crystallise into a clear transparent ⊕ , without any colour.

Pour the clear Liquor from the Crystals, and dry the Crystals. The Liquor evaporate, and it will shoot again into crystals, and you will loose nothing. Thus by evaporating the remaining Liquor you may obtain all the White Crystals.

In these Crystals is the ♀ ial principle of ♀ .

IF YOU LIKE TO HAVE A ♀ CURRENS OF ♀ PROCEED THUS:

Take your Crystals or White ⊕ of ♀ 1 part, ⊗ 2 parts, mix them well by grinding them in a Stone mortar, then add 3 parts or the weight of the ♀ and ⊗ of Common Kitchen ⊖ and mix it well by grinding.

Put the mixture in a roomy glass body, cover it with an alembic Without Receiver, Set the body in a ⋯ heat in a Charcoal furnace, and increase your △ gradually, after the humidity is gone, and Sublime; you will get a White Sublimate.

When all is sublimed what will ascend, let the Vessel cool, take your White Sublimate and, mix it with ⊖ of ♀ or with ⊖ alcali fixati, i.e. ⊖ of potashes, 1 part of ⚭ and 2 parts ⊖ alcali, mix it well by grinding, put the mixture into a glass body, pour clean ▽ upon it to dissolve it, then digest 14 ⊙ in horse dung, stirring or Shaking the Solution every day.

Now evaporate it in a clean polished iron pot and evaporate it to dryness. If you attempt this evaporation in a glass, the glass will be cracked and partly dissolved, glazed ▽ n where the Same, because it is a most fiery Substance.

Now take your massa, (Which must be stirred constantly, until it is perfectly dry, or else it will Stick fast to the pot) which is like a white coarse ⋯⋯ , (♀ currens ♀) and mix it with 2 parts of bolus, by grinding; put it in an ▽^n ↻ , and increase your △ gradually, adapt a Receiver with ▽ , and the ♀ Vivus of ♀ will sweat over into the ▽ , which collect, wash and dry.

♂ may be treated exactly in the Same manner.

Your green ○○ or △^n of ♀ you may dulcify first with Spir: of Vinegar, then with S. V. and you will get an admirable medicine as well as from ♂ , perfectly sweet and pleasant.

OF ANTIMONY ♂

♂ is a Subject wherein a Beginner, who is desirous of Knowledge, may try Experiments. It is a Circle whose End is lost in the beginning. It's nearest constituent principles are 1, a burning △^n , 2, a running ♀ , 3, a white ○○ al ▽ . I shall divide this Section of ♂ in two parts: in the first I shall teach you the Dissection or decomposition of ♂ into its constituent principles; on the Second, how you may elaborate metallic and Medicinal Tinctures, and lastly the Lapis ignis of Basilus Valentinus; therefore I must teach you the easy Labours first.

HEPAR ANTIMONII.

Take 1 lb of good ♂ , let it melt in a roomy ▽ ; add $\frac{1}{2}$ lb ⊖ alcali fixati or So called ⊖ of ♀ ; melt it Strongly,

and the fixed alcali will dissolve the \triangle_{f} of the \circ_{m} and become a mass or so called Scoria.

If you give it time for Separation, during the melting, the \circ_{f} of \circ_{m} with part of the white \circ al ∇ , \therefore part fumes away \therefore as being the ponderous metallic principle, will Sink to the bottom of the ∇ , which when cold, may be beat off, from the upper or \triangle_{f} eous part. This lower ponderous p.^r Se: \therefore metallic part is called III of \circ_{m} per Se, without \circ_{m} .

Take the upper Scoria, and beat them to \circ_{m} , whilse they are hot: put this \circ_{m} in a Glazed pot and pour boiling ∇ upon it: set it on a gentle heat and let it boil a while gently, and the ∇ will be coloured red.





Pour the red Solution from the faeces into one or two large glazed Wash hand basons: pour 5 or 6 parts of ∇ to it, cold ∇ , and Sprinkle Sharp Vinegar or — of \ominus into the Liquor, and the antimonial \triangle_{f} will fall to the bottom like a beautiful Scarlet \circ_{m} ; this precipitation Stinks like rotten Eggs. $\therefore \triangle_{\text{f}} \circ_{\text{m}} \text{ii} \therefore$









When all the \triangle_{f} is precipitated, filter the whole Liquor, and the \triangle_{f} will remain on the filter, which dry over a gentle heat or in the Sun, and you have a beautiful red \circ_{m} , called \triangle_{f} *Antimonii Auratum*.














You may Wash the alcali from it with boiling ∇ , and dry it again. \therefore Whilst the alcali is with it, it gilds glass and basons, when the alcali is taken from it, it has no Such a power: \therefore






This \triangle_{f} , when the alcali is washed from it, burns and smells like common \triangle_{f} .

♀ CURRENS EX  ANTIMONII.

Beat your  to a fine  and Sift it, mix therewith twice its weight of pure , grind the mixture into a very Subtil .






Put the mixture into a glass coated body, which Shut with an alembic. Set the body in a  heat, and increase your  gradually. After the phlegma is gone, part of the  will sublime and ascend into the alembic with part of the , into like very delicate Flowers and part of it will fasten itself all round the Sides of the body, and is full of . Take the  out and Keep it Separately; what remains in the bottom of the Glass, mix with 2 parts of new , and Sublime it again, and it will all be Sublimed, but there will remain a porous dust, which glows like a coal and is part of the fixed .








Take all your Sublimate together, grind it very finely, and add  alcali fixum 2 parts grind it well together; put the mixture into a glass body, pour  upon it, and Set it in digestion 14  and , stirring it every day, add sometimes a little warm ; Then evaporate the  until the  is perfectly dry: imbibe this , whilst you grind it, with  of , adding a little now and then, until it is a liquid. Pour it into a  through a funnel into the Tube, and add a little more  of , so that it may become quite liquid.

Put the  in a  pot: adapt a Receiver, and give a gentle heat, until all the humidity is gone over. Then Strengthen your  gradually, and the  in the  will be Sublimed, in the form of white chalk, smells and tastes like

.









REVIVIFICATION OF THE  .










Take of this antimonial  1 part,   $\frac{1}{2}$ a part, grind them well together, and put the mixture into a new , and Set the  in a Cellar during 3 days.


Then lay the  in a  heat, adapt a Receiver with cold ∇ and distil, and the running  of  will come over into the ∇ , and in the  remains the  al .





Wash the  and dry it. This is the  of .

A PROCESS WITH  ON  .

Reduce crude  to a coarse  : Pour good  upon it, and Set it in a gentle warmth, and the  will dissolve the  and retain the  ial  nine part, and the  remain at the bottom. or

Dissolve  in Coarse  in $\circ\circ$ of  or $\circ\circ$ of , and digest 14  , then Sublime. Thus I have told you the true anatomy of  . How many wish to possess the  of , I have here taught it faithfully and described it in every manipulation.

OF MEDICINAL TINCTURES. 1ST TINCTURE OF  .

Take the Scoria Which proceed from the  per Se made with fixed alcali, beat them to , whilst they are yet hot, and put them into a glass matrass with a long neck, pour rectif: S. V. upon it, and Set it in a gentle warmth during 8  , and the S. V. will be tinged of a beautiful red Colour; decant the Tincture and pour fresh S. V. upon the Remainder; digest as before: put this tinged S. V. with the former, and distil

half the S. V. over p^r alembicum. What remains is the Medicine, a deep red Tincture, an excellent medicine to purge the blood.

The dose is from 10 to 20 Drops in half a glass of Wine.

/: the above Medicine is an alkaline *TR.* of ♂ , to be had at every Apothecary's in Germany, but not praescribed nor prepared in England, it is a very good common Tincture: /

2^d TINCTURE OF ♀ .

If you Separate the antimonial ⚊ with ♂ , by melting them together in a ▽ , and then purify the massa by ♀ and ⊕ , and extract the Scoria, whilst yet hot, With S. V. *TR.* ., you obtain a still better Medicine. This *TR.* has also this quality, that if you imbibe a ♀ of ☾ therewith and coagulate them together in digestion, then melt your ☾ and Separate it by ▽ , you will always obtain a few grains of ⊙ , which I have frequently seen. Although it does not pay for the Expences, yet it plainly shewes a power of fixation and Exaltation into ⊙ .

3^d TINCTURE OF ♂ PREPARED FROM THE M .


If you take M ♂ ♂ Stell: and after the 4th purification with ♀ and ⊕ , dissolve the M entirely by melting it once or twice more with ⊕ alone, until the M is become a yellow mass; and if you pour S. V. *TR.* upon this mass, reduced to ♂ , before it cools, you will obtain an excellent blood red *TR.* , Smelling like ▽ Cresses. This is a diuretic and diaphoretic, which has few of its equals in power, and yet is perfectly Safe.

THE 4TH MEDICINAL TINCTURE OF ♀ , FAR MORE EXCELLENT THAN
ANY OF THE FORMER.

First prepare Some Olive ☉☉ as follows: digest a pint of the best Olive ☉☉ upon 2 ½ of finely powdered and Sifted Cinnamon, or the best Cassia, shaking your glass every now and then, then filter the clean ☉☉ , impregnated with the Smell and *TR.* of the Cinnamon or Cassia.

With this Olive ☉☉ extract a *TR.* or the ♀ from the first black Scoria of the ~~☉☉~~ ♀♂.

Beat the Scoria to ☉☉ , before they get cold, and pour the Olive ☉☉ impregnated with the Cinnamon upon the ☉☉ : set it in a \therefore heat and let it boil very gently, until you have obtained a deep red Solution.

Decant this Solution and filter the Remainder, which put to the clear Solution into a glass  placed deep in a \therefore heat, adapt a Receiver and distil the red ☉☉ over into the Receiver, by 2 or 3 Cohobations.

This process required a little patience, but the use of it amply pays for the Trouble.

After you have distilled this ☉☉ over with the Tincture of the Antimonial ♀ , then take 8 ½ , or less if you like, of pure ☉ of ☉ , perfectly dry, and imbibe it with your distilled ☉☉ in a warm glass mortar and grind it, so that it becomes a red powder. Put this ☉☉ in a glass, which lute: set it in a gentle heat and let it Stand, until it appears perfectly dry. Imbibe this ☉☉ and grind it as before, and dry it by digestion. This operation must be repeated, imbibing, grinding, digesting and drying, until the ☉ of ☉ has received nearly the ¼ part of its weight, of antimonial

$\circ\circ$ -- that is until 2 \int of this $\circ\circ$ have been incorporated with 8 \int of \ominus of \square . Put your red \circ , after the last digestion, into a small glass body, which cover with an alembic; place it in a $\cdot\cdot\cdot$ heat and Sublime by increasing your \triangle gradually. a blood red volatile \ominus will be Sublimed, which take out.

This \ominus melts in every Liquor and is a universal Medicine for men against all Diseases. 3,4, to 9 or 10 grains for a Dose are Sufficient to remove the most dangerous Diseases.

If you like to have this medicine in a liquid State, you may dissolve it in Cinnamon ∇ .

LAPIS IGNIS BASILII VALENTINI EXPLAINED BY THE AUTHOR.

Prepare a \triangle of \circ by our Circulation or Alcahest. Distil this \triangle with the Circulatum over p.^r ρ , and then Separate the Circulatum from the Volatilised \triangle , by means of S. V. *TR.* until the \triangle remains in the bottom of the ρ like a deep red Liquor or $\circ\circ$. This is one principle of \circ .

PREPARATION OF THE \circ OF \circ .

Take the \circ of \circ as we have taught you to make it: dissolve it in our Circulatum, and then distil the Circulatum from it, and the \circ of \circ will remain behind in the form of a red precipitate.

Observe that Our Circulatum dissolves all the metals and volatilises them, but \circ it coagulates. Precipitate then your \circ of \circ with our Circulatum and edulcorate the precipitate with S. V. R.

The third principle to this *TR.* which Basilius teaches, viz: the \ominus of \odot , is of no use here, as it is already in the \odot of \odot . There are no Salts in metals, except they are generated therein by Calcination.

COMPOSITION AND DIGESTION.

Take of youredulcorated precipitated \odot of \odot , 2 parts, and of your \triangle of \odot in the form of a deep red Liquor or $\circ\circ$ 1 part and mix them: put the precipitate in a digesting phial first, and pour your red Liquor upon it: close the phial and digest in a Gentle heat, and by degrees they will unite, putrify and be regenerated into a *TR.* , which tinges \odot , \odot , \bar{h} and γ , but not many parts.

I believe that this *TR.* can be augmented or multiplied, with the red Liquor or \triangle of \odot , if you dissolve the finished *TR.* therein, and digest and fix again, and repeat this Operation 3 or 4 times ; I have never done it; But that this Should give So great a *TR.* as that of \odot and animated \odot , is impossible.

In the Gold the Sperm of \odot is hidden, and although tinging medicines may be made out of the inferior metals and out of minerals, it requires much Trouble to obtain their pure central principle. (*This confirms Bacon & Paracelsus* \odot of \odot)

OF MERCURY \odot .

Est in Mercurio quidquid quaerunt Sapientes!

This Subject is in truth a Subject of all wonder. It is a Water and does not Wet. It is an ∇ and yet it is volatil. It is

a \cup , and yet after \odot it is the heaviest Thing in Nature.

It is a body and yet penetrates all Things. ♀ is as homogeneous as \odot itself, and it is the ∇ , out of Which all metals have their origin. With truth ♀ may be called unripe \odot , because by bare digestion and animation it may be fixed into \odot .


If you want to obtain any good from ♀ you must coagulate and fix him, either by the power of his own internal \triangle or by addition of another \triangle .











This appears in common ♁ and ♁ of ♁ , where we observe that the ♀ , although only coagulated by common \triangle , has great virtue in medicine, and in alchymy Gives proofs that he is an unripe \odot . If you cement fine laminated ☾ with common ♁ and melt and Separate it by ∇ , you will, after every Cementation, obtain a few grains of pure \odot .














THE MAKING OF ♁ .






Take running ♀ 2 parts and pure common \triangle 1 part: melt the \triangle , on a Small heat: pour the ♀ into the melted \triangle and Stir it quickly, until you see no more ♀ , and you will obtain a black mass, called Aethiops Mineralis.

When cold, grind it to ♂ and mix it with half its Weight of common very dry Kitchen \ominus : put the mixture into a Subliming body, which place in hot ☼ : cover it with a Lid or piece of Tile and increase your \triangle gradually, and the ♀ will ascend in the form of ♁ and carry as much \triangle with him as he needs for his Coagulation and leave the Impurities in the bottom with the \ominus .

THE MAKING OF  OF .

Take 2 lb of crude , pound it in an iron mortar until it is a Subtil , and Sift it; take 4 lb of  and reduce it to a Subtil : beware of the dust. Mix both pouders and put them into a Glass coated , which place very deep in  and cover the  with the  as much as possible: then distil by a well regulated, gradually increasing heat, until all the butyr^m is come over into the Receiver, which must be luted on, as the Vapours if received into the Lungs, are mortal on the Spot; The neck of the  must be wide and Short, that the whole  may get very hot, else the butrym would coagulate in the neck. (*Confirmed by the great Boerhaave*)

In order to obtain the , you must increase your heat very much, so that the  in the bottom, as well as the bottom of the iron  pot may become glowing or red hot. Then the  of  laying hold of the running  left behind from the , sublimes itself within the upper part of the  and is called  of . By means of a glass  you can observe when the Sublimation is ended, otherwise  are commonly used. When the Sublimation is ended let the  gradually die away.

If you coat the bottom of the  with a Strong Lutum of  clay, you may lay your glass  over a naked Charcoal , after the butyr: is come over in a  heat, and the Sublimation will be done quicker and equally Safe. This last is my method.

THE TRUE METHOD TO SUBLIME MERCURY ~~☿~~ CORROSIVUS

As this is very necessary in Alchymy, I'll teach you the best method to make it.

Take 1 lb of running ☿ : dissolve it in a sufficient quantity of good ♁ : put in the solution gradually 2 lb of good common ⊖ or Sea ⊖ .

Pour this mixed Solution into a Strong Coated glass body: apply an alembic and lute a Receiver to it, placing your glass body pretty deep in a ☼ pot, in a Charcoal furnace. Then distil with a gentle heat, no more than is necessary to distil the ♁ over into the Receiver: after 3 or 4 hours time, when most of it is come over, increase your heat, to force over, the blood red Vapours or Anima ☉ . contained in the ♁ . When all is come over you have an excellent ♁ .

Now you must increase your △ still more until you See the ☿ ascending and Subliming above the ⊖ .

The highest and most Subtil Flowers Keep a part, as they are very useful for making our Circulatum.

That part of the Sublimate which is solid, put into a Smaller Subliming body, in fine ☿ , and Sublime it once more, by it Self.

NOW WE WILL COMMUNICATE TO YOU SOME REAL
REAL AND PHILOSOPHICAL PREPARATIONS
AND FIXATIONS OF



COAGULATION OF ♀ BY MEANS OF ITS OWN INTERNAL ♀ .

Take ♀ revived from ~~33~~ q.v. animate it with the ~~m~~♂♂
Stell: as I have taught you, in the Section of ⊙ .

Take of that ♀ q.v. and put it into a convenient glass
☞: adapt a Receiver with ▽ : place the ☞ in a ∴ heat,
and distil the ♀ over with a gentle heat, Slowly.

A red ♂ will remain at the bottom in the ☞ but not
much. Observe, if you give so strong a △ , as to make the
iron pot and the ∴ Glow, your red ♂ will melt and become
⊙ . But this is not the intention.

Take your ♀ and dry it, and pour it back upon the red
♂ into the ☞ and distil the ♀ over as before, and your
red ♂ will increase in quantity at each distillation:

Continue this Operation until the whole quantity of
animated ♀ is become red ♂ . It is true that this requires
time and patience, nevertheless, if you have convenient vessels,
in two months time, at least one ounce of Such red ⊙ may very
easily be obtained. Or

Take Small phials with long necks: pur in each phial only
½ an ℥ of animated ♀ : place the phials in a Row in a ∴
heat in an Athanor, which is fired with Charcoal and Keeps its
heat at least 24 hours.

Place the phials in Such a degree of heat that the ♀
can Sublime and Settle in the upper part and necks of the phials.

The necks must Stand in the open air, covered only with
writing paper, but the Globes must be burried in the ∴ .

After all humidity is gone, you must put a wooden Stopper
in each phial, which must go in easy.

If you find now the ♀ ascending gently and settling in the neck, your degree is right. Then with a clean hair pencil, you sweep the ♀ down into the globe; and do this as often as you have such a Sublimation and Settling of the animated ♀ .

In 2 months time, and Sometimes Sooner, you will have your animated ♀ in every globe converted into a red Shining Solar praecipitate. By this method, Suppose you work with 12 glasses, you may obtain 6 3 of Sophic ⦿ .

Divide this now in phials, as I have taught in the first section of ⦿ , and fix it by degrees of gentle Heat, and you have made out of Sophic ♀ a Sophic ⦿ , which is the beginning and Basis of our Great Work.

N.B. A Sophic ⦿ , where the Centre is turned outwards, is *MATERIA PROXIMA LAPIDUS* and must be treated as I have faithfully taught you in the Section of ⦿ .

N.B. In the State wherein this ⦿ is, it would be a Sin to melt it, because then you would obtain common ⦿ only -- ⦿ without any power. Therefore this Sophic ⦿ must be dissolved with fresh animated ♀ and fixed, and this operation must be repeated, until your fixed powder is become of the easiest Fusion, penetrating and tinging.

FIXATION OF ♀ .

Of this Fixation have written Paracelsus and Helmontius.

Theophrastus writes thus: "Praecipitate ♀ dissolved in ∇ , into a red ♂ : from this red praecipitate abstract a Graduating ∇ , and edulcorate the praecipitate with S. V.

Rx. and you have a Diaphoretic ♀ , a Glorious Medicine in all Wounds, ulcers, Caniers, and the Venereal Disease; besides those great Medicinal Virtues, this red praecipitate rejoices the poor Alchemist, because it augments ☉ , and can with ☉ be melted into good ☉ ."

Helmontius writes thus on the Same Subject: "Take ♀ praecipitated in ▽ to a red powder--but make it your Self: pour upon this ☰ our Elementum Ignis ex Vitriolo Veneris: distil 7 times a good ▽ from the mixture, and you will obtain a mighty corrosive ♂ . Edulcorate this ♂ , that is abstract 10 times S. V. Rx. from it and thou hast then the diaphoretic ♀ of Theophrastus Paracelsus, or our Aurum Horizontale, a Medicine which enobles a Physician in internal as well as external Diseases."

When it is melted with ☉ into common ☉ , it loses then immediately every Virtue as a Medicine. This diaphoretic ♀ made once, you have enough for your self and your Friends, but to succeed in the first preparation, does cost much trouble, and its Success depends on His who directs all Things in the Whole System of Nature.

For the Sake of the honest well intended Student We will explain Van Helmont's commentary on the Words of Paracelsus. Van Helmont has not told us the preparation of his Elementum Ignis Ex Venera whereupon the Whole Success depends. He also misleads us by the Word Aqua Regis, because in all his Writings he Keeps his Elementum Ignis ex Vitrido Veneris a profound Secret, although he does not know how to praise it Sufficiently.

Now to clear up this abstruse process, what Elementum Ignis, or ♂ ♀ is, and how it is to be elaborated or obtained

from ☉ of ♀ or from Copper itself, by means of Our Circulatum, we have faithfully taught in the Chapter or Section of ♀ .

Van Helmont's ☿ is our Circulatum.

PROCESS.

Take praecipitated ☿ gut 8.; the ☿ praecipitated according to Joannes de Vigo, or by the Circulatum, is the same.

Having obtained your red ☿, pour upon it half its Weight of our ☿^s, and coagulate them together.

Now pour our Circulatum or alcahest upon it and distil it from it by ☿, 7 times, the last time to dryness and you will have a mighty corrosive ☿⁺ impregnated or animated by the Elementum Ignis or ☿ ex ♀ .

Now drop and pour gradually and cautiously highly rectific. S. V. upon it, as much as we have taught you formerly, and until all Effervescence ceases. Digest it 3 days in a most gentle heat over the Lamp: then distil the S. V. from it, and the S. V. will carry over part of the Corrosive.

Pour fresh S. V. upon it, distil again, and repeat this operation, until the S. V. has imbibed and carried over all the Corrosiveness from the Subject, which you will know by the taste, as the praecipitate will become sweet as well as the S. V.

This Sweet praecipitate is that Great Universal Medicine of Paracelsus and Van Helmont, against all Internal and External Diseases, its Dosis is from 1 to 4 grains.

Whosoever possesses 16 ♁ of this ♁ , has enough for his whole life time, as he may keep 8 ♁ for medicine and the other 8 ♁ he may multiply ad Infinitum.

MULTIPLICATION IN QUANTITY.

Take 2 ♁ of your fixed Sweet ♁ , or diaphoretic ♀ and glow it gently under a Muffle surrounded with lighted Charcoal, but beware of melting it.

Take it out, and whilst it is yet hot, grind therewith $\frac{1}{2}$ an ♁ of animated ♀ , previously heated: put it in a phial: Set it in digestion in a ⋯⋯ heat in an anthanor, and give a graduated heat during 4 weeks time, the first week gentle, the Second Stronger; and thus increase your heat gradually in Such a Manner, that during the 4th week the ⋯⋯ about the glass becomes glowing hot, so as to light a match, and in this manner the added animated ♀ will be fixed along with the Praecipitate.

When this massa is melted in a ∇ it is fine ⊙ of 24 Carat.

If you have worked now with 4 glasses, in each phial 2 ♁ , you will in these 4 weeks time have fixed 2 ♁ of animated ♀ with your 8 ♁ of praecipitate.

Therefore these 2 ♁ you may take from the whole and reduce and melt it into fine ⊙ for your Support.

But if you can afford to wait and reduce nothing, but pursue the multiplication, your Benefits will be the greater.

FURTHER MULTIPLICATION IN QUANTITY.

Divide your 10 ℥ in 4 digesting Globes, in each glass $2\frac{1}{2}$ ℥ , and add to each Glass 1 ℥ of animated ♀ by grinding them together, both heated.

Fix them as before by a graduated heat as I have directed you, and in 4 weeks time you will possess 14 ℥ fixed ♀ , or Aurum Horizontale or Sophic ⊙ .

Melt of this $3\frac{1}{2}$ ℥ into ⊙ , and keep $10\frac{1}{2}$ ℥ for a perpetual Minera for your Support.

If you divide now these $10\frac{1}{2}$ ℥ in 7 digesting Globes, putting $1\frac{1}{2}$ ℥ in each Globe, and if you add to each $1\frac{1}{2}$ ℥ of minera $\frac{1}{2}$ an ℥ of animated ♀ , you have to expect every month $3\frac{1}{2}$ ℥ of ⊙ , which is 42 ℥ in the year, a Sufficient Sum to live comfortable without any other business. \therefore at ℥ 4 in 8 p^r ℥ amounts to ℥ 184 ℥ 16 p^r annum.:/

As you may err in elaborating the Stone, such a particular Labour is no bad Thing, to enable you to continue your philosophical work. Besides you have a most admirable Medicine whereiwith you may earn money.

This praecipitate, So often Multiplied in quantity by animated ♀ , is not So powerful in its medicinal Virtues, as the first half which you reserved for Medicine alone; because the ♁ or Anima of ♀ is more powerful in that first half, and becomes weaker with Succeeding multiplications.

Blessed is the man whom God permits this to prepare and possess!

And thus much of ♀ , the most Glorious Subject in Mineral Nature.

OF VITRIOL ☉

☉ is a Mineral Salt, proceeding from dissolved metals in the Mines. Therefore we have various Sorts of ☉, Such as ☉ of ♀, ☉ of ♂, ☉ of ♂ and ♀ mixed, ☉ of ☉, which is the Saltsburg ☉, White or Zinck ☉, containing a white metallic ♁.

The most common ☉^s are those of ♀ and ♂, all of them containing a burning ♁.

The praeparations of ☉ are various and numerous. We will only mention Such as are necessary.

SPIRIT AND ☉ OF ☉.

Take 2 or 3 lb of ☉, put it in an iron pot which Set over a naked △, stir it until it becomes a hard and dry mass.

Reduce this mass to ♂ and mix with it Calcined and poudered flints twice the weight of your poudered ☉.

Put this mixture into a coated ♁ of ♁, set your ♁ in a convenient furnace, so that the ♁ may receive the naked △, lute a large balloon Receiver to the ♁, and let the Lutum get perfectly dry. In the Receiver you must put a little clear ▽ to receive the Spirits.

Then make at first a gentle △, and a phlegma will come over first, increase the △ gradually and the volatil ~~oil~~ of ☉ will follow the phlegma and at last with a Very Strong △, So as to make the ♁ glow, the ponderous Oil of ☉ comes over in heavy Vapours.

The next day when the furnace and vessels are cold, unlute your receiver carefully, and pour all the Liquid out of the Receiver into a roomy glass body, Set an alembic on the body and adapt a Receiver. Place your Body in a \therefore heat furnace, and distil with a Small heat and the phlegma Vitrioli united to the ∇ will come over. Thus far you have luted nothing.

When you perceive that Sower drops begin to come over, take your Receiver away With the phlegma.

Apply now another dry and clean Receiver and lute it, increase your heat with a little and the acid volatil --- of \oplus will come over, when you perceive that in this Same degree of heat, which forced the --- over, no more does ascend, then let the \triangle gradually dye away.

Now you have the --- of \oplus in the Receiver and in the Glass body remains the ponderous dark coloured $\circ\circ$ of \oplus .

If you put this $\circ\circ$ into a glass \curvearrowright , adapt a Receiver unluted, and lay the \curvearrowright pretty deep in a \therefore heat and raise your heat gradually, until the $\circ\circ$ of \oplus boils in the \curvearrowright , it will clarify itself, all the colour will come over, and the $\circ\circ$ which remains in the \curvearrowright will become as clear as Rock ∇ . After it has purified itself, let the \triangle go out, take your clarified $\circ\circ$ out of the \curvearrowright , and pour it into a glass with a glass Stopper.

This $\circ\circ$ is perfectly liquid when warm, but when cold it is a transparent acid mineral \ominus , on account of being so highly concentrated; it is also the most ponderous mineral Liquor prepared by art.

/: I have once distilled it over in a ☼ heat, and I was obliged to raise the Δ to that degree, so as to cause the iron pot to become red hot, and my clarified OO came rolling through the neck of the glass P in little clouds, which Succeeded each other, it required a very strong Δ , because it is so ponderous:/

From the first ☉ , when you made the dark OO first:/ which ☉ is called Colchotar and is of a fine red Colour:/ you may extract with boiling ∇ a Sal Vitrioli as white as Snow. If you cement ☾ with this ☉ , it becomes Luna Fixa, which is nothing less than white ☉ , as ∇ nor ☾ of ☉ does not touch it.

Helmont and Boyle order the Colchotar to be reduced to a Subtil ♂ and to be mixed with $\text{☉} \times \text{☾}$ $\bar{a}\bar{a}$, and then to be Sublimed in a ☼ heat, and thus they obtain their ENS ♀^s or ENS ♂^s according to the nature of their ☉ .

Basilus Valentinus and his ammanuensis Iodocus Von Rehe have made a tinging Medicine called Lapis Philosophorum from hungarian ☉ ; I have never done it, although Kunkel von Lowenstern Says he made this Stone out of ☉ after one of the processes communicated to the Prince Elector of Saxony by Sebald Schwartz in the year 1570. K. Von Lowenstern Says that he transmuted 20 marks of ☾ into fine ☉ therewith.

Here is the Process.

TO MAKE THE STONE OUT OF HUNGARIAN VITRIOL.

Note that the Saltzburg ☉ is a Solar ☉ and is as good as the hungarian; Take either of these two g.v.:10 or 12 lb.

Dissolve your Ⓢ in Rain ∇ , filter the Solution, evaporate in large glazed Basons until a Film appears on the Surface, then Set your basons over night in a cold place, and it will Shoot into Crystals.

Repeat this process of dissolving your crystals, filtering the Solution and evaporating until a skin appears, and then crystallising over night, 10 or 12 times and you will obtain a most beautiful Ⓢ of a most Sweet pleasant smell, but you will lose above half.

Take your Crystals and calcine them in the Sun and by no other method, until they are become a White Ⓢ .


If this is done whilst the Sun is in ♋ , you obtain Sir Kenelm Digby's Sympathetic Ⓢ . This is the best Calcination of Ⓢ .




Do not think that you can ever purify the Ⓢ completely by Solution, filtration and Crystallisation, if you was to do it 300 times, because the yellow metallic Ochre, which Separates itself at every filtration remains with the last grain of Ⓢ , and even without that yellow ∇ , the Ⓢ can not Shoot into Crystals.

Iodocus Von Rehe mentions that he became disheartened and tired, when he found that he could not entirely purify his Ⓢ ; I say that 10 to 12 purifications are sufficient.

Your Ⓢ which you have calcined in the Sun put in a roomy ∇ D , or Glass thick coated Ⓢ , place it on 2 iron bars in a furnace over a naked Δ .








Now light your Charcoal and give a gentle Δ at first, during the first 3 or 4 hours, and a weak acid phlegma will

come over first into the Receiver which must be very large and carefully luted on, and the Lutum as well as the Clay Coating of the  must be perfectly dry and hard, before you light your Δ .

Raise your heat gradually and in the Space of 12, 14 or 18 hours force all the heavy Spirits and  over in clouds into the Receiver; the last 3 or 4 hours, your  must be red hot below, or else you will not obtain the heavy  .


Let the Δ go out gradually of it self. The next day when the Vessels are cold, take off the Receiver carefully.



Pour the contents out of the Receiver into a glass body, which place on a balneum Vap. Set an alembic on it and adapt a Receiver. Lute with Strokes of Linnen and cold paste. Now light your Δ and make the bath boil, So that your glass body may receive the Steam of the boiling ∇ .

All the Weak acid phlegma will go over into the Receiver, and if your  is hungarian, or Saltzburg  , or a  made of  and  , according to Basilus, your  will become concentrated and remain in the body of a transparent deep Ruby Colour, whilst any other  will not give you this phenomenon.

Thus far I have worked this process. Now we proceed according to Basilus and Iodocus Von Rehe.

SEPARATION OF THE PRINCIPLES IN VIA HUMIDA.

Put your red  into one or Several Matrasses with long necks, covered with double paper or easy wooden Stoppers.

Set your matrasses or Glass body in a gentle heat /: Such as horse dung:/in digestion 8  and  or longer, and a natural Separation will take place.

A clear transparent Liquor will float on the Surface and increase dayly in quantity.

Pour this clear Liquor off carefully, and digest again 8 ☉ and ☿, and you will obtain more of that Liquor. Pour this off again carefully. Continue the digestion until no more clear Liquor or volatil^{is} is Separated and formed.

This Liquor is the Mercurial^{is} of Basilus or his ☿ of ☿ in forma humida.

Pour these Liquors together into a Small glass ☿, and distil them over, So that no colour may ascend with it.

The red ☉☉ which remains after the Separation of its mercurial^{is}, you must also put into a glass ☿, which must be coated with Loam, and be placed in a ☼ heat.

Force this red ☉☉ over, increasing your ☐ gradually, until the red ☉☉ comes over in heavy rolling Clouds.

There remains Saline Faeces in the ☿. The above red is Sulphur Metallorum.

Calcine your Faeces during 10 or 12 hours under a Muffle, Surrounded with burning Coals, then extract the white ☉ with the first mercurial^{is}, which^{is} you must again distil from your Sal Metallorum. Now you have the three principles according to Basilus's process.

COMPOSITION.

Take all your metallic ☉, and dissolve it in your mercurial^{is} gradually in a very gentle warmth, but take no more mercurial^{is}, than is necessary for the Solution of all your ☉.

Put this Solution into a digesting globe of a convenient Capacity and lute the mouth of the neck.

Set it in a gentle heat over a Lamp, and Let it Stand there until the whole is coagulated into a white \ominus , which according to Iadocus von Rehe will arrive in 3 months time.

Now weigh your red $\circ\circ$ or \triangle and divide it in 7 equal Weights. Take the first part and imbibe therewith your white \ominus . Set it in digestion and coagulate it. Proceed in the Same manner with the remaining 6 parts; one after another, until they are all coagulated and fixed with the \ominus .

Then fix your \circ by gradual Heat, and you will obtain the Stone of Philosophers.

MY OWN REMARKS ON THIS PROCESS. (i.e. THE AUTHOR'S
OBSERVATIONS.)

I have told you that I took Saltzburg \oplus , which I dissolved in Rain ∇ , filtered the Solution and evaporated it in a large Glass body, until a Skin appeared on the Surface, then I Set it over night to shoot into Crystals, which I told you had a most delightful Smell; But I did not always perceive that Sweet flavour, although I always took Saltzburg or hungarian \oplus .

I have dissolved my \oplus 10 times, which I think is necessary as well as Sufficient.

If you repeat it still oftener, you will always have yellow faeces, and at last the yellow ∇ of \oplus is Separated entirely, whereby the \oplus is destroyed, So that it is no longer a \oplus .

The red ponderous $\circ\circ$ is like Butyrum ♁^{ii} and attracts humidity out of the \triangle , and thus becomes fluid, otherwise before attraction it congeals like ice.

It attracts this humidity even through the pores of glass, whilst a clear Liquor separates itself from the ponderous \triangle eous $\circ\circ$ and floates on the Surface, which is Basilius and Von Rehe their — of ♀ .

This I separated by means of a Small Funnel. The remainder, which will yield no more clear Liquor or — of ♀ , is the Sulphur embryonatum Vitrioli Veneris of Solar property.

This red $\circ\circ$ you must distil over p^{r} — and a black ∇ remains, wherein the \ominus of ♁ is hidden.

This black ∇ must be calcined under a Muffle then extracted with your acid — of ♀ ; this — you distil from the filtred Solution, and there remains a Snow-white \ominus .

But your — of ♀ must be rectified first by itself in a Small — .

There is Something else to be minded, which is, that the red $\circ\circ$ must be dissolved or diluted in the — of ♀ , then distil the — of ♀ from it, and your remaining red $\circ\circ$ will be clear and beautiful and of a fine ruby Colour.

Thus far the process is true, and thus far I have worked it, but I had not time to go any further with it, not did I want it.

The process appears to me to be rational and true;

After the — of ♀ has been coagulated with the \ominus , and when after that, with the red Sulphureous $\circ\circ$, which is an ingressive embryonated Solar \triangle , it is again coagulated and multiplied as Von Rehe teaches, it can certainly and must,

in the Character of a concentrated Δ , have a power to penetrate Mercurial bodies and fix them into \odot ./: after it has been first melted with \ominus in the ∇ .:/

The Lover of curious Experiments may try this process, which I believe to be true, provided you meet with a good Vitriol.

OF SAL ARMONIACUM. \otimes .

This \ominus came originally from Armenia and therefore has been called Sal Armoniacum At places where Camels and mules belonging to Caravanes usually stopped, this \ominus was generated by the Sun, by means of the \ominus of the ∇ . The Venetians were the first who made this Discovery, and as they had learned that this \ominus was generated from urine combined with the \ominus of the ∇ , they conceived that Such a \ominus might be made artificially from \square and Sea \ominus . If you take Sea \ominus Wood Sut and \square , boil them together, dissolve it again with \square , the Staler the better, then filter and evaporate the Solution, you will obtain a very excellent \otimes . This is of infinite use in medicine as well as in Alchymy.

In medicine the \sim as well as the volatil \ominus of \otimes is of great use.

Take fixed alcali or purified potashes and \otimes $\bar{a}\bar{a}$ in a Subtil \odot and well mixed, put the mixture into a glass body with a large alembic and lute a Receiver to it.

Distil with a gentle heat in \therefore or in baln: vap: and the volatil \ominus of \square , diluted in phlegma, ascends and comes over, and is called Spirit of \otimes .

In the alembic a beautiful white volatil ☉ will sublime and fasten there, which has the Same virtues with the ☉ /: or volatil ☉ dissolved in phlegma:/

☉ OF ☉✱ . ITS VIRTUE AS A MEDICINE.

It resists the acid in the Stomach, Bile and not only in the Stomach but in the bowels also. 50 or 60 drops in a Wine glass full of ▽ .

Out of the ☉ you may boil a ☉ with ▽ , filter and evaporate the Solution, and you will obtain a good antifebrile ☉ . 20 or 30 grains is a good Dose in Fevers.

ITS USE FOR METALS.

If you cement laminated fine ☽ with ☉✱ , it gets heavier, and is Sooner graduated into ☽ fixa or white ☉ , which can also be done with Sea ☉ and ☽ .

If you dissolve ☉✱ in rain ▽ , and extinguish red hot Bricks therein, the broken pieces of bricks imbibe the Solution.

Distil this in an ☽ over a naked △ , and you will obtain a ☉ which dissolves ☉ in Leaves without corrosion, and carries it by distillation over the helm.

Dissolve ☉✱ in rain ▽ , distil the ▽ from it, and part of the ☉✱ will come over.

What remains dissolve again, Separate the faeces, distil again and more ☉✱ will be volatilized and come over.

Repeat this Labour until all the ☉✱ is come over along with the ▽ .

Now distil half of the ∇ from what is come. What remains behind distil with a Strong heat p^r , and your \ominus^* will be Subtilised and volatilisid more and more.

What is now again come over, distil in a glass body and alembic over a balneum vaporis as long as any phlegma goes over; what remains behind in your glass body, is a thick oily Liquor.

Set this Liquor in a cold Cellar, and Saline Crystals will Shoot, which are extremely fusible and penetrating.

These Crystals dissolve a Ψ of \odot radically if placed in a gentle heat in a digesting globe, and dispose the \odot to become a Tincture for Transmutation.




Your Ψ of \odot you must make with ♀ and ♂ , as I have taught in the Section of \odot .




\odot Prepared in this way, if further dulcified and dissolved with S. V. R. becomes a most glorious Aurum Potabile.



MENSTRUUM FOR THE SOLUTION OF \odot PROCEEDING FROM \ominus^* ,
 \ominus AND BUT. ♂ ii




Take purified \ominus^* 3 lb, good purified Ⓢ 3 lb, reduce them Separately to Ⓢ and mix these Incred: with 6 lb calcined flints reduced to Ⓢ , or fine Colus, it is the Same;

Lay a tubulated ∇^{n} retort in a furnace, on two iron barrs, so that the Flame can play all round the bottom of the Ⓢ , adapt a very large receiver and lute it together with Stripes of Linnen and paste.

When the Luting is perfectly dry, light your Δ under the , but let it be very Small and gentle at first to heat the Vessels gradually, leaving the Stopper of the  open, in order that the heated Δ may escape. Do not let the bottom of the  become red hot yet. Your Δ must be moderate in the beginning.

Put now 2  of the mixture into the , by means of a funnel, covering the whole quantity with the Stopper, and a piece of warm Soft clay or Loam on the top of it; because the Stoppers in ∇  never fit air tight.

Spirits will now come over in white clouds. As soon as you see that the Vapours have settled, project again a Couple of  of the mixture into the  as before.

If you find that the white Clouds will not come over into the Receiver, your Δ is then too gentle and you must put in a few more coals until you See the Vapours come over; but if they come over with too much violence, so as to endanger the bursting of the balloon, the Δ is too Strong, and you must take Some Coals out immediately, therefore the furnace must have a dore in front, besides the dore of the ash or draught hole. Continue projecting the mixture gradually into the  until all is used and the Spirits come over. The bottom of the  will at last become red hot, but then you must project less of the mixture into the , to avoid the danger of a Sudden fulmination, which might blow up the whole apparatus; with Care it can be done with perfect Safety.

Let the Δ go out and dye away gradually. The next day, pour your Spirit out, into a large glass bottle with a glass Stopper.

Take 1 lb of this — , put it into a large glass Receiver, or into a large glass body, drop into it, gradually with great Caution, 2 ℥ butyrum ♂ , well rectified and made fluid by Liquefaction on the △ , the glass will become very hot, and it will run over, if you go on too fast.

After the butyr: is dissolved in the — , and the Efferescence has ceased, drop in 2 ℥ more, and So continue gradually, until 8 ℥ of but: ♂ have been united to 1 lb of your first made — .

When all is quiet and perfectly united, pour the mixture into a low roomy glass body, apply an alembic, and lute a Receiver to the bill or Tube of the Alembic. Your body must be placed in a ⋮ heat furnace. Light your △ and raise your heat gently and gradually, until you See what Degree the Subject requires and a Combined — will come over into the Receiver.




The Faeces throw away.



This — dissolves any ψ of ⊙ radically, volatilises the Same in Such a manner, that you may distil your ⊙ over p^r alembic or p^r ⊙ ; which ⊙ you may afterwards fix, and multiply p^r Tincturam ♂ , ♀ , ♂ .




OF ⊖ COMMUNE. AND THE CIRCULATUM MINUS OF PARACELSUS.









Sea ⊖ or common ⊖ is of great use in Alchemy. It must be purified by melting, dissolving, filtering and coagulating.



After you have purified 3 or 4 lb of it, mix it, 1 part of ⊖ with 3 parts of Loam, form little Balls thereof like Small Marbles, dry them thoroughly.


Fill half an  with these balls, lay the  over a naked Δ in a furnace, which heat gradually, until the  becomes red hot at the bottom and the Spirits come over into a large Receiver luted on.

When you have distilled all the  in this manner, let the Δ go out, and dephlegmate your  p^r alembicum in a Balneum vaporis.

Now take $\frac{1}{2}$ lb of fresh \ominus perfectly dry, dissolve it in 1 lb of your , put it in a glass , which lay deep in , adapt a large Receiver and lute the joinings.




Distil now your  ever by a graduated and Strong heat, and the  will carry part of your dissolved \ominus over. When all the  is come over, pour it back the next day on the  of \ominus in the , and distil again in the Same manner as before, always giving a Strong heat at the latter part of the distillation. Cohobate your  in this manner upon your \ominus , until all your \ominus in the  is become .

This  must again be dephlegmated in Baln: Vaporosum, where the phlegma comes over and leaves a \odot coloured  of \ominus behind in the Glass body.

This \odot coloured  of Salt is the Circulatum Minus of Paracelsus, wherewith all the metals can be conquered.

If you have our Circulatum or Alcahest you do not want the above.

OF SILVER. .

Silver is a metal which consists of a pure  and pure white  or so called .

There are Some as Basilius, who pretend ☾ contains a bleu ♁ , but it is by no means because when the ☾ is free from every grain of ♀ you will never find Such a bleu ♁ nor bleu colour.

The useful Labours upon ☾ , must proceed from the Same foundation as those upon ☉ .

If you work upon ☾ in Via Humida, the work is different from that with ☉ , as the ☾ requires a different menstruum; The atomes of the White Sulphureous ♁ interwoven with the Lunar ♀ are different from the Solar atomes, which are perfectly Homogenous.

PROCESS UPON ☾ . /: CALX ☾^a :/

Take very fine copelled ☾ , dissolve it in ♁ . Weaken the Solution with 20 or more parts of clean ▽ . Then pour this diluted Solution into a very clean and Smooth Copper Bason, and the ☾ ♁ will settle on the copper all over the bason. Pour more ▽ to it and edulcorate it, until the ☾ ♁ is perfectly tasteless. Then dry it.

ĀĀĀTION WITH ♀ .

Take now of your ♁ of ☾ 1 part and āāāte it with 6 parts of purified running ♀ .

Squeeze your āāā through Chamoy Leather, to Separate the Superfluous ♀ from it.

The ball remaining in the leather grind with purified dried \ominus , adding gradually the \ominus , until you See no more of the $\bar{a}\bar{a}\bar{a}$. Put this mixture into a glass \curvearrowright , which lay deep in \therefore , and distil the ♀ from it into a Receiver half full of ∇ , and the ♁ will remain behind with the \ominus . Wash the \ominus from the ♁ with clean ∇ , and you will obtain a most Subtil Ψ of ♁ .

$\bar{a}\bar{a}\bar{a}$ te this Ψ of ♁ once more with purified ♂ , and grind the $\bar{a}\bar{a}$ with purified \ominus , but grind it as Subtil as you can, distil the ♀ from it as before, and wash the \ominus from the remaining ♁ , until the ♁ ♂ is perfectly tasteless and you will have a Subtil Ψ of ♁ , which dry.

PURIFICATION OF THE \ominus . USED IN THIS PROCESS.

Melt 2 or 3 lb of Sea \ominus in ∇ , dissolve it afterwards in pure ∇ , filter and evaporate the solution until the \ominus remains perfectly dry.

But if you will take the trouble in the room of loosing this ∇ by evaporating, to distil it from the \ominus to dryness, you obtain a distilled pure ∇ , which is better for the Second Solution of this Same \ominus , than other pure ∇ .

The glass body for this distillation must be wide enough to get your hand in it, not too high.

Dissolve your \ominus now a Second time in the above distilled ∇ , filter the Solution perfectly clean, and then distil half or 2/3 parts of the ∇ from it, until a Small Skin or Film appears on the Surface.

Now place it in a cold cellar over night and beautiful \ominus crystals will Shoot, in the form of little pyramids, with 4 Sides and hollow within. This is an excellent \ominus for purposes like this.

Preserve your Ψ of \cup until I tell you what to do with it, in the mean time mind the following process.

PROCESS ON \cup FOR THE STONE.

Take fine copelled \cup 1 \int , \underline{M} \circ \circ \int /: or \cup 2 parts \underline{M} \circ \circ 1 part:/ melt them together, let it cool and beat the mass to a coarse \circ , add 5 \int running \circ revived from $\frac{\int\int}{\int}$, as I have taught you in the Chapter of \circ , $\bar{a}\bar{a}\bar{a}$ te your coarse \circ with this purified \circ with the greatest diligence and in the best manner, then wash your $\bar{a}\bar{a}\bar{a}$ so often, until no more blackness appears in the ∇ .

Then dry your $\bar{a}\bar{a}\bar{a}$ and put it into a digesting globe, as I have taught you in the Section of Gold, no more than 2 \int in one Globe, but less, viz: 1 \int is still better.

Let one part in the Globe, out of three, remain empty.

Shut the neck with a glass Stopper, after all the humidity is fairly gone.

Put your globe or globes in a \therefore heat in a convenient iron athanor, fired with Charcoal, and place your globes in a gentle Degree of heat at first and the $\bar{a}\bar{a}\bar{a}$ will rise and go out into little branches like Small Trees, which in time, by continuing the gentle heat, tumble down again and the whole mass becomes a red \circ . The Phenomena I observed by this Labour are the following:

I took 2 \int of fine copelled D , and 1 part m O O which I melted together in a ∇ . Then I reduced the brittle mass to a coarse O , and $\bar{a}\bar{a}\bar{a}$ ted my O with 10 parts/:10 \int :/ of purified O with the greatest diligence in my grinding mill, then I washed the $\bar{a}\bar{a}\bar{a}$ so often, until I could get no more blackness from it.

This $\bar{a}\bar{a}\bar{a}$ I put by, covered with paper, until it grew of a thick consistence, when I formed it into small pills with clean fingers. These pills I put in China Saucers and Covered them with paper; then I placed them on a Gentle Heat to become perfectly dry.

I divided my pills in different digesting globes, putting $1\frac{1}{2}$ \int of pills in each glass; /:The purified O $\bar{a}\bar{a}\bar{a}$ ted with the Lunar m O O washed and dried, is our animated O :/ The necks of my globes were 8 fingers high and my globes about 2 inches Diam outside. I shut my globes first with paper, in Case there should be any humidity left, but when I perceive it is all gone, So that the necks appear perfectly dry, then I put in my glass Stoppers quite tight.

I then regulated my heat, having placed my globes in the athanor in ::: in Such a manner so that the $\bar{a}\bar{a}\bar{a}$ divided in Small pills, moved by the exciting gentle heat, may flow together and ferment, whilst it looks like pitch melting in the Sun.

In such a degree of Heat, perhaps a little warmer than the beams of the Sun, the mass elevated itself like fermenting Dough or paste. Part of the O was Separated and settled within the upper part of the Globes, and ran down again within the Sides, when the drops became too heavy for their Support,

leaving Intervals or Streaks between them, through which I could See how the $\bar{a}\bar{a}\bar{a}$ behaved, which Swelled and grew up from day to day into little Trees with their branches.



After 20 days digestion I observed that the points of the branches strait upwards and sideways became of a fine red Colour.

One of the Centre branches in One of the Globes did reach almost the mouth of the neck, most beautiful to look at, stained with red Extremities.



I have discovered that Some Small portion of \triangle is necessary in this Work, in the Same manner as \triangle is necessary for the alteration and perfection of all creatures.


Such artists as deny all Entrance of \triangle , and order the mouth of the phials to be sealed hermetically, by melting them together, as they do in closing Thermometers, deserve to be exposed for their Ignorance. Without \triangle there is no action operation in Nature, and without action there is no Change, and where there is no Change, no Amelioration can be expected, but the Subject remains as it was in the beginning; and after you have laboured a long time without \triangle and lived in hopes of obtaining Something, you at last have to repeat your loss of time and Expense, and you do not know why? because you have worked without the knowledge of Natural Things!

In a glass melted together there is not so much temperate \triangle as is necessary, to produce a change on the inclosed matter.

This is a Hint to those that Study with so much anxiety of mind, how to close their glasses sufficiently, out of fear the generating universal  should escape, in Spite of Wise Nature, which produces and multiplies all its creatures by the medium of animated  . But let us return to our process.

After the $\bar{a}\bar{a}\bar{a}$ was grown upon the glasses, so that it had filled the whole Space of the globes, the upper part of the globe became gilt, most beautifully, So that I could no longer See through it.

I let my glasses remain in the  2 weeks longer, thinking that this gold Colour would vanish, but growing out of patience, I took one phial out and examined the mass within, which I found of an unctuous yet porous Consistence, and out of curiosity I rubbed it in a glass mortar, and it became a dark brown  and Set forth a smell equal to the finest Violets.

Such Fools as think that metals are dead bodies, will not believe this. Nevertheless that the Central Smell of Metals and Minerals, in particular  , is most delightful, is an absolute Fact and a proof with me, that they have Life and consequently are capable of being exalted.

After having tried this Experiment with one phial, I was curious to know whether they were all alike, and found it exactly so, but I did not take the matter out of the phials, I only opened them and found the Same Smell.

The first which I had ground, I put into a clean phial and put it in the ☼ again in the Same degree of heat, but with hopes of Success, nevertheless, this ☉ became fixed as well as the others, therefore the life of metals is of a more durable nature than that of animals and vegetables, and is not so easily destroyed, not even in fusion.

I took then my fixed ☿ out, and whilst it was yet warm, I added to 3 parts of ☿ 1 part of animated ♀ previously warmed. I united them in the phials, that is I poured my warmed animated ♀ 1 part upon 3 parts of my warm red ☿, into each globe, and set them again in digestion. This mixture united in a moment and became almost instantaneously a dark brown ☉; which ☿ by continuing the digestion, became fixed in a few weeks.

Some of these phials I took out, and copelled the ☿, which became most beautiful ☽, without Scarce any loss in Weight.

This ☽ I separated by ♁, and it contained a good deal of fine ☉ of 24 Carats.

MULTIPLICATION IN QUANTITY AND QUALITY.

If you have a desire to effect an augmentation perpetuum, with this fixed Lunar ☿, you must proceed and augment with our animated ♀ exactly in the Same manner as I have faithfully told you in the Section of ☉. But do not be surprised if you find yourself disappointed in your Expectations; after

having augmented your fixed Lunar ☽ with animated ♀ 5 or 6 times, you think you will always obtain fine ☽ enriched with ☉, but it is otherwise, and in the room of fine ☽ you will at last get nothing else but fine ☉ of 24 Carat; because the triffling original quantity of Lunar Ferment is in time matured and exalted into Solar Ferment by our animated ♀, which is immature ☉, and consequently your Lunar ferment as the weakest will easily be overpowered by our ☉ as the Strongest.

Now as from Subtilised ☉, by repeated radical Solutions, a Tincture finally must proceed, capable to transmute a great many parts of the inferior metals into permanent ☉, exactly in the Same manner it happens here with ☽, therefore I warn you, that you may not be vexed, when you See your Expectations reversed!

REASONING OF THE AUTHOR.

If you want to elaborate a Rx for transmutation into ☽, you must observe this: after you have performed the first Calcination of ☽ by animated ♀, that is after you have completed the first Solution of the first Lunar ♀, you must again ferment with fine ☽, in order that the Specified White Lunar ☽, or the so called ♀☽ may not be transmuted or exalted into a Solar Nature, by Several additions or Augmentations with animated ♀, whose atomes are entirely Solar. This the Philosopher ought to know, or he does not know what will be the Result of his Experiment.

He would Sooner obtain a ☉ than a ☾ Rx, as the triffling white ♀eous Lunar ♀, which is the very Specification of ☾, transmuting and maturing ♀ into ☾ in the mines, is soon altered and exalted by repeated additions of animated ♀. —

You may yourself See the truth of it by the next Experiment.

Let Him try it that pleases, if he is not an indolent man and is Sincerely desireous of Seeing the truth with his own Eyes, he will find it here! He will wonder at my Sincerity, and thank me after I am no more in this Life full of Care and Toil! I confess, I do admire the Wonderful works of God by means of the universal Spirit, but I do not worship the Stone, being well convinced that I must leave it behind me!

I write the Truth, firmly believing that God especially directs these Things!

EXPERIMENT UPON ☾.

Take 1 3 of fine copelled ☾, 1/2 an 3 of ~~m~~♂♂ Stellat. melt and reduce to ♂, āāāte your ♂ with 10 3 of purified ♀ revived from ~~33~~, wash the āāā, press the Superfluous ♀ from the āāā through thick Chamoi Leather.

The Lump remaining in the Skin, grind and wash Several times, until all the blackness, which is the corporeal M, is washed away. Distil your āāā by ☉ in a ∴ heat; If you have proceeded rightly, you will find your ☾ perfectly fine

and of the Same weight as before. But your ☽ , which is come over, has increased a little in Weight, because it has increased from the internal Δ in the M .

This I write for the Sake of those, that know how to work, and Know what to do with the black ♁ washed from the āāā. Now Separate your fine ☽ by ♁ , and you will find a few grains of fine ☉ .

Collect your pure ☽ out of the ♁ , wash and dry it, āāāte it again with your animated ☽ , that is come over by ☽ , wash again and dry it. Distil the ☽ again from the āāā; Separate the remaining fine ☽ by ♁ , and again you will find Some grains of pure ☉ , and this you may repeat until the whole quantity of your ☽ becomes fine ☉ , although this Labour would not pay your Expences, yet it is a plain Demonstration of the Truth.

YOU MAY PROCEED ANOTHER WAY THUS:

Distil nearly half the ☽ from the āāā, p^r ☽ , pour the ☽ back upon what remains in the ☽ , distil half the ☽ over as before and repeat this Cohobation and distillation 30 times, or more if necessary, and at last all your ☽ in the ☽ will become pure ☉ , a few faeces excepted, which Stick fast to the bottom of the ☽ , like a brown Rosin, and have no metallic flux.

This Simple Experiment proves much. If the Lunar atomes can be changed by animated ☽ , as they actually are in this Operation, so as to become effectually in Weight and Colour of a Solar nature, why should it not be possible to exalt them

by the Same Agent above the Nature of common ☉ , into a
☉ making principle?

Thus far I have faithfully taught you how to overcome
and exalt ☉ and ☾ by running ♀ in the *Via Sicca Pacifica*.
which is a most ancient Way, and although Slow, it is Safe and
without danger.

Now I will teach you *Viam humidam* which though Somewhat
Shorter, is slippery and obnoxious on account of the Vapours,
and also dangerous.

PROCESS UPON ☾ IN VIA HUMIDA.

Make a ♀ of pure ☾ , calcined with purified Sea ☉ , by
♀ .

When you have made this ♀ , grind it with 3 times its
own Weight of Good ~~☾~~ , into a Subtil ♂ .

Distil this mixture per ☉ , and a butter will come over.

What remains behind, weigh exactly, and mix it again with
3 parts of its weight of fresh ~~☾~~ , distil again per ☉ ,
and all the ☾ will come over with the butyrum; a few faeces
remaining behind.

The ♀ contained in the ~~☾~~ is revived, must be Sep-
arated and Kept apart.

In this butyrum the ☾ is dissolved and volatilised by
means of the ~~☾~~ of Sea ☉ and of ☉ , both contained in a
highly concentrated State in the ~~☾~~ , without the least
phlegma.

Both these ~~—~~ can Effect no Such thing upon ☽ when by themselves, but united to the ♀, in the ~~—~~, they attack and dissolve the ☽, and all metals, volatilise them, and carry them over into the Receiver.

The ☽ can be precipitated out of the distilled Solution with ▽, but here it must not be done:

FURTHER PROCEDURE WITH YOUR VOLATILISED ☽ AND ITS COAGULATION AND FIXATION.

Take your Subtilised and volatilised ☽, as it is united to the butyrum, put it into a digesting Globe with a long neck, coagulate and fix it in a gentle and graduated heat. It tinges ♄ and ♃ into ☽ equal parts.

ANOTHER PROCESS UPON ☽.

Dissolve fine copelled ☽ in ~~—~~ of Ⓚ, and distil as much of the ~~—~~ from the Solution, until a small pellicule appears on the Surface. /: Crystals or Ⓢ of ☽ :/

The concentrated Solution pour into a Shallow China Vessel and Set it in a cold place over ☽, and your dissolved ☽ will Shoot into Crystals. Dry your ☽ Crystals in the Sun, and mix them with twice as much purified Ⓢ, and you will get a Kind of ▽ or Menstruum, for the Extraction of the following prepared ☽.

Now take Crystals or Ⓢ of ☽ /: they are white and transparent and look like Ⓚ, but of an uncommon bitter taste:/

prepared by the above method by \sim of $\textcircled{1}$, mix with your dried Crystals 3 times as much of purified $\textcircled{\ominus}^*$ in $\textcircled{\text{♂}}$, and sublime your powdered mixture, and the $\textcircled{\ominus}^*$ will carry upwards part of your $\textcircled{\text{♁}}$.

Continue this Sublimation, with fresh $\textcircled{\ominus}^*$, until all the $\textcircled{\text{♁}}$ is Sublimed to the Superficies of the mixture.

Separate your Sublimed mixture from the $\textcircled{\text{☺}}$ below, and pour the above Menstruum upon it in a Matrass with a long neck and digest 8 or 10 $\textcircled{\text{♂♀}}$, and the Menstruum does extract the tinging Lunar $\textcircled{\text{♁}}$ or So called Sulphur $\textcircled{\text{♁}}$.

Separate this from the faeces, and distil S. V. R. from it 5 or 6 times or more, until your Extraction remains a Sweet Liquor of a $\textcircled{\text{☉}}$ Colour.

Take 1 part of this Oleum Lunae and pour it upon 4 parts of our animated $\textcircled{\text{♀}}$ in a digesting globe, Set it in $\textcircled{\text{☼}}$ and digest in a gentle heat, and in time it will dry up and become a red praecipitate.

If you melt this $\textcircled{\text{♁}}$, you have fine $\textcircled{\text{♁}}$ which contains much $\textcircled{\ominus}$.

But this $\textcircled{\text{♁}}$ can be multiplied in quantity with new animated $\textcircled{\text{♀}}$ in Infinitum; and it is also a good Minera Perpetua for Support.

THE LAST PROCESS UPON $\textcircled{\text{♁}}$.

Dissolve a marck of fine $\textcircled{\text{♁}}$ in rectif: $\textcircled{\text{♁}}$. This Solution pour into a quantity of distilled $\textcircled{\text{♁}}$. About 10 or 12 times as much $\textcircled{\text{♁}}$, as you had $\textcircled{\text{♁}}$. Dissolve purified Sea $\textcircled{\ominus}$ in dist:

Rain ∇ , or filtered ∇ , pour of this \ominus Solution into the Solution of \mathcal{D} diluted with ∇ as much as is necessary for precipitating all the \mathcal{D} out of the ∇ , which you will perceive, as soon as your Solution becomes perfectly clear and does not turn milky from dropping in the $\ominus \nabla$.

All the \mathcal{D} falls to the bottom of your bason, like a white most Subtil Substance.

Pour the $\ominus \nabla$ carefully from it, andedulcorate your $\mathcal{D}\Psi$ several times with distilled ∇ , until it has lost all Sharpness, then dry your Ψ , this Sort of $\mathcal{D}\Psi$ is called Luna Cornea .

Now take your dried Luna cornea or $\mathcal{D}\Psi$, which by this Simple process is very much volatilised, and for that reason has been called by Glauber Mercurius Lunae, mix it with great diligence with 3 times as much in weight of purified $\ominus \times$, put the mixture in a coated glass body, cover it with an alembic, and Sublime in a \therefore heat, and part of your \mathcal{D} will ascend with the $\ominus \times$. Repeat this Sublimation, adding a little new $\ominus \times$, until all or most of your \mathcal{D} is Sublimed and has ascended with the $\ominus \times$ above the \odot .

Then take your Sublim: out and dissolve it in our Circulatum or ALCAHEST /: \mathcal{D} and $\ominus \times \text{---}^d$ together: /

Distil it over p^r \mathcal{D} , and the whole will come over like a Liquor.

Distil this Liquor over a baln: vapor: and the Circulatum will come over by it Self, and a thick oily Liquor will remain behind, containing your $\text{---}^d \mathcal{D}$.

This Liquor you must gradually and carefully unite to rectify: S.V., at least 3 parts of S.V. to 1 part of the \mathcal{D} Liquor.

Then Set it in digestion 24 hours, and distil the S. V. from it in Baln: Vap:, which will carry over part of the Corrosive.

Pour fresh S. V. upon it, digest 24 ☿ and distil the S. V. from it in Balneo Vap: as before, and repeat this operation until your ☾ remains behind like a thick oily Liquor perfectly sweet, without the least bitterness or acidity. Great precautions are necessary in the beginning, when you unite the S. V. to the corrosive Liquor, it must be done Slowly and gradually. See the Section of ♀ .

The above thick oily Liquor of ☾ is very ponderous, mercurial and volatil. It is by many called Sulphur Lunae, although improperly, but let it be So, for the Sake of understanding Each other

/:A:/ The Remaining ♁ out of which you have Sublimed your ☾ with ☉✕ , you must place on a broad Test, made of bone ashes, and Set it in a Muffle Surrounded not pre vapour:/ with burning Coals, and calcine it by the flame, gently and regularly during 8 ☽, then take it out, put it in a glass body, pour well rectific: Sharp vinegar upon it and extract all what you can in digesting on a gentle heat, during 3 ☽.

/: This is not an easy piece of Labour:/

Pour your clear Extraction off, dry the remaining Substance, and reverberate or Calcine it as before, in the muffle during 8 ☽, then extract again with fresh dist: ☿ as before. Pour this Extraction to the former. You must continue the Operation in this manner, until there remains nothing but a dead ♁ or ☉ , wherein there is nothing metallic.

This ∇ proceeds from the ∇ and Sea \ominus in the $\ominus \times$.
 /: I think the $\ominus \times$ should first be washed from the remaining
 ∇ /: A: :/ before it is reverberated in the muffle, the
 author seems to have forgotten to mention it, if you do not do
 it, you certainly have it in the Vinegar, wherewith you have
 extracted the fixed \ominus .: /

/: The above Reverberations require an Athanor, and are
 difficult and tedious Operations: /

Put your Solutions all together into a glass body and
 distil the \ddagger ever gently, and there remains a Saline Massa,
 which is improperly called Sal Lunae. It is a part of the
 Subtilised \cup . But let it be called So.

This Saline massa must be purified by Solutions, fil-
 trations and evaporations until the \ominus is clear and white.
 Distilled Rain ∇ is proper to purify this.

COMPOSITION.

Take your purified fixed \ominus as much as there is of it, weigh
 it, let it be perfectly dry, grind it in a glass or porphyry
 mortar with half its weight of our animated ♀ , and put the
 mixture in a digesting globe, place it in a very gentle heat
 and let it stand until it is become a grey powder.

Now divide your dulcified oil of \cup in 3 equal parts;
 Take 1 part and warm it a little, and pour it into the phial
 upon your grey ♀ , digest again and it will coagulate and
 become a ♀ .

Pour the Second part of your Oleum Lunae upon this ☉⁺⁺⁺,
digest again until it is become a ☉⁺⁺⁺.

With the 3rd and last part proceed exactly in the Same
Manner.

Then let it stand a few weeks longer, increasing your
gentle heat gradually, in order to fix your ☉⁺⁺⁺ thoroughly.

If it flows immediately on a red hot Copper plate, with-
out the least Smoke, it is right. If not, it must Stand longer
in the hot ☼. This Rx. transmutes ♀, ♃, ♄ and ♀
into fine ☾.

one part: 50 parts the first time.

MULTIPLICATION.

Prepare Some more Oleum ☾^{ae}, as I have taught in this process,
dissolve your fixed medicine therein, or imbibe your Rx. there-
with, coagulate and fix it; If you repeat this 6 or 7 times or
still oftener, you may multiply this metallic Medicine So highly,
as to tinge Several 1000 parts; because the oftener the Rx. is
dissolved and coagulated and fixed, the more it becomes Subtil,
ingressive and penetrating and So it is with all metallic
Tinctures.

This much of Silver.

AN EXPERIMENT ON ♀.

Calcine ♀ with ♁, until the ♀ is burnt to ashes.

Take 1 part of these ♀ ashes which mix by grinding with
2 parts of white glass ground and Sifted into a Subtil ☉⁺⁺⁺.

Melt this mixture during 3 or 4 hours time in a wind Furnace, then wind the Glass out with a red hot crooked iron poker, which glass will be green, and the remaining ♀ white, like fine ☽ .

If the ♀ is not yet white, you must melt it again with 2 parts of Glass, and continue this Operation until it is white, like ☽ .

This is a genuine white ♀ , which never collects ver de greece nor tarnishes, it stands clear in ∇ like ☽ , but it cannot bear copelling, except it was fixed by the white Tincture into ☽ , or the red Rx. into ⊙ .

For the rest it is as ductile as ☽ , and is a pretty curiosity. /: I have tried it many times, and could never get the ♀ white, although my Glass became opake red the first 3 or 4 meltings, and afterwards most beautifully green, and even transparent, but my ♀ would not loose its Colour, which was that of Geneva ⊙ , or alloyed ⊙ , such as is used for Seals and Trinkets: /















































The author continues and finishes his Book thus:

All genuine and advantageous Labours in Alchymy depend upon purifying, subtilising and exalting the natural powers in Elementated metallic bodies, which I have faithfully communicated in this Treatise. May the Lover of this Divine art use it in Such a manner that God may be praised and thanked and his distressed fellow Christians relieved and assisted!

Amen!

F I N I S

CHARACTERS

	Gold		Spirit
	Silver		Sublimate
	Copper		Praecipitate
	Iron		Acid
	Tin		Vinegar
	Lead	<i>S.V.</i>	Spirit of Wine
	Mercury	<i>S.V.R.</i>	Rectified Spirit of Wine
	Fire		Salt
	Air		Niter
	Water		Sal Ammoniac
	Earth		Retort,
	Arsenic		tubulated
	Orpiment or auripigment		Crucible
	Caput mortuum		Oil
	Alum		Urine
	Vitriol		Sand
	Antimony		Aqua fortis
	Tincture		Aqua Regia
	Sulphur		Pouder
	Regulus		Day & night
<i>S.S.S.</i>	Stratum super Stratum	<i>B.V.</i>	or Baln: Vap. (Vapour Bath)
	Martial Regulus of Antimony		Calx, also quick lime
	Cinabar		Salt of Tartar
	Ounce	<i>āāā</i>	Amalgama
	Drachm		Verdegrees
			Mercury Sublimate
		<i>āā</i>	Equal parts

AUREOLI THEOPHRASTI PARACELSI

"ARIHIDOXORUM SEU DE SECRETIS NATURAE LIBRI DECEM."

Am Manualia duo & etc.

Basileae M. D. LXXXII

A wonderfully Scarce book Said to contain Several Genuine particular Labours and Tinctures for Metals. My Copy wants above 50 pages and is extremely defect.

A Short process in German Verse, written by Paracelsus in his own uncouth Swiss Language page 236 in my Book. P. says he has done this many times. I do not fully comprehend it, yet it proceeds on a true foundation. I'll give you a literal translation of it.

A Tincture you shall made as one makes oil of Vitriol, by means of a gentle heat. /:he means during the digestion:/

Take of this hang'd Thief /:Mercury:/ one part. Prepare him over a gentle Δ , until he becomes Snow-white.

/:he means that you Shall Sublime your ♀ , which appears from the Expression of the hang'd Thief /: ♀ :/ therefore you are to take of a good Snow-white ♀ 1 part. :/

The ☾ in subtle filings also 1 part. and 2 parts of the high flying Eagle /:Sal ammoniac purified from Its black ▽ , by Sublimation:/

/:note here that in Paracelsus his Time the ⊖ was imported into Germany by the Hollanders from Armenia and Arabia, and was very black and impure, so that They were obliged to purify their

crude ☉✱, by Subliming it from Sea ☉ ; such a purified ☉✱ was still common, although pure ☉✱, therefore we must not take our sublimed or volatil: ☉✱ in the room of the common, as the common is meant here and no other.

Mix these ingred: /:viz: ☿ 1 part, filed fine ☽ 1 part and clean common ☉✱ 2 parts:/Put it into a ▽, lute a Cover on it, and when set it in a wind-furnace, cover it with Coals, and Let it melt well, follow my advise, says P. then pour it out and let it cool in the heated Cone; when it is cold, beat it to powder; Squeeze the powder through a Strong Cloth, and look for the living Thief/:the revived ☿ :/ and take care of him.

What remains in the Cloth, Copel by or with Lead, to recover Some of your ☽ .

COMPOSITION.

Now take 1 part of the Thief's ▽, and 1 part of the Thief, which you squeezed through the cloth, (:and which is an animated Lunar ☿ :) put these 2 āā into a digesting glass, which shut close, and place the glass on a gentle heat, and it will be dissolved into a ▽ . If you perceive this you are right.

Continue your gentle digestion, the Glass Kept closely shut, until the ▽ is dried up into a white powder or Calx like fine ☽ .

MULTIPLICATION.

Dissolve this in the cold /: placing the opened glass in cold
▽ ; or open it and let it dissolve by attracting the humidity
of the △ , so that it becomes ▽ again; but do not take the
○⁺⁺⁺ out of the glass; I know P. means this, from other processes: /

Coagulate this again by gentle heat, the glass shut again;
and repeat this Operations at least 3 times, until it flows
without fuming; and you will have a powder /: a Rx. :/ believe
me, which transmutes rogues and pious into fine ☾ , and it
does it in large quantity. /:the pious are the Mercurial
Metals, such as ♀ , ♃ , ♄ , the rogues are the refracting
metals, who have but a little ♀ , such as ♀ and ♂ :/
The Thiefs ▽ is the Solvent upon the running animated Lunar
♀ ; he certainly means a ♀ ial ▽ , but what Sort of one
I cannot tell, But: ♂ is also a ♀ ial ▽ or Soph: ♀
Simplex, so is the White Oil of Justanus and the Red Oil much
more, as a double animated Sophic ♀ ex ♂ .

I give you this to show you how easily a Tincture may be
made with the right principle and right Solvents!

If we could find out this Thief's ▽ , this process should
be one of my first works; he says in another place, that it is
done in 6 weeks time and in no trouble.

Consult R. Boyle in his Corpuscular philosophy where he
speaks of ☾ cornea and ♃ ; an Exper^t he once made. :/

Whosoever possesses the knowledge to tinge the Sophic
♀ with ☉ or ☾ will obtain the great Arcanum!

Finis.

