

How to Learn Astrology: Part II

# **How To Use Astrology**

## **Advanced Part II**

**By  
Michael Erlewine**

## How to Learn Astrology: Part II

An ebook from  
Startypes.com  
315 Marion Avenue  
Big Rapids, Michigan 49307  
First published 2006  
©2006 Michael Erlewine

ISBN 978-0-9794970-2-5

All rights reserved. No part of the publication may be reproduced, stored in a retrieval system, or transmitted, in any form or by any means, electronic, mechanical, photocopying, recording, or otherwise, without the prior permission of the publisher.

Some images © 2007 JupiterImages Corporation

Cover photo by Margaret Erlewine.

Photos mostly by Margaret Erlewine. Some by Michael Erlewine or Kate White.

## How to Learn Astrology: Part II

**This book is dedicated to  
Margaret Erlewine**

[Table of Contents](#)

<b>Table of Contents .....</b>	<b>523</b>
<b>Cycle Phases .....</b>	<b>536</b>
Phases Keywords.....	536
Phase 1 90 Waxing .....	537
Phase 2 120 Waxing .....	538
Phase 3 135 Waxing .....	539
Phase 4 Opposition .....	540
Phase 5 135 Waning .....	541
Phase 6 120 Waning .....	542
Phase 7 90 Waning .....	543
Phase 8 60 Waning .....	544
Phase 9 45 Waning .....	545
Phase 10 Conjunction .....	546
Phase 11 45 Waxing .....	547
Phase 12 60 Waxing .....	548
<b>Cycles Continued .....</b>	<b>549</b>
Cycle Phases .....	550
Cycle of the Breath.....	551
Inward and Outward Points of a Cycle .....	553
Cycles: Four Main Phases .....	555
Cycles Are Organic .....	556
<b>Cycle Phases .....</b>	<b>558</b>
Conjunction - New Idea .....	562
Semisextile (Waxing) - Making Plans .....	563
Semisquare (waxing) - Overcome Resistance .....	564
Sextile (waxing) - Paying the Dues.....	565
Square (waxing) - Positive Start.....	566
Trine (waxing) - Building.....	567
Sequiquadrate (waxing) - Push On .....	568
Inconjunct (waxing) - Connect Up .....	569
Opposition - Result or Experience.....	570
Inconjunct (waning) - Dawning .....	571
Sequiquadrate (waning) - Gather Things 1 ...	572

## How to Learn Astrology: Part II

Trine (waning) - Conservation .....	573
Square (waning) - Responsibility.....	574
Sextile (waning) - Analysis .....	575
Semisquare (waning) - Packing It In.....	576
SemiSextile (waning) - Encapsulation .....	577
<b>The Study of Cycles .....</b>	<b>578</b>
Life As Cycles .....	580
A Tangle of Cycles .....	582
Investment and Returns .....	583
Making Bodies.....	585
As Below, So Above.....	587
Who Is The Spaceman?.....	588
<b>The Twelve Phases .....</b>	<b>591</b>
Phase 10: Capricorn Phase .....	593
Phase 11: Aquarius Phase 6.....	594
Phase 12: Pisces Phase .....	595
Phase 01: Aries Phase.....	596
Phase 02: Taurus Phase.....	597
Phase 03: Gemini Phase.....	598
Phase 04: Cancer Phase .....	599
Phase 05: Leo Phase .....	600
Phase 06: Virgo Phase.....	601
Phase 07: Libra Phase .....	602
Phase 08: Scorpio Phase.....	603
Phase 09: Sagittarius Phase .....	604
<b>Phase Details.....</b>	<b>605</b>
Phase 10 .....	606
Phase 11 .....	607
Phase 12 .....	608
Phase 01 .....	609
Phase 02 .....	610
Phase 03 .....	611
Phase 04 .....	612
Phase 05 .....	613
Phase 06 .....	614
Phase 07 .....	615

## How to Learn Astrology: Part II

Phase 08 .....	616
Phase 09 .....	617
<b>Transits .....</b>	<b>618</b>
Snapshot .....	618
Charting It.....	619
The Bi-Wheel .....	620
Transits on the Wheel .....	621
The Wheel of Houses.....	622
Interpreting Transits .....	623
Transits to the Natal Chart .....	624
The Quadrants or Sectors .....	626
<b>The Saturn Cycle.....</b>	<b>627</b>
Saturn in Your Chart.....	628
Transits on the House Wheel 4 .....	629
Interpreting Transits .....	631
Transits to the Natal Chart .....	632
The Quadrants or Sectors .....	633
Saturn Transits.....	635
Saturn in Your Chart.....	636
The 2nd Sector: New Beginning.....	637
The 3rd Sector: Rising.....	639
The 4th Sector: Consolidation .....	640
The 1st Sector: The Obscure Sector 8 .....	642
<b>Saturn Cycle Summary .....</b>	<b>644</b>
Your Natal Saturn.....	646
Saturn on the First House Cusp 5 .....	647
The Early Riser .....	648
Saturn on the Fourth House Cusp.....	650
Teen Prominence.....	651
Saturn on the Descendant 7.....	652
The Late Bloomer.....	653
<b>Saturn on the Angles .....</b>	<b>655</b>
Saturn on the Tenth House Cusp.....	655
Saturn 10th House .....	656
More Thoughts .....	657

## How to Learn Astrology: Part II

Saturn Sectors .....	658
The 2nd Sector: New Beginning.....	659
The 3rd Sector: Rising.....	661
The 4th Sector: Consolidation .....	662
The 1st Sector: The Obscure Sector 8 .....	664
Saturn Cycle Summary .....	666
<b>Saturn in the Natal Chart .....</b>	<b>668</b>
Saturn on the First House Cusp .....	669
Saturn on the Fourth House Cusp.....	671
Saturn on the Descendant.....	673
Saturn on the Tenth House Cusp .....	675
Closing Thoughts .....	676
<b>Your Saturn Transits.....</b>	<b>677</b>
Tenth House Saturn Transit .....	678
Eleventh House Saturn Transit .....	681
Eleventh House (Tomb-Sign) .....	683
Twelfth House Saturn Transit.....	684
First House Saturn Transit .....	686
Second House Saturn Transit .....	688
Second House (Tomb-Sign).....	689
Third House Saturn Transit .....	690
Fourth House Saturn Transit .....	692
Fifth House Saturn Transit .....	694
Fifth House (Tomb Sign) .....	696
Sixth House Saturn Transit .....	697
Seventh House Saturn Transit .....	699
Eighth House Saturn Transit .....	701
Eighth House (Tomb Sign) .....	702
Ninth House Saturn Transit .....	703
<b>The Saturn Passage .....</b>	<b>704</b>
The Slow Curve.....	705
The Closed Circle.....	706
Awareness of the Saturn Return .....	707
Forever Young .....	709
The Turning Point.....	710



<b>Basic Chart Factors .....</b>	<b>712</b>
The Four Elements.....	712
Luck Element 7 .....	714
Cautionary Element.....	715
List of Signs and Elements .....	716
The Fire Element.....	717
Want Fire - Your Luck Element .....	718
Have Fire - Your Cautionary Element.....	719
The Water Element .....	720
Want Water - Your Luck Element.....	721
Have Water - Your Cautionary Element .....	722
The Air Element .....	723
Want Air - Your Luck Element .....	724
Have Air - Your Cautionary Element .....	725
The Earth Element .....	726
Want Earth - Your Luck Element.....	727
<b>The Qudruplicities .....</b>	<b>728</b>
Cardinal Signs.....	730
Want Cardinal Signs.....	731
Above Average Cardinal Signs .....	732
Fixed Signs .....	733
Want Fixed Signs .....	734
Above Average Fixed Signs .....	735
Mutable Signs .....	736
Want Mutable Signs .....	737
Above Average Mutable Signs .....	738
<b>Hemisphere Balance .....</b>	<b>739</b>
East Hemisphere.....	740
Wants East Hemisphere.....	741
West Hemisphere.....	742
Wants West Hemisphere.....	743
North Hemisphere .....	744
Wants North Hemisphere .....	745
South Hemisphere.....	746
Wants South Hemisphere .....	747

<b>Dignities</b> .....	<b>748</b>
Rulership .....	749
The Ancient Rulership .....	750
The Modern Rulership.....	751
Exaltation .....	752
Planets in Detriment 2 .....	753
Planets in Fall.....	754
The Ancient Rulership .....	756
The Modern Rulership.....	757
Exaltation .....	758
Planets in Detriment .....	759
Planets in Fall.....	760
<b>Major Chart Patterns</b> .....	<b>761</b>
StarType Patterns .....	761
How StarTypes Came To Be.....	763
Sun-Centered Astrology .....	764
Two Indispensable Charts.....	766
Startypes Examines The Large-Scale Planetary Patterns.....	767
Green Lines and Red Lines.....	769
Major Patterns .....	770
Sun Cross .....	772
The Receivers .....	773
Major Chart Types.....	774
Relationship Types.....	775
The Four Main Relationship Types.....	776
Chart Types.....	778
The Two Views.....	779
The First Step.....	780
<b>Determining Your Chart Type</b> .....	<b>781</b>
The Lover Chart Type .....	783
The Independent or Blue-Line Chart Types ...	784
The Loved One Chart Type.....	785
The Four Chart Types .....	786
The Lover .....	788
In Service .....	789

## How to Learn Astrology: Part II

Green-Bordered Types.....	790
Compassion .....	791
The Loved One: Red Lines .....	792
The Other Side .....	793
The Independent (blue-borders).....	794
Self-Sufficient .....	796
An Island to Themselves .....	796
Multi-Relational Chart Type (maroon) .....	798
<b>Different Views of You .....</b>	<b>800</b>
Inner and Outer .....	800
Geocentric or Heliocentric? .....	801
The Geocentric Natal Chart (Outer Chart).....	802
The Heliocentric Chart (Inner Chart) .....	803
Two Views .....	804
The Perspective .....	805
The Geocentric Chart (Outer Chart) .....	806
The Heliocentric Chart (Inner Chart) .....	807
The Comparison.....	808
The Heliocentric Chart.....	809
Differences in Chart Patterns .....	810
Inner and Outer Comparison.....	812
Difference in Positions.....	813
The Other Shoe.....	815
Astronomers and Astrologers .....	816
<b>Your Astrological Toolbox.....</b>	<b>818</b>
The Toolbox .....	818
The Lights, Planets, and Angles.....	819
The Signs of the Zodiac .....	820
The South.....	821
The North .....	822
The East.....	823
The West.....	824
The Twelve Houses.....	825
House Cusps.....	826
The Twelve House Cusps .....	827
Putting in the Planets .....	828

## How to Learn Astrology: Part II

Astrology Chart Forms .....	829
The Standard Wheel of Twelve Houses .....	830
Unequal Wheel of Houses.....	831
The Euro Wheel .....	832
The 360-Degree Open Wheel .....	833
My Favorite Style Open Wheel.....	835
<b>Astrological Symbols.....</b>	<b>837</b>
The Planets .....	837
The Sun Symbol.....	838
The Moon Symbol .....	839
Mercury Symbol .....	840
Venus Symbol .....	841
Mars Symbol .....	842
Jupiter Symbol .....	843
Saturn Symbol.....	844
Uranus Symbol.....	845
Neptune Symbol.....	846
Pluto Symbol .....	847
Earth Symbol.....	848
The Signs .....	849
Aries Symbol .....	850
Taurus Symbol .....	851
Gemini Symbol.....	852
Cancer Symbol.....	853
Leo Symbol .....	854
Virgo Symbol.....	855
Libra Symbol .....	856
Scorpio Symbol .....	857
Sagittarius Symbol .....	858
Capricorn Symbol.....	859
Pisces Symbol.....	861
<b>Astronomy for Astrologers.....</b>	<b>862</b>
The Solar System.....	862
The Natal Chart.....	863
Natal and Transit.....	864
The Bi-Wheel .....	865

## How to Learn Astrology: Part II

The Obliquity of the Ecliptic.....	866
The Band of the Zodiac.....	868
Ecliptic Coordinate System .....	869
Equatorial Coordinates.....	872
Horizon Coordinate System .....	875
Astronomy of Astrology: The Earth's Tilt .....	877
The Earth's Tilt .....	878
The Tropics of Cancer and Capricorn .....	879
The Earth's Tilt .....	880
The Earth's Tilt .....	881
Planet Longitude and Latitude.....	883
From the Sky to the Chart Form: Part 2 .....	885
From the Sky to the Chart Form: Part 3 .....	886
Snapshots of Earth at a Birth .....	887
The View at Birth.....	888
The Ecliptic Sphere .....	889
The Celestial/Equatorial Sphere.....	890
The Horizon Sphere .....	892
The Tropical Zodiac or Ecliptic .....	893
Tropical Zodiac.....	894
The Ecliptic Plane.....	895
The Ecliptic Sphere .....	897
Geographic and Celestial Latitude .....	898
Latitude .....	899
The Pole Star (North Star).....	900
Circles of Latitude.....	901
North and South Circles .....	902
Cities on the Same Meridian .....	903
Longitude and Latitude.....	904
Longitude Meridian.....	905
Meridian Alignment.....	906
The Horizon.....	908
The Horizon System.....	910
The Straighter The Line, The Finer The Curve.....	912
Time Spiral .....	913
<b>Astrology as a Business.....</b>	<b>915</b>

## How to Learn Astrology: Part II

Setting Up an Astrological Practice .....	915
Signs of Success.....	915
Rites of Passage .....	916
You Know You're an Astrologer When .....	918
Amateur or Professional? .....	919
Clients Must Request .....	921
The Home Office .....	923
The Downtown Office .....	924
Most Important Tool .....	925
Other Tools You Need.....	927
Techniques.....	928
Popular Techniques .....	930
Birth Charts .....	930
Transits, Directions, and Progressions.....	931
Client Confidentiality.....	932
How Long a Session? .....	934
Documenting the Reading.....	936
Tell It Like It Is .....	937
Techniques as Experience .....	939
Read from the Client or the Chart? .....	941
Other Persons Present.....	942
Death and Medicine .....	943
Astrological Jargon.....	944
Friendship with Clients .....	946
Astrological Therapy.....	947
Setting up A Business .....	949
Word of Mouth.....	951
Business Cards .....	952
Your Web Page .....	953
Other Advertising .....	954
Paid Advertising .....	955
Astrology Classes.....	956
Lectures .....	957
Newspaper and Radio Astrology .....	958
Fellow Astrologers.....	960
You the Author .....	961

## How to Learn Astrology: Part II

Your Computer Printout.....	962
Summary.....	962
<b>Birth Data.....</b>	<b>964</b>
The Birth Time.....	965
Time Changes.....	966
Daylight Savings Time (DST).....	967
The Birth Place.....	968
World Time Zones.....	969
<b>The Astrology Reading.....</b>	<b>971</b>
Midwife of the Psyche.....	973
Locked In.....	974
Venting.....	976
Blowing Off Steam.....	978
Getting It All Out.....	980
Coming Down: Re-Entry.....	982
Getting A Grip.....	984
The Counselor's Role.....	986
After the Release.....	988
Accepting What Is.....	990
The Turning Point.....	992
Pressures of Counseling.....	994
The Rites of Passage.....	996
<b>The Moon.....</b>	<b>997</b>
Eastern Astrology: Lunation Cycle.....	997
The Lunar Birthday.....	998
The Cycle of the Sun and Moon.....	999
Lunar Gaps.....	1001
Thirty Lunar Days.....	1003
Moments of Clarity.....	1004
Summary: Lunar Gaps.....	1006
Observation Times.....	1007
Lunar Opportunities.....	1008
Taking Advantage of the Lunar Cycle.....	1010
Lunation Cycle in Western Astrology.....	1010
The Phases of the Moon.....	1012
Phase Cycles.....	1013

## How to Learn Astrology: Part II

New Moon .....	1014
Second Quarter .....	1015
Full Moon .....	1016
Fourth Quarter.....	1017
Seed Impulse: Themes .....	1019
Eclipses.....	1020
The Vision of the Eclipse.....	1021
The Lunation Cycle: East and West .....	1023
East and West.....	1024
Gaps in the Clouds.....	1025
The Thirty Lunar Days.....	1026
The Four Quarters.....	1028
Protector Days .....	1029
Days of Observation.....	1031
Health and Healing.....	1032
Purification Days .....	1033
Insight Moments.....	1034
Open Channels .....	1036
East and West.....	1037
Summary.....	1039
<b>The Lunation Cycle .....</b>	<b>1040</b>
Earth's Aura.....	1041
Auroras.....	1043
Rainfall .....	1044
Thunderstorms and Cosmic Radiation .....	1045
The Moon and Geomagnetic Activity.....	1046
Polar Cap Absorption (PCA) .....	1048
Solar Sectors.....	1049
Solar Flares.....	1052
Summary.....	1053
Exoteric References .....	1054
Mind Practice .....	1057
Mind Practice .....	1058
Sitting and Looking.....	1059
The Techniques .....	1060
<b>The Retrograde Phenomenon .....</b>	<b>1063</b>

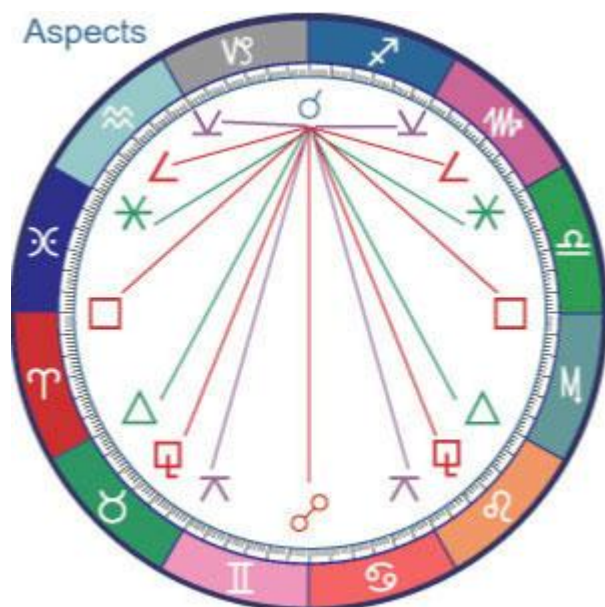


## How to Learn Astrology: Part II

Burn Rate .....	1063
Psychometrists .....	1065
Outer Planets Retrograde .....	1066
Inner Planets Retrograde .....	1068
Background .....	1070
Geocentric and Heliocentric: Interface .....	1071
Before and Behind.....	1073
The Burn Rate .....	1075
The Past, Present, and Future .....	1077
Retrograde and Direct.....	1078
Inner and Outer .....	1080
The Retrograde Loop: Conjunct .....	1081
Sun Conjunct Planet.....	1082
Planet Retrogrades .....	1083
Planet Retrograde Interpretation .....	1084
Sun Opposition Planet.....	1085
Sun Opposition Planet Interpretation.....	1086
Planet Goes Direct in Motion.....	1087
Planet Direct Interpretation.....	1088
Sun Conjunct Planet (again.....	1089
Sun Conjunct Planet Interpretation .....	1090
Summary .....	1092
Astrologer Michael Erlewine .....	1093
<b>Michael Erlewine .....</b>	<b>1095</b>
A Brief Bio of Michael Erlewine .....	1095
Example Astro*Image Card.....	1097
Personal Astrology Readings .....	1098
The Heart Center House .....	1098
Heart Center Library.....	1099
The All-Music Guide / All-Movie Guide.....	1100
Heart Center Meditation Room.....	1102
Heart Center Symbol.....	1103
Music Career .....	1104
<b>Email: .....</b>	<b>1107</b>

## How to Learn Astrology: Part II

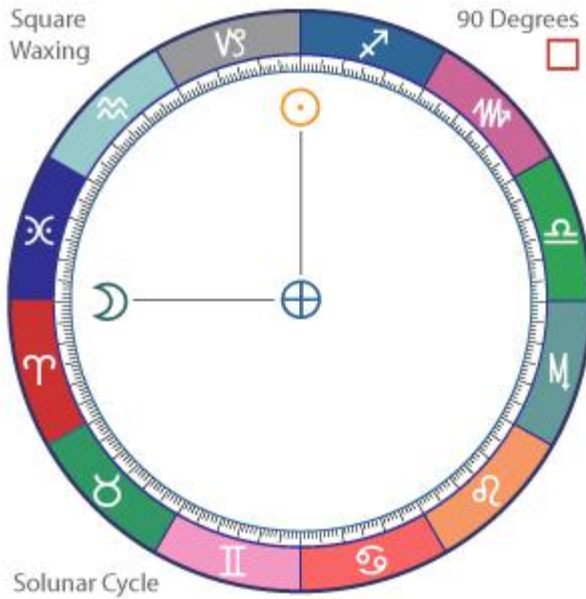
### Cycle Phases



### Phases Keywords

Cycles can be (and are) broken down into smaller parts called phases. It does not matter whether we are looking at the phases of the Moon, the zodiac cycle, the astrological houses, or the aspect cycle between any two planets or bodies. The phases for any cycle are all the same, and a number of introductory lessons on cycles can be found elsewhere. What we have here are a series of keywords and phrases relating to some of the major cycle phases. Here twelve are detailed.

## How to Learn Astrology: Part II



### Phase 1 90 Waxing

090 Square Waxing

Turning Point

Transition

Theoretical to Practical

Signs of Progress

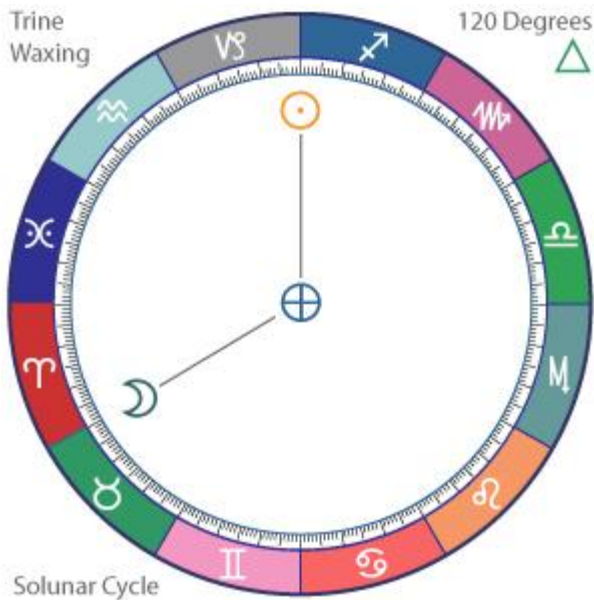
Make Statement

Do Something

Beyond Planning Stage

Concrete Step

## How to Learn Astrology: Part II



### **Phase 2 120 Waxing**

120 Trine Waxing

Taking Control

Practical Grasp

Directing Flow

Fruitful Energy

Controlled Progress

Forward Momentum

Solid Effort

Embodiment

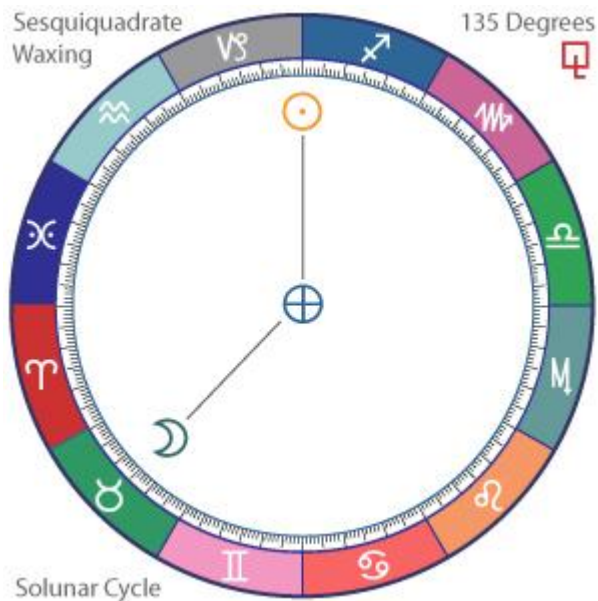
Something Real

Building Infrastructure

Results Visible

## How to Learn Astrology: Part II

### Drive Forward



### Phase 3 135 Waxing

135 SSQ Waxing

Overcome Resistance

Seize Control

Drive Forward

Don't Take No

Completion

Finish Up

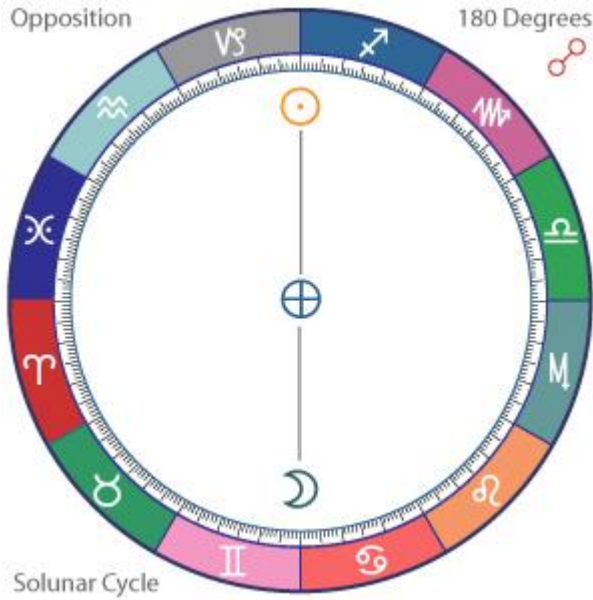
Attend to Details

Make Connections

Dot the "I"s

Don't Expand

## How to Learn Astrology: Part II



### **Phase 4 Opposition**

180 Opposition

Stop Driving Forward

Don't Push

Experience It

Fulfillment

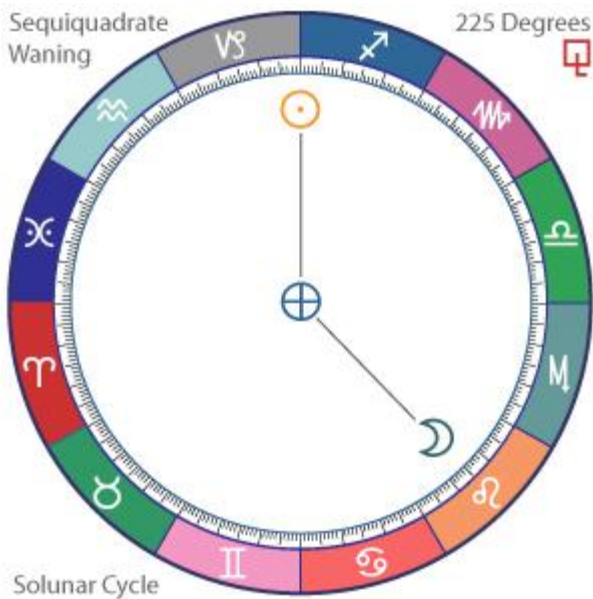
Let Go

Manifestation

Completed

Materialization

## How to Learn Astrology: Part II



### **Phase 5 135 Waning**

135 SSQ Waning

Awareness

Dawning

Getting A Handle

Explain to Others

Growing Confidence

Pride

Don't Push

Relax

Enjoy

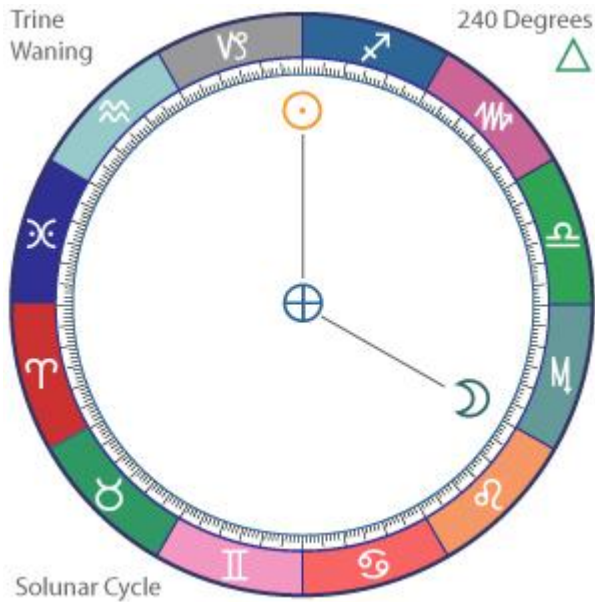
Deal With

Work with Obstacles

## How to Learn Astrology: Part II

Aikido Style

Passive Handling



### **Phase 6 120 Waning**

120 Trine Waning

Working Energy

Energy to Handle Things

But Work From Outside In

Don't Expand

Conservation

Dwindling Resources

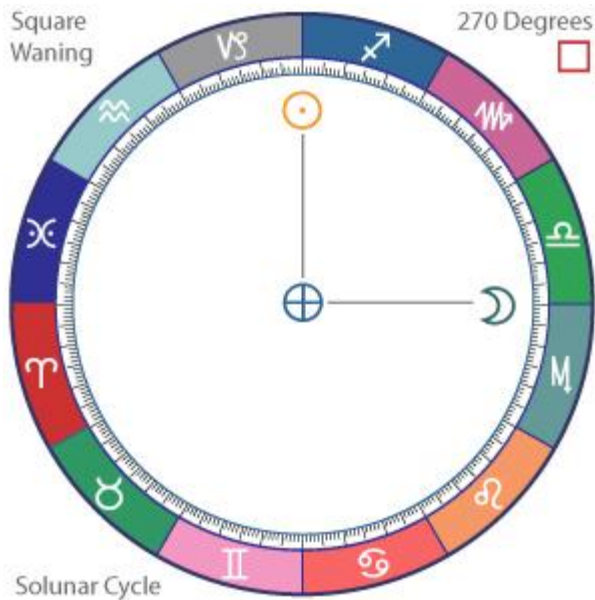
Cap the Wells

Conserve Energy

Understanding Grows



## How to Learn Astrology: Part II



### **Phase 7 90 Waning**

090 Square Waning

Turning Point

From Outside, In

Subjective to Objective

Personal to Impartial

Growing Up

Objectivity

Responsible

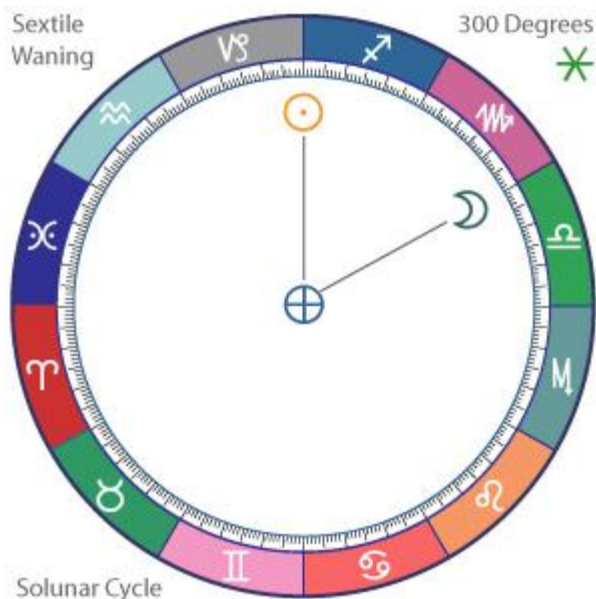
Reflecting

Managing

Public

Personal to Public

## How to Learn Astrology: Part II



### **Phase 8 60 Waning**

060 Sextile Waning

Critical

Can See Problems

Analysis

Energy Surge

Energy to Act

Working-With Energy

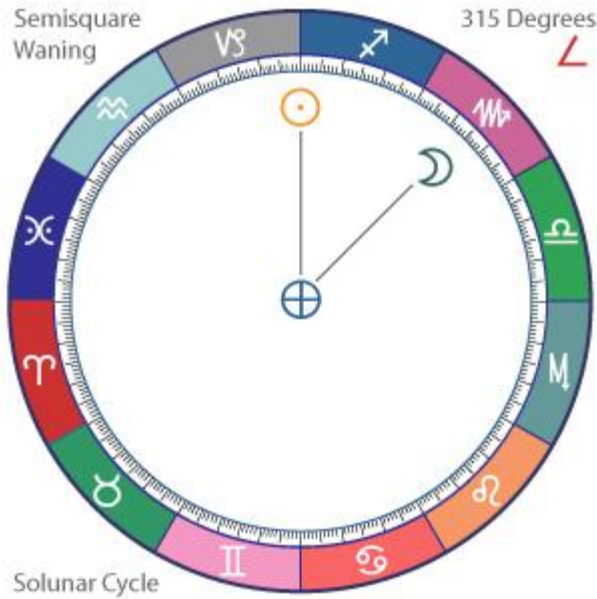
Remove Excess

Pruning

Purge

Cut Back

## How to Learn Astrology: Part II



### **Phase 9 45 Waning**

045 Semi-Square waning

Encapsulate

Seed Time

Essence

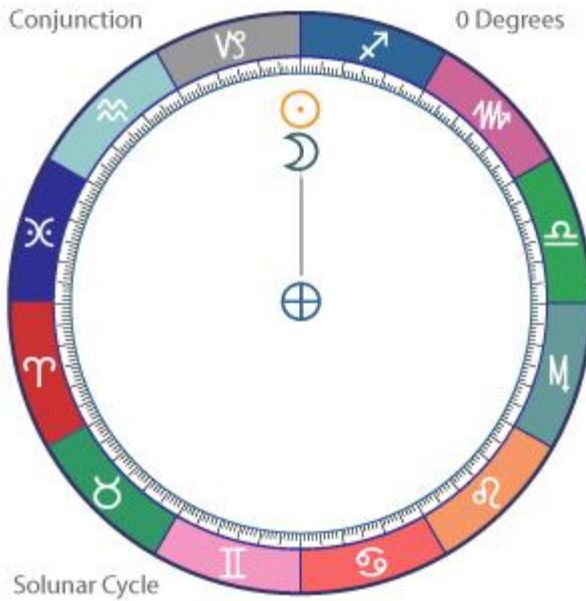
Bare Bones

Endurance

Long Lasting

Kernel of Truth

## How to Learn Astrology: Part II



### **Phase 10 Conjunction**

Conjunction

A Vision

New Ideas

Clarity

Clear Seeing

Big Picture

New Beginning

Fresh Start

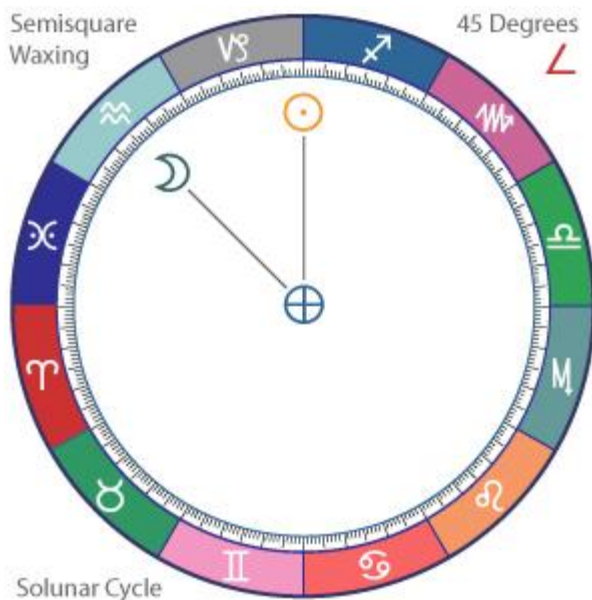
Seed Impulse

Tone

Single Purpose

Conjunction

## How to Learn Astrology: Part II



### **Phase 11 45 Waxing**

045 Semisquare

Planning

Community Vision

Co-Working

Blueprints

Future Goals

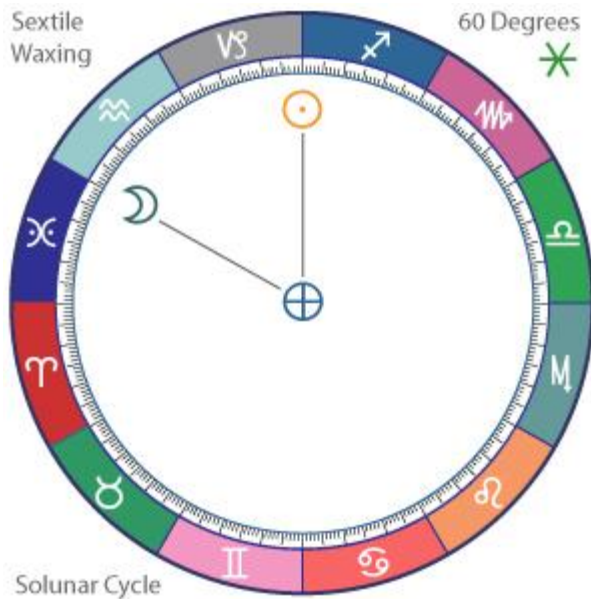
Overcome Obstacles

Strive

Push Forward

Deal With Habits

## How to Learn Astrology: Part II



### **Phase 12 60 Waxing**

060 Sextile Waxing

Working Energy

Constructive

Forward Momentum

Implementing Plans

Obstacles

Accept Limitations

Patience

Sacrifice

Put Up With

## How to Learn Astrology: Part II



### Cycles Continued

The signs of the zodiac follow each other, endlessly, in a circle or cycle. The earth makes one complete circle (completes one cycle) in the course of a year. Taurus follows Aries, Gemini follows Taurus, and so on. In any cycle, there is no particular point that is the beginning or the end. You can start at any point and continue on around. All cycles do, however, have phases, and we can start at any phase and follow it through the round of changes.

It is customary to measure the cycle from the beginning of Aries, but many cultures consider the summer and winter solstices as more important, and start from there. Philosophically, any point or degree of the circle is a potential starting point. It is not of crucial importance which point is used.

## How to Learn Astrology: Part II

What is important to keep in mind is the particular phase of the cycle that each point or section of the zodiac represents, so we need to discuss this.

One fact that really makes this learning curve easier is that all cycles have the same phase structure - all of them. That goes for the cycle of the breath, the heartbeat, the lunar phases, the seasons of the year, and on and on. Once you understand something about cycle phases, you will automatically know a lot about all cycles. That means not only the cycle of the zodiac cycles, but also the twelve houses, the cycle of the phases of the Moon, and all planetary aspect cycles. One size fits all.



### Cycle Phases

Any cycle can be divided into as many phases as you find helpful. For example, the cycle of the Moon's phases is typically divided into four main phases (New



## How to Learn Astrology: Part II

Moon, 1st Quarter, Full Moon, and 4th Quarter), but some astrologers use eight phases, and Asian astrologers divide the lunar cycle into 30 distinct phases. It all depends on your use. And of course, some astrologers interpret all 360 degrees of the zodiac, each with a different meaning, so it is possible to divide any cycle into as many phases as makes sense, as you find useful. But let's start with a very simple cycle, like the breath.

### Four Cycle Phases

1. Exhaled    2. Inhaling    3. Inhaled    4. Exhaling    1. Exhaled



### Symbol of the Sun

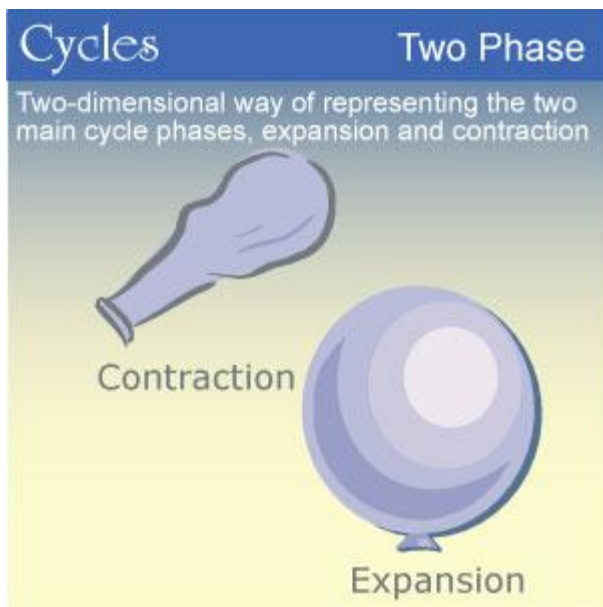
### Cycle of the Breath

The cycle of the breath is a cycle we carry around with us, so it is easy for anyone to check it out. Although we could take any part of the cycle to examine, it is usual to start with two distinct phases, that of being fully inhaled and that of being fully exhaled. The fully exhaled phase is analogous to the zodiac sign Capricorn or the New Moon phase or the Midheaven (10th house). The fully inhaled phase (holding the breath) is analogous to the

## How to Learn Astrology: Part II

zodiac sign Cancer, the Full Moon phase, and the I.C. (4th house). The breath is all breathed in (inhaled and expanded) or the breath is all breathed out (exhaled and depleted).

If we want to analyze the cycle of the breath using four phases, instead of two, then we add a phase for the process of inhaling (the air coming in) and a phase for the process of exhaling (the air going out). So the four phases being considered right now are: exhaled, inhaling, inhaled, and exhaling, at the four corners of a square, as far as position. We could easily turn this into an eightfold phase analysis by adding four more phases at the 45-degree points, and this is frequently done, in particular with the lunar cycle. And each of these phases has a meaning, something to tell us. Let's go over a simple cycle.



### **Inward and Outward Points of a Cycle**

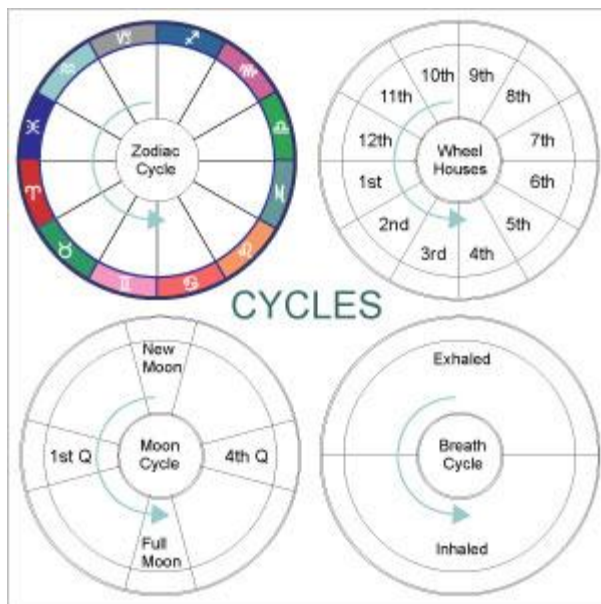
The point of greatest inwardness, inside-ness, or whatever we could agree to call it, marks the beginning of the cycle (our choice here), the point where everything is withdrawn to its very smallest point. This is often called the "seed" or kernel, as it represents, like the acorn to the oak tree, the point from which everything to come later stems from. It is the seed.

As mentioned, with the cycle of the breath or the heartbeat, this is the point of complete exhalation or when the heart is closed. With the zodiac signs in the northern hemisphere, it is the sign Capricorn and the dead of Winter, when everything is inside and still. Astrologers agree that this is the seed point or seed essence, sometimes called the solar tone or start. Everything expands from this point outward. It is our most inward or seed point.

## How to Learn Astrology: Part II

On the other extreme, the point of greatest outwardness or expansion represents the most physical or outer form that this cycle will bring. If we are talking about the cycle of the breath, then it is when we have filled our lungs with air, and are fully expanded. If it is the cycle of the lunar phases we are looking at, then it is the Full Moon, and so forth. With the zodiac signs, it is the summer sign Cancer, when at least in the Northern hemisphere everything is in bloom and full. If we are looking at the cycle of aspect phases between two planets, then it is the opposition, when the two planets are fully extended and on opposite sides from one another. Whatever the cycle, small or large, the expanded phase is as outward and external as it gets for this round. It cannot get more expanded, and it is only downhill from a physical standpoint from this point forward.

## How to Learn Astrology: Part II



### Cycles: Four Main Phases

Let's take a quick look at two other phase points we might add, the phase of going outward (waxing) and the phase of going inward (waning). Using the zodiac cycle then, the sign Aries becomes the strongest point of going outward and, as we know, Aries has always been the sign of action, assertion, making a statement, and so on. On the other hand, Libra, the strongest point of going inward, has always been associated with leaving the personal, going social, and finding a partner, someone other than your self.

Perhaps you can see already how even a little knowledge of cycle phases makes it easier to understand the zodiac signs. With just a little familiarity and practice, you will soon be able not only to understand why certain signs have certain attributes, but able to generate keywords and concepts yourself for them. This is why I mentioned that it is much easier to

## How to Learn Astrology: Part II

learn a little about cycles than to spend years memorizing what each sign means and still not know why this is so.

Let's recap a bit. What we have learned so far is that many of the major astrological factors are cycles (cyclical), that is: they either repeat themselves endlessly, like the year cycle of the zodiac or the phases of the Moon or they complete a 360-degree cycle of phases, such as the aspect phase points created by any two planets, similar to the lunar cycle, the cycle of the Sun and the Moon aspects.



### **Cycles Are Organic**

Let's stop being analytical for a moment. Cycles are organic, like the heart beating or the lungs breathing, in and out, open and close. The earth orbiting the sun, and the moon orbiting the earth are also organic. We are studying these cycles and trying to understand how they work, and phase analysis is a tool to help our

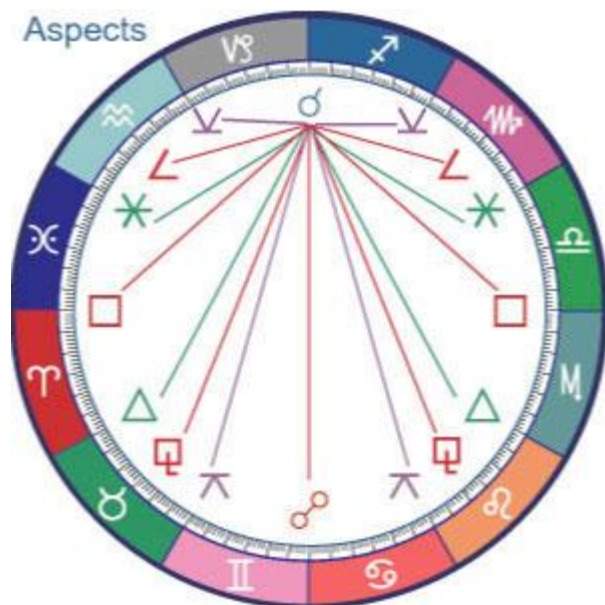
## How to Learn Astrology: Part II

understanding. Astrology is analytical. These organic cycles don't actually pause or stop at the various phase points we are studying, except perhaps at the top and bottom of the cycle, the expanded point and the contracted point, which are actually some kind of event. All points in between are just a smooth movement, expanding or contracting, moving, and so forth.

On the other hand, our analysis and the phases we have pointed out are not just theoretical or made up. Electrical engineers have definitely isolated the four 45-degree points as critical points in electrical cycles. The two 90-degree or square points are also considered major points, and so on, through as many phases as we find useful.

The fact that so many astrological factors are cycles makes learning astrology much easier than it otherwise might be. If we learn a little about how cycles work, and what their phases represent, we can then understand any astrological cycle, including: the signs of the zodiac, the twelve houses, the lunar cycle, and any two-planet aspect cycle. These alone make up the main astrological factors used by astrology.

## How to Learn Astrology: Part II



### Cycle Phases

Let's go through a cycle phase by phase, which is a good way to understand and see how the whole cycle works, as well as to learn about each phase. Since all cycles are roughly the same, it does not matter what cycle we look at, but since most of us are used to the yearly cycle of the sun signs, we can start there. As for phases, why not just use the standard set of aspects that most astrologers use, being careful to distinguish between waxing and waning aspects. In other words: full-phase aspects.

The diagram shows the familiar zodiac wheel, complete with the major aspect phases we are going to take a look at. Our starting point will be zero degrees of Capricorn, the winter solstice, and the most indrawn or seed-essence point.

The flow of the phases is in a counter-clockwise direction, moving from Capricorn to Aquarius to Pisces,

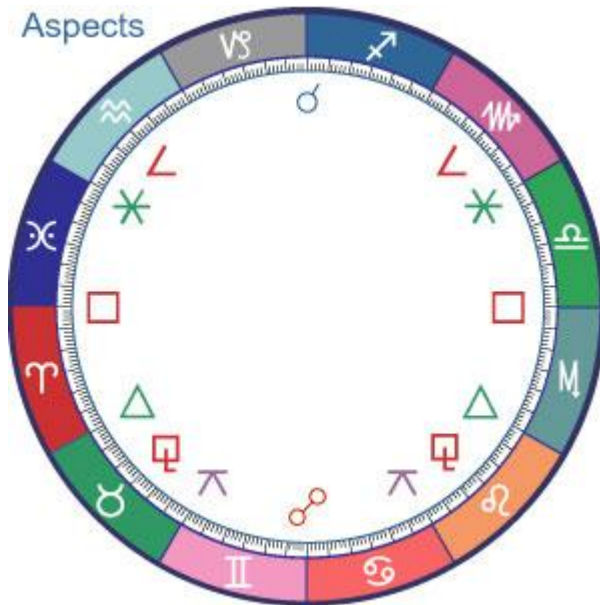


## How to Learn Astrology: Part II

and on around. As you can see, aside from the conjunction and opposition aspects (top and bottom center), there are two of each aspect, one set on the left or waxing side of the chart and one set on the right or waning side of the chart. The aspects proceed from conjunction (0 degrees) to semisquare (45 degrees) to sextile (60 degrees) to square (90 degrees) to trine (120 degrees) to sesquiquadrate (135 degrees) to inconjunct (150 degrees) to opposition (180 degrees) and back.

In any cycle, the movement is from the most inward point to the most outward point and back again. This is true for all cycles, the cycle of the heartbeat, the cycle of the breath, the 24-hour cycle of earth's rotation, the lunar cycle, the yearly cycle of the signs, and so on with still larger cycles, like the Sun orbiting the Galactic Center, which takes millions of years.

## How to Learn Astrology: Part II



Cycle Keywords/ 0101

### CYCLE KEYWORDS

Conjunction - New Idea

Semisquare (waxing) - Overcoming Resistance

Sextile (waxing) - Making Plans

Square (waxing) - Positive Start

Trine (waxing) - Building

Sequiquadrate (waxing) - Push On

Inconjunct (waxing) - Connect Up

Opposition - Result or Experience

Inconjunct (waning) - Dawning

Sequiquadrate (waning) - Gather Things

## How to Learn Astrology: Part II

Trine (waning) - Conservation

Square (waning) - Responsibility

Sextile (waning) - Analysis

Semisquare (waning) - Encapsulation

Too Many Words

I have given you keywords and illustrations to help in understanding cycles and how they work. I have done my best to just point out the nature of cycles. If this pointing out did not work, I have no other recourse but to write more detailed descriptions.

For some, it may be helpful to read these descriptions of each phase. I do this with mixed feelings, knowing how utterly wordy and abstract such descriptions are. Even as I write this out, I can see it is just too much - too many words. You can always skip over this section. However, for some of you, it may be helpful to have many words, and the chance to say the same thing in several ways, a kind of verbal therapy. Anyway, here they are:

## How to Learn Astrology: Part II



### **Conjunction - New Idea**

In a word, the seed impulse, pure potential.

This is the most encapsulated moment, the most indrawn point, and the vibration that starts a new cycle, that sends out a pulse, a new beginning, a beginning made from the end and the result of the previous cycle. It is an idea in its purest or most direct form, pure thought.

It is clarity, but very pure, and seminal. Above all, it is something new that is strong enough to overcome and rise above the past and assert itself, however subtly. It cannot be denied. It will have its day. This is a vision point.

## How to Learn Astrology: Part II



### **Semisextile (Waxing) - Making Plans**

The seed impulse or tone of this cycle is working. This is a good point to plan out a project or to begin to grasp what must be done or accomplished. The purity of purpose, and one-pointedness makes sharing the vision communal, and co-workers easy to come by and to have solidarity with. There is a definite sense of "can do" and let's just go and do it.

## How to Learn Astrology: Part II



### **Semisquare (waxing) - Overcome Resistance**

Here some, perhaps token, resistance to forward motion must be negotiated. It could be residue from the past, whatever might rise up and block passage to progress. It is to be expected, and since this is the waxing or outgoing phase, it is appropriate to push hard at this point and wade through whatever it is. This is not a place to back off or take no for an answer. Gentle, but persistent, forward motion is recommended. This is a waxing phase or upswing, moving outward.

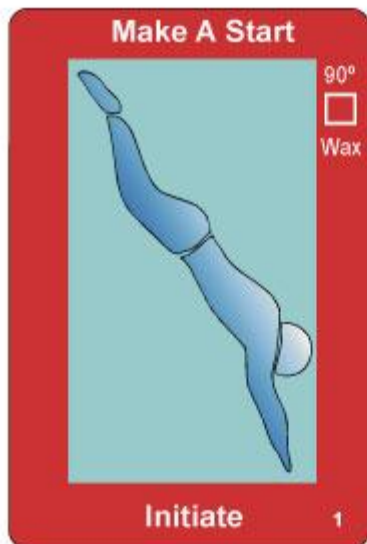
## How to Learn Astrology: Part II



### **Sextile (waxing) - Paying the Dues**

The first real burst of energy and perhaps the sense of being freed up, with real space to move, and to make progress. There is also the confidence and strength to put up with and to endure petty problems and hindrances that will get in your way, for the sake of accomplishing the greater goal and good. Self-sacrifice is easier here than elsewhere.

## How to Learn Astrology: Part II



### **Square (waxing) - Positive Start**

This is one of the four cardinal points, a transition or turning point, and in this case, one that is part of the waxing phase, good for moving forward, making a statement, and manifesting something new that is visible for all to see. This is the first step out of the planning or theoretical stage into the arena of action. Here something can be done and made to appear. Positive.



## How to Learn Astrology: Part II



### **Trine (waxing) - Building**

Now past the starting point, here there is energy and space/room to really accomplish things, to build something solid. The actual embodiment of plans into something real is what takes place now, drawing around oneself whatever form fits the seed idea that you started with, that is being carried forward here and made manifest. It is where we draw things to and around us. Possessions.

## How to Learn Astrology: Part II



### **Sequiquadrate (waxing) - Push On**

Another push comes to shove point, where various resistance or obstacles may appear on the path. This should not be a major problem, since we should already be on a roll here, and so this is the point to press on, to push forward, and not one to withdraw or hold back. One has the control, energy, and forward momentum push forward, the strength to overcome obstacles and blockage. Gaining control and confidence.

## How to Learn Astrology: Part II



### **Inconjunct (waxing) - Connect Up**

This is the last point at which to push forward, and actually any action or drive should be devoted to connecting things, to tying up loose ends, and bringing whatever is already in the works to completion. Not a time to start anything new or to push too hard. Finish it up, and use a light touch. Connectivity. Exploration.

## How to Learn Astrology: Part II



### **Opposition - Result or Experience**

The result or full manifestation of whatever has been building up to this point is here. This is it, the full experience, the ride, whatever it can be. This is not a time to push, not a time to start anything new, and not a time to speculate or think. Rather, it is a time to savor the experience or more simply: to live it. The experience.

## How to Learn Astrology: Part II



### **Inconjunct (waning) - Dawning**

We are past the experience, past the opposition, and just far enough past so that there can be some awareness of what it was all about dawning, and coming to mind. We can begin to get a handle on what has just taken place, and perhaps have some sense of accomplishment and pride in a job well down, in the experience. Also, perhaps the desire to share or tell this to others, even to teach and explain. No more push. The secret here is to let things arise and come to you, rather than to push to get them.

## How to Learn Astrology: Part II



### **Sequiquadrate (waning) - Gather Things 1**

Another resistance point, but one that will not respond to further pushing. We are now on the waning side of things, so rather than push for what we want, we learn to respond, to give in, and to work with and manipulate what confronts us. We work things through us, in the sense of Aikido, helping things to pass, rather than confronting them headlong. Facilitation.

## How to Learn Astrology: Part II



### **Trine (waning) - Conservation**

A rush of useful energy, and enough space to use it in, but not the kind of energy for building things or driving forward. Rather, here is energy for removing the scaffolding, conserving, and hanging on to what you can from the current situation. Salvaging. The party is over and you are taking down the decorations, saving what is significant.

## How to Learn Astrology: Part II



### **Square (waning) - Responsibility**

Another cardinal or turning point, this time away from the outside and toward the inside, away from the personal and toward the impersonal, impartial, and the objective. There is here a sense of responsibility, responding to what is - reflecting rather than initiating, managing a situation, rather than creating one. Reflection, mirroring.



## How to Learn Astrology: Part II



### **Sextile (waning) - Analysis**

An expansive time and increased energy, and the sense of being on the outside looking in. Here there are extreme critical faculties, and the ability to analyze and to criticize, seeing what should be kept and what can be pruned away - purging what is unessential. This is not a time to begin new things or to push, rather to receive, observe, and consolidate.

## How to Learn Astrology: Part II



### **Semisquare (waning) - Packing It In**

This is a resistant point, not a place to push, but rather a place to make effort, as in bearing down or collecting everything together, packing things down.

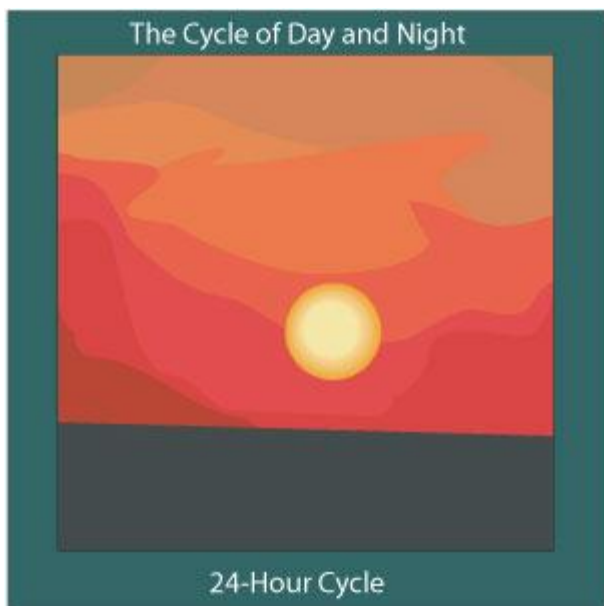
## How to Learn Astrology: Part II



### **SemiSextile (waning) - Encapsulation**

This is a drawing down time, having removed what should be removed, a time to pack it in, and salvage what is essential, reducing it into its most compact form. Not a time to push, but one to consolidate. Building the kernel.

## How to Learn Astrology: Part II



### The Study of Cycles

For now, we could define Astrology as the study and practice of the cycles we can find present in our life. We study astrology and cycles to get a better idea as to what is happening to us in our lives, and we practice or put to use what we have found through our study and understanding. It will do no harm to start with the dictionary definition of a cycle, although we will soon get much less formal.

The Oxford Universal Dictionary states:

Cycle : A circle or orbit in the heavens. A recurrent period in a definite period of years. A period in which a certain round of events or phenomena is completed, recurring in the same order in equal succeeding periods. A long, indefinite period, an age. A round, course or period through which anything runs to its completion. Etc.

## How to Learn Astrology: Part II

Therefore, a cycle is something that happens in our life again and again, and always in roughly the same form or format. Each of us cycles through periods of feeling good or normal and feeling bad and not-so-good. This is a cycle none of us seem to be able to avoid. We experience all kinds of cycles all the time. The first step is to be aware of that fact.

Cycles are so important to the study of astrology that understanding what the dictionary has to say about them is but a start, and quite abstract at that. We must extend and deepen this understanding until we can see cycles not just as formal concepts, but as they are happening to us right now, and at work around us in our day-to-day life. Understanding these cycles in our lives may come slowly at first, but they are not that difficult see.

It can take a little time to pick up on these ideas, much less to experience them happening in life around us, but it is well worth our effort. Without becoming aware of the cycles in our life that we have always been experiencing, and learning to recognize them as they occur, our understanding of cycles remains just an abstract idea - a bunch of words. Let's go over this again.



### **Life As Cycles**

Our life is filled with cycles. There are very short cycles, short cycles, long cycles, and very long cycles. All cycles repeat or return on themselves - happen again. Some examples of convenient-sized cycles that we can understand and measure with our mind include the cycle of our breath, the cycle of the seasons or year, and the cycle of day and night. The cycle of our heart beating is almost too small and fast for us to keep in mind. Smaller cycles yet include cellular cycles and, of course, atomic and sub-atomic cycles. These smaller cycles happen so often or fast that they are a blur to our mind. They fall through or beneath our awareness and make up the ground of our consciousness.

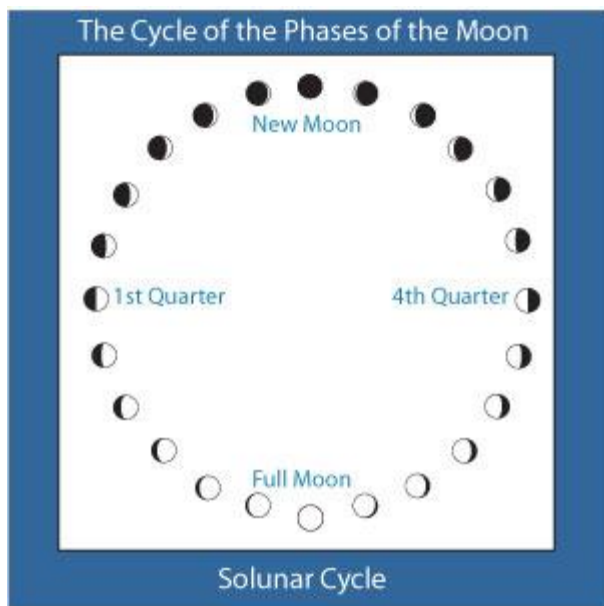
When we look for long cycles, the planets provide good examples. We live through and experience the two-year cycle of the planet Mars, the 12-year Jupiter cycle, and even the 30-year Saturn cycle. However, many people

## How to Learn Astrology: Part II

don't live through the 84-year Uranus cycle, much less the much longer cycles of Neptune and Pluto. While it is possible to grasp the meaning or import of these longer sized cycles with our mind, it can be very hard to bring home the meaning of these long cycles - to practice them consciously on a day-to-day level. Then there are cycles, like that of our Sun orbiting the Galactic Center, that take so many millions of years that, for our purposes, these cycles assume the proportions of a straight line. The portion of these larger size circles or cycles that we can witness or comprehend in our lifetime are so small as to appear like a straight line. We can't even see the curve of the line, much less the return.

Thus our awareness is bounded on the one hand by the incessant hum of smaller cycles and the long-theme straight-lined cycles on the other. This leaves us with our awareness or consciousness of those cycles that we CAN recognize and appreciate. At this point, it is important for you to be beginning to understand that our entire life is cyclic. It is all cycles - nothing else. I will explain.

## How to Learn Astrology: Part II



### **A Tangle of Cycles**

For now, let's not even try to sort out the tangle of cycles in which we are embedded, and say "This is the Mars cycle doing this, that is the Jupiter cycle over there," and so on. It is quite enough to become aware that our moods, capabilities, attitudes, etc. come and go in a very regular manner. We can wake up minutes, hours, days, months, or years later and remember that we have been here before, have been going through a patch just like this. We may not have felt this good in years. These are cycles that we are seeing at these times, although they have been there all along.

Many people have no awareness of the cycles they are going through each day or month. They may not even recognize that they don't feel very good or that they do feel very good, so embedded in the tangle of life's cycles are they. That is why the first step is to develop



## How to Learn Astrology: Part II

an awareness of how you do feel and begin to be aware of the cycles in life.



### **Investment and Returns**

Our heart beats, cycle after cycle. Our lungs open and close our whole life, in the cycle of the breath. Expand, contract, expand, contract. These cycles last as long as life. They return or repeat each second. We live on their returns. We count on them for life.

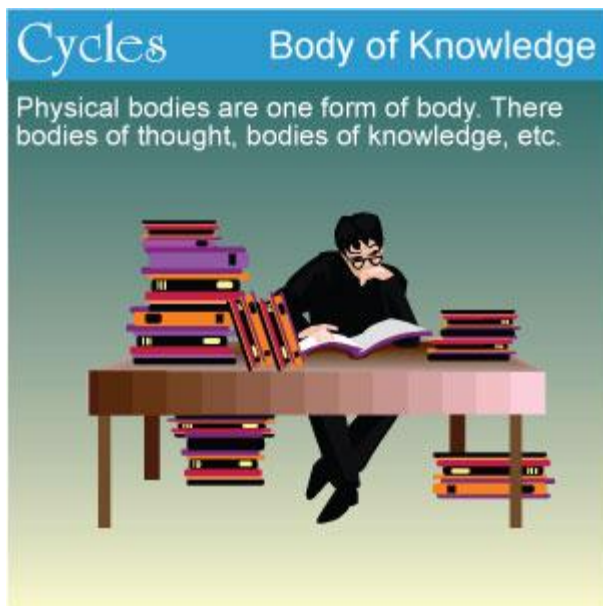
In a similar, but more abstract way, our whole life depends on this same kind of return or continued repetition. Success means succession, simple continuing. The return of the sun to the eastern horizon each morning, the return of the springs rains each year, the return of youth in the form of the next generation. As you study astrology, you will find that in a very real sense, we are made up of these returns. We ARE and continue to be by means of these returns. We are conscious only of what returns on itself or restates itself.

## How to Learn Astrology: Part II

Anything that does not return or repeat itself is soon forgotten and (from our point of view) is not - has no more reality.

For example: investment and returns. If we make investments which bring us no return, they are lost to us. We have lost that investment. In fact, if we are smart, we cease investing, when? At the point of no return, of course. We are habituated to investing in something (even a friendship) and receiving some return, sowing and reaping, but usually getting something back. What's in it for me? If nothing comes back, we stop investing in that person or project. We invest in our life in the same manner, and this concept is key to understanding how astrology works.

## How to Learn Astrology: Part II



### **Making Bodies**

The situation we each face in day-to-day living follows all the laws of cycles - of investment and returns. It is very important that this be perceived and understood.

You are investing time in reading this article. We all are looking for a return of some sort in most of the things that we do. You want to get something out of it, something back for your effort. It is not as simple as saying, "What's in it for me?" It is not simple selfishness, but like a blind person feeling their way along a corridor; this is how we feel our way through life, by experiencing and feeling for the returns.

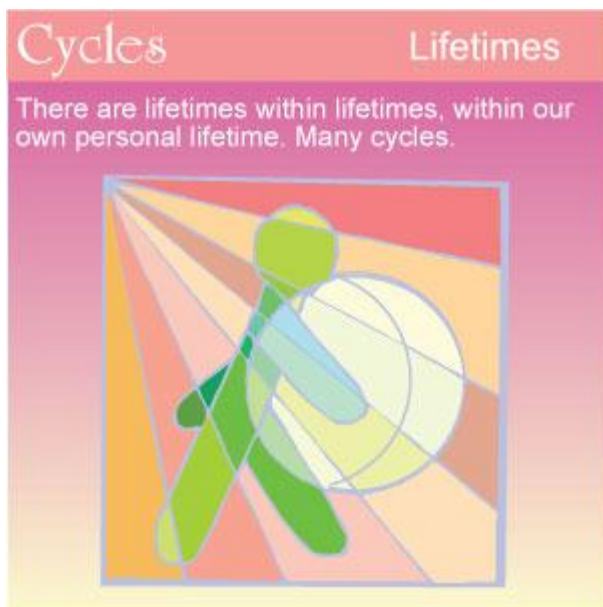
Even now, while reading this, you are creating a body of knowledge, called astrology, through your efforts to understand what I am writing. I apologize if this sounds too abstract. I am trying to say it simply.

## How to Learn Astrology: Part II

This concept of bodies, how they are made and unmade, is important. We are used to thinking of a body as our physical body. The body of a cat, a dog, a person, etc. And yet, we often speak of a body of knowledge or a body of thought. We may feel that this or that idea embodies our hopes and dreams, and so on.

These alternate uses for the word 'body' are very important for our work here with astrology. It is important to recognize that there are many different kinds of bodies, that bodies are created with the mind as well as the flesh, and that these bodies (all bodies) hold together for a while, and then gradually come apart. Everything under the sun only lasts so long and no longer. How long something lasts depends on how well it was made or put together, like a well-made guitar. Learning to see these many kinds of bodies in our lives, in their creation and formation, duration, and eventual dissolution can provide instant access to such difficult to understand concepts as re-incarnation, karma, and the like. If you have always wanted to understand re-incarnation, than this approach is one key to doing that.

## How to Learn Astrology: Part II



### **As Below, So Above**

When we try to understand everything in relation to our physical body and personal lifetime, our own life and death, we are biting off a very large chunk. It is hard to understand and grasp the meaning of our whole lifetime, since we are right in the middle of it. Most of us can't seem to remember life before our birth and have trouble grasping what life after death might be, and we can be left with some very large questions - some real doubts.

The very same process of birth, life, and death is happening all around us in countless examples. In fact, there is nothing else. We can be said to have lifetimes within lifetimes within our personal lifetime. And it is possible to examine these smaller lives or cycles in their entirety and, by analogy, to get a picture of what our personal lifetime too must be like. If we spend considerable time now on these concepts, it is because

## How to Learn Astrology: Part II

any real understanding of astrology depends upon grasping the essential nature of these cycles and lifetimes - their value. Without this understanding, we are left with rote memorization. The primary goal of these articles is to enable you to generate the details of astrology yourself, rather than to just memorize them.

In the first part, we have stated that, in this course, we are busy creating a body of knowledge for ourselves called 'astrology'. This body of knowledge is an example of a mini-incarnation. We are creating a body or vehicle in which to live and experience astrology. It is hoped that astrology can become a way for us to know and experience life from a new perspective.



### Who Is The Spaceman?

Here is the story of how I first began to understand this idea. It was back in the early 1970s, and I was studying and cataloguing all the objects out there in the heavens, and there were all kinds of them: bright stars, clusters,

## How to Learn Astrology: Part II

nebulae, black holes, quasars, - you name it. This was before home computers were available, so I was busy calculating the positions of all of these celestial objects on a hand calculator, transforming them from astronomical to astrological coordinates, and seeing where they fit into astrology charts. Eventually I published a book of all these points, calling it "Astrophysical Directions." That was in 1976.

The more I studied and learned about all of the countless objects in space, the more I gradually realized that they were all one form or another of stars. Not only that, but that all of astronomy was about the birth, life, and death of stars - all of it. They came into being and were born, lasted so long, and finally died away, in one way or another. Some of them went out with a bang, and others with a whimper, as they say. Of course, it did not escape me that our lives here on earth are very similar, and that we are born, live for a time, and then die. Moreover, every thing we do in life begins, endures for a while, and then comes apart. And the energy that was put into any form lasts until the end of that form and then is released. It breaks up.

The lives of the stars and every celestial object out there and the lives of all of us here on earth are identical; they follow the very same pattern. Out there, written across the heavens, down here, acted out here on earth, the same. There was nothing foreign or exotic out there in space that was not also right here in my life. All was of the same stuff. Along with this realization came another one, with much more important implications and that was:

There is no different intelligence out there than there is down here. In fact, we are already, all of us, out there, in space. We are as much a part of space, the solar system, the galaxy, and anything we could imagine out

## How to Learn Astrology: Part II

there as anything else. We are out there right now, sitting on earth, as it travels 67,000 miles an hour through space. What could be more out there than that?

This understanding helped me to overcome a feeling and a fear that I had since childhood that man was but a tiny warm speck in an endless somewhat alien and cold universe. I understood, gradually for sure, that whatever I was or was not, I was an equal part not only of creation, but of all the universe. In other words, I was (and we are) the intelligent life that we look to find in outer space. I was the spaceman. Out there and in here became the same for me. That understanding has helped.



## How to Learn Astrology: Part II



### The Twelve Phases

What we are presenting here is a way to look at aspects between any two planets or bodies, and how that aspect might be interpreted. In this example, we will use the monthly cycle of the Moon moving around the earth in a 360-degree cycle and circle. However, you can use this type of interpretive approach for any two bodies where the faster planet or body makes aspects to the slower. In these diagrams, the slower body is fixed in the 12-o'clock position at the top of the chart (Sun), and the faster-moving planet (Moon) moves through the cycle.

Any aspect cycle, like that of the monthly cycle of the Sun and Moon, describes a circle of 360 degrees. In other words, the Moon starts from a conjunction with the Sun (New Moon) at zero degrees (they both are in the same zodiac place), and the Moon starts to move away from the Sun, day by day, and degree by degree. This is the solunar cycle.

## How to Learn Astrology: Part II

This 360-degree cycle is usually divided into some number of phases. Here we are using the standard twelve 30-degree sections. To make it (I hope) easier to remember, I am giving them here the names of the twelve zodiac signs, but please note this does NOT mean that the Moon is in that sign.

What it does mean is that the Moon is at the phase, like a clock, it would be at, if the Sun is considered fixed at the Capricorn position, at the top of the chart. Look at the diagram at your upper-left, and the diagrams for each successive phase.

Understanding this approach can be very useful in interpreting any kind of aspect.

## How to Learn Astrology: Part II



### Phase 10: Capricorn Phase

Aspect: 0 to 30 Degrees

You should be able to sense a new beginning, with some fresh ideas burning brightly, lighting up this time with clarity and visions of what can be accomplished. You can see what needs to be done right now, and also farther on up the road. You may feel inspired.

## How to Learn Astrology: Part II



### Phase 11: Aquarius Phase 6

Aspect: 30 to 60 Degrees

Putting new ideas to work is important here, using any and all the help you can get - very much community oriented. You want the new plans you are making to succeed and manifest. However, this could be a moment where push may come to shove and things get stuck or a little sticky. Here is a chance to move beyond old habits, whatever may be obstructing your way, and actually get moving on things that need to be done. But it may not be easy.

## How to Learn Astrology: Part II

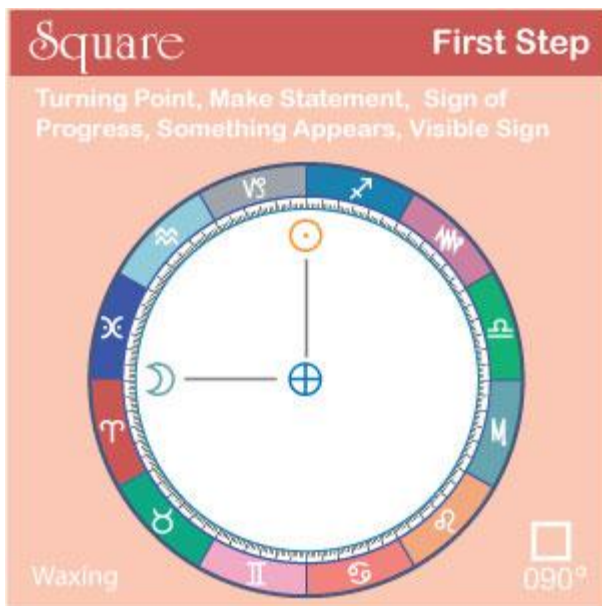


### Phase 12: Pisces Phase

Aspect: 90 to 90 Degrees

If you are looking for a time, when things free up a bit, and the going could be easier, this is it. Plan things out and get a better grip on the forces around you. For the sake of what you care for, better to let outmoded or unimportant things pass, and to look toward the goal. Keep your eye on the ball. This may require acceptance of "what is," a not perfect situation, in order to get your new plans launched.

## How to Learn Astrology: Part II

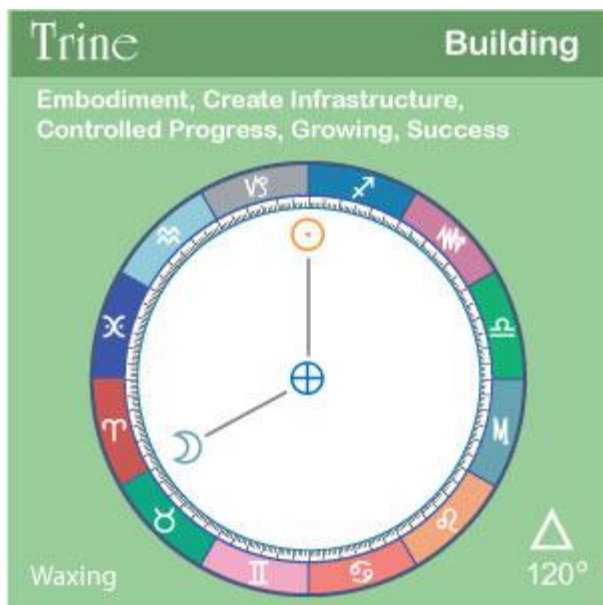


### **Phase 01: Aries Phase**

Aspect: 90 to 120 Degrees

This is one of those critical points, where continued effort and action on your part can make the difference and bring about real change, producing something that can't be easily ignored. The result of your plans and ideas should have established a foothold here. No time for hesitating, just do it.

## How to Learn Astrology: Part II



### Phase 02: Taurus Phase

Aspect: 120 to 150 Degrees

By this point, things should be not only started, but well on their way, a good time to take control, and point things where you want them to go. This is a point of least resistance and solid momentum, so making a solid effort will take you a long way. Also this is the time to embody your ideas, to build them physically into something solid.

## How to Learn Astrology: Part II



### Phase 03: Gemini Phase

Aspect: 150 to 180 Degrees

Connect it up. Establish communications. Complete the detailed infrastructure. This is not so much a time to continue expanding, but rather one in which to do the finish work, and wrap the project up. Explore all the nooks and crannies, while you have the energy.



## How to Learn Astrology: Part II

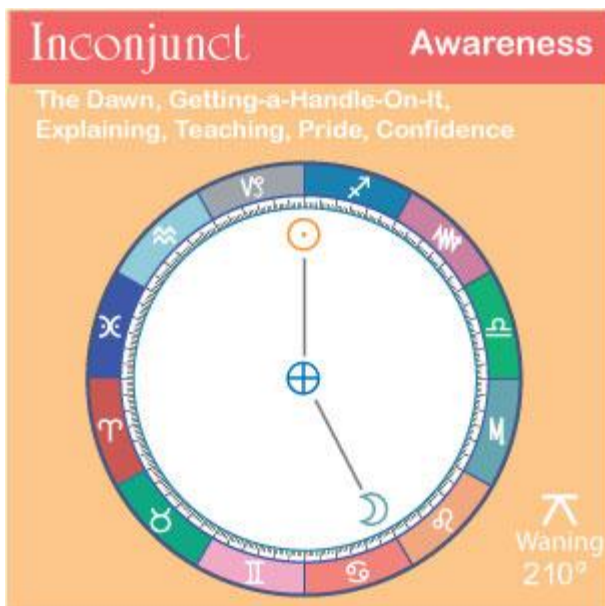


### **Phase 04: Cancer Phase**

Aspect: 180 to 210 Degrees

Stop the engines, because this is it! Don't push on farther, because you have accomplished what is possible for this round. From here, you coast and experience things for a while. This is the fullness you have worked for, such as it can be. Just let go and ride.

## How to Learn Astrology: Part II

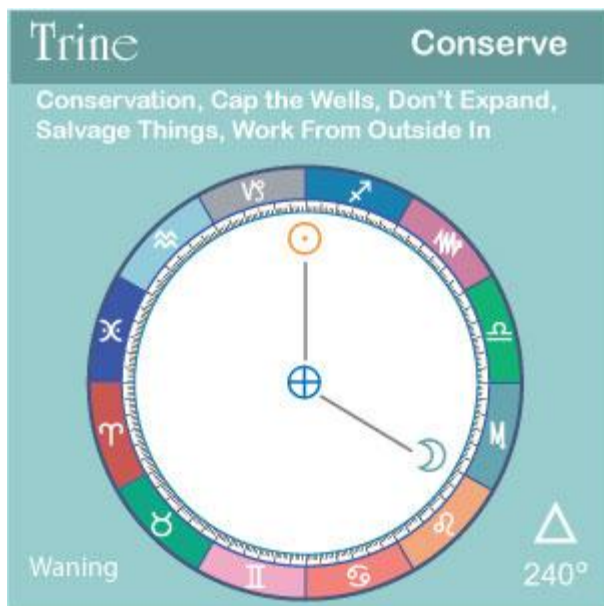


### Phase 05: Leo Phase

Aspect: 210 to 240 Degrees

You are in the thick of things, perhaps just starting to get a handle on what is going on around you, and this may be a sticking point. This is not the time for action, to do more, but rather a time to let things take their course. You should be able to get a better idea of what will come out of this, by just riding it out. And now is when you can own this event, and feel confidence and pride in what you have done.

## How to Learn Astrology: Part II



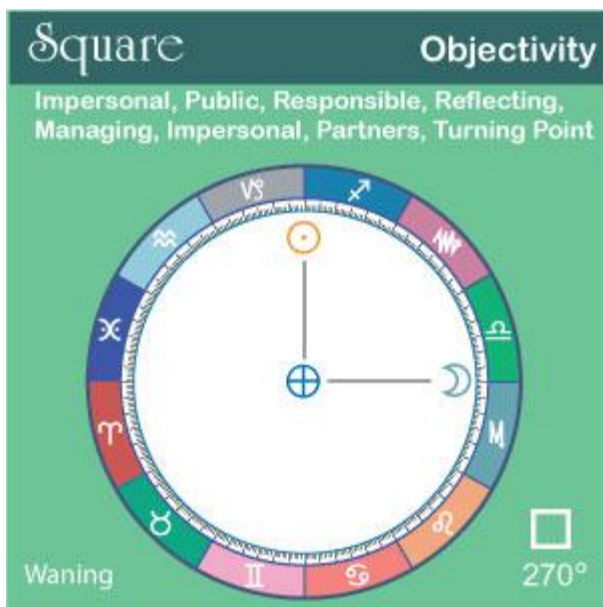
### Phase 06: Virgo Phase

Aspect: 240 to 270 Degrees

A time to take stock, step back, while you have plenty of energy and a growing understanding of your situation. Things are throttling down, so

you may want to conserve your gains, and plug some of the leaks. Conservation.

## How to Learn Astrology: Part II



### Phase 07: Libra Phase

Aspect: 270 to 300 Degrees

A major turning point, where you can just let go and find it easy to turn away from purely personal worries and memories, and take a more reflective and impersonal point of view. You could feel a growing sense of responsibility, and a willingness to just grow up.

## How to Learn Astrology: Part II




### Phase 08: Scorpio Phase

Aspect: 300 to 330 Degrees

You should be able to not only see the problems at hand, but have the insight and energy to actually do something about them, separating the good parts and culling out the whatever is excessive and holding you back.

## How to Learn Astrology: Part II



### **Phase 09: Sagittarius Phase**

Aspect: 330 to 360 (zero) Degrees

At more inward time, ignoring the external world, and give attention to the things the really matter, and that will last.

## How to Learn Astrology: Part II



### Phase Details

The signs, houses, aspects, and many other astrological cycles can be divided into the various phases that make them up. All cycles share the same phase structure, so if we learn about the basic phases of one cycle, we automatically know about them for any other cycle. Let's go over them.

## How to Learn Astrology: Part II



### **Phase 10**

000 Degrees

The Vision (CJN)

Idea time. Something new sparks forth and perhaps inspires plans and an effort to get the word out.



## How to Learn Astrology: Part II



### **Phase 11**

045 Degrees

Community Plans (SSQ)

New plans and fresh ideas meet resistance from the past and have to be worked with. Getting more involved.

## How to Learn Astrology: Part II



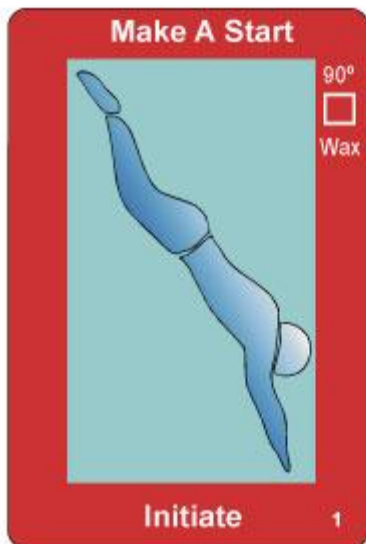
### Phase 12

060 Degrees

Paying the Dues (SXT)

An easier time, perfect to move things ahead, and one which should be made use of. Any progress, however, will depend on putting up with some major and minor inconveniences that stand in the way. Getting more involved.

## How to Learn Astrology: Part II



### **Phase 01**

090 Degrees

Making a Start (SQR)

Getting plans and new ideas through to actuality, making a visible start. Something to be seen. Obstacles will appear. Getting more involved.

## How to Learn Astrology: Part II



### **Phase 02**

120 Degrees

Embodying It (TRI)

A time of increased ease or energy, when ideas can be embodied, and real progress with implementing or building infrastructure can take place. Getting more involved.

## How to Learn Astrology: Part II



### **Phase 03**

150 Degrees

Making Connections (INC)

A time to complete or finish things, and to extend and follow out connections, down to the last detail. Not a time for starting anything new. Getting more involved.

## How to Learn Astrology: Part II



### **Phase 04**

180 Degrees

The Experience (OPP)

A time to experience and to feel something in its fullness, no past and no future. Take it in.

## How to Learn Astrology: Part II



### **Phase 05**

225 Degrees

Awareness and Use (SQQ)

Getting something out of an experience, perhaps pride and awareness, and also learning how to handle things related to it. Reflecting and stepping back.

## How to Learn Astrology: Part II



### **Phase 06**

240 Degrees

Conservation and Care (TRI)

An easier time, one where we learn to care for an experience, and perhaps to salvage or save what we can in a situation. Reflecting and stepping back.



## How to Learn Astrology: Part II



### **Phase 07**

270 Degrees

Objectivity and Response (SQR)

A turning point, away from a more personal point of view and toward a more public, impersonal, objective viewpoint. Reflecting and stepping back.

## How to Learn Astrology: Part II



### **Phase 08**

300 Degrees

Analyzing and Excess (SXT)

Critical powers of observation, focusing on detail,  
looking to pick out the good and throw away the rest.  
Reflecting and stepping back.

## How to Learn Astrology: Part II



### Phase 09


330 Degrees

Seed Encapsulation (SSX)

Boiling things down to the essence. Encapsulating experience. Reflecting and stepping back.

## Transits


### Transits



### Snapshot

The astrology chart is a snapshot of the solar system at the moment of your birth, but the Sun, Moon and planets don't stop moving. They are not frozen in time like your birth chart. They continue moving in the heavens, day by day, and year by year. Today, as you read this, they are out there, somewhere, moving steadily ahead through space and time. Do they still affect us? How do they impact our natal chart? This is what we will cover in this section.

## Transits




### Charting It

At this point, you should be familiar with your natal chart, whether geocentric or heliocentric does not matter. The natal chart is fixed in time, freeze-framed, a snapshot of the solar system at your birth. In the diagram above, we see my helio natal chart in the center. Around it, on the outer band, are the planets right now, today, April 7, 2007. The familiar band of the zodiac is shown on the outside, so that you have some reference point.

We can see my natal planets (chart center) and the transiting planets (outer) band, as they are placed against the zodiac for April 7th.

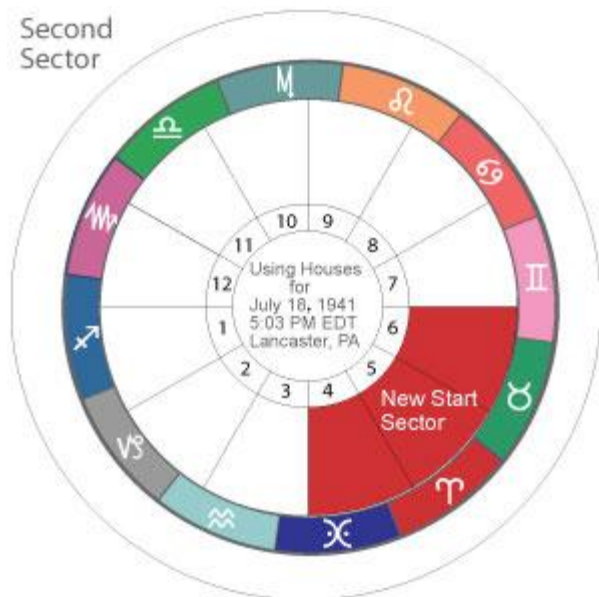
## Transits



### The Bi-Wheel

Here are both sets of planets placed in a single chart form, which is how astrologers like to look at transits and natal positions. This is called a bi-wheel chart form. The natal planets are in the center; the transiting planets (today) are on the outside. For clarity's sake here, I have not drawn in the degree, zodiac, sign, and minutes for either the Sun, Moon, and planets or the house cusps, but in a standard chart, they would be present.

## Transits



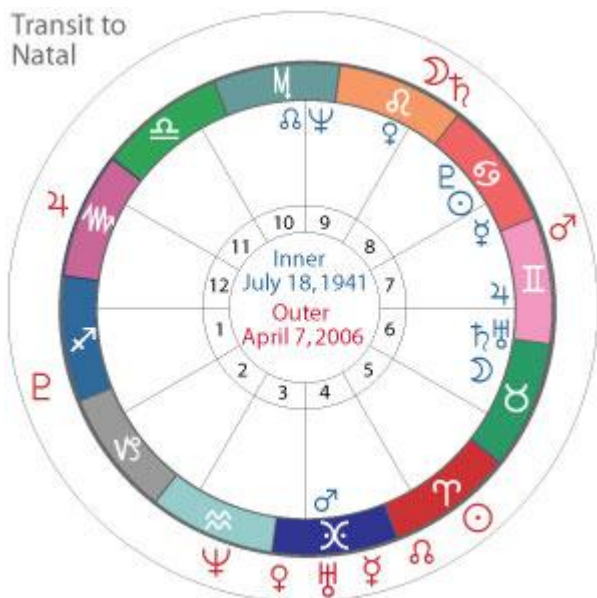
### Transits on the Wheel

Here is a typical bi-wheel chart, with the natal chart on the inside, and the transiting planets on the outside. Here we are using the heliocentric natal chart form my birth, as an example. Note that on the outer ring of transiting planets, we have only drawn in the planet symbol, the sign the planet is in, and the degrees. We have left out the minutes, as they tend to clutter up the chart too much. This is the usual method of displaying transits, not showing the minutes.

As you can see, by looking at any of the transiting planets (outer ring), you can see where it is today in relationship to the natal or birth chart. For example, we can see at a glance that transiting Mars is about to conjoin (make a conjunction aspect) with my natal Pluto. Or we could note that transiting Neptune is forming a waning square with my natal Saturn. In fact, we could note all kinds of aspects. That is what a transit to natal

## Transits

bi-wheel chart is all about, letting us see how what is happening today affects our natal chart.



## The Wheel of Houses


Many of you many be more familiar with looking at transits on the traditional wheel of houses, so let's look at my natal geocentric chart in the standard bi-wheel format. Here you see my natal planets placed in the twelve houses, while the transiting (geocentric) planets have been placed on the outer ring. All planets are placed approximately where they belong in the zodiac, which is shown in color in the middle ring.

We easily can see which of the natal houses each transiting planet is in. Keep in mind that while the natal wheel stays fixed in time, that the transiting planets will continue to move through the signs in a counter-clockwise motion, each day a little farther in motion.



## Transits

Using a computer program or any standard ephemeris table, we can track each planet as it moves through the houses. Please note that all of these bodies, the Sun, Moon, and planets move at different speeds. The Moon moves so fast that most astrologers don't even bother to track it in a chart form like this bi-wheel. On the other hand, the slowest moving planet, Pluto, can spend years in one house. Which brings us to our next topic: how do we interpret these transiting planets through our houses?

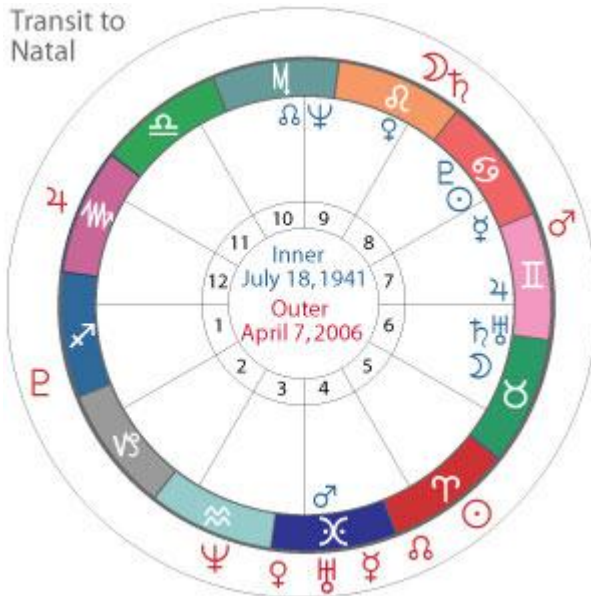


## Interpreting Transits

As mentioned above, when astrologers speak of transits, they are referring to the Sun, Moon, and planets as they exist today in the heavens above us, in other words: what is happening right now. A chart wheel with today's transiting planets is identical to a natal chart for someone born today. The two kinds of charts are the same and they are interpreted using the same

## Transits

astrological techniques: planets, houses, aspects, and what-have-you? Another use of the word "transits" by astrologers involves looking at the planets in the sky today as they compare/relate to your birth or natal chart. This is probably the most common use of the term, and a most popular astrological technique: transits to a natal chart.



## Transits to the Natal Chart

No astrological technique that I am aware of is as much used as that of looking at your natal chart by transits. We only have one natal chart, but we have transits every day of our lives, and we can compare today's transits to our natal configurations as often as we feel the need. It is important for us to understand how to best use transits, to get the most possible use from them.

As introduced earlier, the natal chart is a snapshot frozen in time. Around this we put the transiting planets

## Transits

to see how they relate by aspects, house, and sign positions to the birth chart. We can watch the transiting planets move through the natal houses and the zodiac signs. The standard way to do this is to show the natal chart in the familiar wheel of 12 houses, but with the zodiac signs also shown, as in the above diagram.

As you can see from this chart form, we can see the transiting planets in the zodiac signs where they are at present. By placing the wheel of the zodiac along with the twelve natal house cusps, both the houses and the signs are as they were in the birth chart. Therefore, the positions of the transiting planets appear against the natal signs and houses. We can see at a glance what sign and house the current (transiting) planets are in the natal chart. In the example above, transiting Mars is near the end of the sign Gemini, in the seventh house, soon to conjunct the natal Mercury. I trust this is clear.

## Transits



### The Quadrants or Sectors

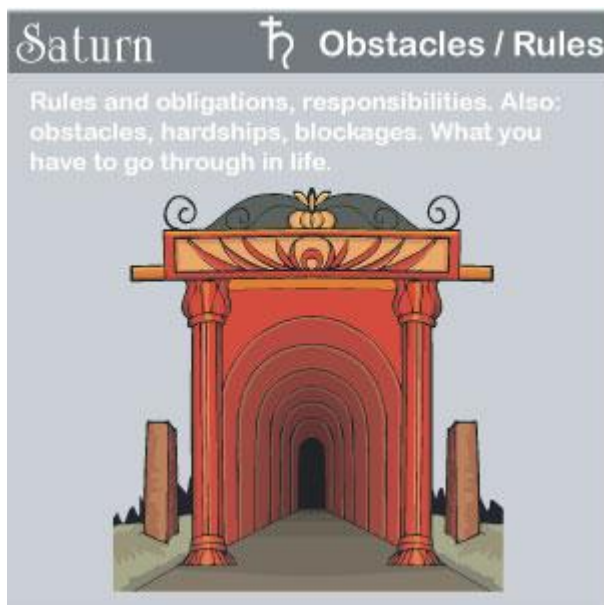
In studying transits, we watch the transiting planets move around the circle of the twelve houses of the natal chart wheel, house by house. Most astrologers feel that the most important house cusps for transits are what are called the Angular Houses, the first, fourth, seventh, and tenth. Also called the Angles, these are the main crossing points to be aware of as we observe transits.

In my opinion, the most important book written on transits to date is one called "Astrology for the Millions," by the astrologer Grant Lewi. It is a must-read for every astrologer and lays down what I feel is the definitive understanding of how to use transits. Lewi divides the houses of the natal chart into four quadrants, which he calls "sectors." They are shown in the above diagram

Ignoring the inner house cusps, as many astrologers do, Lewi concentrates on the angular houses as the starting points of each sector/quadrant. We can observe the

## Transits

transit of any of the planets, the Sun, and the Moon through these quadrants, but in his book Lewi concentrates mainly on the planet Saturn, since it rules the circumstances and obstacles that life confronts us with. In fact, the cycles of Saturn, the Saturn Cycle, is used by many (if not most) professional astrologers. It is one of the real gems of astrological technique. Let's take a look at it.

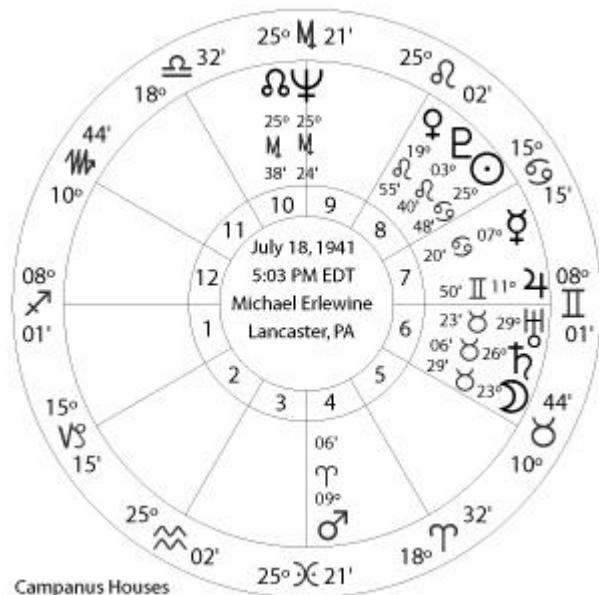


### The Saturn Cycle

In ancient and traditional astrology, the planet Saturn is the great malefic, confronting each of us with obstacles and defining what we have to work or pass through (the stuff that we must face) in our lives. Modern astrology is a little more kind, and sees Saturn as the great form giver, molding and shaping our lives by setting limits and boundaries that we must each negotiate. It has also been said that Saturn is the prince of the material world and rules all things physical.

## Transits

The cycle of Saturn through the houses of our natal chart takes about 30 years (29.4 years), which is considered one generation. We all have heard the phrase that young people use "never trust anyone over thirty." Why this is so is a subject for esoteric astrology, but it relates to the Saturn cycle. Here we will stick to the exoteric or more obvious fact that astrologers have for centuries monitored the passage of Saturn through the charts. I should add my two cents. I have used the cycles of Saturn for over thirty years, and with great satisfaction. It is one of the few astrological techniques that always work for me, and not vice versa.

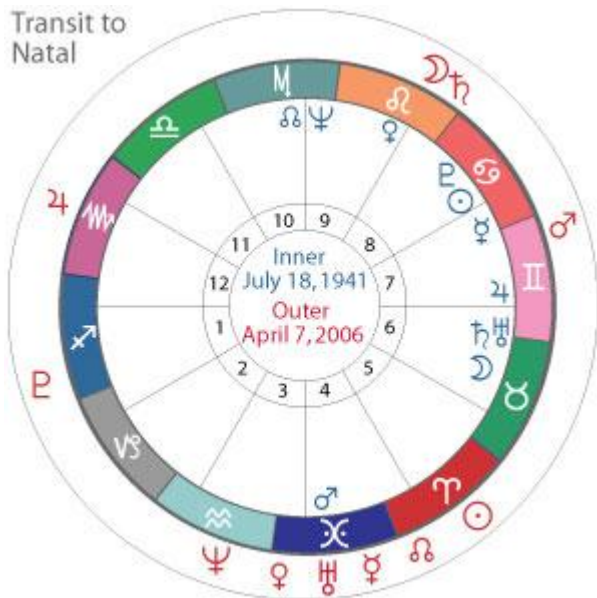


## Saturn in Your Chart

To begin with, locate the position of Saturn in your natal chart by sign and house, but for what we will be doing here (in particular) by house. That is where we start, at birth. Yet Saturn keeps moving, always counterclockwise, through the houses of our chart. As it

## Transits

moves, it crosses over (conjuncts) the various planets in our chart, and also each of the house cusps. Most important, we want to note when it crosses one of the four angular house cusps: 1st, 4th, 7th, and 10th. These four points mark the sectors or quadrants and they have a particular meaning, which we shall look at.



## Transits on the House Wheel 4

Many of you may be more familiar with looking at transits on the traditional wheel of houses, so let's look at my natal geocentric chart in the standard bi-wheel format. Here you see my natal planets placed in the twelve houses, while the transiting (geocentric) planets have been placed on the outer ring. All planets are placed approximately where they belong in the zodiac, which is shown in color in the middle ring.

We easily can see which of the natal houses each transiting planet is in. Keep in mind that while the natal wheel stays fixed in time, that the transiting planets will


## Transits

continue to move through the signs in a counter-clockwise motion, each day a little farther in motion.

Using a computer program or any standard ephemeris table, we can track each planet as it moves through the houses. Please note that all of these bodies, the Sun, Moon, and planets move at different speeds. The Moon moves so fast that most astrologers don't even bother to track it in a chart form like this bi-wheel. On the other hand, the slowest moving planet, Pluto, can spend years in one house. Which brings us to our next topic: how do we interpret these transiting planets through our houses?



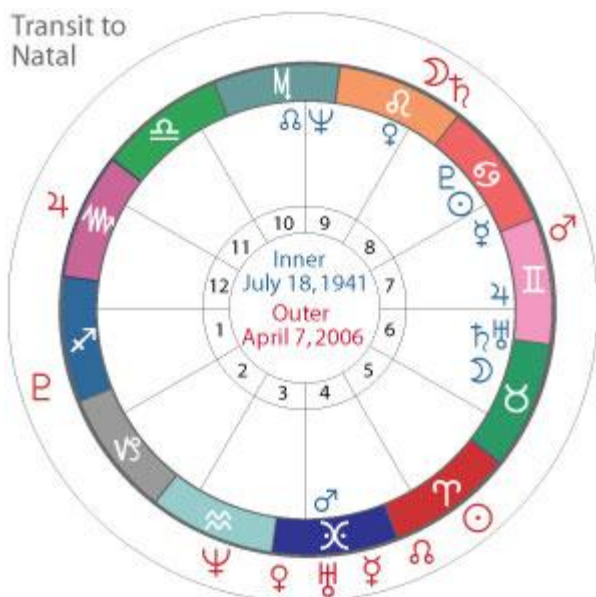
## Transits



### Interpreting Transits

As mentioned above, when astrologers speak of transits, they are referring to the Sun, Moon, and planets as they exist today in the heavens above us, in other words: what is happening right now. A chart wheel with today's transiting planets is identical to a natal chart for someone born today. The two kinds of charts are the same and they are interpreted using the same astrological techniques: planets, houses, aspects, and what-have-you? Another use of the word "transits" by astrologers involves looking at the planets in the sky today as they compare/relate to your birth or natal chart. This is probably the most common use of the term, and a most popular astrological technique: transits to a natal chart.

## Transits



### Transits to the Natal Chart

No astrological technique that I am aware of is as much used as that of looking at your natal chart by transits. We only have one natal chart, but we have transits every day of our lives, and we can compare today's transits to our natal configurations as often as we feel the need. It is important for us to understand how to best use transits, to get the most possible use from them.

As introduced earlier, the natal chart is a snapshot frozen in time. Around this we put the transiting planets to see how they relate by aspects, house, and sign positions to the birth chart. We can watch the transiting planets move through the natal houses and the zodiac signs. The standard way to do this is to show the natal chart in the familiar wheel of 12 houses, but with the zodiac signs also shown, as in the above diagram.

## Transits

As you can see from this chart form, we can see the transiting planets in the zodiac signs where they are at present. By placing the wheel of the zodiac along with the twelve natal house cusps, both the houses and the signs are as they were in the birth chart. Therefore, the positions of the transiting planets appear against the natal signs and houses. We can see at a glance what sign and house the current (transiting) planets are in the natal chart. In the example above, transiting Mars is near the end of the sign Gemini, in the seventh house, soon to conjunct the natal Mercury. I trust this is clear.



## The Quadrants or Sectors

In studying transits, we watch the transiting planets move around the circle of the twelve houses of the natal chart wheel, house by house. Most astrologers feel that the most important house cusps for transits are what are called the Angular Houses, the first, fourth, seventh, and

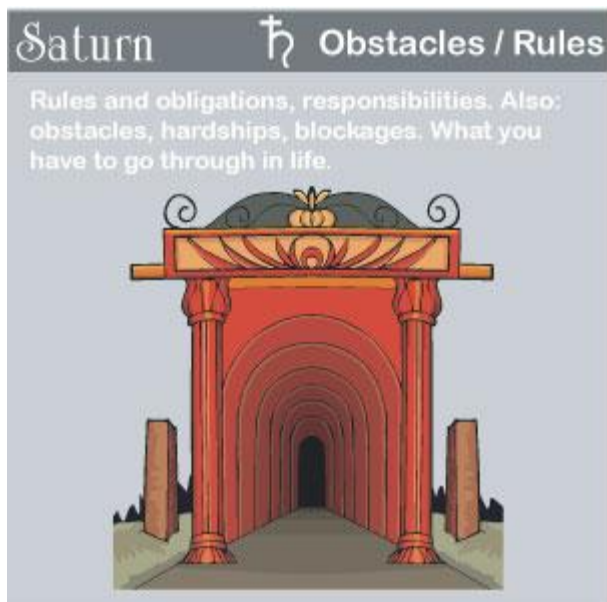
## Transits

tenth. Also called the Angles, these are the main crossing points to be aware of as we observe transits.

In my opinion, the most important book written on transits to date is one called "Astrology for the Millions," by the astrologer Grant Lewi. It is a must-read for every astrologer and lays down what I feel is the definitive understanding of how to use transits. Lewi divides the houses of the natal chart into four quadrants, which he calls "sectors." They are shown in the above diagram.

Ignoring the inner house cusps, as many astrologers do, Lewi concentrates on the angular houses as the starting points of each sector/quadrant. We can observe the transit of any of the planets, the Sun, and the Moon through these quadrants, but in his book Lewi concentrates mainly on the planet Saturn, since it rules the circumstances and obstacles that life confronts us with. In fact, the cycles of Saturn, the Saturn Cycle, is used by many (if not most) professional astrologers. It is one of the real gems of astrological technique. Let's take a look at it.

## Transits



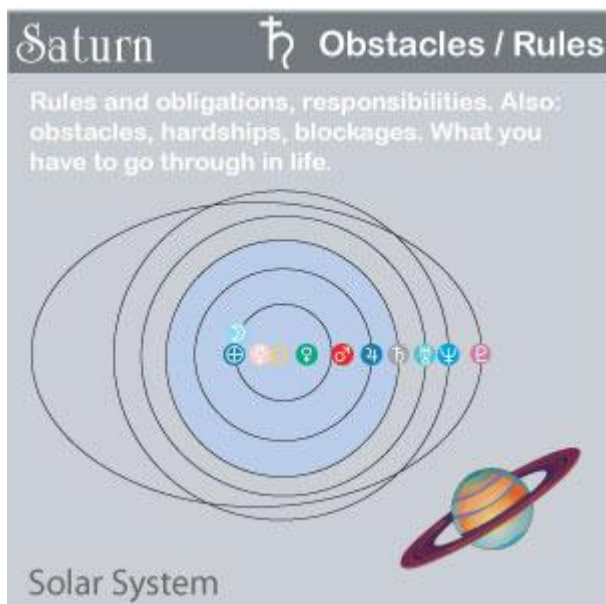
### Saturn Transits

In ancient and traditional astrology, the planet Saturn is the great malefic, confronting each of us with obstacles and defining what we have to work or pass through (the stuff that we must face) in our lives. Modern astrology is a little more kind, and sees Saturn as the great form giver, molding and shaping our lives by setting limits and boundaries that we must each negotiate. It has also been said that Saturn is the prince of the material world and rules all things physical.

The cycle of Saturn through the houses of our natal chart takes about 30 years (29.4 years), which is considered one generation. We all have heard the phrase that young people use "never trust anyone over thirty." Why this is so is a subject for esoteric astrology, but it relates to the Saturn cycle. Here we will stick to the exoteric or more obvious fact that astrologers have for centuries monitored the passage of Saturn through

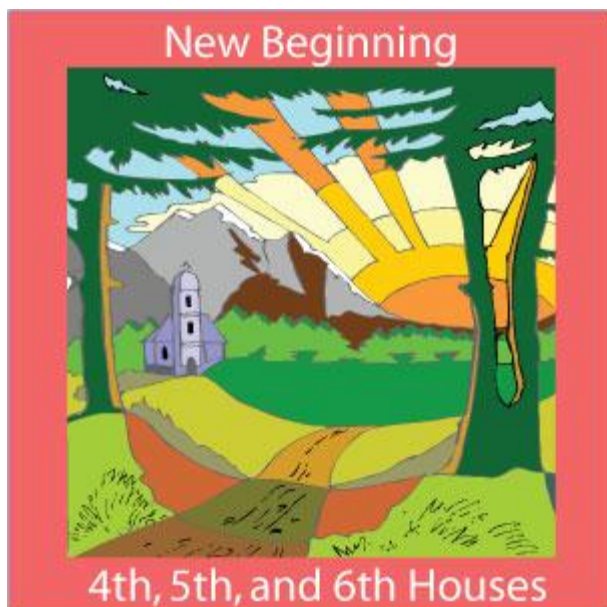
## Transits

the charts. I should add my two cents. I have used the cycles of Saturn for over thirty years, and with great satisfaction. It is one of the few astrological techniques that always work for me, and not vice versa.



### Saturn in Your Chart

To begin with, locate the position of Saturn in your natal chart by sign and house, but for what we will be doing here (in particular) by house. That is where we start, at birth. Yet Saturn keeps moving, always counterclockwise, through the houses of our chart. As it moves, it crosses over (conjuncts) the various planets in our chart, and also each of the house cusps. Most important, we want to note when it crosses one of the four angular house cusps: 1st, 4th, 7th, and 10th. These four points mark the sectors or quadrants and they have a particular meaning, which we shall look at.



## **The 2nd Sector: New Beginning**

When Saturn by transits crosses over the 4th house cusp, what is called the I.C. (imum Coelum), it enters the 2nd quadrant, and this marks a new beginning, a fresh start. The 2nd quadrant includes the 4th, 5th, and 6th astrological houses. This transit of the 4th house cusp marks the end of a period of some seven years during which Saturn was transiting the 1st quadrant - the 1st, 2nd, and 3rd houses. The 1st sector or quadrant is also called the private or obscure sector, a time when we are very concentrated or inward oriented, and in sort of a building or formative phase, working on and building ourselves. I call this 1st sector, the "Formative Sector."

When the 4th house cusp is reached, we begin to emerge from the formative sector and things gradually take off. I used to tell my students that it is like watching the snowflakes fall on the grass. For the longest time,

## Transits

the flakes fall and melt. But then, there is a point when suddenly they don't melt, but stick to the grass, hold, and start to build. Saturn's crossing of the 4th house cusp is like that, a point where, after a long time of our putting things into action, but with nothing coming back, they suddenly catch, hold, and we very slowly begin to move forward. We start to get some return out of our life investment, starting with an awareness of our self and what we have been doing. It is, however, slow, like the Sun coming up, the dawn.

What is great about this transit of the 4th house cusp is that, from that point forward, everything you do well accumulates for you. Your awareness grows, and you can actually see and feel this from day to day. Confidence from this point onward builds, and each day brings more assurance. Saturn crossing this point is a major turning point, astrologically, in this 30-year cycle.





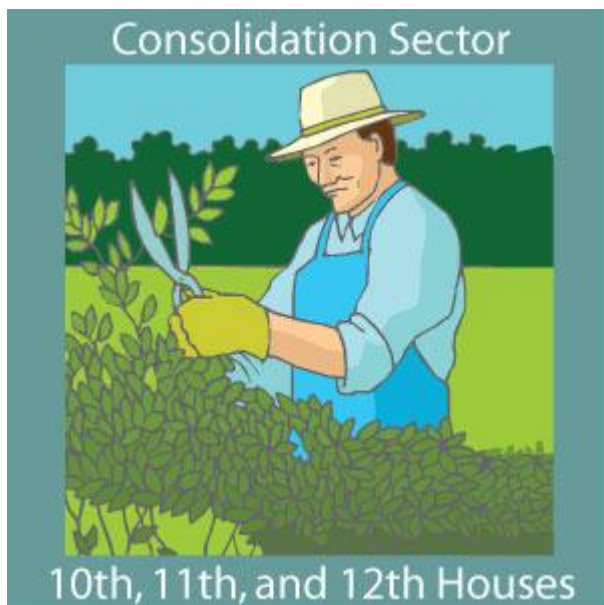
### **The 3rd Sector: Rising**

When Saturn crosses the 7th house cusp, the descendant, it leaves the lower part of the chart wheel, the first six houses, and rises into the elevated houses, those above the horizon; the 7th through the 12th. If things have gone well during the 2nd sector (houses 4, 5, and 6), then they will go even better now, as Saturn crosses over into the seventh house. This sector is the one everyone looks forward to, because not only are you on an upswing, but whatever you have been working on during the last seven years or so, suddenly comes to public attention. This is the harvest time for all your effort. Other people can see your value, appreciate what you have done. At long last, you are visible to the public. Everyone can see what you have accomplished, if in fact you have made the effort.

Saturn's transit through the 3rd sector marks a high-water mark for success, for reaping the rewards of a

## Transits

vocation or a business, and for accumulating wealth or attention - storing it away. This is when the spotlight is on you, and a good time to make hay while the Sun shines. This is the lucky third sector, Saturn transiting through the natal houses 7, 8, and 9.



### **The 4th Sector: Consolidation**

When Saturn, by transit, crosses the Midheaven or 10th house cusp, this represents the end of any physical power and influence in the chart for the last many years, whatever you have been referencing and harvesting from the last 14 years or so. This is the tip of the top, as they say, when it comes to garnering rewards. All this time, you have been looking back to what you have done and reaping whatever rewards and enlightenment from it. Now you will begin to look forward again. From the point of view of the past, all that former period is over, and will gradually go into decline, fade away in

## Transits

importance, and be forgotten. Something new will, very slowly, be getting your attention.

This 4th sector is one during which we may be consolidating and living on what we did in the past or earned up to this point. This entire 4th sector is one of gradually turning away from the outer, the physical, and toward a more inward time - monitoring a new impulse. Our interest in fame and fortune wanes, and we discover another tune, and begin to march to a different drummer. Something inside us is calling and, very gradually, we are able to listen and act on what we are sensing within us. This marks a new inspiration.

During the 4th sector, we turn away from all that we have accomplished up to that point, and take a more inward course. Inward, in the sense that we have new ideas inspiring us, and we will have to work these into the fabric of our life, before they can show on the outside and turn into something solid.

So, in this sector, we make the most of what we have built up to that point, and gradually allow the past to do just that, to pass. Meanwhile our mind is ever increasingly taken up by an inner voice, something



### **The 1st Sector: The Obscure Sector 8**

"Obscure" is Lewi's word, and it may be a tad too harsh. Perhaps, "private" or "formative" might describe it better. When Saturn hits the ascendant or 1st house cusp, this is the most abrupt or marked point of change in the entire 30-year cycle, according to the experts. The past, outer, and public life comes to an end, and is just dropped... or we let it drop away.

And it does seem a fact to me that during this 1st sector (1st, 2nd, and 3rd houses), we really are on our own in a new way. We are deep in there, deep within ourselves, and others may have a very difficult time reaching us, and offering us any help. For a time, we are somehow beyond reach, just in there on our own. We have to figure it out for ourselves.

It has been written, and it seems so, that this sector tends to be the hardest to work through for all of us. Something new or fresh is working within us, but by

## Transits

definition, it is so new that even we have little idea of what it means, much less are we able to explain or show it to others. That might be a good way to describe it: we cannot show or prove what we know to others. In this sense, it can be a very lonely period, for it pretty much defines aloneness. We are busy pouring ourselves into what we are, but nothing is coming back yet. As my teacher used to say: "Michael, we know how to get the rabbit out of the hat, but how did it get in there to begin with." Here we are putting the rabbit into the hat, all by ourselves.

This 1st sector lasts some seven years, until Saturn hits the cusp or beginning of the 4th house, after which we begin to emerge from our inward time of investment.

## Transits



### Saturn Cycle Summary

While all transiting planets follow the same counter-clockwise motion through the signs and houses of our natal chart, astrologers tend to focus on Saturn, due to the fact that it controls form - everything physical in the chart, and in the life. Saturn measures generations and its return at about 29.4 years marks the threshold of young and old, of inner and outer. Saturn marks some of the major rites of passage.

The cycle of Saturn through the houses of the chart follows the form all cycles, in going from a point of greatest vision or outside-looking-in to a point of greatest experience, inside-looking-out. The tenth house cusp is the point of greatest vision (Outside-looking-In) and the fourth house cusp is the point of greatest experience (inside-looking-out).

The left six houses (10, 11, 12, 1, 2, and 3) chart the path of Saturn going down, from the top of the chart, to

## Transits

the bottom, from an idea or impulse, to carrying that idea into actuality, building or making something of it.

The right six house (4, 5, 6, 7, 8, and 9) chart the path of Saturn progressively coming out of whatever experience was built during the first half, and increasingly becoming aware of what that experience was, and meant.

In other words, we have a thirty-year cycle, with about 14 years of investment (putting an idea into action), and 14 years of returns (getting something out of that investment). The basic structure and phases of cycles have been detailed elsewhere. Here we want to look at the placement of Saturn in the natal chart and what it can mean.

## Transits



## Your Natal Saturn

In each of our natal charts, provided we know our birth time, Saturn resides in one of the twelve houses, and it is from that point that, from the moment of our birth, it continues to move around the chart, always in a clockwise direction. Earlier in this article, we have learned of the four sectors and something about what each of them are about during the transit of Saturn to each area. Here we are looking at the idea that Saturn starts in a particular sector (and house) of your chart at the moment of your birth, and that this can tell us something about how the flow of the life can go. In other words, for some of us, Saturn may start out at the bottom of our chart, say the 4th house cusp, and go up during the first 15 years of our life, thus entering the first or obscure sector when we are around 21 years of age. This is very different than a birth chart with Saturn starting at the top of the chart, and going downward the first 15 years of the life, rising to the 7th house cusp when we are



## Transits

around 21 years old. These are very different scenarios. To make this clear, let's go over how we might look at Saturn in various parts of the natal chart.




### **Saturn on the First House Cusp 5**

If Saturn is on the ascendant, the first house cusp, or somewhere in that vicinity, this has been called the chart of an "Early Riser." This suggests that during the first years of this life, Saturn will be in the Formative Sector, very inwardly directed, as it moves through houses one, two, and three. At around 7 or 8 years of age, it will arrive at the fourth-house cusp, which always marks a major turning point, upward in the chart. From this point forward, for the next 15 or so years, Saturn will be rising in the chart, as it moves through the houses 4, 5, 6, 7, 8, and 9.

In fact, from the time Saturn crosses the fourth-house cusp (I.C.), there will gradually be an ever increasing sense of confidence that builds within the child, turning

## Transits

away from a more inward and formative time, toward a more outward and social experience. By the time Saturn reaches the 7th house cusp and moves into the upper houses, the child will be a teenager, coming into a more outward and aware time, socially, at quite an early age. This young person may very well be socially prominent, perhaps a class leader or the center of social attention. This is why this Saturn placement is called the "Early Riser."



### **The Early Riser**

This social momentum continues to rise until Saturn reaches the very top of chart, so around 21 years of age this person is flying high, having rising to some kind of fruition prominence early on. But we should also point out that as Saturn crests the top of the chart, this marks a turning point, the end of the rising part of the cycle and the beginning of a new cycle, as Saturn moves downward through the chart. Many early-riser types

## Transits

have to be counseled to let the past go, and not to attempt to drive forward, because things will not go on just as they have been - always rising.

Instead, there will a turning away from what was, the past success, and, very gradually of course, learning to listen to a new, and more inner, message, a message that will grow stronger as Saturn moves downward in the chart, eventually leading to an entirely new cycle of personal investment, and eventual return.

So it should not surprise us that at around 30 years of age, just as everyone else seems to be launched firmly in one direction or another, the early-riser types take a turn inward, going back to school so to speak, and gets busy building or investing, while others seem to be harvesting the results of their work. The result stage of the early rise is delayed until later in their 30s, when Saturn crosses the 4th house cusp once again, and begins to rise through the chart, bringing a new cycle of social prominence and the results of all the investment work.

## Transits



### **Saturn on the Fourth House Cusp**

By now you should be understanding how the Saturn cycle works to know that this early rise to outward-ness is certain to peak in the mid-teens, which the young adult is 14-15 years of age, which time it very easily could be the end of the prodigy, and the begin of another phase of life for this young person. They came up early, and they change their life direction quite early, and head off in a new direction, in this case one that is more inward.

>From the mid-teens until around the age of 21, this person is moving more away from whatever it was that came before, during their early years, and taking up some new theme or idea and working with that. In fact, around and after 21 years of age, a further deepening of intent and concentration, as they plunge into the formative sector, pouring everything into the

## Transits

development of whatever is moving them, and looking outside very little.



### **Teen Prominence**

This time of serious study or investment concludes around 30 years of age, as Saturn rounds the tip of the 4th house cusp and begins its climb upward through the chart once again. In this case, this formative period of years was experience at the last possible time for someone growing up, that is: before the age of 30, which marks Saturn's return. This second rise through the 4th, 5th, and 6th houses should be very successful and pronounced in itself, and mark a period of quickly increasing self confidence and mastery.

This will, of course, really take fire as Saturn crosses over the 7th house cusp, and above the horizon of the natal chart, bring a somewhat late, but very accomplished section of time, of prominence, success,

## Transits

and the harvesting of these many years of investment. This middle section of life will be very successful.




### **Saturn on the Descendant 7**

When Saturn is around the descendant (7th house cusp), either in the late 6th house or early 7th house, at birth, we have what we will call a "Late Bloomer," and we can explain why that is. At birth, Saturn is already not only on the rise, but crossing over (or about to) the 7th house into the most outward or successful (harvest time) part of the chart. For a toddler, this means a very happy early childhood, for sure, but other than that, there is not a lot a kid can do with early success. But note that a happy early childhood is a treasure in itself and makes for a great start on life.

Saturn will cross the top of the chart around 7-8 years of age, sending the youngster into the beginning of a much more inward time and series of years. This will reach a major turning point around 14-15 years of age, just

## Transits

when most kids are looking to learn about others, socially. In this case, we have just the reverse happening, our late bloomer is entering the formative or obscure sector, when everyone else around them is enjoying some kind of social adjustment or success.



### **The Late Bloomer**

So the years from 14 to around 21 years of age will be more inward and, for a teenager, perhaps even very lonely, because they are zigging when everyone else is zagging. During this formative sector, each of us are very much on our own, sort of out of touch with our social sense, and just about as far away from being recognized and successful as one can get. The first sector is opposite the third or social sector. In this sense, it is hard for anyone to come to our aid, because we don't know ourselves at this point. We are in an experience that we are not yet out of enough to be aware of. That idea.


## Transits

However, at 21 years of age or so, as Saturn crosses the 4th house cusp, all this changes and a much belated process of self discovery takes place, thus the title: Late Bloomer. Our late bloomer makes up for lost time, and in the strength of their early twenties increasing builds self-confidence at a rapid rate. This rapid growth takes greater fire as Saturn crests the 7th house cusp around thirty years of age and moves into what astrologers have called the most successful sector, that of harvesting - getting a return for our investment.

And we can look forward and see that around 37-38 years of age, Saturn will cross the tenth house cusp, ending this part of the success cycle, and marking the advent of yet another one.



## Saturn on the Angles




### **Saturn on the Tenth House Cusp**

Saturn on or around the tenth house cusps points to a quiet or more inward childhood and early teens. With no outward climb, the child from birth is more inwardly directed, and this grows very much stronger as Saturn crosses the 1st house cusp, somewhere around 7-8 years of age. So all the formative years, until around 14-15 years of age are very much, as the old saying goes, formative - building infrastructure. It is not social or out-turned.

Of course this changes as Saturn rounds the 4th house cusp, at 14-15 years of age, and begins its climb upward through the chart. What may have been a very inward child, becomes increasingly more outward, and this type of Saturn placement frequently become class leaders or otherwise very social, if not in their high-school years, then in their college years.

## Transits



### **Saturn 10th House**

Saturn will cross the 7th house around 21 years of age, bring this person into the most socially outward and successful years up to that point. In their early to mid twenties, things should be going great guns, and this will continue to around the age of 30 years of age, as Saturn contacts its natal position and crosses over the tenth house cusp.

At this point, there should be a turning away from the more outward recent past, and the beginning of an interest in a more inward reality, something that should gradually assert itself over the next few years.

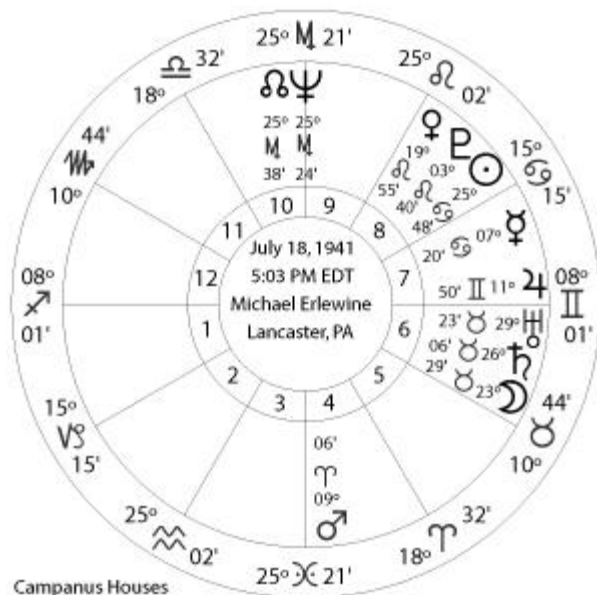
## Transits



## More Thoughts

The above scenarios should give you an idea of how to interpret the Saturn in your own natal chart. Of course, Saturn in your chart may not be conveniently placed on one of the chart angles (1st, 4th, 7th, or 10th house cusps), but somewhere else within one of the sectors. This means that you will have to adjust the dates and compensate for how far off your natal Saturn is to one of these four angles. Keep in mind that Saturn's cycle is roughly 30 years long, no matter where Saturn is in your chart, so about every seven years Saturn will be about 90-degrees farther along in the zodiac than it was at birth. This should help you come up with approximate dates when it crosses the angle.

## Transits



## Saturn Sectors

To begin with, locate the position of Saturn in your natal chart by sign and house, but for what we will be doing here (in particular) by house. That is where we start, at birth. Yet Saturn keeps moving, always counterclockwise, through the houses of our chart. As it moves, it crosses over (conjuncts) the various planets in our chart, and also each of the house cusps. Most important, we want to note when it crosses one of the four angular house cusps: 1st, 4th, 7th, and 10th. These four points mark the sectors or quadrants and they have a particular meaning, which we shall look at.



## **The 2nd Sector: New Beginning**

When Saturn by transits crosses over the 4th house cusp, what is called the I.C. (imum Coelum), it enters the 2nd quadrant, and this marks a new beginning, a fresh start. The 2nd quadrant includes the 4th, 5th, and 6th astrological houses. This transit of the 4th house cusp marks the end of a period of some seven years during which Saturn was transiting the 1st quadrant - the 1st, 2nd, and 3rd houses. The 1st sector or quadrant is also called the private or obscure sector, a time when we are very concentrated or inward oriented, and in sort of a building or formative phase, working on and building ourselves. I call this 1st sector, the "Formative Sector."

When the 4th house cusp is reached, we begin to emerge from the formative sector and things gradually take off. I used to tell my students that it is like watching the snowflakes fall on the grass. For the longest time,

## Transits

the flakes fall and melt. But then, there is a point when suddenly they don't melt, but stick to the grass, hold, and start to build. Saturn's crossing of the 4th house cusp is like that, a point where, after a long time of our putting things into action, but with nothing coming back, they suddenly catch, hold, and we very slowly begin to move forward. We start to get some return out of our life investment, starting with an awareness of our self and what we have been doing. It is, however, slow, like the Sun coming up, the dawn.

What is great about this transit of the 4th house cusp is that, from that point forward, everything you do well accumulates for you. Your awareness grows, and you can actually see and feel this from day to day. Confidence from this point onward builds, and each day brings more assurance. Saturn crossing this point is a major turning point, astrologically, in this 30-year cycle.



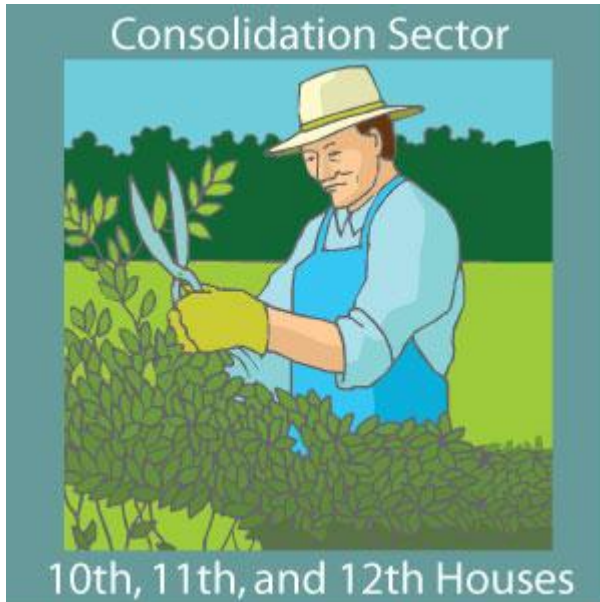
### **The 3rd Sector: Rising**

When Saturn crosses the 7th house cusp, the descendant, it leaves the lower part of the chart wheel, the first six houses, and rises into the elevated houses, those above the horizon; the 7th through the 12th. If things have gone well during the 2nd sector (houses 4, 5, and 6), then they will go even better now, as Saturn crosses over into the seventh house. This sector is the one everyone looks forward to, because not only are you on an upswing, but whatever you have been working on during the last seven years or so, suddenly comes to public attention. This is the harvest time for all your effort. Other people can see your value, appreciate what you have done. At long last, you are visible to the public. Everyone can see what you have accomplished, if in fact you have made the effort.

Saturn's transit through the 3rd sector marks a high-water mark for success, for reaping the rewards of a

## Transits

vocation or a business, and for accumulating wealth or attention - storing it away. This is when the spotlight is on you, and a good time to make hay while the Sun shines. This is the lucky third sector, Saturn transiting through the natal houses 7, 8, and 9.



### **The 4th Sector: Consolidation**

When Saturn, by transit, crosses the Midheaven or 10th house cusp, this represents the end of any physical power and influence in the chart for the last many years, whatever you have been referencing and harvesting from the last 14 years or so. This is the tip of the top, as they say, when it comes to garnering rewards. All this time, you have been looking back to what you have done and reaping whatever rewards and enlightenment from it. Now you will begin to look forward again. From the point of view of the past, all that former period is over, and will gradually go into decline, fade away in



## Transits

importance, and be forgotten. Something new will, very slowly, be getting your attention.

This 4th sector is one during which we may be consolidating and living on what we did in the past or earned up to this point. This entire 4th sector is one of gradually turning away from the outer, the physical, and toward a more inward time - monitoring a new impulse. Our interest in fame and fortune wanes, and we discover another tune, and begin to march to a different drummer. Something inside us is calling and, very gradually, we are able to listen and act on what we are sensing within us. This marks a new inspiration.

During the 4th sector, we turn away from all that we have accomplished up to that point, and take a more inward course. Inward, in the sense that we have new ideas inspiring us, and we will have to work these into the fabric of our life, before they can show on the outside and turn into something solid.

So, in this sector, we make the most of what we have built up to that point, and gradually allow the past to do just that, to pass. Meanwhile our mind is ever increasingly taken up by an inner voice, something we want to devote a lot of time to understanding.



## **The 1st Sector: The Obscure Sector 8**

"Obscure," is Lewi's word, and it may be a tad too harsh. Perhaps, "private" or "formative" might describe it better. When Saturn hits the ascendant or 1st house cusp, this is the most abrupt or marked point of change in the entire 30-year cycle, according to the experts. The past, outer, and public life comes to an end, and is just dropped... or we let it drop away.

And it does seem a fact to me that during this 1st sector (1st, 2nd, and 3rd houses), we really are on our own in a new way. We are deep in there, deep within ourselves, and others may have a very difficult time reaching us, and offering us any help. For a time, we are somehow beyond reach, just in there on our own. We have to figure it out for ourselves.

It has been written, and it seems so, that this sector tends to be the hardest to work through for all of us. Something new or fresh is working within us, but by

## Transits

definition, it is so new that even we have little idea of what it means, much less are we able to explain or show it to others. That might be a good way to describe it: we cannot show or prove what we know to others. In this sense, it can be a very lonely period, for it pretty much defines aloneness. We are busy pouring ourselves into what we are, but nothing is coming back yet. As my teacher used to say: "Michael, we know how to get the rabbit out of the hat, but how did it get in there to begin with." Here we are putting the rabbit into the hat, all by ourselves.

This 1st sector lasts some seven years, until Saturn hits the cusp or beginning of the 4th house, after which we begin to emerge from our inward time of investment.

## Transits



## Saturn Cycle Summary

While all transiting planets follow the same counter-clockwise motion through the signs and houses of our natal chart, astrologers tend to focus on Saturn, due to the fact that it controls form - everything physical in the chart, and in the life. Saturn measures generations and its return at about 29.4 years marks the threshold of young and old, of inner and outer. Saturn marks some of the major rites of passage.

The cycle of Saturn through the houses of the chart follows the form all cycles, in going from a point of greatest vision or outside-looking-in to a point of greatest experience, inside-looking-out. The tenth house cusp is the point of greatest vision (outside-looking-in), and the fourth house cusp is the point of greatest experience (inside-looking-out).

The left six houses (10, 11, 12, 1, 2, and 3) chart the path of Saturn going down, from the top of the chart, to

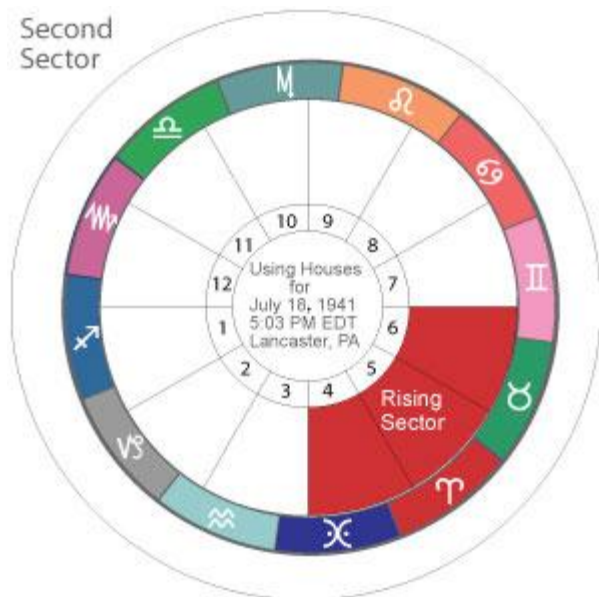
## Transits

the bottom, from an idea or impulse, to carrying that idea into actuality, building or making something of it.

The right six house (4, 5, 6, 7, 8, and 9) chart the path of Saturn progressively coming out of whatever experience was built during the first half, and increasingly becoming aware of what that experience was, and meant.

In other words, we have a thirty-year cycle, with about 14 years of investment (putting an idea into action), and 14 years of returns (getting something out of that investment). The basic structure and phases of cycles have been detailed elsewhere. Here we want to look at the placement of Saturn in the natal chart and what it can mean.

## Transits




### Saturn in the Natal Chart

In each of our natal charts, provided we know our birth time, Saturn resides in one of the twelve houses, and it is from that point that, from the moment of our birth, it continues to move around the chart, always in a clockwise direction. Earlier in this article, we have learned of the four sectors and something about what each of them are about during the transit of Saturn to each area. Here we are looking at the idea that Saturn starts in a particular sector (and house) of your chart at the moment of your birth, and that this can tell us something about how the flow of the life can go. In other words, for some of us, Saturn may start out at the bottom of our chart, say the 4th house cusp, and go up during the first 15 years of our life, thus entering the first or obscure sector when we are around 21 years of age. This is very different from a birth chart with Saturn starting at the top of the chart, and going downward the first 15 years of the life, rising to the 7th house cusp when we are

## Transits

around 21 years old. These are very different scenarios. To make this clear, let's go over how we might look at Saturn in various parts of the natal chart.



### **Saturn on the First House Cusp**

If Saturn is on the ascendant, the first house cusp, or somewhere in that vicinity, this has been called the chart of an "Early Riser." This suggests that during the first years of this life, Saturn will be in the Formative Sector, very inwardly directed, as it moves through houses one, two, and three. At around 7 or 8 years of age, it will arrive at the fourth-house cusp, which always marks a major turning point, upward in the chart. From this point forward, for the next 15 or so years, Saturn will be rising in the chart, as it moves through the houses 4, 5, 6, 7, 8, and 9.

In fact, from the time Saturn crosses the fourth-house cusp (I.C.), there will gradually be an ever-increasing sense of confidence that builds within the child, turning

## Transits

away from a more inward and formative time, toward a more outward and social experience. By the time Saturn reaches the 7th house cusp and moves into the upper houses, the child will be a teenager, coming into a more outward and aware time, socially, at quite an early age. This young person may very well be socially prominent, perhaps a class leader or the center of social attention. This is why this Saturn placement is called the "Early Riser."

This social momentum continues to rise until Saturn reaches the very top of chart, so around 21 years of age this person is flying high, having rising to some kind of fruition prominence early on. But we should also point out that as Saturn crests the top of the chart, this marks a turning point, the end of the rising part of the cycle and the beginning of a new cycle, as Saturn moves downward through the chart. Many early-riser types have to be counseled to let the past go, and not to attempt to drive forward, because things will not go on just as they have been - always rising.

Instead, there will a turning away from what was, the past success, and, very gradually of course, learning to listen to a new, and more inner, message, a message that will grow stronger as Saturn moves downward in the chart, eventually leading to an entirely new cycle of personal investment, and eventual return.

So it should not surprise us that at around 30 years of age, just as everyone else seems to be launched firmly in one direction or another, the early-riser types take a turn inward, going back to school so to speak, and gets busy building or investing, while others seem to be harvesting the results of their work. The result stage of the early rise is delayed until later in their 30s, when Saturn crosses the 4th house cusp once again, and begins to rise through the chart, bringing a new cycle of



## Transits

social prominence and the results of all the investment work.



### **Saturn on the Fourth House Cusp**

With Saturn at the bottom of the chart at birth, in or around the 4th house cusp, we have a somewhat different scenario, in that the child, from day one, is already on an upswing, moving upward through the right-hand side of the chart. So, at around 7-8 years of age, we have a very socially prominent child, already reaping some sort of success at an early age, perhaps some sort of prodigy.

By now you should be understanding how the Saturn cycle works to know that this early rise to outward-ness is certain to peak in the mid-teens, which the young adult is 14-15 years of happy childhage, at which time it very easily could be the end of the prodigy, and the beginning of another phase of life for this young person. They came up early, and they change their life direction


## Transits

quite early, and head off in a new direction, in this case one that is more inward.

>From the mid-teens until around the age of 21, this person is moving more away from whatever it was that came before, during their early years, and taking up some new theme or idea and working with that. In fact, around and after 21 years of age, a further deepening of intent and concentration, as they plunge into the formative sector, pouring everything into the development of whatever is moving them, and looking outside very little.

This time of serious study or investment concludes around 30 years of age, as Saturn rounds the tip of the 4th house cusp and begins its climb upward through the chart once again. In this case, this formative period of years was experience at the last possible time for someone growing up, that is: before the age of 30, which marks Saturn's return. This second rise through the 4th, 5th, and 6th houses should be very successful and pronounced in itself, and mark a period of quickly increasing self-confidence and mastery.

This will, of course, really take fire as Saturn crosses over the 7th house cusp, and above the horizon of the natal chart, bring a somewhat late, but very accomplished section of time, of prominence, success, and the harvesting of these many years of investment. This middle section of life will be very successful.



### **Saturn on the Descendant**

When Saturn is around the descendant (7th house cusp), either in the late 6th house or early 7th house, at birth, we have what we will call a "Late Bloomer," and we can explain why that is. At birth, Saturn is already not only on the rise, but crossing over (or about to) the 7th house into the most outward or successful (harvest time) part of the chart. For a toddler, this means a very happy early childhood, for sure, but other than that, there is not a lot a kid can do with early success. But note that a happy early childhood is a treasure in itself and makes for a great start on life.

Saturn will cross the top of the chart around 7-8 years of age, sending the youngster into the beginning of a much more inward time and series of years. This will reach a major turning point around 14-15 years of age, just when most kids are looking to learn about others, socially. In this case, we have just the reverse


## Transits

happening, our late bloomer is entering the formative or obscure sector, when everyone else around them is enjoying some kind of social adjustment or success.

So the years from 14 to around 21 years of age will be more inward and, for a teenager, perhaps even very lonely, because they are zigging when everyone else is zagging. During this formative sector, each of us is very much on our own, sort of out of touch with our social sense, and just about as far away from being recognized and successful as one can get. The first sector is opposite the third or social sector. In this sense, it is hard for anyone to come to our aid, because we don't know ourselves at this point. We are in an experience that we are not yet out of enough to be aware of. That idea.

However, at 21 years of age or so, as Saturn crosses the 4th house cusp, all this changes and a much belated process of self discovery takes place, thus the title: Late Bloomer. Our late bloomer makes up for lost time, and in the strength of their early twenties increasing builds self-confidence at a rapid rate. This rapid growth takes greater fire as Saturn crests the 7th house cusp around thirty years of age and moves into what astrologers have called the most successful sector, that of harvesting - getting a return for our investment.

And we can look forward and see that around 37-38 years of age, Saturn will cross the tenth house cusp, ending this part of the success cycle, and marking the advent of yet another one.



## Saturn on the Tenth House Cusp

Saturn on or around the tenth house cusps points to a quiet or more inward childhood and early teens. With no outward climb, the child from birth is more inwardly directed, and this grows very much stronger as Saturn crosses the 1st house cusp, somewhere around 7-8 years of age. So all the formative years, until around 14-15 years of age are very much, as the old saying goes, formative - building infrastructure. It is not social or outward.

Of course this changes as Saturn rounds the 4th house cusp, at 14-15 years of age and begins its climb upward through the chart. What may have been a very inward child, becomes increasingly more outward, and this type of Saturn placement frequently become class leaders or otherwise very social, if not in their high-school years, then in their college years.

## Transits

Saturn will cross the 7th house around 21 years of age, bring this person into the most socially outward and successful years up to that point. In their early to mid-twenties, things should be going great guns, and this will continue to around the age of 30 years of age, as Saturn contacts its natal position and crosses over the tenth house cusp.

At this point, there should be a turning away from the more outward recent past, and the beginning of an interest in a more inward reality, something that should gradually assert itself over the next few years.

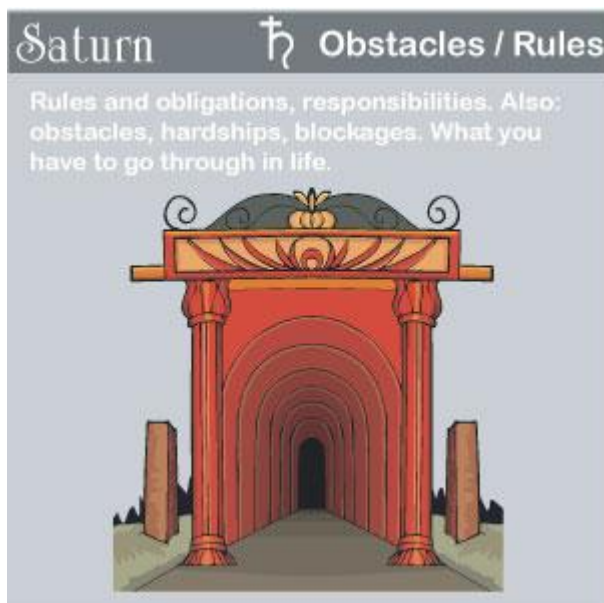


## Closing Thoughts

The above scenarios should give you an idea of how to interpret the Saturn in your own natal chart. Of course, Saturn in your chart may not be conveniently placed on one of the chart angles (1st, 4th, 7th, or 10th house cusps), but somewhere else within one of the sectors. This means that you will have to adjust the dates and

## Transits

compensate for how far off your natal Saturn is to one of these four angles. Keep in mind that Saturn's cycle is roughly 30 years long, no matter where Saturn is in your chart, so about every seven years Saturn will be about 90-degrees farther along in the zodiac than it was at birth. This should help you come up with approximate dates when it crosses the angle.



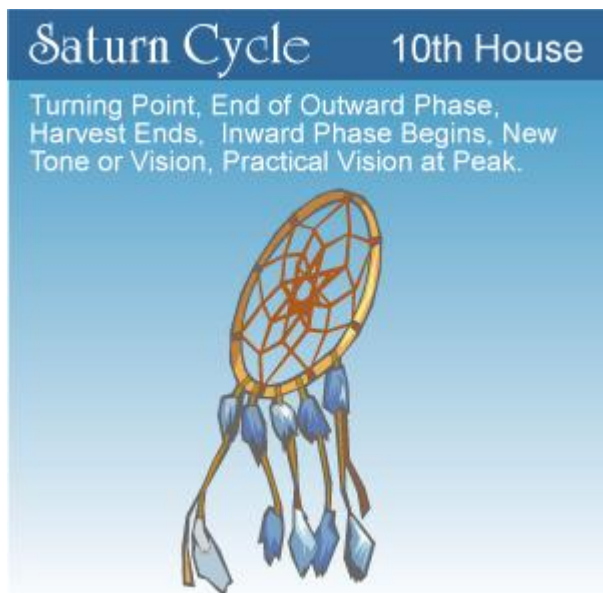
### Your Saturn Transits

Transits are the key to what is going on today in the skies, as well as how these transits reflect on your birth chart and planets. For most astrologers, the most important transit to watch is that of the planet Saturn through the twelve houses of your natal chart. Saturn, as the ruler of time and the physical form, governs pretty much all that happens, at least on the exterior. It is worth a careful study.

Saturn's 30-year trek through the twelve houses maps out the basic up and down flow of the major life events.

## Transits

Since the cycle of the houses (and signs) is a circle, it has no absolute beginning or end point, so we could start anywhere. Here, we will start at the very top of your chart, the tenth house cusp and move in the directions of the houses.



### **Tenth House Saturn Transit**

In Brief: End of rewards or harvest, beginning of investment. Turning away from the public, turning toward inner voice.

This transit marks a major turning point, the end of the long preceding cycle, and the very gradual beginning of a new cycle of experience. The tenth house cusp, the tip of the top of the natal chart, marks the peak of Saturn's rise through the chart, which starts when it crossed the 4th house cusp, and this is the beginning of its descent to meet that 4th house cusp again.



## Transits

What is being left behind, and which should be easy to see and understand, is all of the success or returns you have achieved over the last 14 years or so, whatever they may be. This last number of years saw you increasingly taking control of your life and circumstances, with the vision and clear-sightedness to make the right decisions, separate the wheat from the chaff, and gather together the rewards you have earned. These should have been years of some success, a harvesting of whatever seeds you had sown many years before. So, point one is that you are done with this period and should not expect more of the same to continue. It's done. You have made your push, sown your seeds, and reaped your return or harvest, whatever it may be. While you can expect to continue to benefit from what you have put in motion up to this point, this is NOT the time to push on or to start anything new.

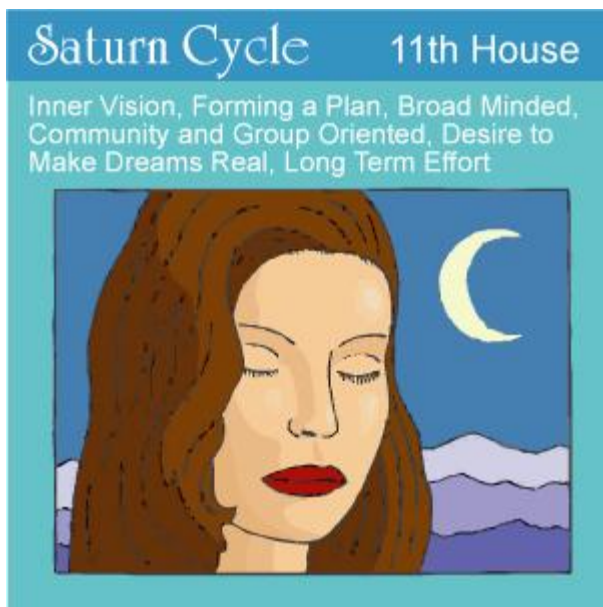
The second and more important point is that you WILL be experiencing something new, but it will be coming up from within you, not coming from the outside as you have come to expect things during these last number of years. You will absolutely want to take advantage of everything you have learned up to this point, and benefit from your success up to now, but it is key that you let go of what has driven you forward to this point, and begin to take a different and more receptive attitude.

By receptive, what is meant here is that it is time to begin listening to your own inner voice. It can be easy to ignore at first, but this inner message will grow increasingly stronger as time passes, so it is to your advantage to learn to hear it early on and to begin working with it. It will, in time, be persistent, and eventually will be unavoidable, if you do not willingly bring it forth, so you might as well go to meet your maker, in this case a new voice calling you from within. The

## Transits

outside world will increasingly become more bewildering, while this inner voice will grow stronger. The point: stop reading from the outside world, and start reading from within.

In summary, there will be a shift of perspective away from the outer, external world of success (and perhaps power) that you have enjoyed (or not) over these last seven or eight years, and a shift toward taking a more receptive (and perhaps humble) approach to life, acknowledging your own inner life. It is this inner life that will increasingly interest you, and this period marks its advent.



## **Eleventh House Saturn Transit**

In brief: A new inner direction takes hold, and becomes a plan for action.

As Saturn comes into and passes through your Eleventh House, you should, by this point, be actively listening to the inner message that began reaching you as Saturn moved into the Tenth House. Above all, this inner message brings something new into your life, perhaps more of a feeling or tone... or a simple vibration, but something that your whole being resonates to. More than anything, this new experience is something of a vision. Many see a whole new life plan at this point.

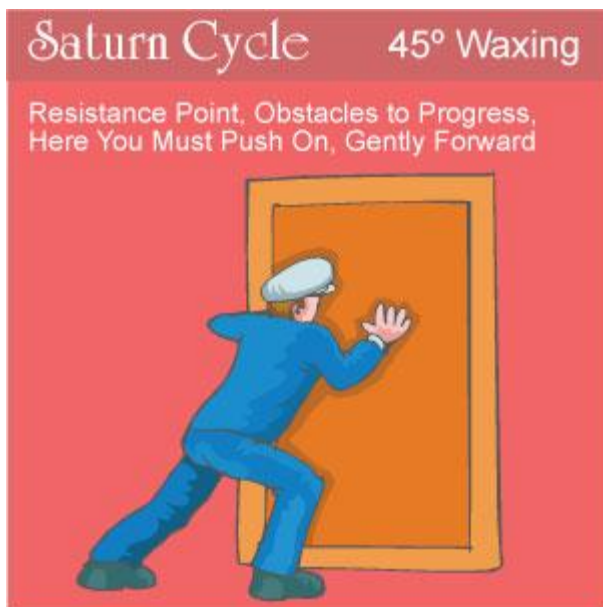
A vision is an experience or insight we have that is more real or important to us than the rest of our life surrounding it, both before and after that event. In a moment of vision, we take into ourselves or absorb seminal information that is more than we can simply

## Transits

understand with our mind. It may take weeks, months, or years to decipher and realize what it means. It is analogous to what we read about in some of the sacred texts, where they speak of receiving a secret scroll into the mind, and reading (understanding) it over time. We take in a vision, and we bring it to mind, again and again, until we have absorbed its content, until we understand it.

Saturn's transit of the 11th house is a time when we are fueled and fired by something coming from within our own mind and self, an idea, thought, plan - a strong stimulus or message of some kind. And in this house, that original stimulus or insight turns into a plan, some attempt on our part of implement whatever idea is moving us, and make it real. "For spirit must be made to matter," is a line I wrote years ago that describes what I am getting at here. We are inspired or driven to design a plan to make our inner vision real, to make it matter in our day-to-day life.

And to do that, we look everywhere around us for help, for anyone willing to move these plans forward. In this sense, we are very community minded, not particular about who can help, but embracing all and any means to make these dreams real. Here we are perhaps at our most visionary or altruistic, way beyond any selfish or personal motives, and sincerely making an effort to help make something happen.



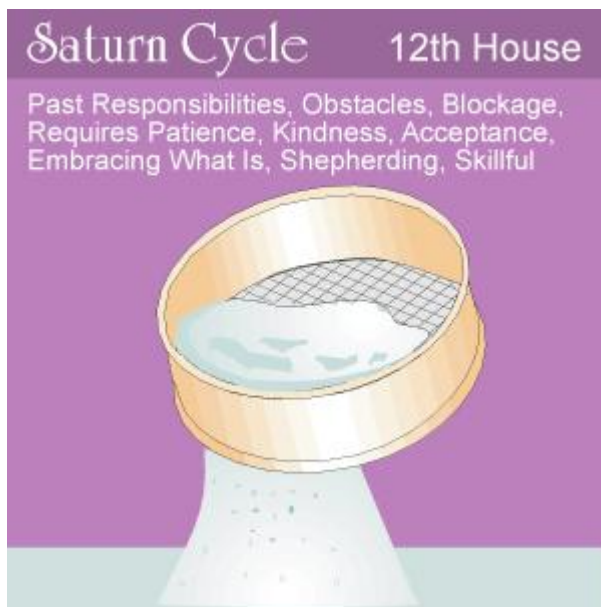
## Eleventh House (Tomb-Sign)

This is a point within the Eleventh House, at the 45-degree point from our starting point at the 10th house, which the Tibetan astrologers refer to as one of the four Tomb Signs, the center of the fixed signs. This is the point where our dreams and plans meet up with some form of resistance, whether than be material from our past that rises up to block us or whatever. The point here is: we are pushing forward, trying to implement whatever vision we have in mind and to make it real, and we run into some form of blockage that may slow our progress to a standstill. The question is: what to do at this point?

The answer is: push on. This is not a point to take "no" for an answer, and to cease and desist, perhaps giving up our effort or trying to go back the way we came. This resistance is normal and this is a point to gently, but

## Transits

firmly, push on, push past the resistance and on to implementing our vision. This is a push point.



### **Twelfth House Saturn Transit**

In brief: Meet obstacles to action with patience and kindness, for the sake of moving forward.

Saturn passing through the twelfth house, sometimes called the "House of Undoing," marks a different kind of challenge, one that requires not force, but patience and forbearance on our parts. Ever since Saturn crossed into the tenth, and during its passage of the eleventh house, we have been leaving the past of the previous cycle behind us and, increasingly, listening more to a different voice coming from within. We are now marching to the beat of a different drummer, with some life plan firmly in mind, and a will to carry that plan out into action.

## Transits

This is the last house that is above the horizon, and we are about to move into the thick of the first house, the house of action, and enter what is called the obscure or formative sector. The twelfth house can represent the test of our resolve to make our vision matter enough to get beyond the planning stages (thinking about it) and actually start making it happen in the external world.

As you might expect, as we move to action, we will have to get through whatever remains of our past that might rise to block or distract us. For most of us, this means some form of compromise, for all manner of annoyances and distractions will surround us, like gnats, and fight for our attention. At this point, descending into the sphere of argument, justification, complaining, and what-have-you, would be a major distraction and not move us toward our goal - making our dreams real.

Here what are required are forbearance, calmness, and patience. All the dues of the past rise up and want to be paid at once, and it is best to handle these distractions, one by one, as they emerge." Render unto Caesar that which is Caesar's," sort of thing. This transit typically requires not only patience, but sacrifice and the embracing of whatever is our reality, for the sake of trying to make our vision matter and to make a difference.

The twelfth house is the house of sacrifice and personal compromise, putting up with all manner of indignities, with patience, keeping our eye on the goal.



## First House Saturn Transit

In brief: The first step in making our dreams real, doing it.

Saturn to the cusp of the first house is a major event. Astrologer Grant Lewi writes of this crossing as it being perhaps the most portentous and earth shaking of the major angles. He goes on to write how, as Saturn moves into the first house, one enters what he calls the "obscure sector," seven years or so of a sort of minor oblivion. I have not found this to be true. It is a fact that in this sector we are about as far away from public praise and success as is possible, but in this sector mostly we are very, very busy. Let me describe my understanding of this transit.

As Saturn hits the ascendant, it leaves the realm of the outer or above-the-horizon houses (7, 8, 9, 10, 11, and 12) and plunges into what are called the "Personal Houses" (1, 2, 3, 4, 5, and 6), those houses under or



## Transits

beneath the horizon. We move from the world of ideas and plans, to that where plans are implemented and made real. Something happens!

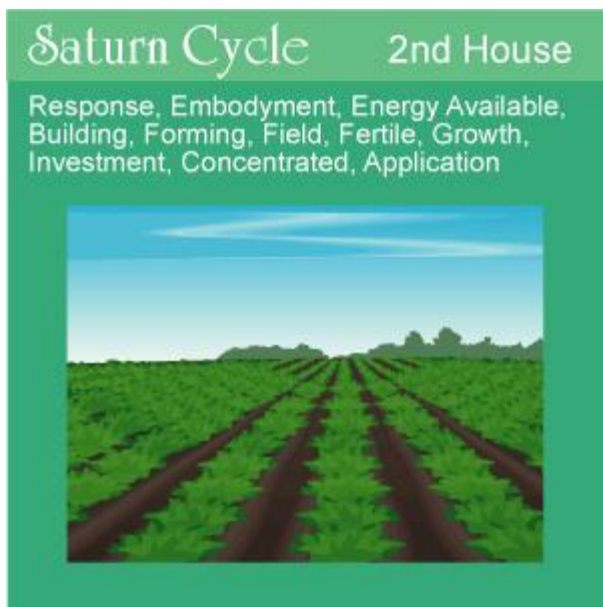
The seven years during which Saturn transited the 10th, 11th, and 12th houses, were years during which a new urge arose within us, giving way to ideas and plans that we wanted to make real. Everything that could possibly stop us rose up and blocked our way, and we had to negotiate through whatever that happened to be. We may have lost a lot of energy and even some of our will to make a difference during this journey, but the moment we enter the first house, whatever we have managed to hold together of our original impulse manifests. It appears and rises into view. This is why this point is called the ascendant or Rising Sign.

This result may be small, but it is a first step, and whatever action we have made flows over the detritus of our past and into the present as something concrete. This is the first concrete sign of our making our dreams happen.

And this point marks our plunge into doing something about our dreams, the point where we begin to walk the talk. It gets real here. And yes, this house and the next two do represent our turning away from our past, from what we have been and done, and from the social or outer environment we have been in. But it is not about our being lost in some minor form of oblivion. We are just busy, involved!

We are involved in doing something, and Saturn through the first house sees us totally involved in taking action, making it happen.

## Transits



### **Second House Saturn Transit**

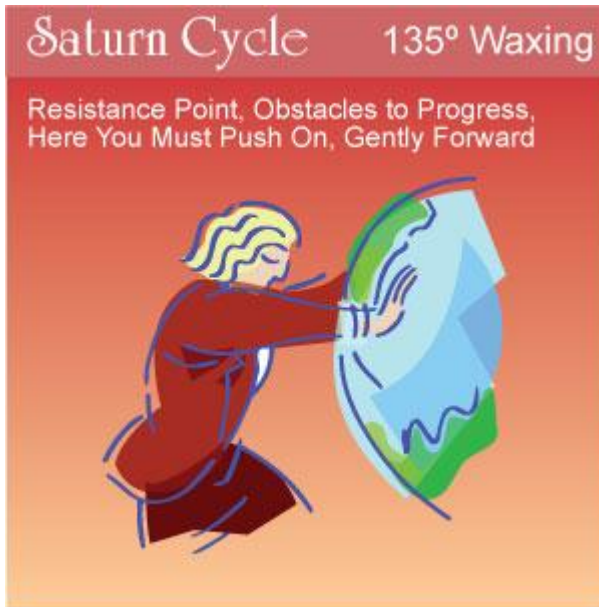
In brief: Building a vehicle.

The second house is one of real productivity, where the energy needed to proceed is at hand, and the momentum is in the direction of the fulfillment of our plans. This is the time to really lay into it, put the pedal to the medal, and drive things forward. It is another of the formative houses (1, 2, and 3), where we are investing or putting something in, rather than one of the houses for social or outward success - getting things out. We know how the rabbit gets out of the hat, but this is how the rabbit gets into the hat, through hard work and sustained effort - investment.

The second house is traditionally the house of possessions and possessing. This makes good sense, because it is here that the initial idea that was brought across into the world of action at the first house, draws around it a response, whatever body of response is

## Transits

appropriate to the idea. This is where the building gets done, the body gets formed. As mentioned, this is the formative sector, where things are built and embodied. We are fashioning a new experience.



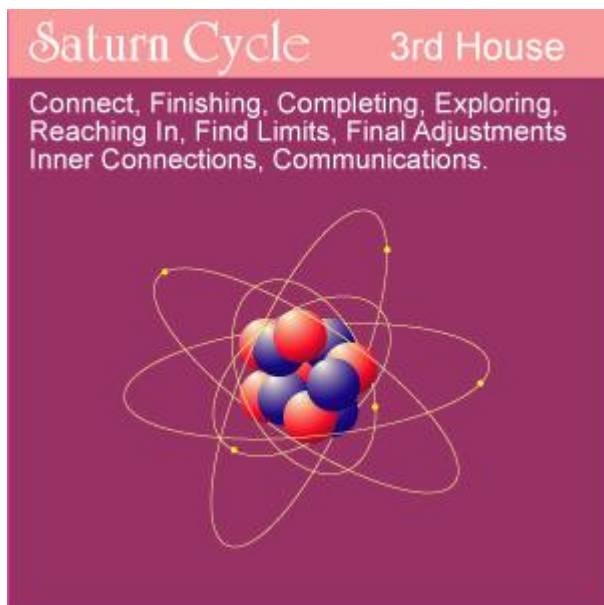
### **Second House (Tomb-Sign)**

As mentioned earlier, the 45-degree point of the fixed signs is what the Tibetan astrologers call one of the Tomb Signs. It is a sticking point, where some resistance to our efforts can be expected, so we should be prepared for it. The question is: how are we to respond to this blockage or resistance?

In this case, where we are already about as much on a roll as we will ever be, the answer is simple: press on. This is the time to take control and gently press forward. This is not a time to give up or back off. A productive time like this will not soon come again, so regardless of what appears, we should expect to continue to move forward. However, we are well past the point where we

## Transits

should be making any major new starts. We did that. For better or for worse, we are already started. For the foreseeable future, we should be guiding and finishing up (correcting?) what we have already put in motion, rather than looking to begin any major new undertaking.



### **Third House Saturn Transit**

In brief: Completing our inward push, making the connections, finishing up.

This is the 3rd and last of the houses in the formative sector, so it is mostly about finishing up and completing whatever it is we have going for us. This is not a time to undertake a major new effort, but one to connect up and make the final adjustments, put the finishing touches on what we are already working on.

And this is about as far into a project or effort as we will ever get, and as far away from receiving credit or acknowledgement as we can get. We are deep in there,

## Transits

working on the inside, from within the project, which is our life. If we are thinking "lonely" or separated, then this is as far away from common kindness and recognition as we are likely to get. We are on our own here, fashioning our own future, for better or for worse. We are too far in to see out, so we can feel very isolated.

Here is where we do the detail or finishing work. The main bulk of the growth or productivity is over. At this point, we are making all the connections, going into it as far as we will get, exploring our creation down to the last detail. This is as totally involved in something as we can ever get. We are nearing the 4th house cusp, which marks the end development for us - the physical limits of our efforts.

## Transits



### **Fourth House Saturn Transit**

In brief: The living end or experience.

The fourth house marks the end work, the result, of all our effort over the last 14 years or so. It has been one long period of investing on our part, always putting more in, and never getting anything back. And the thing that we have most put in all this time is our very self; "We" have gone in there in person or gotten deep in there, and there has so far been no return from there, no return for us. And the major return from this point onward will be our self. We will return from this very inward-directed period of time. That return starts here, as Saturn crosses the 4th house cusp.

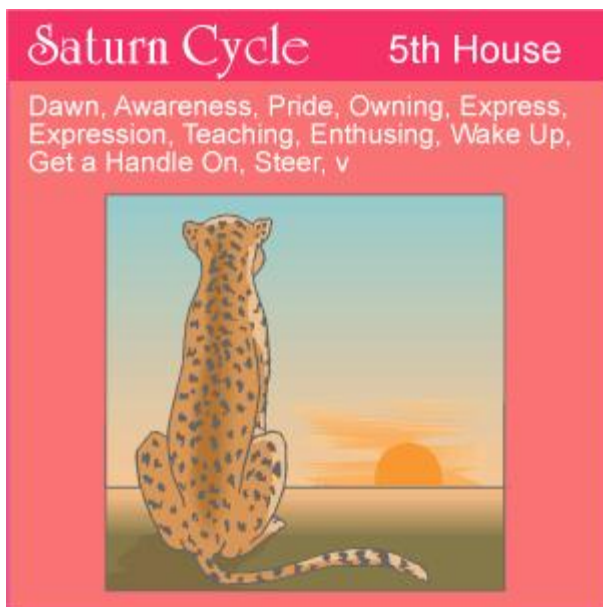
This crossing marks the farthest point of our complete involvement and the living experience of being deep in there. In the cycle of the signs, the tarot card for the fourth sign, Cancer, is called "The Chariot," and that fits, for here is the pure ride of the senses, the living end

## Transits

(our self) of all this investment and work - our experience. This is it, and marks a major turning point, upward in the chart. From this point, we will gradually begin to emerge or come out, and become aware of what we have been in and going through all these last years. Awareness begins to dawn here, although very, very slowly at first. Our life is changing.

And although it tends to be very gradual, each passing day brings increasing awareness. It is like the Sun coming up, or winter turning into spring, very slowly, but always there is more light. This transition marks the end of all the years of our effort and investment. We have put the rabbit into the hat; now we can begin to take it out. And, above all, keep in mind that it is we who are coming out. If anything is coming out of all of this, it is our self. We begin to discover our self and what we have done, who we are.

Saturn at this point in the chart begins to rise, and that rise will take some 14-15 years, until it crests at the 10th house cusp, and these are years when we can increasingly take charge of our own life, for our understanding and awareness of our self and how to use what is available to us in the world grows during this time. Our manipulating skills increase: We slowly will learn to use the world and everything in it.



## **Fifth House Saturn Transit**

In brief: Growing awareness and ownership.

If the fourth house was more of the pure thrill of experience, with perhaps a gradual sense of growing awareness and confidence in ourselves. Then as Saturn passes into the fifth house, that confidence grows into a real awareness, as we begin more to get hold of and grasp the nature our own experience, who we are and what we have just been through. Here we start to get a handle on and to develop awareness of what we have been going through all these many years, as Saturn moved down through the first three houses.

That experience is over and, as we move through the fifth house, our understanding and awareness of what we have been through continues to increase. This is a process of discovery, in this case self discovery, or at least a growing awareness of our self and what we have been through the last seven or eight years. We are

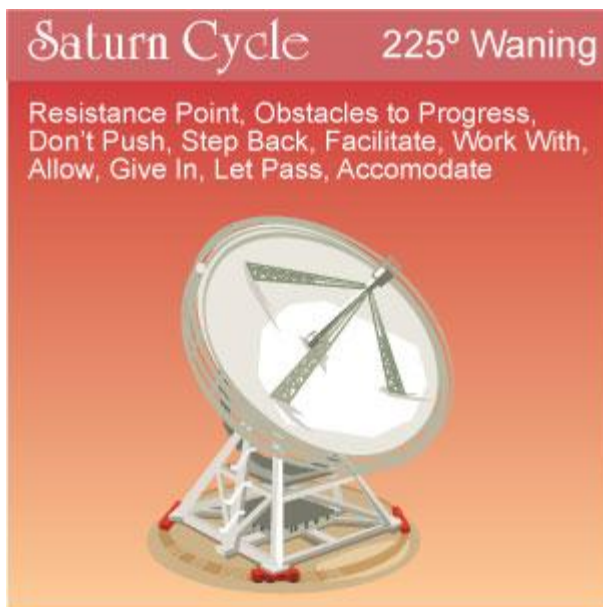


## Transits

coming out of that period, and are just catching on to what it all meant. It is like waking up. We have a growing sense of confidence, ownership, and even pride in who we are and what we have done and been through. This new sense of confidence may not yet be apparent to those around us (the world can't yet see us), but it is very clear to the most important person, our self. We feel a confidence that has been missing for many years. We know we are on an upswing.

And all of this is very fresh and exciting for us. We are proud of what we have been through, and who we are becoming, and this is something that we may want to express and share with those around us. This can be a period of years when the teacher or enthusiast within us may reach a high-water mark, resulting in an outpouring of creative expression, whether in some artistic form or through teaching and expressing our experience to others. We are on fire and can't contain our enthusiasm.

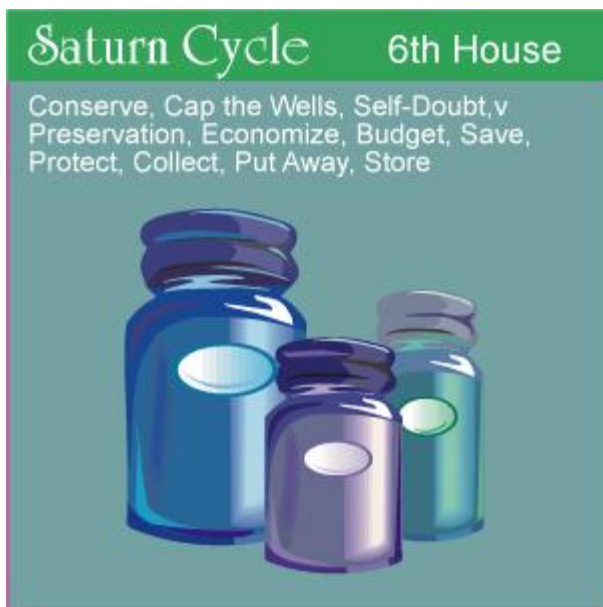
## Transits



### **Fifth House (Tomb Sign)**

The 45-degree mark in this sector, what the Tibetans call the Tomb Sign, is one of the four major resistance points in the 30-year cycle, where push may come to shove. Some obstacles may appear. And this is a time for action, but not a time to push on ahead. The push or move we want here is not a step forward, but rather a step back. This is not a point to be aggressive or to force things forward, when we feel blocked, but one to give in, to make allowances, to act by accepting, by facilitation. As the Bible says, "This came to pass." Well, here is a point to let whatever came to pass, just pass. Step out of the way. Don't confront it.

## Transits



### **Sixth House Saturn Transit**

In brief: Caring for our self.

As Saturn passes through the sixth house, the awareness that began to dawn in the fourth house, and the growing self confidence that built through the fifth house, begins to be tempered, and to slow down. The rabbit is out of the hat, and that first flash of exhilaration has died away, and is not as strong now, as it was then. The initial rush of enthusiasm as we discover ourselves, which we shared so freely with everyone, is now more like a trickle than a geyser, and our thoughts turn toward maintaining, rather than any further gratuitous outreach. It is not that we are into a downswing, but just that that first flush of enthusiasm has passed. The bloom is off the rose.

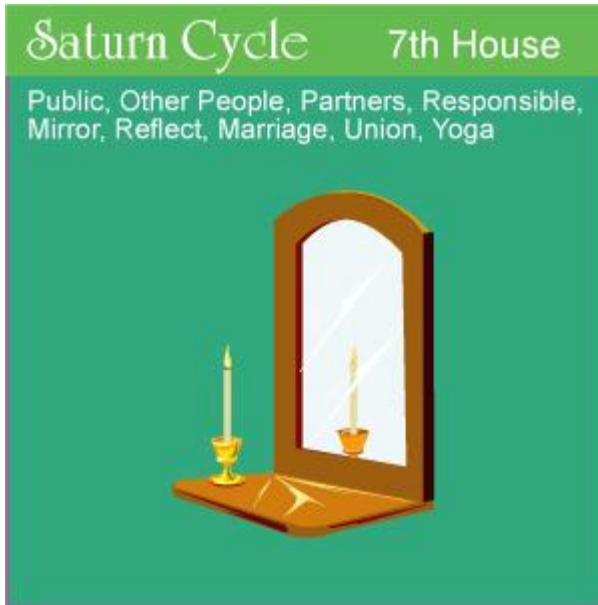
Saturn is still rising through the chart, and we continue to become more in control of our self with each passing day, but we have lost that initial rush of energy, which is

## Transits

only natural. It is like being at a party, when you realize you are not having as much fun as you were an hour before, and you find your thoughts turning to more mundane matters, like going home or getting a cup of coffee. That is what is happening, but here on a much larger scale.

What was previously done with sheer enthusiasm is perhaps now done quite methodically, and has become almost routine. It is much like when we experience a new-found sense of ourselves, some kind of breakthrough, and assume that we will have that kind of strength from this day forward, only to find that it too was a passing phase in an endless cycle, as we come down from it, back to our old self. Here too, there is more a sense of coming down to earth, taking care of the details, and in general being more conservative.

So the overall experience is a growing awareness that the fullness of the experience, whatever it was, will not last, and that some attempt to preserve, conserve, and protect our resources is in order - a "we won't live forever," sort of thing. All of the above gives way to an interest in healing, taking care of what we already have, and looking to stockpile or prepare for that rainy day.



## Seventh House Saturn Transit

In brief: Become less personal, more objective, and embrace others as same.

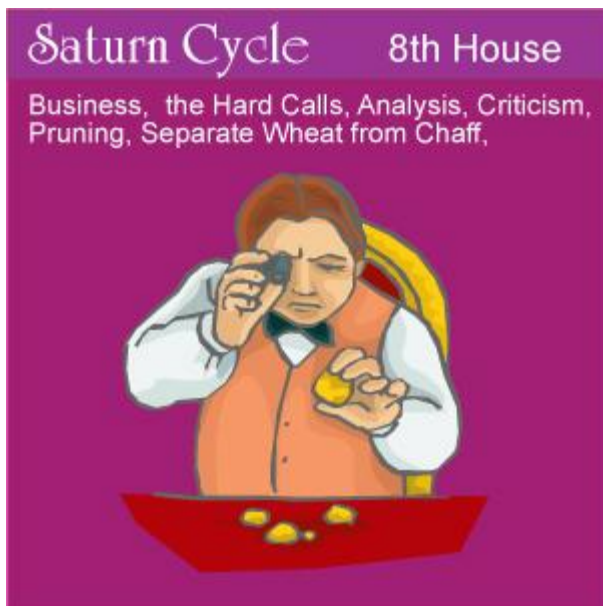
Saturn's transit of the 7th house cusp (the descendant) carries the upswing beyond what are called the personal houses (lower half of chart) and into the impersonal or public houses (upper half). This is one of the four angles and thus a major turning point, a separation from a more internal and purely personal experience, and an opening out into a more public or outward time. From this point onward, as Saturn climbs toward the Midheaven, we move beyond our personal fears and history, and begin to identify with what we share and have in common with all other beings. Here we begin to respond to others, and to reflect others. This is the house of partners, marriage, and union, for we have let go of our personal ties, since we have understood that, by itself, we are not going any farther.

## Transits

We have pushed it as far as it will go, and it is time to let it go, take what we can from it, and rise on. As we turn away from a purely personal focus, we discover the world of other people and cooperation. We take a less personal and more objective view of life.

This is considered by many to be the favored sector, because it is here that we become objective enough to actually make clear and impartial choices, one's not based solely on our selfish interests. Here we begin to reap our rewards, for better or for worse. The outer and external world appears, and our personal existence (the lower six houses) is somehow left behind or takes a back seat to a more public or cooperative life - we partner.

It is from this point forward that we draw whatever conclusions we can from this entire cycle of existence, for we are moving out and socially upward, and ever more able to see what is useful from what is non-essential. This is the house of responsibility, and it is here that we can fully respond, perhaps for the first time, to whatever we have been and done. We take responsibility, in that we can get our arms around and somehow step outside our personality. This is the opposite point from the ascendant, which is considered by astrologers to be the most personal point in the chart. If that is so, then this is the most impersonal or public point in the chart, where everything is seen and shared, where we reflect.



## **Eighth House Saturn Transit**

In brief: Removing the excess.

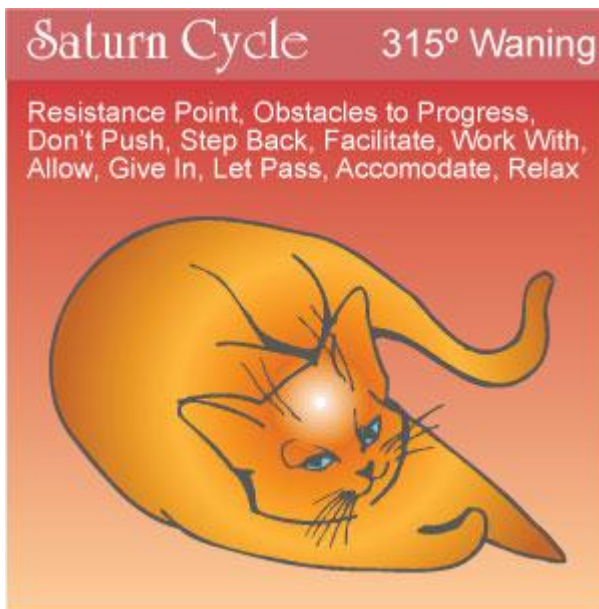
Saturn's transit of the eighth house takes us even farther from the body of our personal experience, and gives us still greater powers of observation and analysis. This indeed is the house of business, if by business we mean making the right calls, picking the winners from the losers, separating the treasure from the trash. This will be a time when we are at our sharpest, in a business sense, when we have enough analytical powers to know what is good for us and what to avoid, a talent we may have sorely needed up to this point.

This is the point where we strip bare any misconceptions and illusions we may have had about ourselves, exposing the naked bare bones of whatever reality we do have. There is very little sentimentality

## Transits

here. This is about getting down to the nitty-gritty and making the tough calls.

This is not a time to start new things or to push for change, but one to withdraw wisely, and to reap whatever we can, to accrue the results, and to appraise our situation with a cold eye to the future. We are talking Aikido here, not Judo, about taking advantage of the forces already in motion, rather than taking new initiatives. We are manipulators, not the manipulated.



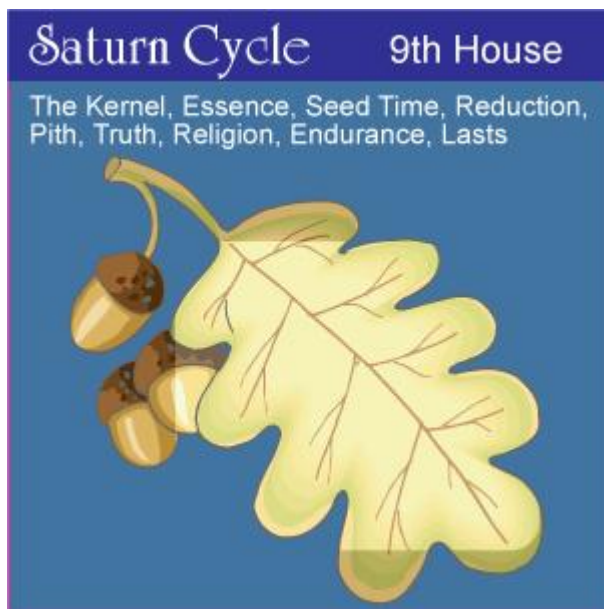
### **Eighth House (Tomb Sign)**

The 45-degree point in this house is what the Tibetans call one of the Tomb Signs, a point where we should expect some kind of resistance or obstacles in our path. Our response here to being blocked should be very passive, making way (instead of opposing), accommodating, and making room for whatever is an obstruction to pass out of the system. Give way. This is



## Transits

not a point to start new projects, or to take any action other than the action of helping things to pass.



### **Ninth House Saturn Transit**

In brief: Encapsulation.

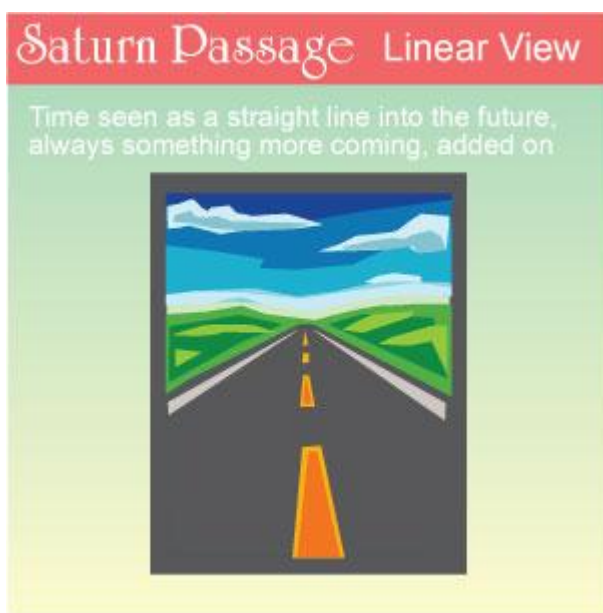
As Saturn moves into and through the Ninth House, we complete our withdrawal from the entire previous cycle. We have moved out of and beyond that experience, and we are drawing whatever conclusions we can from it. We are in fact concluding it, for it is winding down to the very end. We are beyond the observation so clear in the seventh house, and finished using our analytical powers as we did in the eighth house. We are down to seeds and stems, as they say, picking the kernels of truth from the chaff, and hanging on to them.

We try here to keep the essence, be it wisdom or reality, of everything we have been through, and what remains, good or bad, will be the seeds for our next cycle. We are

## Transits

talking here of essential things, of the things that endure, whatever lasts longest, the very truth (for us) itself. This truth kernel that we have accumulated is what must serve to start our future. It is the seed essence of our experience.

As Saturn crosses the 10th house cusp, that seed sprouts or releases its message, perhaps so very deep within us that we can, at first, only feel it as a vibration - like a bell ringing within us.



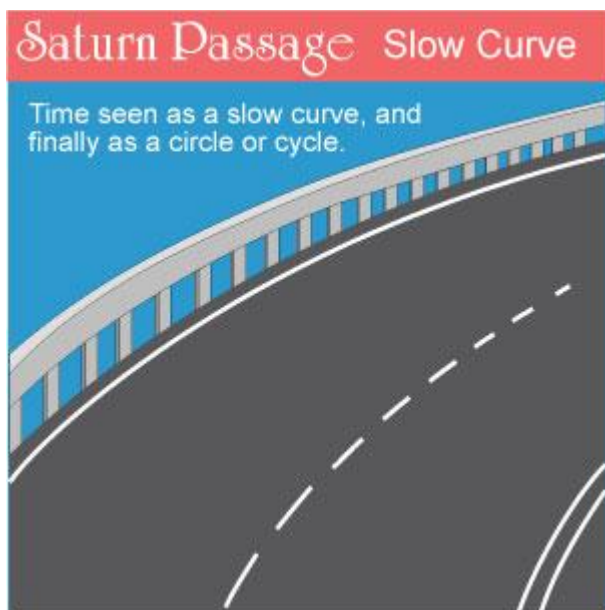
### The Saturn Passage

There is nothing as fresh as "first time," and it is the first round of Saturn, culminating at age 30, when all of this is so new. Until Saturn makes its first return, completes its cycle, and begins repeating itself, we have no possible idea of limits, for Saturn is the limiter. Until Saturn completes its cycle, that limit is not obvious. Our sense of time before the first Saturn return is essentially eternal. It has no limits and it seems to us that we can

## Transits

and will live forever, for time has not yet appeared on the horizon, much less touched us.

Each year of our life before that first Saturn return appears linear, and time stretches out toward the future in what looks to be a straight line. We cannot yet see that the straight line to our future is a slow curve that will come full circle, and with it a sense of responsibility - the gradual knowledge there is nowhere particular we are going. Life and its circumstances for those under thirty is somehow always new.




### **The Slow Curve**

And this appears true for all the planets: until that planet has completed its first circle or cycle during our life, we have no way to really "get it," to understand the nature of that planet, for we have not seen or experienced (consciously or unconsciously) in this particular life all of what it represents. But when it does make its circle, turns to repeating itself, and starts going over the same

## Transits

part of the zodiac again, we begin to get it. At that point, Saturn's entire orbit is now part of our personal life experience, and things are much more likely to crop up that we have seen or experienced before. We then begin to sense that we have been over this ground before. In a very real way, once a planet completes its cycle and begins to repeat itself, it becomes part of our internal life experience, in fact: in a very real sense, it IS our inner life. And this is true for Saturn, most of all, for it governs the form and circumstances each of us faces in our lives.



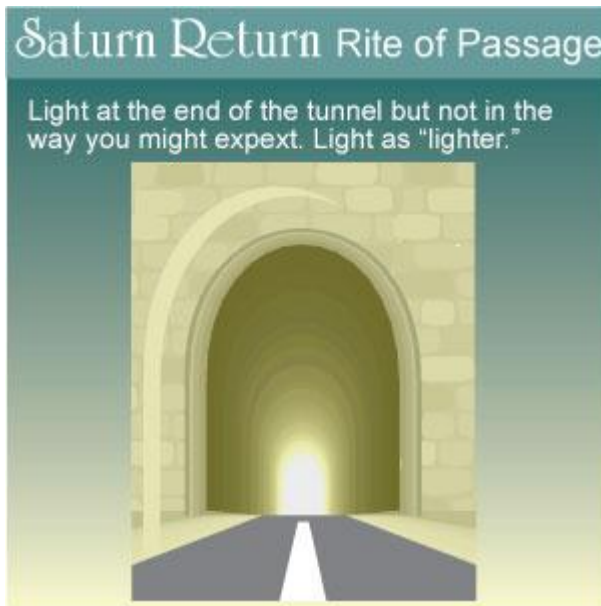
### **The Closed Circle**

So, this Saturn return at around 30 years of age is a very important event, astrologically. In a very real way, this is the turning point around which the entire life rotates. This is what is called a climacteric event, a true rite of passage, and we all go through it. As my teacher told me, "Michael, we are ALL initiates. It is only a

## Transits

matter of to what degree." In the case of the Saturn return, since we all do experience it, then the only difference has to do with our awareness of this great life event.

Are we aware of what we are going through? If we passed through it years ago, can we develop now an awareness of what that event means? These are questions worth asking.




### **Awareness of the Saturn Return**

If we live long enough, we each have our Saturn return, rich and poor alike. And luckily, this is something we can learn about and become aware of before, during, or after the actual return. It is most difficult to explain this concept to people who have not finished their first Saturn return. Sure, they can grasp it intellectually, but they have no idea what you (or they) are talking about. It just does not register. They may think they get it, but it is all intellect.

## Transits

When someone is approaching or going through their Saturn return, it is much easier to get his attention, and to point out what we have been describing here. And, of course, easiest of all, but still not a slam dunk, is telling someone about this event, later in their life. It is a little like the Tibetan Book of the Dead, where you read to the dead or dying about their travels in the after-life realms. One can only present this incredibly helpful concept, and try to point it out well enough that the listener can get it, and see it for themselves, alive and all around them.



### Forever Young

This concept is useful for many reasons; chief among them perhaps is that once you understand that the physical factory, so to speak, stops at thirty years of age, you stop looking so much to the future for something else to come along. You stop thinking linear. We begin to look a lot closer to home, somewhere near or in the present, with plenty of reality checks in the past. Just ask any older person and they can tell you that they do not feel as old as they look, but stopped aging, inside, many years before. Inside, they are still young, and will always be.

And you will find that different people stop aging at different ages. Some are still teenagers, others in their early or late twenties, and so forth. No one is over thirty, ever. That is the physical law of Saturn, remember? As for myself, I figure that inside I am still 25 years old, and have never aged a day over that. It is like that part of

## Transits

me died or stopped aging back then and everything since then is part of my afterlife - life after that point. Whatever may be the case, I am a certain age inside and, although I am almost 65 in the mirror, I have not changed since a particular day back in 1967. When I think of myself, I think back to then, to that day. Before that, I was different, and didn't really know myself. After that day, I had at least some idea of who I was. When we begin to see our self, that event marks the time I am speaking of.



### **The Turning Point**

If you understood what was presented above, then you know that our view of life changes as we age. There is life before and after our Saturn return. Before that return, we are always looking forward and we have very little sense of time being limited. We are young and it seems like we will live forever. And ideas of death are very far off.



## Transits

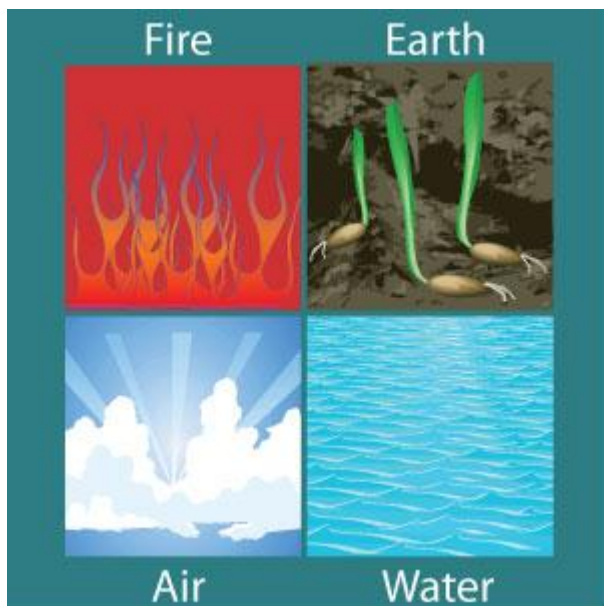
After the Saturn return, as we move into our thirties and forties, all this gradually changes, and at some point we will even find ourselves looking back at a time when we were physically in more perfect shape, and so forth. We do an about face and begin to value things that before we always took for granted, like health and physical strength - simple, but essential things.

So there very definitively is in life what we can call a "turning point," and the Saturn return around the age of 30 years marks where that point occurs. Up to that point, life has always promised us more, and by continuing in that line or direction, we got more. This simple fact leads to the false assumption that life is a line and that by traveling into the future, we can somehow get more. After the age of thirty, this is not the case. As we peer along that line into the future, we can very clearly see that in a physical way, we will not get more, but less. This is a fact.

This fact leads to revising our idea of what life is and offers, and the straight line to the future no longer seems to hold all the answers. It leads downhill. Soon or later in our thinking, we reach a turning point, where it is we who turn away from seeing life as a line going somewhere we want to go, and begin to cast about for other perspectives, other ways of seeing all this.

## Major Chart Patterns

### Basic Chart Factors



### The Four Elements

The elemental balance goes way back in the history of astrology, and refers to the elements associated with the twelve signs of the zodiac: Fire, water, Earth, and Air. There are three fire signs, three water signs, three earth signs, and three air signs. The lights (Sun and Moon) and the eight planets naturally are placed in the twelve signs, each of which is an element. When you tally up the total of the planets in the various signs (and elements), you have the elemental balance.

In most cases, a person will have more of one element and less of another and this balance (or lack thereof) is traditionally interpreted. Here is how it works:

In a word, there are the haves and the have-nots. That element you have the most of represents what you **HAVE TO DO** or have to use in your life, and the quality

## Major Chart Patterns

of that element says something about gifts or talents you have.

By the same token, those elements you lack or want in your chart, are areas where you may need more experience. These are the elements you want and you probably have a natural thirst for these qualities. So, we can say:

We DO WHAT WE HAVE TO DO

And

WE BECOME WHAT WE WANT.

Those qualities we are strong in are what we HAVE TO DO, and those we are weaker in may interest us very much, and we turn toward that or we BECOME WHAT WE WANT. We all want to become what we want.

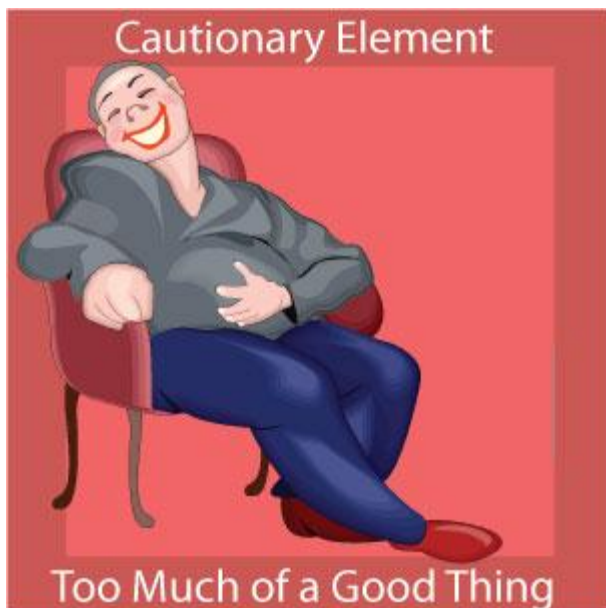
## Major Chart Patterns



### **Luck Element 7**

The element that you have the least of, is the one you "want" most, and this is called your lucky or Luck Element. The reason why this element is the key to your luck or success is because only when you find or get this element more into your life, will your birth chart approach any kind of balance. It is only when there is a sense of elemental balance in the chart that real success or progress can be made. Getting this element more into your life can become crucial to progress. The things we don't have can be the keys to our success.

## Major Chart Patterns



### **Cautionary Element**

By the same token, one would think that having a lot of something was only a blessing, and never a problem. When it comes to balancing elements, this is not always the case. Every element is essential to having an overall balance. Having a lot of one element means, of course, that you are very strong in that element. At the same time, and this is the caution, one must be careful not to overuse or dominate with that element, at the expense of other elements you have less of. In fact, it is the weakest elements in your chart that are considered your Luck Element, because without them, you can never reach a balance.

## Major Chart Patterns



## List of Signs and Elements

### **FIRE SIGNS**

Aries

Leo

Sagittarius

### **WATER SIGNS**

Cancer

Scorpio

Pisces

### **EARTH SIGNS**

Taurus

Virgo

Capricorn

## Major Chart Patterns

### **AIR SIGNS**

Gemini

Libra

Aquarius



### **The Fire Element**

The element of fire brings just that, pure "fire" and forward motion, a spirited effort into our lives - making a go of it. The Fire Element is what gets us into motion, moving us off the starting block and out into midstream on any project, large or small. Fire is that light in our eyes that signals that we always have the will and energy to just jump in and forge ahead. Fire is our driving force.

## Major Chart Patterns



### **Want Fire - Your Luck Element**

This chart wants fire, so it may be hard for you to put the pedal to the metal, and just get up and going in life. You may tend to lay back, postpone taking action and making continued effort, and just hope good things come to you.

Sooner or later, this lack of fire is something you may have to come to terms with, and this missing ingredient in your makeup makes it the Luck Element in your chart. Fire is lucky for you, because when you acquire that element, it will automatically bring your entire chart into balance. When a chart is balanced, all things are furthered and progress and success is assured.


So, to bring balance into your chart, you want to find ways to invoke fire. You can read and study about it, ponder on it, and gradually learn how to capture some of that element and build it into your life. For starters, you may want to include fire's red color in your wardrobe or around the house. You could go to where



## Major Chart Patterns

the action is, whether that is extreme sports, or any pursuit that will show you how start things and just jump in and go.

Whatever the case, as you learn to incorporate fire, to literally become fire, this element will be the key or luck element, unlocking your entire natal chart.



### **Have Fire - Your Cautionary Element**

You have an abundance of water and fellowship, more than the average person, enough probably for several folks. This is both a blessing and a curse, and here is why. On the one hand, you will never lack for friends, and your touchy-feely approach to things insures you always feel a part of the life around you. Your natural empathy and sense of compassion makes it easy for you to sense music, acting, and probably all of the arts. You are emotionally adept and always know just how you feel. And, of course, this quality is a valuable one to have - being compassionate. It is natural to you.

## Major Chart Patterns

On the other hand, water can sometimes be a cause for caution, because too much water and you drown, which might just be your getting lost in a sea of your own making, so easy does it. It is good to have a lot of something, but too much can be just as challenging as too little. So, use awareness to control your aggressiveness, and take a close look at the element you most want. Balance is the key to success, neither too little of something nor too much.



### **The Water Element**

The Water Element is what unites us, dissolving all our differences, and bringing solutions to life's sometimes hard problems. Water means emotions and feelings, the ability to feel this way or that way about something. Compassion and kindness toward others, and perhaps even ourselves belongs to the element water. Without water, we feel alone. The dewdrop slips into the shining sea.

## Major Chart Patterns



### **Want Water - Your Luck Element**

This chart wants water, so it may be hard for you to feel a part of things, to feel in contact and a part of things with those in life around you. You may often end up feeling isolated and alone - an island. You may feel hard-hearted and cool, when inside you want to let go and say "Yes!"

Sooner or later, this lack of water is something you may have to come to terms with, and this missing ingredient in your makeup makes it the Luck Element in your chart. Water is lucky for you, because when you acquire that element, it will automatically bring your entire chart into balance. When a chart is balanced, all things are furthered and progress and success is assured.

So, to bring balance into your chart, you want to find ways to invoke water. You can read and study about it, ponder on it, and gradually learn how to capture some of that element and build it into your life. For starters, you may want to include water's blue (or cooling) colors

## Major Chart Patterns

in your wardrobe or around the house. You could always do something as blatant as taking up swimming or sailing - getting out on the water. The key here is to find ways to let go, and shove off where you may be now stuck, and trust yourself to float out across the water.

Whatever the case, as you learn to incorporate water, to literally become water, this element will be the key or luck element, unlocking your entire natal chart.



### **Have Water - Your Cautionary Element**

You have an abundance of water and fellowship, more than the average person, enough probably for several folks. This is both a blessing and a curse, and here is why. On the one hand, you will never lack for friends, and your touchy-feely approach to things insures you always feel a part of the life around you. Your natural empathy and sense of compassion makes it easy for you to sense music, acting, and probably all of the arts. You are emotionally adept and always know just how

## Major Chart Patterns

you feel. And, of course, this quality is a valuable one to have - being compassionate. It is natural to you.

On the other hand, water can sometimes be a cause for caution, because too much water and you drown, which might just be your getting lost in a sea of your own making, so easy does it. It is good to have a lot of something, but too much can be just as challenging as too little. So, use awareness to control your aggressiveness, and take a close look at the element you most want. Balance is the key to success, neither too little of something nor too much.



### **The Air Element**

The Air Element brings space and understanding into our life, and is what allows us to grasp a situation all at once, and get the big picture. With air, we can step back from our more personal musings and take an objective viewpoint. This element puts the power of the mind, ideas, and thoughts at our fingertips. Air understands.

## Major Chart Patterns



### **Want Air - Your Luck Element**

This chart wants air, so when it comes to having confidence in your ability to grasp so-called abstract concepts, you may encounter problems. You could be the one with the puzzled look on your face, when all around you are nodding their heads to the teacher. It can be hard for you to get the overall gist of things, the "big picture."

Sooner or later, this lack of air is something you may have to come to terms with, and this missing ingredient in your makeup makes it the Luck Element in your chart. Air is lucky for you, because when you acquire that element, it will automatically bring your entire chart into balance. When a chart is balanced, all things are furthered and progress and success is assured.

So, to bring balance into your chart, you want to find ways to invoke air. You can read and study about it, ponder on it, and gradually learn how to capture some of that element and build it into your life. For starters,

## Major Chart Patterns

you may want to include air's white or light colors in your wardrobe or around the house. You could always do something as blatant as taking up sky-diving, or even daring to climb tall buildings and look out at space. When studying and learning, you may have to work hard to build confidence in your own ability to grasp concepts. You may find that half the problem is your fear of not understand, and once you give that up, the ideas come normally.

Whatever the case, as you learn to incorporate air, to literally become air, this element will be the key or luck element, unlocking your entire natal chart.



### **Have Air - Your Cautionary Element**

You have an abundance of air and conceptuality, more than the average person, enough probably for several folks. This is both a blessing and a curse, and here is why. On the one hand, you have confidence in your own mind and your ability to learn and grasp what may be to others highly abstract subjects. And you can use all of

## Major Chart Patterns

this learning and skill at seeing the big picture to better yourself. And, of course, this quality is a valuable one to have - being mentally skillful. It is a talent.

On the other hand, air can sometimes be a cause for caution, because too much air and you can over-intellectualize, get too picky, and end up making desert-dry land out of an ordinary conversation. The intellect is a good guide to action, but no substitute for the actual experience itself. It is good to have a lot of something, but too much can be just as challenging as too little.

So, use awareness to control your intellectuality, and take a close look at the element you most want. Balance is the key to success, neither too little of something nor too much.



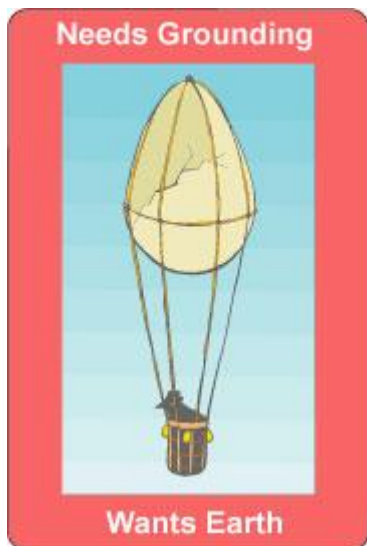
### **The Earth Element**

The element earth is all about being practical, getting down to the nitty-gritty or, for that matter, just getting down to earth. With your feet solidly on the ground, you naturally have good common sense, and probably



## Major Chart Patterns

always find some way of getting some use out of any situation. This brings a real talent for business of all kinds.



### **Want Earth - Your Luck Element**

This chart wants earth, so when it comes to getting down to business, you are not naturally very practical, and probably could use a few pointers. And this includes something as simple as good old common sense. On the day-to-day level of getting things done and taking care of business, you may come up short.

Sooner or later, this lack of earth is something you may have to come to terms with, and this missing ingredient in your makeup makes it the Luck Element in your chart. Earth is lucky for you, because when you acquire that element, it will automatically bring your entire chart into balance. When a chart is balanced, all things are furthered and progress and success is assured.

So, to bring balance into your chart, you want to find ways to invoke earth. You can read and study about it,

## Major Chart Patterns

ponder on it, and gradually learn how to capture some of that element and build it into your life. For starters, you may want to include earth's browns and red colors in your wardrobe or around the house. You might want to take a symbolic plunge and plant a garden, just to get your hands in the soil - down to earth. The idea here is to get your hands dirty, working out very practical solutions. Become the handyman around that house. That sort of thing. Whatever the case, as you learn to incorporate earth, to literally become earth, this element will be the key or luck element, unlocking your entire natal chart.



### The Qudruplicities

Dividing the zodiac signs into three parts, The Triplicities, is part of traditional astrology. There are three sets of four signs, called: Cardinal, Fixed, and Mutable, as Follows.

### CARDINAL SIGNS

Aries

## Major Chart Patterns

Cancer

Libra

Capricorn

### **FIXED SIGNS**

Taurus

Leo

Scorpio

Aquarius

### **MUTABLE SIGNS**

Gemini

Virgo

Sagittarius

Pisces

## Major Chart Patterns



### **Cardinal Signs**

The Cardinal Signs (Aries, Cancer, Libra, and Capricorn) mark the four corners of the zodiac, marked by the two equinoxes and solstices. Cardinal signs are the initiators in the zodiac, always taking the initiative and the first to move and start things. If you need a jump start or a kick in the pants, you can always count on a cardinal sign to come through for you. These are the leaders of the zodiac, the entrepreneurs.

## Major Chart Patterns



### **Want Cardinal Signs**

You have a shortfall of Cardinal signs, and therefore naturally want or lack them. This can manifest in many ways, such as being somewhat slow to get things moving, not feeling it is your position to make the first move and initiate things, but preferring to let someone else start things, and just follow along.

There is nothing wrong with this but, sooner or later, situations will arise that demand that you take action, and sooner rather than later. There is also another factor, that this lack of cardinal signs throws your whole chart off balance, to some degree. This makes the cardinal signs and qualities lucky for you, since by invoking them and bringing them into your life, you bring your chart into balance. Every step toward balancing your chart is a step to progress and a successful (yup, and balanced) life.

So you may want to consider how you can best bring this quality more into your life. You could spend time

## Major Chart Patterns

with some self-starters and see how they operate, or make a point of trying new things, putting yourself in situations where you have to make the first move, and reach out. As unnatural as this might feel at first, every small step you take in this direction will be a giant step forward for your life balance, and that is the key to success.



### **Above Average Cardinal Signs**

You have more than your share of get-up-and-go, and are probably a natural entrepreneur. You enjoy making the first move and starting things. It is natural for you. Having an excess of this only means that you might have to develop a little awareness when it comes to being more gentle and not always hogging the show. Look toward what qualities you want or lack and see if you can bring them along.

## Major Chart Patterns



### **Fixed Signs**

The Fixed Signs (Taurus, Leo, Scorpio, and Capricorn) are the heart and hub of the wheel in the zodiac, where things stay or stick. The buck stops here. Fixed signs are dependable, stubborn, and are not afraid to block your way in you cross them. They are more like a closed door, than an open window. These are the 'tough guys' of the zodiac.

## Major Chart Patterns



### **Want Fixed Signs**

When it comes to staying the course and plain old stick-too-it-ness, you may at times fall a little short. You may have difficulty just planting your two feet in the ground and standing up against whatever the obstacle of the day can be. Rather than tough it out, you may prefer to be more skillful and find ways to get around a one-on-one confrontation.

There is nothing wrong with this but, sooner or later, situations will arise that demand that you take a stand and go eyeball to eyeball, and this may actually benefit you. There is also another factor, that this lack of Fixed signs throws your whole chart off balance, to some degree. This makes the fixed signs and qualities lucky for you, since by invoking them and bringing them more into your life, you bring your entire chart into balance. Every step toward balancing your chart is a step to progress and a successful (yup, and balanced) life.



## Major Chart Patterns

So you may want to consider how you can best bring these fixed qualities more into your life. It may be as simple as closing your door to a few folk who take advantage of you. Or perhaps, in small ways, you can begin saying "No!" and standing up for yourself. Go ahead, be a part of the problem for a change. As unnatural as this might feel at first, every small step you take in this direction will be a giant step forward for your life balance, and that is the key to success.



### **Above Average Fixed Signs**

When it comes to blocking the door, being stubborn, and with perhaps just a little bit of the bully, you shine. You are naturally tough and can take a lot more of the hard knocks that life can bring than the average guy. When you say "No!," folks tend to get out of your way. All of this may work for you most of the time, but take care not to become more a part of the problem, than the solution. It is one thing to protect, another to become something that has to be removed. Look toward what

## Major Chart Patterns

qualities you want or lack and see if you can bring them along.



### **Mutable Signs**

The Mutable Signs (Gemini, Virgo, Sagittarius, Pisces) are the communicators and go-betweens in the zodiac. Above all, they are flexible and pliant, able to bend with the wind and still stand tall. They work around you, rather than through you, and use skillful means rather than brute force. Unless they want you to, you won't even know they are there.

## Major Chart Patterns



### **Want Mutable Signs**

You naturally lack or want mutable signs, and have less of these than others. This could manifest simply as a lack of flexibility or skillfulness on your part. You may at times be the bull in the china shop, or lack in finesse and subtlety. In other words, you may appear too obvious and lack some of the finer social graces. Look to what signs you have most of for symptoms of how you may appear to others.

There is nothing wrong with how you are, but sooner or later situations may arise that demand that you exercise a more skillful touch, perhaps blend into the background just a little. There is also another factor, that this lack of mutable signs throws your whole chart off balance, to some degree. This makes the mutable signs and qualities lucky for you, since by invoking them and bringing them more into your life, you bring your entire chart into balance. Every step toward balancing your chart is a step to progress and a successful (yup, and balanced) life.

## Major Chart Patterns

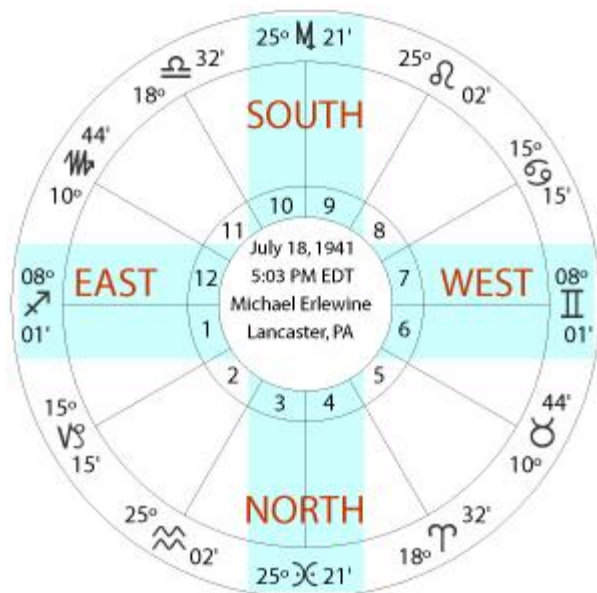
As far as getting more of what you want or lack, it could start with the awareness of this as a possible problem, and efforts on your part perhaps to be more considerate and to tread with less of a heavy foot. Perhaps adding a little refinement to your style, and a lighter touch will bring more of these qualities into your life. Balance means success.



### **Above Average Mutable Signs**

When it comes to having a light touch, you sometimes are hardly there at all. You are perhaps too subtle and can at times be just too refined for everyday life. You may appear to others to float by like the clouds above and hardly ever touch the ground. Obviously, the remedy for this is simply to invoke and develop some of the qualities you lack, in particular, the solidity of the fixed zodiac signs and the in-your-face quality of the cardinal signs.

## Major Chart Patterns



### Hemisphere Balance

The astrological chart has traditionally been divided into halves, East and West, and North and South, which makes four halves in all, one each on the right and left side of the chart, and one each on the top and bottom of the chart. These are called hemispheres. What we want to know is which of these hemispheres or halves have the most (or the least) planets in them. In other words, we may have one (or more) of the hemispheres with more planets, and another with few or no planets, and both of these configurations mean something and are interpreted.

The hemisphere with the least planets is considered key to bringing balance into our chart, and we would do well to study what those qualities are and learn something more about them.

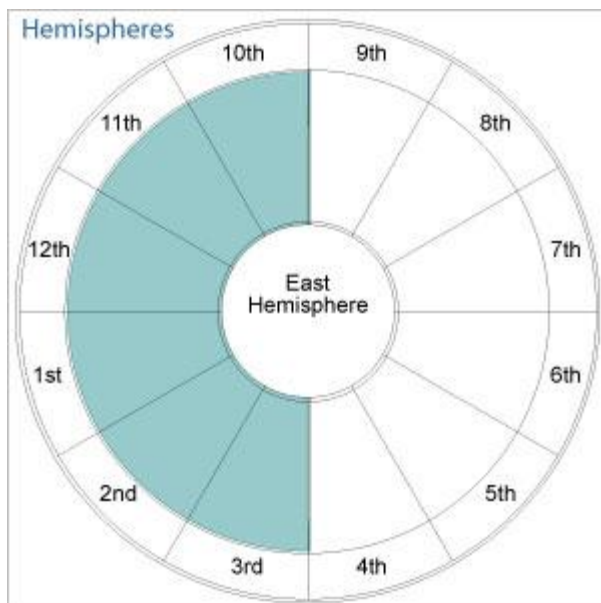
## Major Chart Patterns



### **East Hemisphere**

An emphasis of planets in the East Hemisphere suggest you are a giver, more than a taker, one who takes the first step into action, rather than one who responds to action. In other words, in your case, Mohammed goes to the mountain, rather than the mountain coming to Mohammed. Don't wait for things in life to come your way, and to fall into your lap, but rather go out and get them. Take the initiative.


## Major Chart Patterns



### **Wants East Hemisphere**

You want or lack planets in the East Hemisphere, which suggest that you are more used to receiving than giving. You let things come to you, rather than going out to get them. To bring your chart into balance will require that you reverse this trend, and learn to take the initiative, and to give rather than wait to receive. The more you can be a giver, the more success and harmony you will have.

## Major Chart Patterns

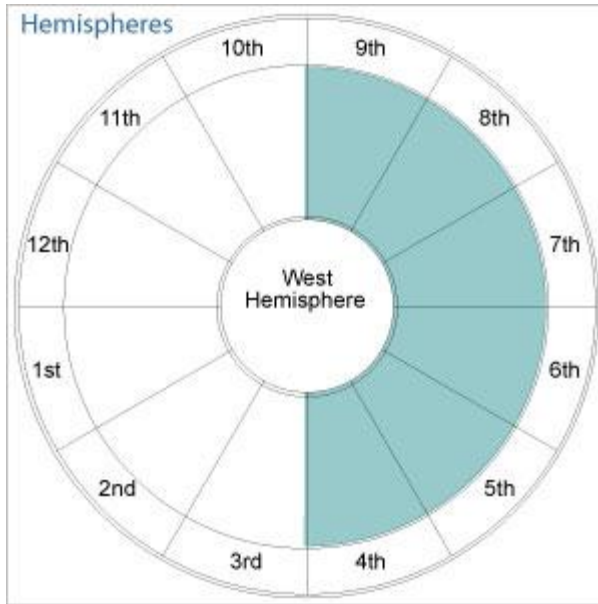


### **West Hemisphere**

An emphasis of planets in the West Hemisphere suggest that you are more a receiver than a giver, more passive than active. Things you need in life tend to come to you, rather than your having to go out and seek them. You practice aikido, rather than judo. In your case, the mountain comes to Mohammed, rather than vice versa.



## Major Chart Patterns



### **Wants West Hemisphere**

You want or lack planets in the Western Hemisphere and this suggest that you tend to be more active, more of a go-getter, and perhaps even rush or push things, and seldom relax and let things come to you. To balance this chart, you would have to reverse this process, and learn not to demand or push so hard, and rather to have patience and let things come to you.

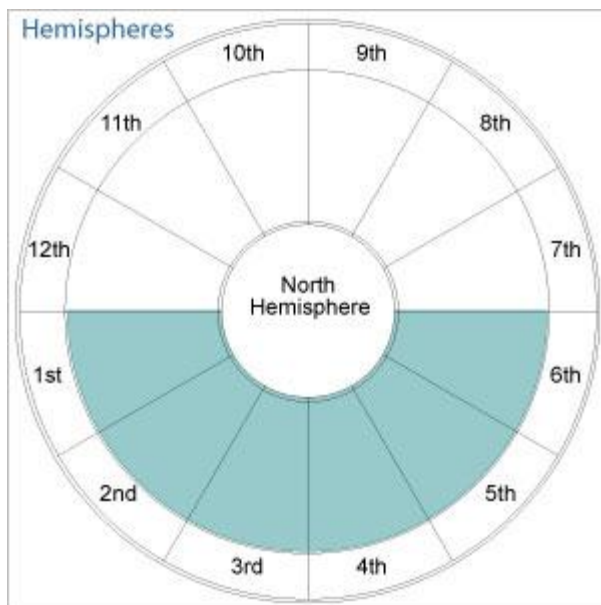
## Major Chart Patterns



### **North Hemisphere**

An emphasis of planets in the North Hemisphere suggest that you value your privacy and tend to be more subjective, more to yourself, than you are a public personality. You may even feel uncomfortable out in the public, and would rather see, than be seen.

## Major Chart Patterns



### **Wants North Hemisphere**

You want or lack planets in the North Hemisphere, which suggests that your natural state is to be more outgoing, and more public, and probably to push aside or even close-off your more personal side. You keep private matters private, and perhaps even in the closet. This is an imbalance, and to bring your chart into harmony, you would have to reverse this trend, and learn to enjoy being alone and sharing your personal feelings and facts with others.

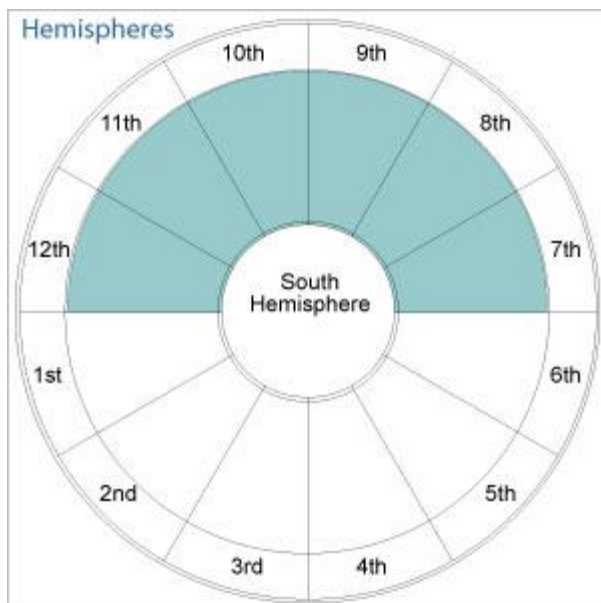
## Major Chart Patterns



### **South Hemisphere**

You have an emphasis of planets in the South Hemisphere, and this suggests that by nature you are outgoing, probably very much a public person, used to being seen by others, and very much a presence in a social situation. You are not retiring or private.


## Major Chart Patterns



### **Wants South Hemisphere**

You want or lack planets in the Southern Hemisphere, which suggest that you may, by nature, be a more subjective and private person, much more comfortable seeing than being seen, and definitely not at home in the public eye and under scrutiny. To correct this imbalance, would require that you make it a habit to venture out more, take chances, and learn to be comfortable in public, being seen as well as seeing.

## Major Chart Patterns



### **Dignities**

Here we are entering into a more contentious area of astrology, that of sign rulership, the essential dignities and debilities of The Lights and planets in the various signs. The various planets are considered stronger in some signs than in others. In fact, there is a whole pecking order that is usually divided into four parts called the Essential Dignities and Debilities: Rulership, Detriment, Exaltation, and Fall.

## Major Chart Patterns

Sign Rulership			
♈	Aries	♂	Mars
♉	Taurus	♀	Venus
♊	Gemini	☿	Mercury
♋	Cancer	☾	Moon
♌	Leo	☼	Sun
♍	Virgo	☿	Mercury
♎	Libra	♀	Venus
♏	Scorpio	♂	Mars
♐	Sagittarius	♃	Jupiter
♑	Capricorn	♄	Saturn
♒	Aquarius	♄	Saturn
♓	Pisces	♃	Jupiter

(Ancient Rulership)

### Rulership

A planet is said to be dignified when it is in the sign that it rules. Like an emperor or dignity, a planet is strengthened or more powerful when in its rulership. Thus Mars in Aries is the most powerful position for Mars in the signs, and so forth. Mars rules the sign Aries.

## Major Chart Patterns

Sign Rulership			
♈	Aries	♂	Mars
♉	Taurus	♀	Venus
♊	Gemini	♀	Mercury
♋	Cancer	☾	Moon
♌	Leo	☼	Sun
♍	Virgo	♀	Mercury
♎	Libra	♀	Venus
♏	Scorpio	♂	Mars
♐	Sagittarius	♃	Jupiter
♑	Capricorn	♄	Saturn
♒	Aquarius	♄	Saturn
♓	Pisces	♃	Jupiter

(Ancient Rulership)

### The Ancient Rulership

To make things more complicated, there are two systems of rulership commonly used in Western astrology, what is called the original or "Ancient System," and what is termed the "Modern System." The difference between these two systems has to do with the introduction of the modern or outer planets, Uranus, Neptune, and Pluto. Where to put them in the rulership hierarchy?



## Major Chart Patterns

Sign Rulership	
♈ Aries	♂ Mars
♉ Taurus	♀ Venus
♊ Gemini	☿ Mercury
♋ Cancer	☾ Moon
♌ Leo	☼ Sun
♍ Virgo	☿ Mercury
♎ Libra	♀ Venus
♏ Scorpio	♇ Pluto
♐ Sagittarius	♃ Jupiter
♑ Capricorn	♄ Saturn
♒ Aquarius	♅ Uranus
♓ Pisces	♆ Neptune

(Modern Rulership)

### The Modern Rulership

In the Modern Rulership, Pluto replaces Mars as the ruler of Scorpio, Uranus replaces Saturn as the ruler of Aquarius, and Neptune replaces Jupiter as the ruler of Pisces. Otherwise, the other planet's rulerships remain the same.

We should point out that more and more modern astrologers do not use the rulerships at all, in particular the astrologers using the Uranian and Cosmobiology techniques. They don't even use the signs.

Another important astrologer, L.E. Johndro, declared both the ancient and modern rulerships more or less rubbish, and put forward a very complex system of sign rulership of his own.

It is my understanding that more and more modern astrologers do not use rulerships at all.

## Major Chart Patterns

♈	Aries	☉	Sun
♉	Taurus	☾	Moon
♊	Gemini	♊	N.Node
♋	Cancer	♆	Neptune
♌	Leo	— — —	
♍	Virgo	☿	Mercury
♎	Libra	♄	Saturn
♏	Scorpio	♅	Uranus
♐	Sagittarius	♁	S.Node
♑	Capricorn	♂	Mars
♒	Aquarius	☿	Mercury
♓	Pisces	♀	Venus

### Exaltation

Only slightly less important than sign rulership is when a planet is exalted, that is: in the sign of its exaltation. A table of exaltation is included in the diagram above. The very well-known astrologer William Lilly wrote that if a planet is in its sign of exaltation, in particular if it is in an angular house (1, 4, 7, and 10), it is said to be especially strengthened, may even give the possessor a haughty arrogance, one who "affirms more unto himself than is his due."

## Major Chart Patterns

Sign Detriment	
♈ Aries	♀ Venus
♉ Taurus	♂ Mars
♊ Gemini	♃ Jupiter
♋ Cancer	♄ Saturn
♌ Leo	♅ Uranus
♍ Virgo	♆ Neptune
♎ Libra	♂ Mars
♏ Scorpio	♀ Venus
♐ Sagittarius	☿ Mercury
♑ Capricorn	☾ Moon
♒ Aquarius	☼ Sun
♓ Pisces	☿ Mercury

### Planets in Detriment 2

If a planet is in the opposite zodiac sign from the one that it rules, this is said to weaken the strength of that planet in the chart, and this condition is termed in Detriment. Included above is a table of the signs, and which planets are in detriment in them.

## Major Chart Patterns

Sign Fall	
♈ Aries	♄ Saturn
♉ Taurus	♅ Uranus
♊ Gemini	♁ S.Node
♋ Cancer	♂ Mars
♌ Leo	☿ Mercury
♍ Virgo	♀ Venus
♎ Libra	☼ Sun
♏ Scorpio	☾ Moon
♐ Sagittarius	♁ N.Node
♑ Capricorn	♆ Neptune
♒ Aquarius	— — —
♓ Pisces	☿ Mercury

### Planets in Fall

If a planet is in the opposite zodiac sign from the one it is exalted in, this is said to greatly weaken the strength of that planet in the chart, and this condition is termed the planet's Fall. Included above is a table of the signs, and which planets are in Fall in for each sign.

Rulerships and the Essential Dignities are something you will have to experiment with yourself to see if they are useful or not for your work.

## Major Chart Patterns

Sign Rulership			
♈	Aries	♂	Mars
♉	Taurus	♀	Venus
♊	Gemini	☿	Mercury
♋	Cancer	☾	Moon
♌	Leo	☼	Sun
♍	Virgo	☿	Mercury
♎	Libra	♀	Venus
♏	Scorpio	♂	Mars
♐	Sagittarius	♃	Jupiter
♑	Capricorn	♄	Saturn
♒	Aquarius	♄	Saturn
♓	Pisces	♃	Jupiter

(Ancient Rulership)

Rulerships/ 0884

Here we are entering into a more contentious area of astrology, that of sign rulership, the essential dignities and debilities of The Lights and planets in the various signs. The various planets are considered stronger in some signs than in others. In fact, there is a whole pecking order that is usually divided into four parts called the Essential Dignities and Debilities: Rulership, Detriment, Exaltation, and Fall.

### Rulership

A planet is said to be dignified when it is in the sign that it rules. Like an emperor or dignity, a planet is strengthened or more powerful when in its rulership. Thus Mars in Aries is the most powerful position for Mars in the signs, and so forth. Mars rules the sign Aries.

## Major Chart Patterns

Sign Rulership			
♈	Aries	♂	Mars
♉	Taurus	♀	Venus
♊	Gemini	♀	Mercury
♋	Cancer	☾	Moon
♌	Leo	☼	Sun
♍	Virgo	♀	Mercury
♎	Libra	♀	Venus
♏	Scorpio	♂	Mars
♐	Sagittarius	♃	Jupiter
♑	Capricorn	♄	Saturn
♒	Aquarius	♄	Saturn
♓	Pisces	♃	Jupiter

(Ancient Rulership)

### The Ancient Rulership

To make things more complicated, there are two systems of rulership commonly used in Western astrology, what is called the original or "Ancient System," and what is termed the "Modern System." The difference between these two systems has to do with the introduction of the modern or outer planets, Uranus, Neptune, and Pluto. Where to put them in the rulership hierarchy?

## Major Chart Patterns

♈	Aries	♂	Mars
♉	Taurus	♀	Venus
♊	Gemini	☿	Mercury
♋	Cancer	☾	Moon
♌	Leo	☼	Sun
♍	Virgo	☿	Mercury
♎	Libra	♀	Venus
♏	Scorpio	♇	Pluto
♐	Sagittarius	♃	Jupiter
♑	Capricorn	♄	Saturn
♒	Aquarius	♅	Uranus
♓	Pisces	♆	Neptune

(Modern Rulership)

### The Modern Rulership

In the Modern Rulership, Pluto replaces Mars as the ruler of Scorpio, Uranus replaces Saturn as the ruler of Aquarius, and Neptune replaces Jupiter as the ruler of Pisces. Otherwise, the other planet's rulerships remain the same.

We should point out that more and more modern astrologers do not use the rulerships at all, in particular the astrologers using the Uranian and Cosmobiology techniques. They don't even use the signs.

Another important astrologer, L.E. Johndro, declared both the ancient and modern rulerships more or less rubbish, and put forward a very complex system of sign rulership of his own.

It is my understanding that more and more modern astrologers do not use rulerships at all.

## Major Chart Patterns

♈	Aries	☉	Sun
♉	Taurus	☾	Moon
♊	Gemini	♊	N.Node
♋	Cancer	♆	Neptune
♌	Leo	— — —	
♍	Virgo	☿	Mercury
♎	Libra	♄	Saturn
♏	Scorpio	♅	Uranus
♐	Sagittarius	♁	S.Node
♑	Capricorn	♂	Mars
♒	Aquarius	☿	Mercury
♓	Pisces	♀	Venus

### Exaltation

Only slightly less important than sign rulership is when a planet is exalted, that is: in the sign of its exaltation. A table of exaltation is included in the diagram above. The very well-known astrologer William Lilly wrote that if a planet is in its sign of exaltation, in particular if it is in an angular house (1, 4, 7, and 10), it is said to be especially strengthened, may even give the possessor a haughty arrogance, one who "affirms more unto himself than is his due."



## Major Chart Patterns

Sign Detriment			
♈	Aries	♀	Venus
♉	Taurus	♂	Mars
♊	Gemini	♃	Jupiter
♋	Cancer	♄	Saturn
♌	Leo	♅	Uranus
♍	Virgo	♆	Neptune
♎	Libra	♂	Mars
♏	Scorpio	♀	Venus
♐	Sagittarius	☿	Mercury
♑	Capricorn	☾	Moon
♒	Aquarius	☼	Sun
♓	Pisces	☿	Mercury

### Planets in Detriment

If a planet is in the opposite zodiac sign from the one that it rules, this is said to weaken the strength of that planet in the chart, and this condition is termed in Detriment. Included above is a table of the signs, and which planets are in detriment in them.

## Major Chart Patterns

Sign Fall	
♈ Aries	♄ Saturn
♉ Taurus	♅ Uranus
♊ Gemini	♁ S.Node
♋ Cancer	♂ Mars
♌ Leo	☿ Mercury
♍ Virgo	♀ Venus
♎ Libra	☼ Sun
♏ Scorpio	☾ Moon
♐ Sagittarius	♁ N.Node
♑ Capricorn	♆ Neptune
♒ Aquarius	— — —
♓ Pisces	☿ Mercury

### Planets in Fall

If a planet is in the opposite zodiac sign from the one it is exalted in, this is said to greatly weaken the strength of that planet in the chart, and this condition is termed the planet's Fall. Included above is a table of the signs, and which planets are in Fall in for each sign.

Rulerships and the Essential Dignities are something you will have to experiment with yourself to see if they are useful or not for your work.

## Major Chart Patterns

### Major Chart Patterns



### StarType Patterns

"Opposition is true friendship." - William Blake

"Sympathy constitutes friendship; but in love there is a sort of antipathy, or opposing passion. Each strives to be the other, and both together make up one whole." - Samuel Taylor Coleridge

"Conscious love evokes the same in response. Emotional love evokes the opposite. Physical love depends on type and polarity." - G.I. Gurdjieff

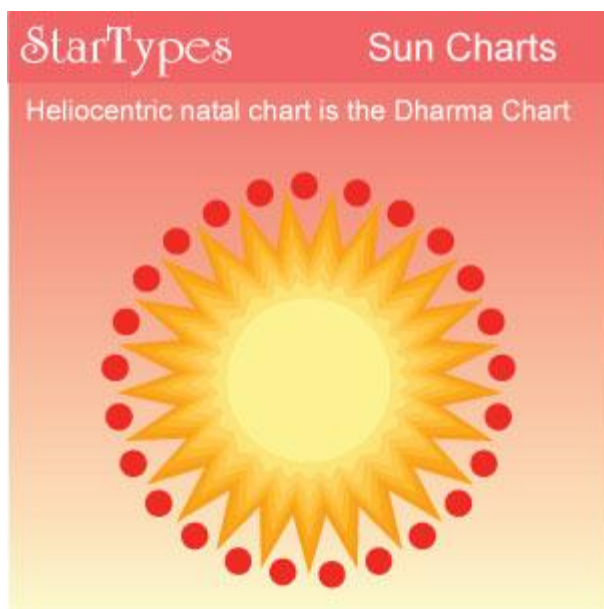
What is love? What is it that drives relationships? If we sift through the sands of the world's writing, we come up with quotes like those above. Yet, surprisingly, there is little conjecture (and fewer things written) about the nature of that attraction (how it works) and yet this force keeps us endlessly relating to one another.

## Major Chart Patterns

If we suggest that "beauty" is what attracts, that only leads to the question: What makes beauty attractive? What is the true nature and origin of beauty? Here is what I have come to understand:

The famous astrologer (and supreme court justice from Germany) Dr. Theodor Landscheidt pointed out many years ago in his book "Cosmic Cybernetics" that large-scale structures like our galaxy (and everything in it, like our solar system, our earth, us, etc.) can only cohere and continue to exist by circulating (in some way) information throughout the structure. That is what keeps these large structures together or coherent. Galaxies and all stellar structures circulate this vital information through some mechanism that is not known to us at the present.

## Major Chart Patterns



### **How StarTypes Came To Be**

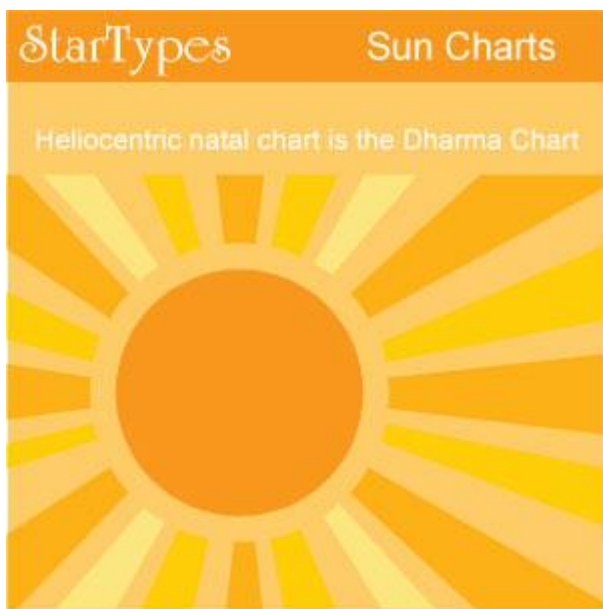
My own interest in how relationships worked quickened when I began checking out heliocentric (sun-centered) positions and charts. In the beginning, I approached heliocentrics like any other astrological technique. It was one more technique to be explored. But I soon found that it was markedly different than the astrology I had known up to that time. Not only did it provide for me much better results, but these results referred to another order of information, entirely. In other words, the helio or sun-centered chart is a different-by-nature view of the birth moment, not just another extension of earth-centered astrology. I was getting a different order of information, something that I had long tried to extract from the traditional geocentric chart.

Of course it took me quite a while to believe this. I tested it again and again, using thousands and

## Major Chart Patterns

thousands of charts, but sure, enough: here was a different KIND of astrology.

And I tried all of the standard astrological techniques (aspects, transits, etc.) in this new sun-centered dimension and, of course, they worked, just as they work in earth-centered astrology. But there arose through this bag of techniques something that completely caught my attention, something I had never experienced before: Large-scale planetary patterns in the sun-centered chart accurately described individuals as they knew themselves to be at their deepest levels.



### **Sun-Centered Astrology**

The standard earth-centered astrology chart, which was all that I had known up to that point, began to resolve itself to my mind as a chart of the circumstances and psychology in which each of us is involved or incarnated, however you want to phrase that. And the sun-centered heliocentric chart revealed itself as the

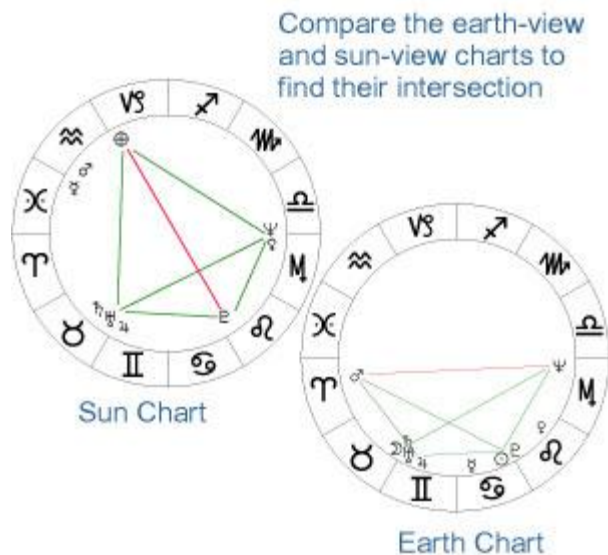
## Major Chart Patterns

core essence of our individuality, what we are underneath that earth-centered chart, when we work through all of the outer appearances. I soon came to call it the chart of one's 'Dharma', what we become when we get to know our self, when we become aware of who we are - our Dharma Chart.

So, where before I had but one astrology chart and one notion of astrology, now I had two. What I had known up to that point, the earth-centered astrology chart, became a map of how I appeared in the world, the various circumstances in which I was involved (my outer chart) AND the sun-centered astrology chart became a map of who I was beneath all of what I was going through (my inner chart).

This was, to me, somewhat of a big deal, most of all because for the first time I began to understand who I was, underneath it all, so to speak. Best of all, as I began to study the sun-centered charts of those around me in life, these heliocentric charts proved to be the key to how I related to others. They accurately charted the nature of the relationships I had in the world. It was as if, suddenly, my understandings of relationships came into focus. Before, I was seeing things, but as through a glass darkly, as the saying goes. Suddenly I could see clearly.

## Major Chart Patterns



### Two Indispensable Charts

Over the years, I have heard all kinds of retorts from astrologers, having never studied sun-centered charts themselves, about how could I abandon the standard geocentric astrology chart. Of course, I never have. Instead, I now have two indispensable charts, each of which provides me with invaluable information on an ongoing basis. Best of all, where these two charts intersect, I get a kind of stereo effect, much like the old stereopticons, as the two perspectives produce a single focus.

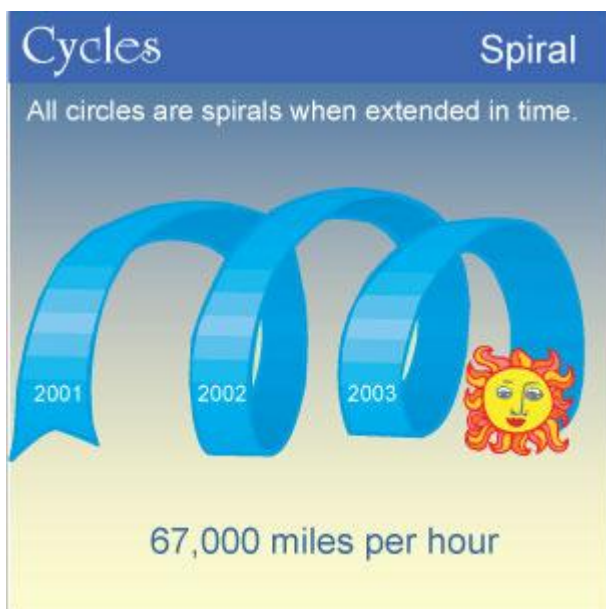
Remember that each of these charts is a map of the exact same moment in time, and the very same planets. The only difference is the perspective or view. And to those astrologers unwilling or too lazy to take a look for themselves, I say:

If we can agree that the traditional astrological chart is a snapshot of the solar system, taken from the earth's



## Major Chart Patterns

perspective within that system (this is a fact), and we can agree that this snapshot is meaningful (history of astrology), then we should be able to agree that the solar system itself (that actual object of the earth's snapshot) should also be worth examining. It is that simple. And it is more than worth examining the sun-centered map or chart. And that is what StarTypes is all about.



### **Startypes Examines The Large-Scale Planetary Patterns**

Scientists and astrophysicists have speculated and about how the universe might communicate within itself. They have examined the various possible carriers of information, like light rays and other forms of radiation, including gravitational radiation. It has been suggested that information stemming from the heart nucleus of the galaxy is probably streaming through us constantly. Experiments have been set up to detect what has been

## Major Chart Patterns

called the "Weak Force," these gravity waves. Gravity waves also travel at the speed of light, but they are very weak or subtle, and hard to detect. Scientists point out that it would take antennae the size of our solar system to be an appropriate receiver. Hmmmm.

Well, that last phrase, about an antennae the size of the solar system rings a bell with me. Another interesting fact is that gravity wavers are quadri-polar in nature, rather than dipolar, as with light waves. In other words, the proper antennae to receive and decode gravity radiation would be one in the form of a cross. A very large cross-shaped antenna is what is required to receive gravity radiation coming from a source like the center of our galaxy.

Well, the solar system itself is just such a cross-shaped antennae, every time the planets line up to create a cross, like the Grand Cross and T-Square aspect patterns. And here comes the "What if?"

What if, at the times when the planets create a cross in our solar system, there is increased receptivity to gravitational radiation, AND persons born during that time SOMEHOW represent, contain, or incorporate that information in their very being. Those born with a cross in their heliocentric chart share that information with the rest of us throughout their lives - somehow.

Well, who knows how, but it is worth considering.



### **Green Lines and Red Lines**

Regardless of the above speculation, it is a fact that there is something that drives all our relationships, something that makes for attraction among people and serves to fuel the myriads of relationships around us. Each of us can say things like "I am strangely attracted to that person." Well, what is that attraction? Could it be something inside us that senses information of some sort, information that we personally need and desire, that would somehow complete us?

Why not look at relationships, at least for a moment, as an endless balancing act, with some of us walking around effusing this cosmic information that was embedded in us at birth, and others of us decoding and interpreting this same information. Some are carriers or transmitters of this information, and others of us are receivers and decoders. Together, it all works.

## Major Chart Patterns

Working with these sun-centered charts, I soon lost interest in applying standard astrological techniques to the heliocentric chart, because something much more significant was emerging and that was the integrity and validity of the large-scale planetary patterns, what are now called StarTypes.

Of course, I started out examining all of the traditional aspects: the square or 90-degree aspect, the trine or 120-degree aspect, and so on. But it soon became apparent that what really proved significant was when these aspects linked together to form a pattern that went around the whole chart, like the Grand Trine and T-Square.

### Well-Known Chart Types



Grand Trine



T-Square



Mystic Rectangle



Grand Cross

## Major Patterns

Grand Trines, Grand Crosses, and T-Squares have been a part of traditional astrology for centuries, but not front and center. They are noted, but often just mentioned along with any other aspect or configuration

## Major Chart Patterns

of aspects. Yet, here, in these sun-centered charts, that immediately took on increased significance.

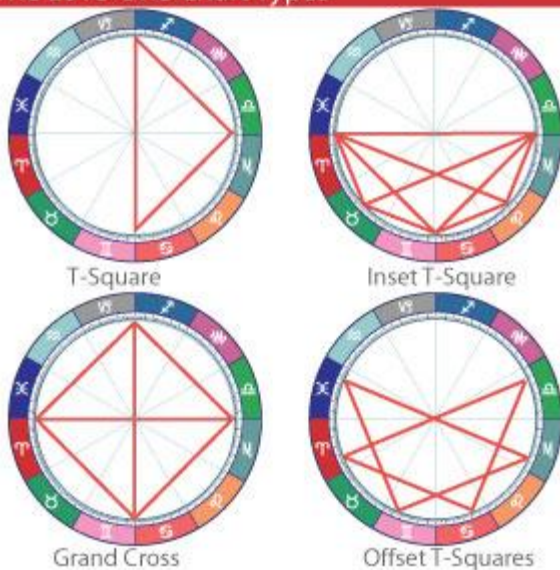
And they were significant because, as I began to understand these large patterns in individual charts and persons, they accurately described the essential nature of that person. This was important. This was helpful to me.

Before long, I had dozens of these large-scale patterns that I was aware of and tracking through all of the charts I could manage to draw. Along the way, I ran out of accurate heliocentric ephemerides, and had to create my own, which became my first book "The Sun Is Shining," a book with heliocentric positions for more than 400 years.

Today, that list of patterns has grown to around 60, and more could be added. And though 60 patterns seem somewhat complex, in reality, all of these patterns can be boiled down to answering a simple question: Is there or is there not a cross through the center of the solar system at the time of the birth?

## Major Chart Patterns

### The Love-One Chart Types



### Sun Cross

For some reason, it all revolves around these birth charts that have a cross through the sun. And we are talking heliocentric here, not geocentric. While some of this effect can be tracked by looking at geocentric positions, it soon became clear that the geocentric chart is just a peek at what was going on heliocentrically, with the sun at the center. Why not take a look at what we are peeking at. These sun-centered patterns best represented what was going on in our solar system.

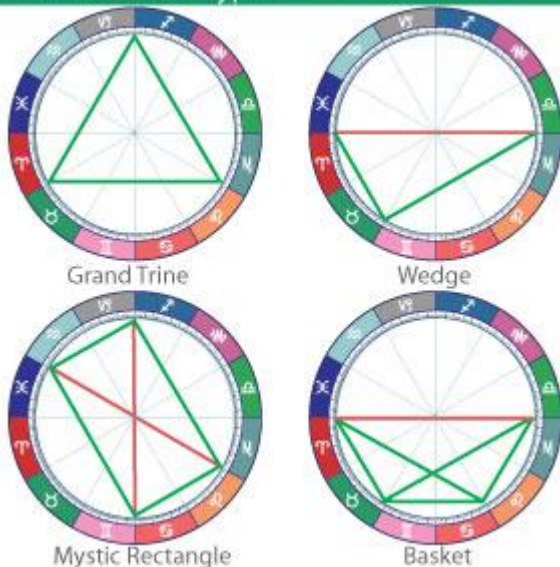
These sun-centered charts with the cross through their center, for reasons we could talk all night about and still not know why, seemed to have 'something' within them that other people felt attracted enough toward, as to want to be around them, to care for them, and to even serve them. Now, that is something to note..

These T-Square StarTypes exuded some kind of energy, call it information or whatever, that others

## Major Chart Patterns

wanted to absorb and experience. They were, for all practical purposes, the 'beloved', the 'loved one' fabled in poetry and verse throughout the ages. They were magnetic, and their charisma was undeniable.

### The Lover Chart Types



## The Receivers

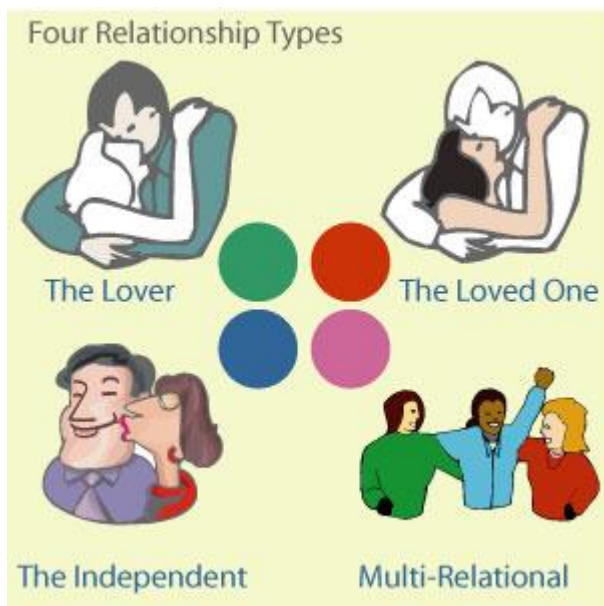
Well, good for them, but what about the rest of us, those who were born without this T-Square in our helio charts? It appears that our job, those without the cross, is to care for and perhaps decode (if that makes sense) the information locked into these Square StarTypes. They have it; we don't. They are the "Haves," we the "Have-Nots."

You see, it seems that the 'Haves' don't know what they have, and the 'Have-Nots' can see what the 'Haves' have, if that sentence will be allowed. It is like the T-Square StarTypes have this attractive information embedded in their very being and the other StarTypes can read and decipher this information.

## Major Chart Patterns

In fact, the single whole-chart pattern that most effectively AVOIDS sending a cross through the sun-center is the Grand Trine, and therefore that StarType is perhaps best at reading the T-Square StarTypes's embedded information.

Keep in mind, this is just an alternate way to look relationships, with one caveat. If you find that this method is useful, you have a way to examine all of the relationships around you. And that is what StarTypes is: a tool for analyzing relationships, and a good one at that.



## Major Chart Types

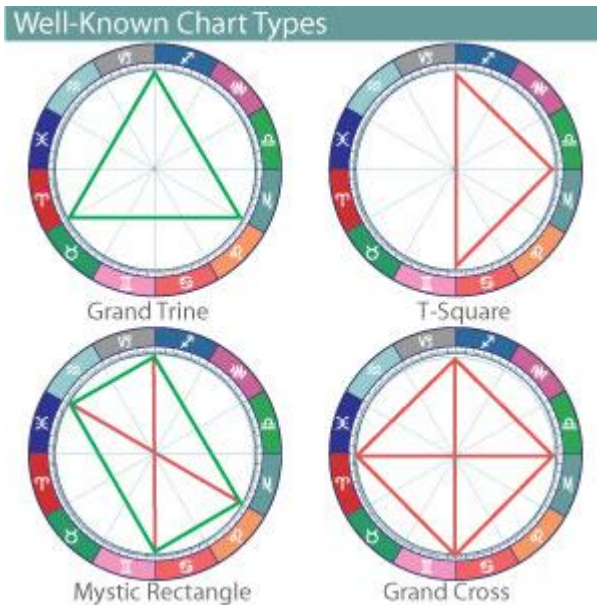
One of the first things I want to do when I see a new chart is to see what its relationship type looks like. Although there are all kinds of relationships between people (friends, lovers, and not-so-friends), most of these can be boiled down into a handful of main types. The two best known types, of course, are The Lover and



## Major Chart Patterns

The Loved One. Most relationships, romantic or otherwise, tend to end up with one partner taking on the role of the lover, and the other taking on the role of the loved one.

This is not to say that each partner does not love the other or vice versa. The point here is that as a relationship develops, partners tend to take on distinct roles. Usually one of us takes on the role of the lover or caretaker, and the other the role of the loved one or the one cared for. By lover or caretaker here, it can be as simple as who picks up the socks or wipes off the counters, and who tends to forget about that stuff or lets the other do it. So I always want to know right off the bat what type of relationship role a particular person likes to play, and to do this I determine their chart type. It is not hard to do, so let's learn something about relationships - chart types.

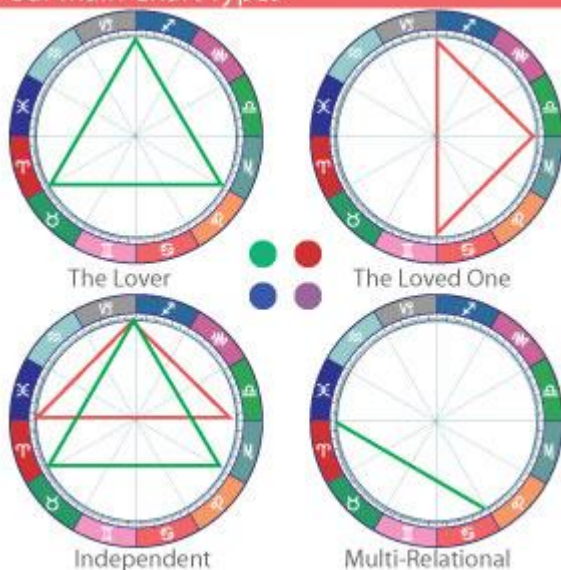


## Relationship Types

## Major Chart Patterns

The relationship type can be easily seen by looking at the overall patterns in a natal chart, what have been called whole-chart configurations. Many of you may already be familiar with whole-chart configurations like the Grand Trine, the T-Square, the Mystic Rectangle, and the Grand Cross, shown here. If not, we are going to describe them below. These are examples of whole-chart patterns or what we will call here: Chart Types.

### Four Main Chart Types



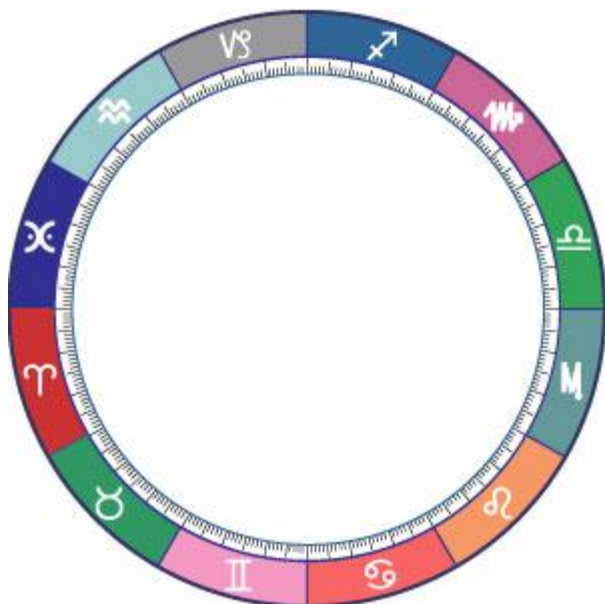
## The Four Main Relationship Types

The diagram above shows examples of the four main relationship types: The Lover, The Loved One, The Independent, and the Multi-Relational. Shown here are four classic examples, but each of these main types might have other (but similar) patterns. In fact, there are some 60 different patterns in all that I track, but they all boil down to one of these four main types. Once you are introduced to them, the types are easy to spot at a glance. To make it even easier, we have color-coded

## Major Chart Patterns

the types, giving each type a different color, as you will see when they are introduced. But first, let's learn how to determine your chart type.

## Major Chart Patterns

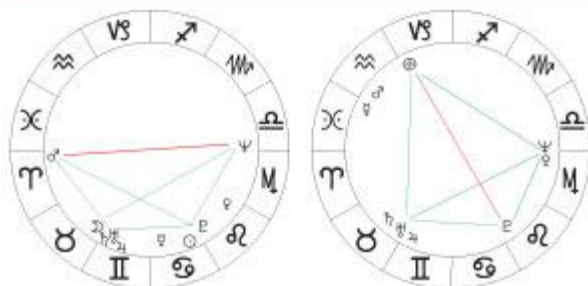


### Chart Types

Let's start out by examining your birth chart for any whole-chart patterns, which will give us an idea of what the overall aspect configurations are. To do this, you will need a chart drawn out on the 360-degree wheel of the signs, not the standard wheel of houses. For this analysis, we don't need houses. In fact, this technique will work quite well for charts without a birth time. What we are looking for here are large-scale chart patterns only. Here is what the 360 or Open Wheel looks like. Most astrological services and programs can produce this.

## Major Chart Patterns

### Geocentric and Heliocentric Patterns



Geocentric

Heliocentric

Basket Pattern

Grand Trine  
Pattern

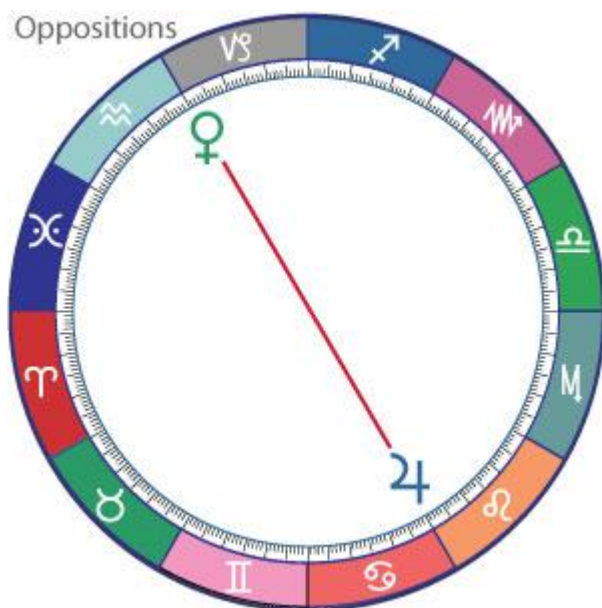
## The Two Views

You can look at either your standard geocentric natal chart or a heliocentric natal chart. I always look at both. As we know, the traditional geocentric natal chart tells us about the personality and circumstances of the person, plus how they appear to others. This is our outer chart. The heliocentric chart is one calculated for the same time, but from the perspective of the entire solar system, of which the earth is only one part. The helio chart, which has been called the Dharma Chart and the Heart Chart, shows the inner self, who we are in essence, beneath all the circumstances and appearances. This is our inner chart.

I have been doing chart readings professionally for some 35 years, and I always want to look at both the geo and helio chart patterns before I sit down with a client. Most astrological software will calculate both of these charts in seconds and print them out on the open

## Major Chart Patterns

360-degree wheel. Check them both out. Keep in mind that the standard geo or outer chart will tell us how we appear on the outside, and the helio chart will show what we are inside, as we get to know ourselves to be. Famous astrologers who recommend heliocentric charts include Dane Rudhyar, L.E. Johndro, and Robert Hand. These helio are well worth looking at. They explain a lot of things, and give you a second opinion or perspective on yourself.



### The First Step

Scanning a chart for patterns is easy. Here is an easy way to do it. The first thing we look for are oppositions, any two planets more or less opposite each other on the chart wheel - 180 degrees apart. There can be more than one pair of planets opposite one another. Now you can see why we have to use the 360-degree open wheel for this work, as it can be very difficult to spot aspects using the standard wheel-of-houses chart form.

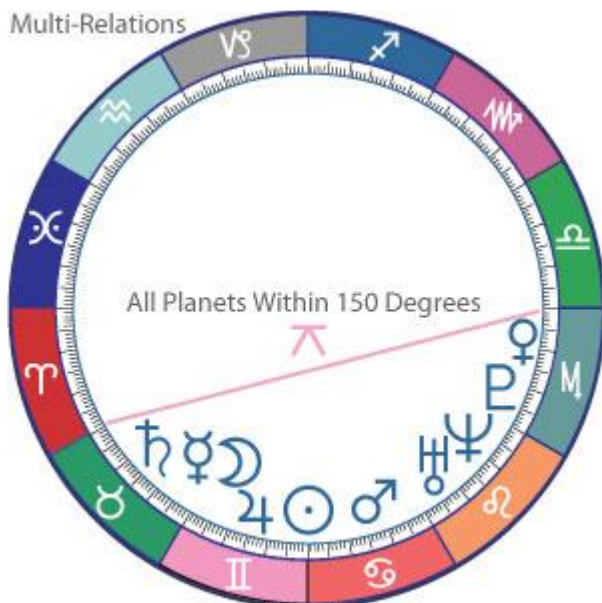
## Major Chart Patterns

If you have trouble visualizing these patterns, you may want to mark the oppositions in red, by drawing a red line from one planet across to the next. I still do this. If you have printed out a chart with aspects already drawn in, there may be other colors used, or it may be just plain black ink. If this is the case, I draw in (over the black printer's lines) the colors I use, so that I can spot these patterns at a glance, later. For this, I use a straight-edge and colored pencils or pens. Many programs will do this on-screen for you, and in color too. For myself, I use the following colors; you may want others. Here are the main aspects and colors I use:

Red: Oppositions ( $180^\circ$ ), Squares ( $90^\circ$ )

Red: Semisquares ( $45^\circ$ ), Sesquiquadrates ( $135^\circ$ )

Green: Trines ( $120^\circ$ ), Sextiles ( $60^\circ$ )



## Determining Your Chart Type

## Major Chart Patterns

### Determining Your Chart Type

Here is a four-step process that will help you figure out which of the four chart types you are looking at. This is done by a process of elimination, one step at a time. Try it out.

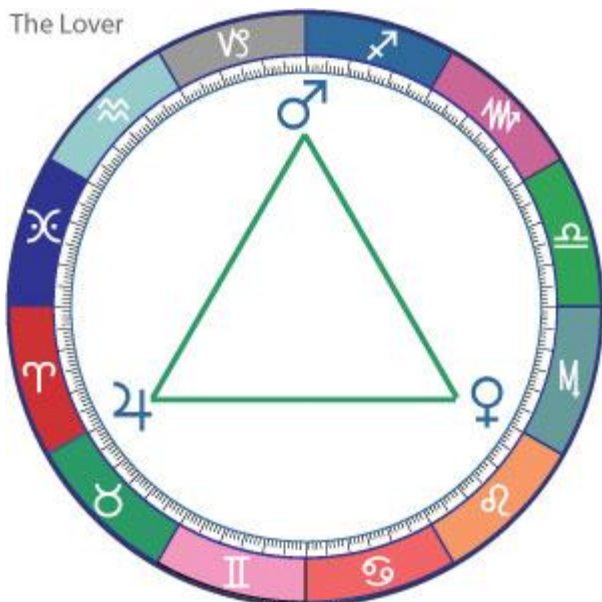
#### **(1) Multi-Relational Chart Type**

As mentioned above, the first thing to do is to determine if there is an opposition in the chart. Now that you have checked the chart for oppositions, we are ready to determine whether this chart is a Multi-Relational Chart Type. If there are NO oppositions AND all of the planets are bunched together on one side of the zodiac, then you are looking at a Multi-Relational Chart Type.

The planets have to be on one side of the chart, all bodies within about 150 degrees of space. In other words, some seven signs (about 210 degrees) of the chart are completely empty. If this is the case, you have a Multi-Relational Chart Type. There are a variety of these types, so you will want to drill down to your particular type, which is explained later.



## Major Chart Patterns

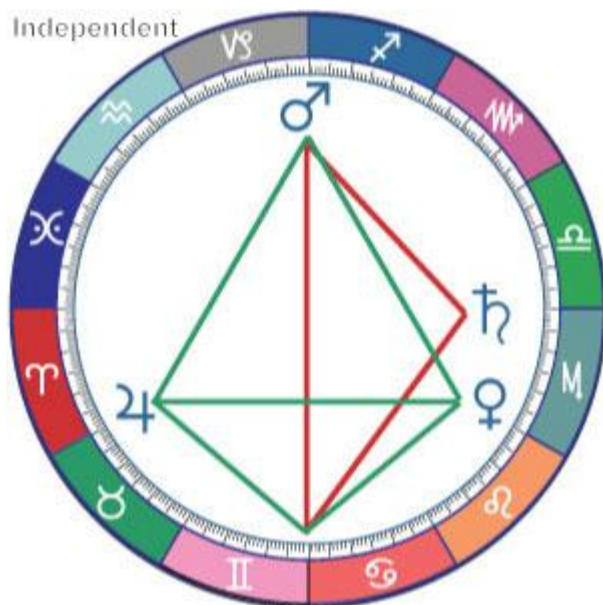


### The Lover Chart Type

If there ARE oppositions in the chart, the next most important question to answer is if there is a third planet at 90-degrees to that opposition, what astrologers call a "T-Square" or "T-Cross." Of course, these patterns can appear anywhere on the chart wheel, right side up, upside down, and so forth. The key thing to determine is where there is an opposition with a third planet 90 degrees from the opposition pair.

If there is not a T-Square in the chart of any kind, like the grand trine pattern shown here, then the chart type you are looking at is that of "The Lover," or green-line patterns. There are many varieties of the green-line types, and they will be explained below.

## Major Chart Patterns



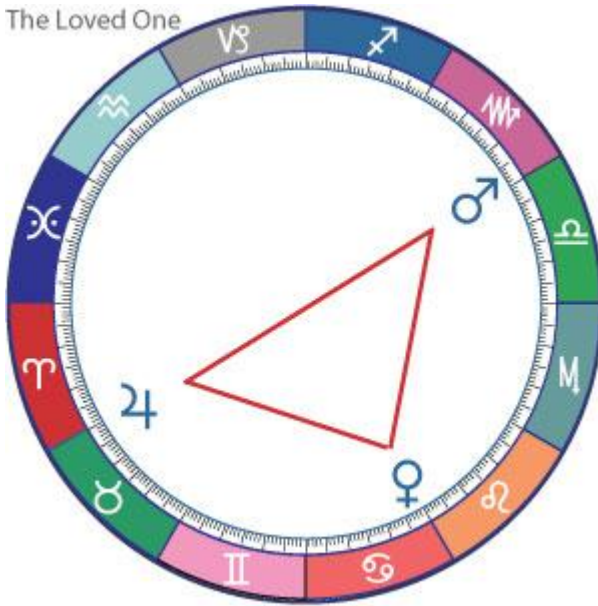
### **The Independent or Blue-Line Chart Types**

At this point, you have eliminated two of the four types, AND you have a chart that has a T-Square in it, either one or more T-Squares. Next, we need to see if that chart has any of the major green-line patterns. These can be the Grand Trine, the Wedge, the Mystic Rectangle, or even one of the Trapezoid configurations, which function like an odd-shaped Grand Trine. These are patterns that link green lines all around the chart (like the Grand Trine), or link green lines to that opposition. These whole-chart green patterns may or may not be attached to the T-Square that you have already found, so keep that in mind.

If you find any of these patterns, then you have both a T-Square and a major green-line pattern in the same chart, and this makes you what we call an Independent Chart Type (blue Line), because both of these major

## Major Chart Patterns

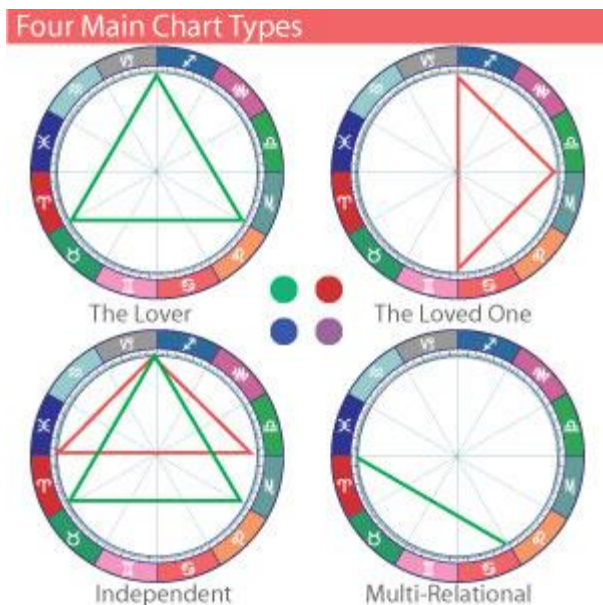
elements are present. The person can be both the lover or the loved one. They are independent.



### **The Loved One Chart Type**

If you are not one of the above chart types, you are automatically the Loved One Chart Type, which means you ONLY have one of the T-Square patterns in your chart and no major green-line types.

## Major Chart Patterns



### The Four Chart Types

Now that you have found your Chart Type, you are ready to learn something about what that type means, and how they behave in a relationship. There are four main types of relationships covered here, and they represent the most common kinds of partnerships we encounter in day-to-day life. We will color-code them to make it easier to recognize them as: green, red, blue, and maroon/purple. These colors will appear on the border of each chart type card, so you never have to wonder what type of relationship you are encountering. They are:

"The Lover" (green color): This is the classic archetype of the lover, the one who loves and cares for his partner, the one in any particular relationship who cares "most."

"The Loved One" (red color): This goes with the one above, as the loved one, the one who is loved and

## Major Chart Patterns

receives all of this attention and care - the object of care.

"The Independent" (blue color): This type is pretty much independent, self-sufficient. It is not that they don't enjoy relationships, but that they are not dependent on relationships. They can more or less entertain themselves, at least from time to time.


"Multi-Relationship" (maroon color): This type can play either lover or loved one, but they are not independent. They are dependent, but dependent on relationships in general as a way to learn about themselves.

These four main types make the world of relationships go round. There are many ways of looking at relationships and using astrology is just one of those ways. This is not an attempt to claim this is the only way or even the best way to examine how we relate to one another. But it is an alternate view, a 2nd opinion, so to speak, and only you can decide whether it has value for you.

Astrology is NOT something to believe in or not believe in. It is something that is either helpful or useful or not. Check it out for yourself to see if you find this method of looking at relationships useful. Here are the four main relationship types in more detail.

## Major Chart Patterns

### Star\*Types



### Major Grand Trine Star\*Types

## The Lover

This group of chart types, easily recognized by their green lines, represent the archetype of "The Lover," the one who cares the most, and thus (for all practical concerns) the caretakers of the relationship. These are the ones who endlessly care for (and worry about!) the loved one, running here and there to provide for their well-being. They are the eternal hosts, seldom the guests, of any relationship. They are the ones who jump up and get you a glass of water, who happily do any organizational work - the planning. They pick up your socks.


Not at home in a crowd, this type can be found around the edges of a group, watching, perhaps criticizing, but always taking it all in. They run cool, when others run warm (or hot). They think, when others do. They serve, while others are served. They care, when care is

## Major Chart Patterns

needed. In the East, they could be said to represent the Bodhisattva path, living to serve others.

In the West, this concept of serving others is downgraded to the concept of menial labor (serving others). Here it is considered much "more cool" to be served, rather than to serve. But this concept is changing, as America becomes more service oriented.

### Star\*Types



### Mystic Rectangle Star\*Types

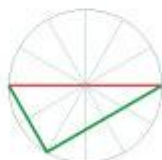
## In Service

Not all of us are miniature rock stars, fit to shine in the heart of a crowd. Some are quite happy to watch, to comment on, and to care for others. Since both types ('lover' and 'loved one') occur in almost equal numbers, not all of us can always be the one who gets served. Some of us must do the serving, and you may find that you like serving others. Many green-lined types, once they understand what their type is about, manage to get past the social stigmata of 'serving others,' and enjoy taking care of others. It is natural to this type. Once they

## Major Chart Patterns

understand who they are, their ability to care for and serve others becomes a feature, not a liability.

### Star\*Types



### Wedge Star\*Types

## Green-Bordered Types

All of the green-bordered chart types are born to serve and care for others. All reach for the mind before they reach to press the flesh. They think before they act. All are (at heart) shy, eager for experience, and glad to be included. Not much into hugs, they all secretly love to be hugged and physical contact is an exciting event for them. Sounds like E.T., eh?

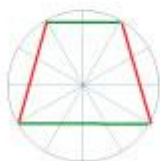
Well, not quite from outer space, but they are very at home in the great space of the mind, and they all tend to make their living using their wits and mental capabilities, rather than their charisma and warm presence. They can think; they can see, and many of them really get the big picture, and can see the forest as well as the trees. They are great providers of advice to the rest of us. They are wicked critics and are as sharp



## Major Chart Patterns

with the mind as others are physically fast. Very little escapes them.

### Star\*Types



### Trapezoid Star\*Types


## Compassion

Here is another form of the green-lined charts. And, as a rule, this type of chart is very compassionate, always appreciating a situation for what it is, making room for others, making allowances, being kind.

So what can you know when you meet one of the green chart types? You can expect a sharp mind, perhaps very broad in scope, but probably at least facile and detail oriented. If you will let them, that is, if you can assume the role of an object (someone to be cared for), they will probably assume the role of protector and caretaker. If you meet them with criticism and mental arguments, you are in for a tussle, because this is their turf. They own it.

## Major Chart Patterns

But, as mentioned, if you will sit still and let them look after you, more often than not, they will do just that. On the outside they may appear tough or even wrathful, but inside they are easy, and will always give way. Giving is their gift.



Major Cross Star\*Types


### The Loved One: Red Lines

With the red-line types, you have the classic form of the "loved one," the object of everyone's affection, the one who demands and gets lots of attention, lots of service. And this is as it should be, for they are warm and just exude charm, and are always the centerpiece of any group. Everyone loves to be with the red line charts, because they are not self-conscious, love to have fun, and pretty much guarantee you a good time. I always say, if you are in trouble and need advice, seek out a green chart type, but if you want a dinner partner or just to have fun, grab you a red chart type, for that is where the fun starts.

## Major Chart Patterns

These red types are, above all people persons, and they like to get right in there and work a crowd, glad handing with the best of them. They radiate charisma and shine in almost any setting. Of course, they make the best salesmen, because they sell themselves just by being with you. Who could resist?

And they are eminently so watch-able. This does not mean they have to be the best looking, but regardless of how they look, they are magnetic. They shine and everyone just loves to be around them, and to spend time with them.



## The Other Side

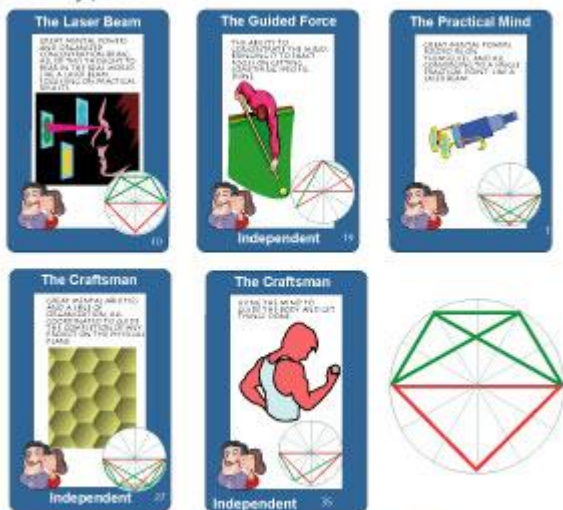
Lest we think that life is all roses for these red chart types, let's go over some of their darker side. For all their social qualities, they are still private and like their privacy. They don't like to be crowded and hate to be boxed in. In their own way, they are claustrophobic.

## Major Chart Patterns

And they worry about their intelligence, perhaps because they are so simple and direct in their appeal. They feel everyone loves them for their shine and sparkle, no one for their intellect. This can be a real problem, because they are afraid of appearing stupid. In fact, they often will go to great lengths to collect learning degrees, diplomas, and whatever makes them appear sophisticated. They like fine and frilly things and are quick to put on airs, to appear more sophisticated than they, in fact, are. This can be a lifelong problem.

And they can at times lack common sense; see the trees, but not the forest. They also can have real problems getting the big picture and sometimes are wise to seek out the advice of the green chart types, who can kind of give them direction, help them to better see where they are going in life.

### Star\*Types



### Wedge-Cross Star\*Types

## The Independent (blue-borders)

## Major Chart Patterns

With this group of chart types, the ones with blue borders, we have a combination of the lover and the loved one, in a single type. We could say that they are capable of loving themselves, and that is so true. They really are self-sufficient and even independent of relationships, from time to time. This is not to say they do not have or enjoy relationships, for they most certainly do. However, they are not as dependent on relations as, let's say, the red and green types. They can take relations and they can also be quite content being out on their own.

And, perhaps because they contain within themselves the elements of a basic relationship, the lover and the loved one, they can play either role with an external partner, giving care and loved to a red chart type and receiving care and attention from the green types. In this way, they are ambidextrous, so to speak, having it both ways.

### Star\*Types



Trine-Cross Star\*Types

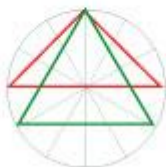

## Major Chart Patterns

### Self-Sufficient

Perhaps best of all, they have the vision and foresight of the green chart types and the charisma and fun-loving nature of the red chart types. Depending on their partner, they can play either role. They can see what to do and also do it, without any outside help, thus the term "independent," which they are.

Reverse Side: As for a downside, there is not much. They kind of have it all, if being self-sufficient is the goal. If anything, they can be lazy, because it is easy, in this society, to fall into the habit of playing the loved one, and being taken care of, being served. The blue chart types often end up in this role, and don't get a lot done because of this habit.

### Star\*Types



### Trine-Square Star\*Types

## An Island to Themselves

## Major Chart Patterns

And being a bit to themselves, and not dependent on others, this lack of dependency on others can make them appear aloof and even a little cool. Perhaps they pay some small social price for this condition, but mostly they are quite content with themselves. This is what some others find annoying. You get the idea.

## Major Chart Patterns



### Multi-Relational Chart Type (maroon)

This is kind of the odd style of relationship, at least among these four. This maroon-bordered chart type is really a different type. The other three chart type groups consist of planet patterns that take up the whole 360-degree wheel, made up of the red and green lined whole-chart patterns, alone or in combination. This is why they are sometimes called "Whole Chart Patterns."

However the maroon Multi-Relational type does not have a whole chart pattern, just the reverse. These chart types have all the planets in one little corner or part of the wheel, all jammed together. Most of the wheel is completely blank.

So, in fact they are neither naturally care givers (lovers) or objects of attention (loved ones). Instead, they are more like objects of affection that care, if that makes sense. In other words, they need attention, like the red Star\*types, but are much more mental, like the green



## Major Chart Patterns


chart types. Mostly, they are very compact and detail-oriented types that use their mind to get around more than just radiate charisma.

But they are so compact and dedicated, that they do radiate a kind of charisma, all their own. Most of all, they have a great thirst and need for experience, and this often takes the form of a need for relationships, of which they have many. They really grow through meeting and maintaining friendships, of all kinds, sort of an endless chain of friends. They need relationships to exist, unlike the other types that assume a particular role (red and green Star\*types) or ones that are indifferent (blue chart types).

This group of maroon-bordered chart types are very hard workers, who use their minds, often in very detailed and highly emotional ways, to move through life, kind of moving from friend to friend, relationship to relationship, like a monkey swinging through the trees. This chain of friends is how they learn about themselves. And the other three types are all grist for the mill, because each of these other types presents areas of experience of interest to these multi-relational types.

## Major Chart Patterns

### Different Views of You



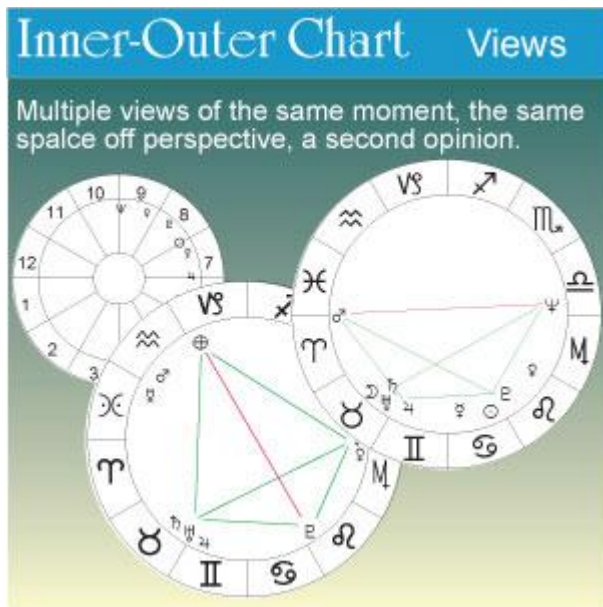
### Inner and Outer

You might think you have only one natal chart and that's you, but actually astrologers use a number of different natal charts, each of which gives a slightly different perspective of you. Its like those 3-D glasses that went through a short fad phase, when I was a kid. When you looked through the, the movie was suddenly in 3-dimensions, not two. Your different natal charts bring you the same effect. When used together, we can see ours self, astrologically speaking, in three dimensions.

Of the several different astrology charts for your birth (geocentric, heliocentric, Local Space, and equatorial), the two most important charts are the geocentric and the heliocentric. The geocentric chart is the standard astrology chart of your birth and we all know. It is a chart of the circumstances of your life and basic external talents or qualities. This is your Outer Chart.

## Major Chart Patterns


The heliocentric chart is more a chart of your inner self, how you are inside, when someone really gets to know you. This is your Inner Chart. If you don't already know how to use these two charts, then the following may help.



### **Geocentric or Heliocentric?**

Most astrology books and the majority of astrologers in the 20th-Century used the standard geocentric natal chart, almost exclusively. Very few astrologers also looked at the heliocentric chart for themselves. Today, all that is changing as astrologers find there are several natal charts that are useful in looking at a birth, rather than just one - different perspectives. Sometimes a second (or third) opinion makes a huge difference, and different perspectives are almost always helpful. Let's look at the benefits of looking at the geocentric and heliocentric charts, side by side. First let's be clear what we are discussing here.

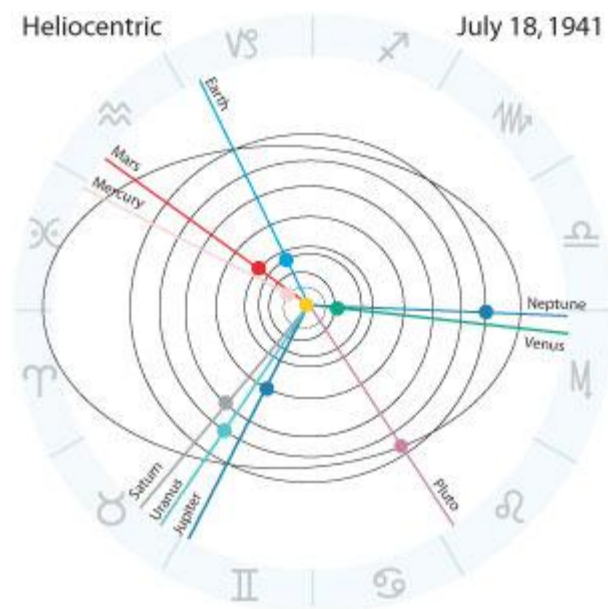
## Major Chart Patterns



### **The Geocentric Natal Chart (Outer Chart)**

Geocentric charts are charts of your birth as seen from Earth, which of course is where we all live. If you order a natal chart from an online service, what you will get is a geocentric chart, which is a snapshot of the solar system at the moment of your birth.

## Major Chart Patterns




### The Heliocentric Chart (Inner Chart)

We just pointed out that the geocentric chart is a snapshot of the solar system from Earth's perspective at the time of your birth. The operative words here are "of the solar system." If the geocentric chart is a picture of the solar system from the perspective of Earth, how is that different from a snapshot of the solar system itself? If a perspective on the solar system is what we have used for centuries to do astrology, what will a chart of the actual system provide us?

Your outer or geocentric chart is what? It is a snapshot of the entire solar system of which the earth is one planet, taken from the earth's perspective somewhere within that system. If we were at the Daytona 500 speed track and took a snapshot of the track and the other racing cars from within one car, during the middle of a race, this would be analogous - a snapshot taken from within the system itself.

## Major Chart Patterns

Sooner or later, we are bound to wonder about the system that we have taken a snapshot of, our inner or heliocentric chart. As it turns out, this inner chart can provide quite a lot, for starters another view of the same moment in time and space, of our birth.



### Two Views

I am reminded of the old story of the elephant, with a group of blind people each feeling a different part of the animal and describing their experience. From the collective perspectives or views, we can get a pretty good idea of what an elephant is, while if all we had was the fellow feeling the trunk, we would come up with quite a different picture. This is why getting two perspectives of the same time, the same planets, and space is a real help.

More and more well-known astrologers, like Hugh McCraig, L.E. Johndro, Robert Hand, and Dane Rudhyar have all told us of the value of the heliocentric

## Major Chart Patterns

chart in giving us an enhanced picture of ourselves. I have found this to be true in my own work. I would never think of doing a reading for a client, without both charts sitting before me, side by side. The benefits of looking at both views are great, and it only takes my computer a couple of seconds to print both out. You have nothing to lose.

### Geocentric and Heliocentric Patterns



Geocentric

Basket Pattern



Heliocentric

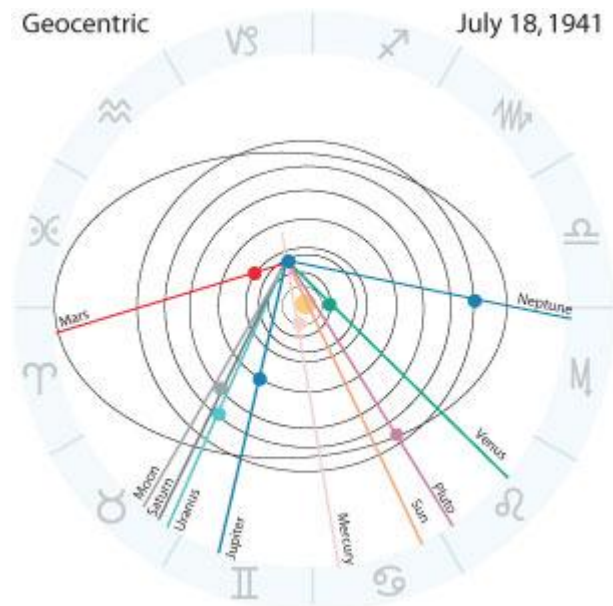
Grand Trine Pattern

## The Perspective

For those of you who like to understand the astronomy of these two charts, read on. Others may want to go straight to the section on interpreting these two charts. The diagram above shows my natal chart, in both geocentric and heliocentric formats. As you can see they are quite different. The geocentric charts has all the planets on one side of the chart wheel, while the heliocentric view is spread out to the point of having a very exact grand trine pattern, involving six of the nine planets. To see just of this works, you may want to

## Major Chart Patterns

switch back and forth between the next few pages, until it is very clear. Let's start with the familiar geocentric chart, the chart that we already know and use.



### The Geocentric Chart (Outer Chart)

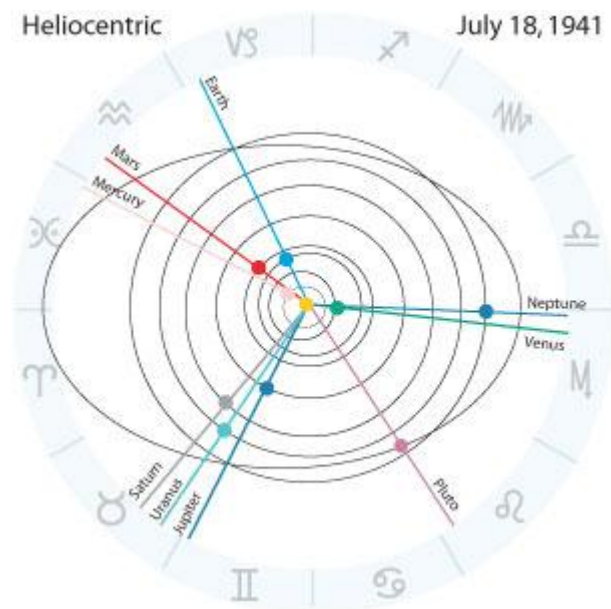
Here is a diagram of the solar system at the time of my birth on July 18, 1941. As you see, the Sun is in the center and the orbits for the planets from Mercury all the way out to Pluto are shown, as much to scale as we could fit on the page, at least roughly accurate. The planet in the third ring from the Sun is Earth, here marked by a blue dot.

>From that blue dot of earth, I have drawn lines through all the planets to show how earth sees the planets in the zodiac from where it sits, as the third stone from the Sun. The point here is that the standard geocentric chart is Earth's perspective or view of the solar system, and not the solar system itself. Of course, it is a most significant view, because it is our view, but we must ask:



## Major Chart Patterns

what this is a view of? And the answer, it is a view of the solar system, so we might like to look at a chart of what the solar system looked like at our birth, and that would be the heliocentric chart, your inner chart.

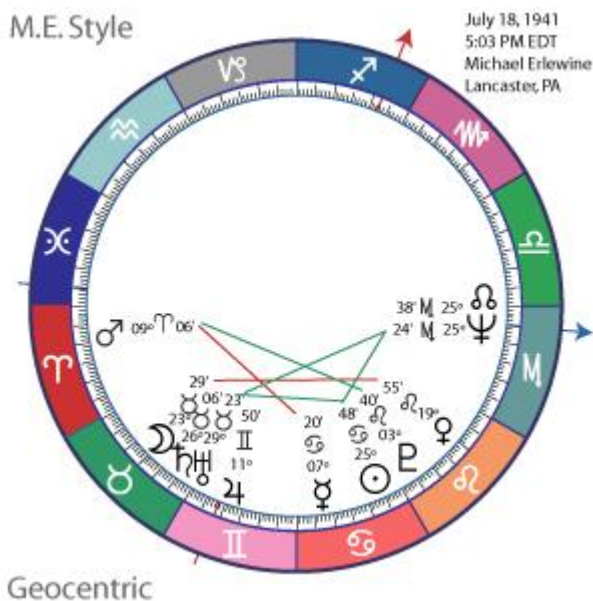


### The Heliocentric Chart (Inner Chart)

Here is the heliocentric chart for my birth. This is a chart for the same moment, the same space, the same planets, but as seen not from the earth's perspective, but from the perspective of the actual center of the solar system, the Sun. The difference is considerable, and we will get more into the interpretative difference between the geocentric and heliocentric charts later in this section. The point here is that the heliocentric natal chart is a diagram of the solar system and the actual planetary patterns that were in effect at our birth. The geocentric chart is a snapshot of those same patterns from the earth's perspective, and that perspective very often warps or offers a limited (but important) view of

## Major Chart Patterns

what actually was taking place then in the solar system. It is to our advantage to know what actually was taking place, the true patterns, as well as earth's snapshot view of them.



## The Comparison

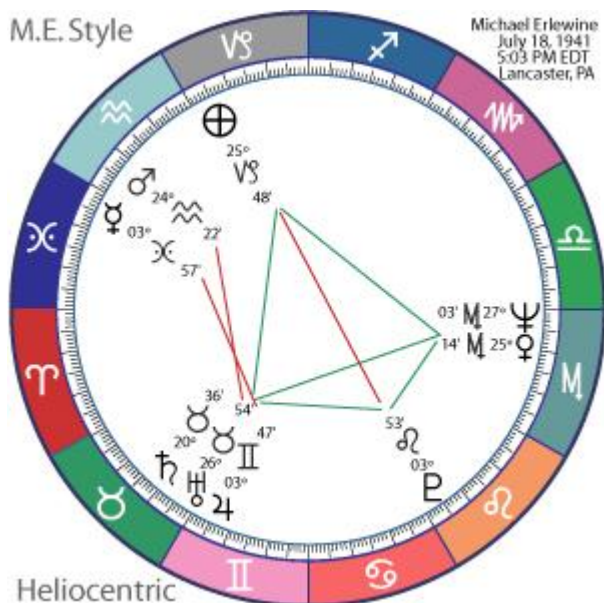
Now let's compare the geocentric natal chart and the heliocentric natal chart, as far as what they mean. How are we to interpret these two views of the same moment?

### The Geocentric Chart

The geocentric or outer natal chart, the standard used for the last number of centuries, is a chart of our personal self, the particular life circumstances, qualities, and talents. It is how we appear to ourselves and others in this day-to-day world we all live in. The geocentric planetary patterns, houses, cusps, angles, and what-not point to who we are, and this chart has been well

## Major Chart Patterns

documented for at least 1000 years now. There is nothing I can add here about the geocentric chart that you do not already know or have access to in the astrology literature, except the fact that this chart is not the only chart of your birth, not the only picture of you. There is a second opinion, and one well worth examining.



## The Heliocentric Chart

The heliocentric or inner chart has been described by those who have studied it as a chart of your inner or more spiritual life, who you are beneath all appearances. It has been called the Heart Essence Chart, and also the Dharma Chart, as it is a map of your deeper self. It has been said to be the true chart of your self, before you took on a physical personality, and beneath that personality. Various heliocentric astrologers have described the nature of the helio chart differently, but they all seem to agree that the

## Major Chart Patterns

heliocentric chart is a map of our deeper self, who we are inside, and who we will perhaps become, as we go through life's changes. The helio chart is who we are, when someone really gets to know us.

### Geocentric and Heliocentric Patterns



Geocentric

Basket Pattern



Heliocentric

Grand Trine Pattern

## Differences in Chart Patterns

One of the most obvious differences between the geo and the helio chart can be seen just by looking at the whole-chart patterns of the two charts. They can be visually very different, as is the case in my own chart. The concept and interpretation of whole-chart patterns is explained elsewhere in this course, so you may want to brush up on that topic at some point. Here, let's just say something about the patterns.

My geo chart type is the basket pattern, where all of the planets are on one side of the chart. This is very true in my case: all of the planets and the lights (even the node, which is not a planet) are on the western side of the chart - very one sided. By my helio chart shows

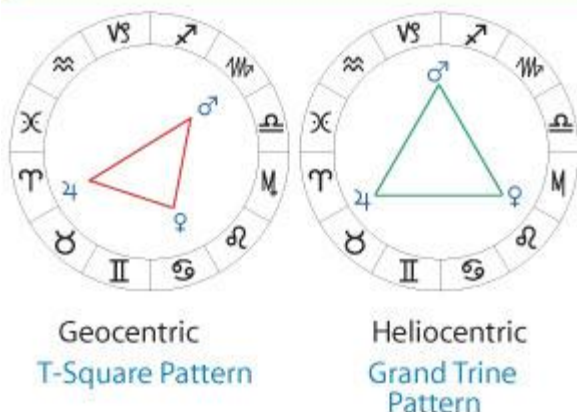
## Major Chart Patterns

quite a different chart type, that of the grand trine, which encompasses the breadth of the entire chart. This is a very different pattern, and the difference between the two charts is dramatic. What are we to make of this?

Using the standard chart-pattern analysis (detailed elsewhere), we can say that I appear (my geocentric chart) much more one-sided than I, in fact am, were you to get to know me better. Both of these chart patterns are what we call green-line charts and belong to the same chart pattern family, the relationship type of "The Lover." However, my heliocentric chart's grand trine points to a much broader sense of vision than does my geocentric basket type. Both are hard working types.

## Major Chart Patterns

### Geocentric and Heliocentric Patterns



## Inner and Outer Comparison

The difference in chart-pattern type between the geo and helio types may or may not be dramatic. In my case, the difference is a little dramatic, and the two chart types are not exactly similar. Just as easily, the difference could be much more dramatic, such as having one chart represent the red-lined patterns for "The Loved One," and the other chart the green-lined patterns of "The Lover." One could appear (geo chart) to be of the relationship type "The Loved One," but actually be at heart (helio chart) to be the relationship type "The Lover," and really want to give attention and care, more than receive it.

This all can appear complicated, but it is not. To put this concept to work, you need to learn about the four main relationship types, and then look to see what type your geo and helio charts have. They either are the same type or of different types. If you both the geo and the

## Major Chart Patterns

heliocentric charts are of the same type, then you are (more or less) what you appear to be. What you see (geocentric chart) is what you get (heliocentric chart) on closer acquaintance.

On the other hand, if your geocentric and heliocentric chart types are of different relationship types, then you are not what you appear to be, and what you see is not what you get. This can be very helpful to know, not just about yourself, but about those you come in contact with on a day-to-day basis. To read about these types, please see another section.

### Geocentric and Heliocentric Patterns



Geocentric

Basket Pattern



Heliocentric

Grand Trine Pattern

## Difference in Positions

Examining the chart patterns in the geocentric and heliocentric charts is not the only technique we can use when comparing these two charts. In fact, we can use the whole arsenal of astrological techniques, with a few exceptions. In the heliocentric chart, there is no Moon and no houses, since both of those qualities are part of the geocentric chart. They belong to Earth.

## Major Chart Patterns

But we can use every other kind of analysis. Let me give you an example from my own chart. In my geo or standard astrology chart, I have the planet Mars in Aries, which is said to show very aggressive, strong drive. Furthermore, in that same geo chart I have Mars Square Mercury, in a pretty tight square. A traditional interpretation of this might be "Strong words, sharp tongue..." that sort of thing. There is some truth to this, as folks have pointed out to me. But let's look at my helio chart.


In my helio chart, I have Mars not in Aries, but in Aquarius, and it is not square Mercury, but in a rather wide conjunction. This is a very different kettle of fish, so how are we to understand the difference between the two charts?

We might say that, while I have Mars in Aries in my outer or external chart, in my inner chart (helio), my Mars, although strong and aggressive (on the outside), manages to accomplish Aquarian tasks, like benefiting groups of people. I won't point out how this might be so, but it should give you an idea of how to use these two charts to better understand yourself.

Or I could take my geo Venus in Leo and contrast it with my helio Venus in Virgo. You get the idea. Check it out.



## Major Chart Patterns



### The Other Shoe


Let's close this section on heliocentric vs. geocentric astrology by pointing out something about the history of the change from geocentric astronomy/astrology to heliocentric astronomy. We know that Nicholas Copernicus was the man who first demonstrated that it was the earth which circles around the Sun, and not vice versa. Before this, everyone assumed it was the Sun that circled the earth, and this extended to astrologers too.

In fact, before the Copernican revolution (as it has been called), astronomers were astrologers, and astrologers were astronomers. That gradually ended when it was agreed that it was the earth which orbited the Sun, and not what they had preciously imagined.

Astronomers held fast to the new heliocentric view, and this view in fact answered the scores of questions that

## Major Chart Patterns

had been outstanding up to that point, perfectly. With one fell swoop, centuries of belief fell away, and were replaced by a view that was true enough to eventually get man on the Moon, and beyond.



### **Astronomers and Astrologers**

But a schism developed between the astronomers and the astrologers, which previously had been of one mind. The astronomers moved on into heliocentric (and geocentric) calculations, but the astrologers never adopted the heliocentric perspective. They acknowledged the truth of it, as science, but never added the heliocentric astrological chart to their toolbox of astrological techniques.

That state of affairs exists to the present day, although a growing number of widely recognizes astrologers (like Dane Rudhyar and L.E. Johnro) have pointed out the need for astrologers to study the heliocentric chart. We are working on that now.

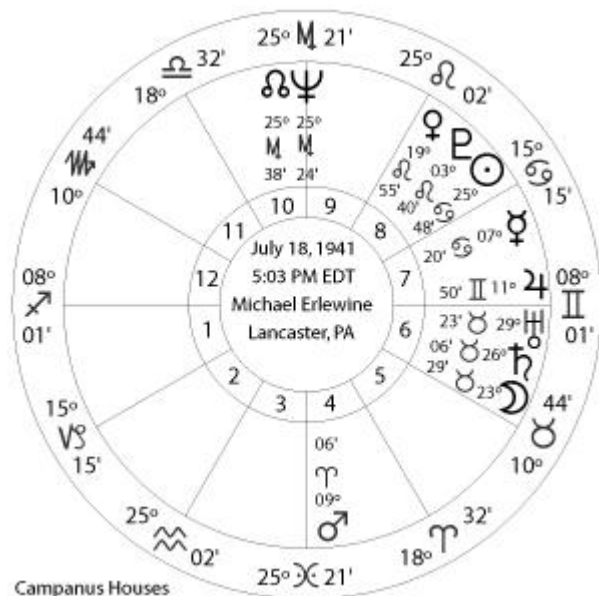
## Major Chart Patterns

What I am pointing out here is that, if the heliocentric chart is as people like Dane Rudhyar have said, a chart of our deeper self or soul, then we might like to have a peek at that, instead of trying to derive all our astrological information from a single chart, the traditional geocentric chart wheel. Each perspective of our birth, each type of astrological chart, is best at bringing out a particular view. We have, for centuries, been trying to extract all our information from a single chart, the geocentric natal chart.

This is fine, if all we need is a roadmap of our life circumstances and outer path. But if we want a glimpse inside, at our deeper or more spiritual self, then it is much easier to also look at the heliocentric chart, as that chart brings out or shows the information of our inner path, our Dharma.

## Your Astrological Toolbox

### Your Astrological Toolbox



### The Toolbox















- (1) Chart Wheel
- (2) 12 Astrological Houses and House Cusps
- (3) Planets in the Houses

Let's get familiar with the various tools of astrology. Right now, all you need is a copy of a natal chart, preferably your own. There are many online services that will provide this. Using my own chart here as an example, the standard astrological wheel-of-houses chart forms looks like this. Your form may differ slightly, but it should look quite similar.

What you have is the circular chart form, divided into twelve equal divisions of 30-degrees each, much like you would cut a pizza. These are the Twelve Astrological Houses or the "houses," as they are usually called.

## Your Astrological Toolbox

In the various houses are the planet symbols, with their astrological sign, and the degrees and minutes of position in that sign. Around the outside of the wheel (on the outer rim) are the twelve house cusps, one for each of the twelve spokes of the wheel, again in zodiac sign, degrees, and minutes. If you don't yet know the symbol glyphs for the zodiac signs and the planets, I have included them here for easy reference.

Planets and Angles			
	The Sun		Uranus
	The Moon		Neptune
	Mercury		Pluto
	Venus		Pluto
	Mars		Nodes
	Jupiter		Ascendant
	Saturn		Midheaven

### The Lights, Planets, and Angles

Here are the symbols or glyphs for The Lights (Sun and Moon), the planets, the lunar node, and the two main angles, ascendant and Midheaven. There is general agreement as to what these look like, with the exception of the planet Pluto, where there are two symbols in use. Here I have shown the original symbol as created by astronomers, the P-like symbol, and the another version use by astrologers, particularly in Europe. Both are acceptable.

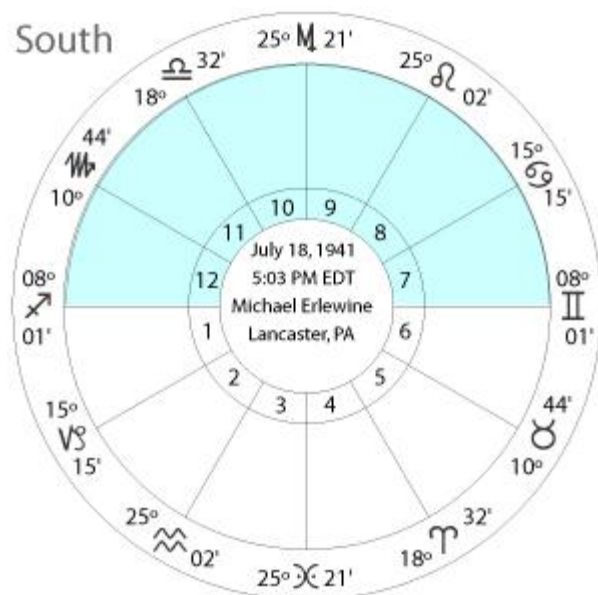
## Signs of the Zodiac

 Aries	 Libra
 Taurus	 Scorpio
 Gemini	 Sagittarius
 Cancer	 Capricorn
 Leo	 Aquarius
 Virgo	 Pisces

### The Signs of the Zodiac

Here are the twelve signs of the zodiac along with the astrological glyph or symbol. These symbols can differ a little, and there are some variations. For example, here I am showing for the signs Virgo and Pisces, the original Greek version of those glyphs, which I feel are more revealing, in that Pisces looks like two fishes, head to head, and Virgo has the cross of matter hanging from its upper part. You can decide what you like and use those.

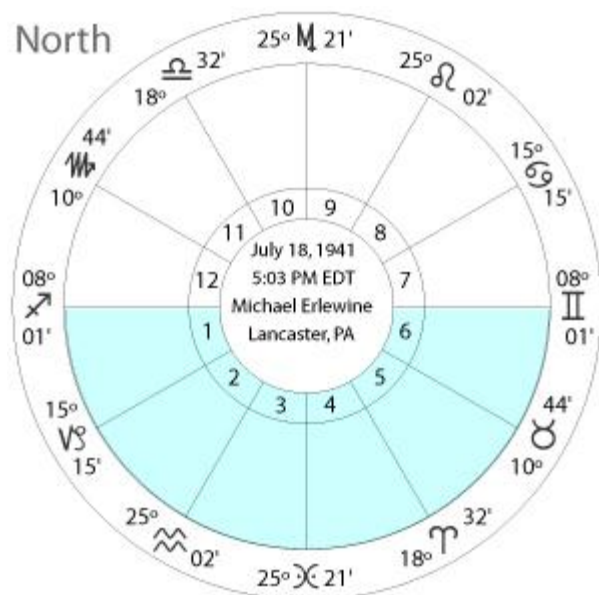
## Your Astrological Toolbox



### The South

In temperate climates, like here in the U.S., the upper half of our astrology chart maps the area of the sky above us (Zenith) and to the South. This is the most open part of the chart, since it includes the very top of the chart (the Midheaven in the zodiac) and all the sky and heavens open above us. The top of the chart includes the six houses: 6, 7, 8, 9, 10, 11, and 12. Later in this course, we will see that this very open (and upper) area of the chart represents our outer or public aspect (out in the open), and those who are born with most of their planets in these upper houses (7, 8, 9, 10, 11, and 12) are said to have a more public destiny - some outward show.

## Your Astrological Toolbox



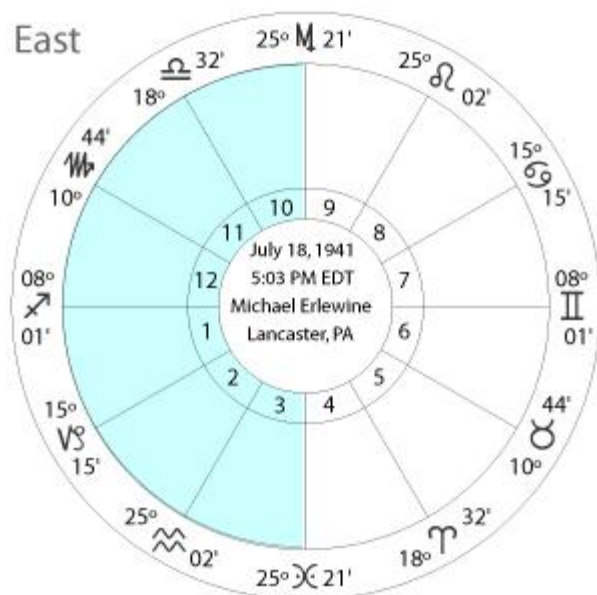
### The North

In temperate climates, like here in the U.S., the lower half of our astrology chart maps the area of the sky beneath us and to the North. This is the most closed or private part of the chart, since it includes all of the heavens beneath our feet and on the other side of the earth from where we are, and this lower point in the chart in the zodiac is called the I.C. (Immunus Coeli), which literally means the "bottom of the sky."

This bottom of the chart includes the six houses: 1, 2, 3, 4, 5, and 6. Later in this course, we will see that this very closed (and lower) area of the chart represents our inner or more personal aspect (not in the open), and those who are born with most of their planets in these lower houses (1, 2, 3, 4, 5, and 6) are said to be more private, inward, and family or home oriented.



## Your Astrological Toolbox

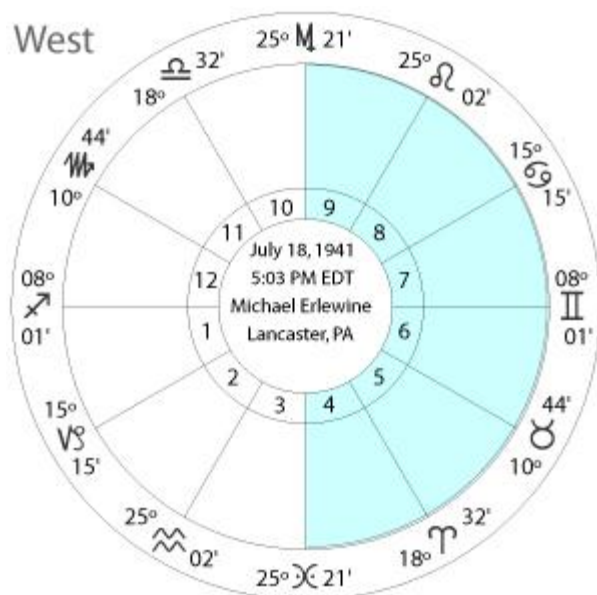


### The East

In temperate climates, like here in the U.S., the left half of our astrology chart maps the area of the sky to the East of us. This is where the Sun comes up each day and all the planets rise, and this part of the chart is called the ascendant (the ancient Greek term is: horoscope).

The eastern part of the chart includes the six houses: 10, 11, 12, 1, 2, and 3. Later in this course, we will see that this area of the chart, where everything rises or comes up, represents a very active and forward-moving part of our chart, and those who are born with most of their planets in these eastern houses (10, 11, 12, 1, 2, and 3) are said to be energetic, self-starting, and initiators of action.

## Your Astrological Toolbox



### The West

In temperate climates, like here in the U.S., the right half of our astrology chart maps the area of the sky to the West of us. This is where the Sun goes down each day and all the planets set, and this part of the chart is called the descendant. .

The western part of the chart includes the six houses: 4, 5, 6, 7, 8, and 9. Later in this course, we will see that this part of the chart, where everything sets or goes down, represents a very passive and accommodating part of our chart, and those who are born with most of their planets in these western houses (4, 5, 6, 7, 8, and 9) are said to be very receptive, working with an existing situation, rather than starting with something new. We are talking Aikido, and not Judo.

## Your Astrological Toolbox



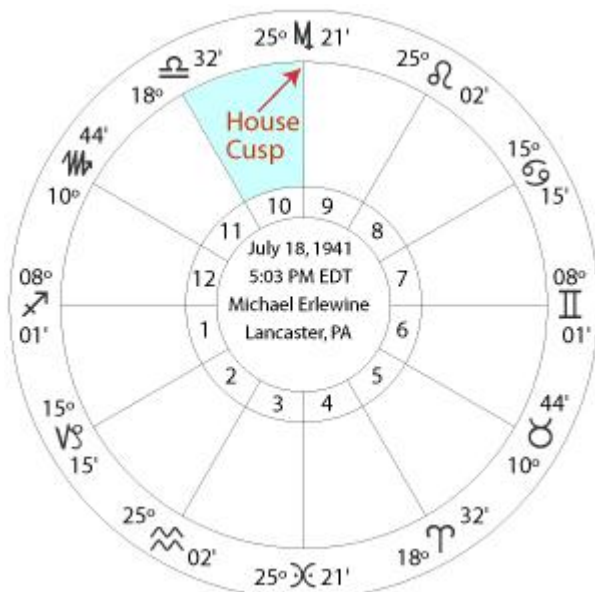
### The Twelve Houses

Recap: Traditionally astrologers have divided the chart wheel and space around the birthplace into twelve pie-shaped sections, each taking up roughly 1/12th of the zodiac circle of about 30 degrees. We have said something about the four main directions and halves of the chart, and what they might mean for those born with a lot of planets there. Dividing the chart space/circle into twelve parts is just a further refinement, and each of these twelve sections has a particular meaning, in particular if you have some planets sitting in a house.

We will get to this a little later on. Right now, we are just pointing out that the entire heavens surrounding the birth place is divided into twelve sections and plotted on a circle or wheel, so that we can easily see what planets or points are (roughly speaking) in a given geographic direction and astrological house. The entire 360-

## Your Astrological Toolbox

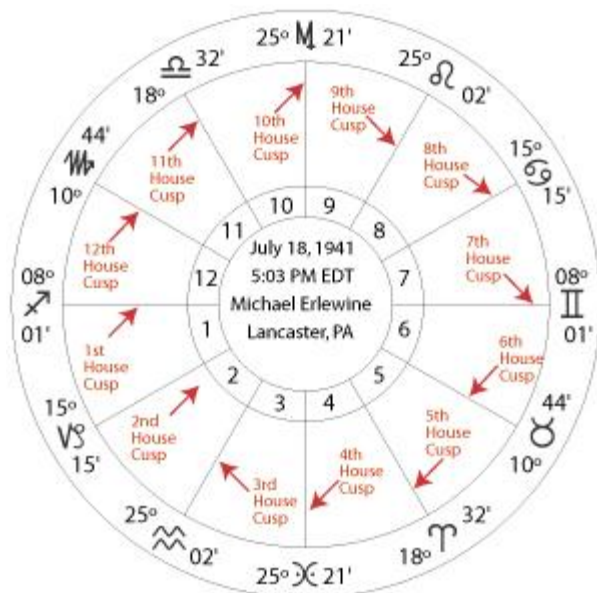
degrees of the zodiac (all twelve signs) are divided into these twelve sections.



### House Cusps

The twelve astrological houses divide the circle of the zodiac into twelve roughly-equal pie-shaped houses, and each of these twelve house (in most cases) has one of the signs of the zodiac on what is called its "Cusp." A house cusp marks the beginning of that particular house. In the above diagram, we see the house cusp for the 10th House. This house cusp is, as you can see, in the zodiac sign of Virgo. In fact, as the chart wheel shows, the 10th house cusp starts at 25-degrees and 21 minutes of the zodiac sign Virgo, and goes to 18-degrees and 32 minutes of the zodiac sign Libra, which marks the end of the 10th house and the beginning (the cusp) of the 11th house. House cusps follow one another, in the regular (counter-clockwise) motion of the zodiac in the chart wheel.

## Your Astrological Toolbox

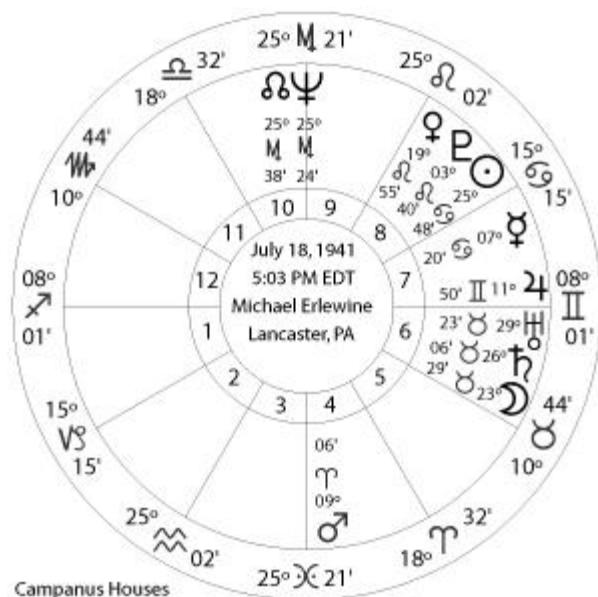


### The Twelve House Cusps

In this diagram, we show the house cusps (beginning of the house) for all twelve houses. The 1st house cusp (on the far left of the chart wheel) is the ascendant or rising sign. Here the ascendant is in the zodiac sign Sagittarius. To be exact, the ascendant is 8-degrees and 1 minute of Sagittarius. The Descendant or 7th house cusp is on the far right, at 8-degrees and 1 minute of Gemini.

The 10th house cusp (also called the Midheaven) is at the top of the chart, at 25-degrees and 21 minutes of the zodiac sign Virgo. The opposite point or 4th house cusp (also called the I.C.) is at 25-degrees and 21 minutes of the zodiac sign Pisces.

## Your Astrological Toolbox



### Putting in the Planets

We now have the chart wheel and the twelve house cusps drawn in. The only thing missing are the planets, which are then placed on the chart wheel, in the houses where they belong.

At any given moment, the Sun, Moon, and planets are located somewhere in the zodiac, moving along at their various speeds. For example, at my birth the Sun was in the zodiac sign Cancer, at 25-degrees and 48 minutes of Cancer.

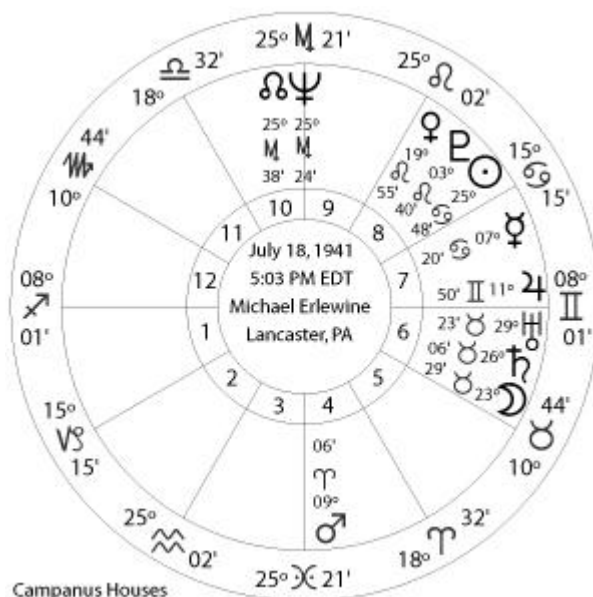
We can see by looking at my birth chart that the 8th house cusps starts at 15-degrees of Cancer and ends at 25-degrees of the sign Leo. My Sun at 25-degrees of Cancer therefore falls within the 8th house and can be penciled in. If you have a computer program, then all of this is done for you. Each of the planets is put in the appropriate house. If more than one planet is in a house

## Your Astrological Toolbox

(as often happens), then the planets in that house are placed in the regular zodiac order.

In my chart, I have the Sun, Pluto, and Venus in the 8th house. All three are placed in the 8th house, the Sun first, then Pluto, and then Venus, since that is the order they are in the zodiac.

I hope this is all somewhat clear. We will go into much greater detail later in this course on all of these matters, but here all that you are expected to understand is the basic circular shape of the chart wheel, the twelve house cusps around the outer edge, and the planets positioned in the correct house. Look at your own chart and verify these three items.

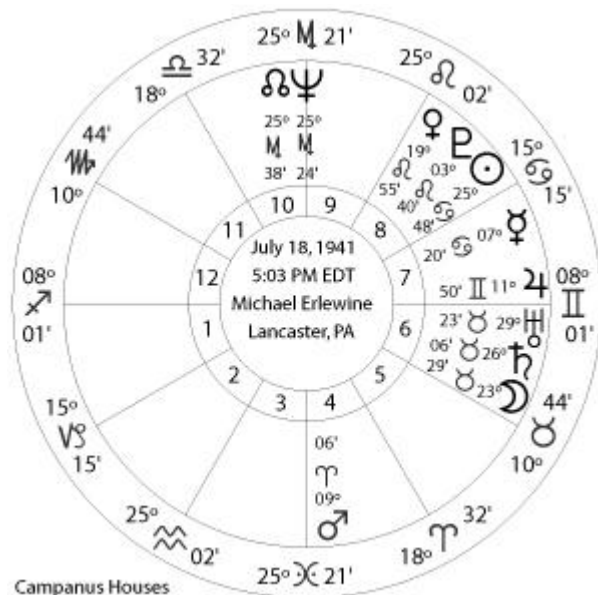


## Astrology Chart Forms

The standard chart wheel, as shown above, is not the only way astrologers look at their astrology. In fact, the circle with twelve equal houses is probably no longer

## Your Astrological Toolbox

even the most popular format that professional astrologers use. Each of us settles upon what works best for us. Let's go through some of the more popular chart forms and point out their pros and cons. Here goes.



### The Standard Wheel of Twelve Houses

Ancient astrologers, in particular those in India and the far east did not even use round chart wheels. Most of them were square shaped. The format shown above, a round chart wheel, with twelve equally spaced houses, was probably the most popular form used in the 20th Century.

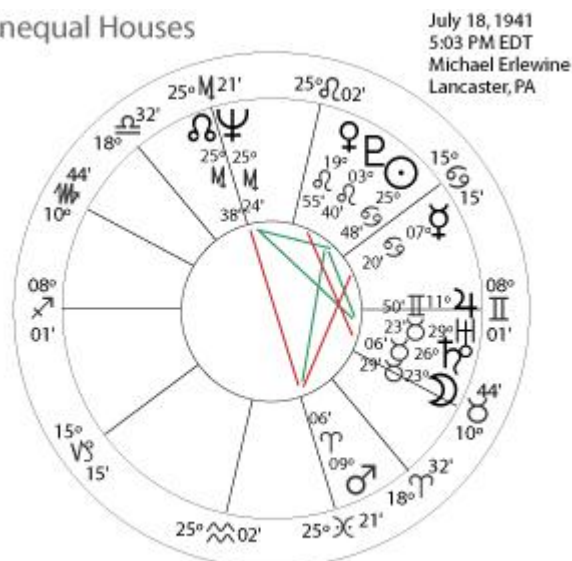
This chart form has twelve equal-sized houses, even though almost no astrological house systems, aside from the Equal House System, has house that are even 30 degrees in size. Why use it?



## Your Astrological Toolbox

The simple answer seems to be that it looks neat, and provides equal room to each house to write in the planets. When I was first learning astrology, in the early 1960s, it was just about the only chart form available, and the one I grew up on. And it comes in fancier varieties, as well, with scalloped houses, lotus-shaped chart wheels, and so forth. This is the most common form of the astrological chart wheel.

### Unequal Houses



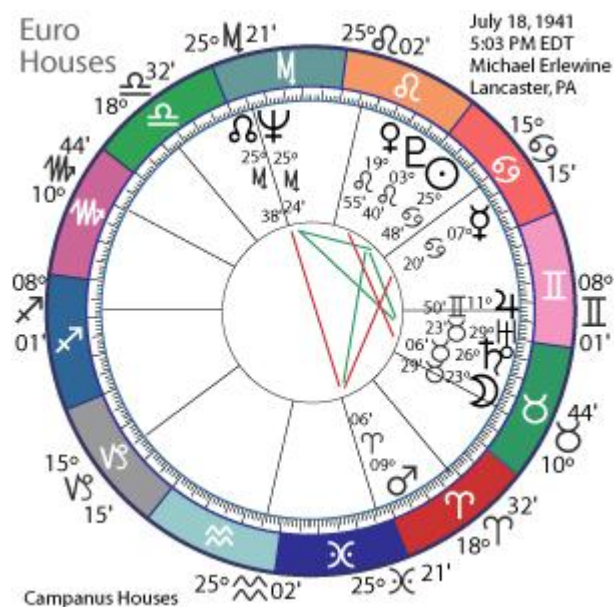
## Unequal Wheel of Houses

Astrologers who were interested in exactly how much space a house system gave to each house developed a wheel of houses that was exactly like the standard chart wheel, except that it showed the actual space that each house took up. Some pieces of the zodiac pie are larger than others, and this form shows that. The ascendant or first house cusp is still on the left, but, as you can see, the 10th house cusp (Midheaven) and the other house cusps are staggered, showing the actual amount of

## Your Astrological Toolbox

space allocated to each house, rather than making all houses an equal 30 degrees.

A side benefit of this kind of chart is that a small aspectarian can be drawn in the center of a chart, which shows at a glance something about the aspect patterns that make up the chart. With unequal houses, this means that the planet positions are roughly where they should be on a 360-degree wheel, so it is possible to draw such an aspectarian out. In the standard wheel of houses, this did not work, as the planets were restricted spatially to the equal 30-degree houses, and this was seldom true enough to bring out the patterns. This chart format is still quite popular.

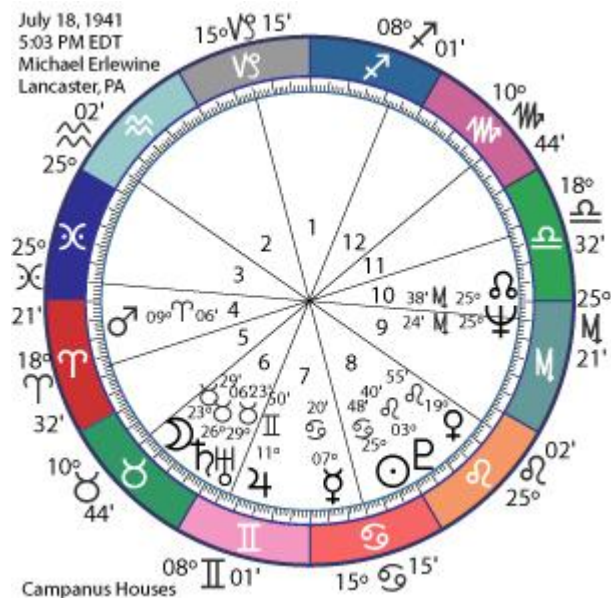


### The Euro Wheel

European astrologers liked to see the planets drawn in at the correct degree in the circle of the zodiac, and did not like squeezing a bunch of planets into any of the equal-sized house systems. The so-called Euro Wheel

## Your Astrological Toolbox

was the result. As you can see, we still have the twelve houses, with the ascendant or first house cusp on the far left, but there is more emphasis on the twelve signs, the band of the zodiac. They even added color to give each sign a distinctive feel. Here we are using a variant of what is called the Queen's Color Scale. The space in the chart wheel center is perfect for drawing a small aspectarian in color, which helps to show the major chart patterns at a glance. In some versions, the twelve house numbers are also drawn in, as well. This chart form has many variants and today is one of the most popular chart formats used, but here and in Europe.



## The 360-Degree Open Wheel

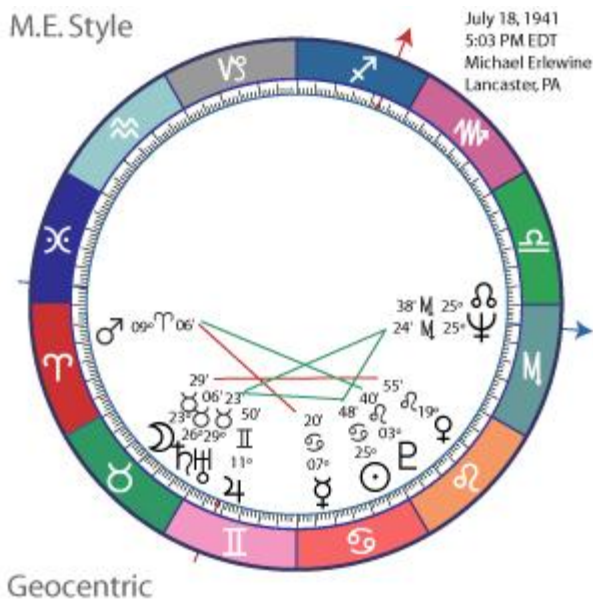
Another very popular chart style in use today is what is called the "Open Wheel" or "360-Degree Wheel." This format is another step closer to accenting the band of the zodiac. Notice that it puts the twelve signs in the traditional position, with Aries at the left, Capricorn to

## Your Astrological Toolbox

the top, and so on, all around. The twelve houses are then drawn where they belong in the zodiac, in unequal mode. In this format, the houses are de-emphasized in favor of the fixed position of the zodiac in space. This type of chart form is excellent for keeping track of everything out there in space, such as the various fixed stars and important points like the Galactic Center (G.C.), which is around 26 degrees of Sagittarius. Instead of having to look through the chart wheel to see where a point like the G.C. occurs, instead you look right at the 26 degrees of Sagittarius, since that is where it always is.

This format has the disadvantage that you do have to find where the first house cusp is (or any other cusp), and this can be distracting. But for those astrologers, like myself, who are more interested in the large-scale patterns in the chart, and only less concerned about house position, this chart form or a variant of it may be the chart wheel of choice, which leads me to the chart form that I actually use, coming up next.

## Your Astrological Toolbox



### My Favorite Style Open Wheel

This is the chart form that I have used for the last 30 some years. As you can see, it is an open wheel, and each of the planets is placed exactly where it goes (as near as possible) in the zodiac. In the center of the chart form, the major aspects (opposition, trine, square, sextile, etc.) are drawn with colored lines to bring out the main patterns.

And note that the houses are still further de-emphasized. Here only the ascendant-descendant axis is drawn in (red line), as well as the Midheaven-I.C. axis (blue line). The red arrow marks the ascendant or first house cusp, and the blue arrow marks the Midheaven or 10th house cusps. The other house cusps are not even shown.

My reason for this is that I am more interested in the two chart axes, than I am with the intermediate cusps. The intermediate cusps change depending on what house


## Your Astrological Toolbox

system you are using, and there are dozens of them now, but the two axes (ascendant and Midheaven) are the same for most major house systems. My interest is more in these four major quadrants, than in the houses in between. Also, I often use a standard wheel of houses, when I want to look at the houses separately, but I seldom do so.

In summary, we have looked at what are probably the most popular chart wheel formats used by both amateur and professional astrologers today. But keep in mind, that there are literally hundreds of wheel variants out there.

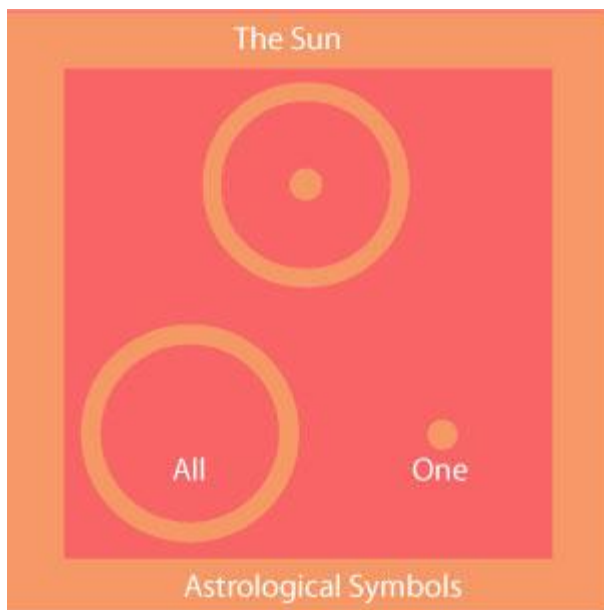
## Your Astrological Toolbox

### Astrological Symbols



### The Planets

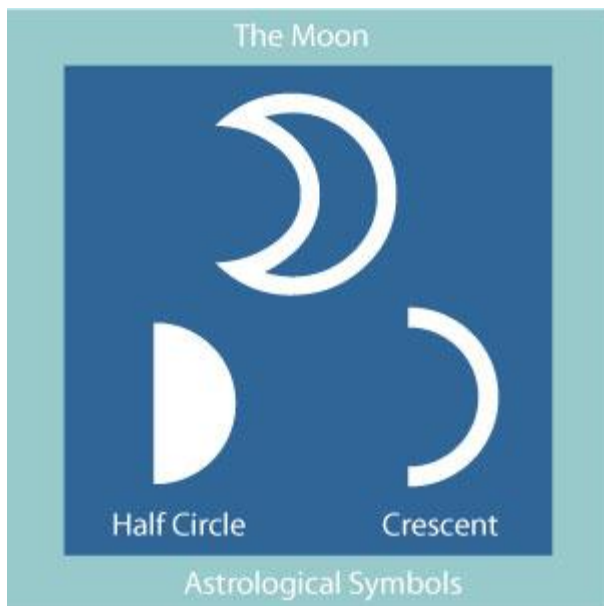
The astrological glyphs or symbols tell a story all their own, one worth hearing. Let's take the time to go through some of the main symbols and make brief comments.



## The Sun Symbol

This one is pretty simple, a point and a circle, combined. The point or dot represents matter and the circle, spirit. Or, here is the ultimate symbol of a cycle, full expansion (circle) and complete contraction (dot). This is the symbol of the most powerful heavenly body we know anything about, the Sun, source of all light and warmth. This is the Alpha and Omega, the one and the all - you name it. What a perfect symbol!

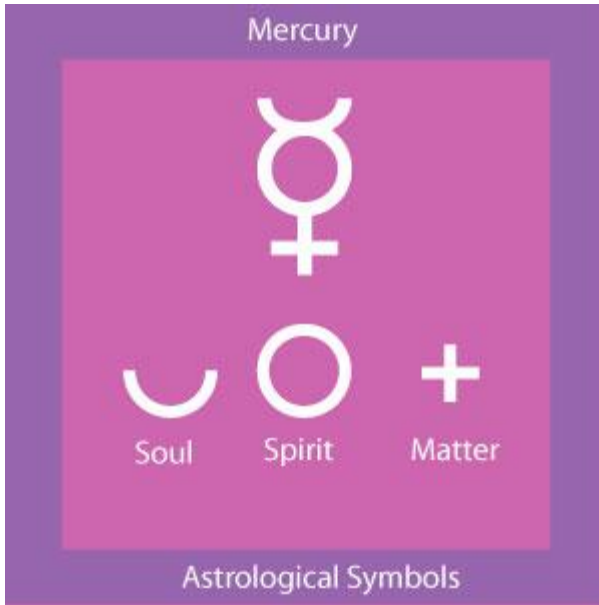




## The Moon Symbol

Here is the symbol of the crescent, which symbolizes the soul, the receiver, the open arms and the cup, waiting to be filled. The Moon glyph also indicates the whole idea of phases, of going through a cycle, and it is the Moon that distributes the light of the Sun to the earth through its monthly cycle.

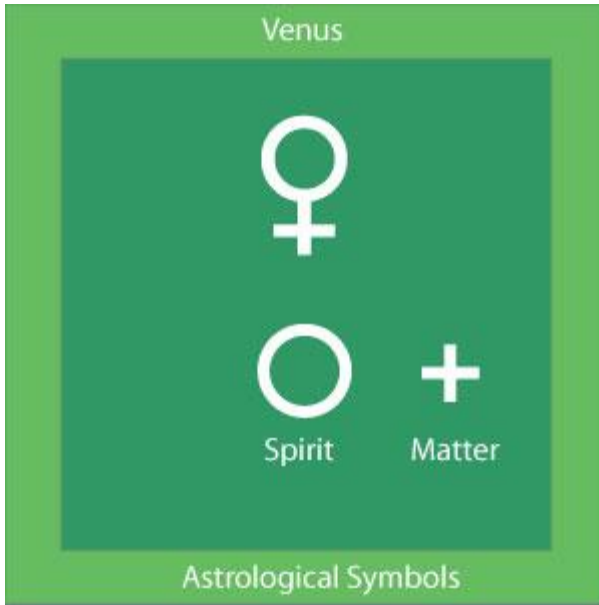
## Your Astrological Toolbox



### **Mercury Symbol**

The symbol for Mercury, is threefold, the circle of spirit, crowned with the soul of the crescent, and carrying the cross of matter beneath. The crescent receives from above, and the cross of matter tugs from below. The circle of spirit is what they are all connected to.

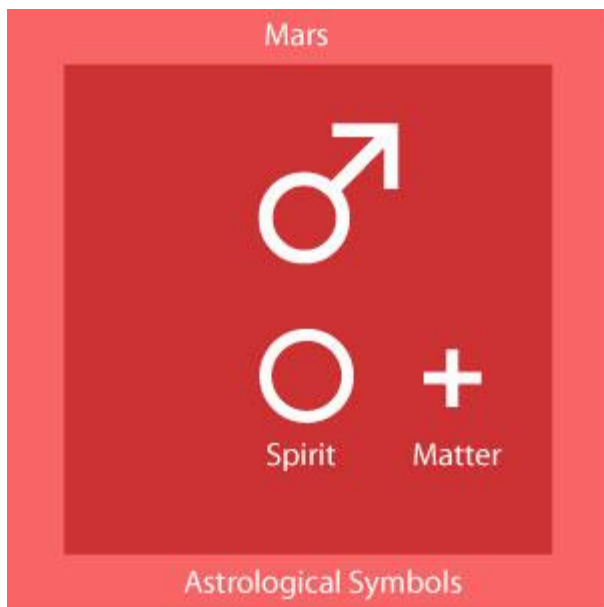
## Your Astrological Toolbox



### **Venus Symbol**

Very simple, the circle of spirit, above the cross of matter. The cross is pulling down, toward matter, but the circle of spirit is dominant. Matter is subservient here to spirit.


## Your Astrological Toolbox



### **Mars Symbol**

Here we have the circle of spirit dominated by the cross of matter, and the cross more like the point of a spear. Here matter is dominant over spirit, and indicated by its direction, the outward flow we associate with Mars.

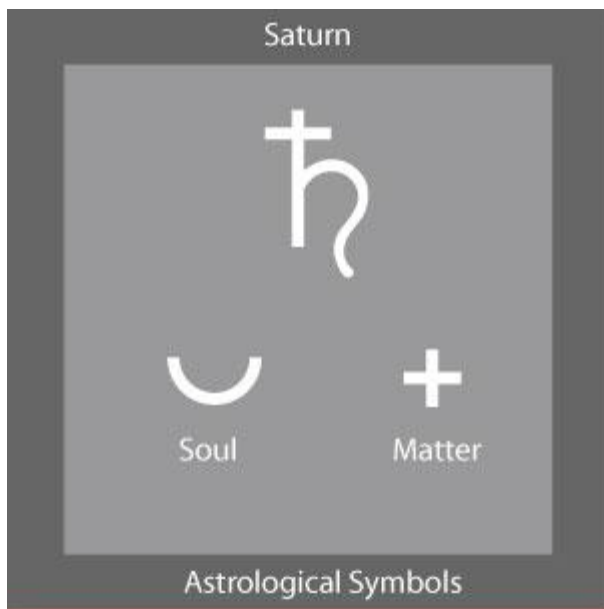
## Your Astrological Toolbox



### **Jupiter Symbol**

Here is the cross of matter, combined with the crescent of soul, and the crescent is on top, and faces outward. Soul dominating matter is a sign of a benefic, rather than a malefic.

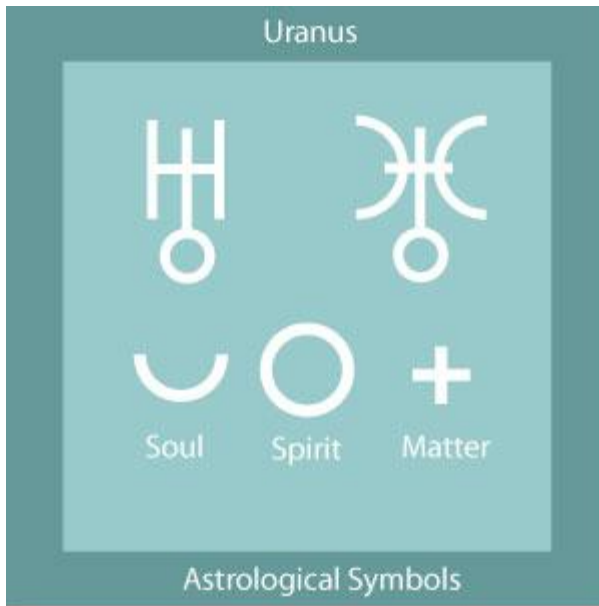
## Your Astrological Toolbox



### **Saturn Symbol**

Here we have the cross of matter and the crescent of soul, with the cross very much on top and dominating. The soul is under the control of matter. How fitting for Saturn, the ruler of form and often considered the major malefic.

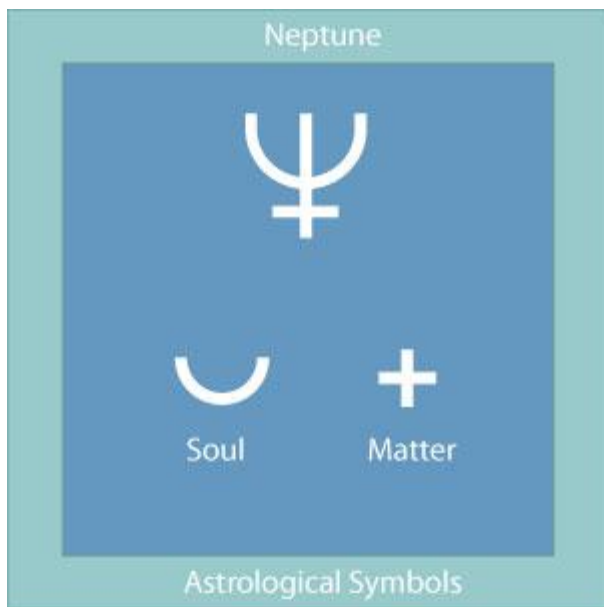
## Your Astrological Toolbox



### Uranus Symbol

Here is the circle of spirit and the cross of matter, with the spirit beneath the matter. However, this is not your typical cross of matter, looking at either of these symbols of Uranus, one of which also has the crescent of soul. Matter is dominant, but it is more like an antennae or feeling, very fitting for the planet that uses matter as a way to insight, via inventions, insights, etc.

## Your Astrological Toolbox




### **Neptune Symbol**

Here we have the crescent of soul, and very wide at that, above the cross of matter, In fact the cross kind of extends up and is embraced or enclosed by the crescent.



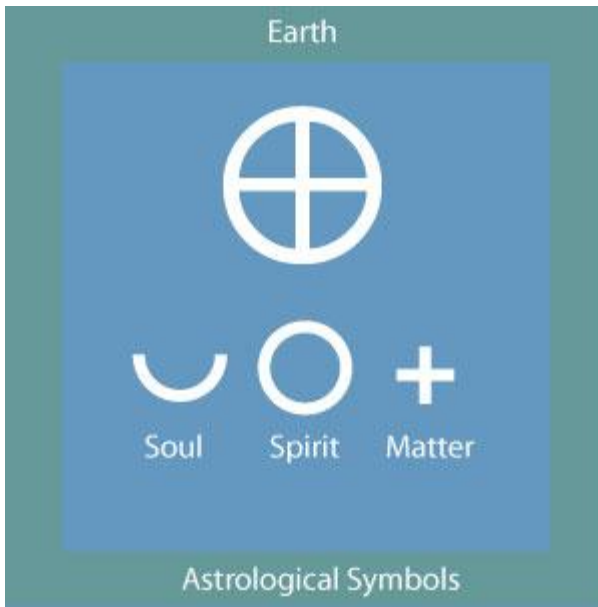
## Your Astrological Toolbox



### **Pluto Symbol**

There are two popular symbols for Pluto, both of which include some form of crescent. The one on the right is probably more telling as a symbol for in it, the cross of matter is dominated by the crescent of soul, which embraces the circle of spirit. How appropriate for a planet that represents the door to the underworld and rebirth. It looks like a womb, with a baby in. The older form of Pluto looks like a fetus. Both are perfect.

## Your Astrological Toolbox



### **Earth Symbol**

Here we have it all, the circle of spirit, the crescent of soul, and the cross of matter. The circle embraces the cross, and the cross divides the circle into crescents. This is the symbol of earth, where matter and spirit meet.

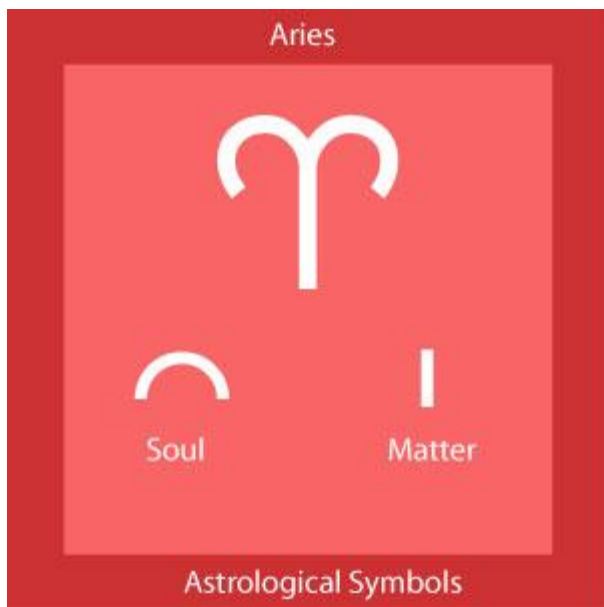
## Your Astrological Toolbox



### **The Signs**

The astrological glyphs or symbols tell a story all their own, one worth hearing. Let's take the time to go through some of the main symbols and make brief comments.

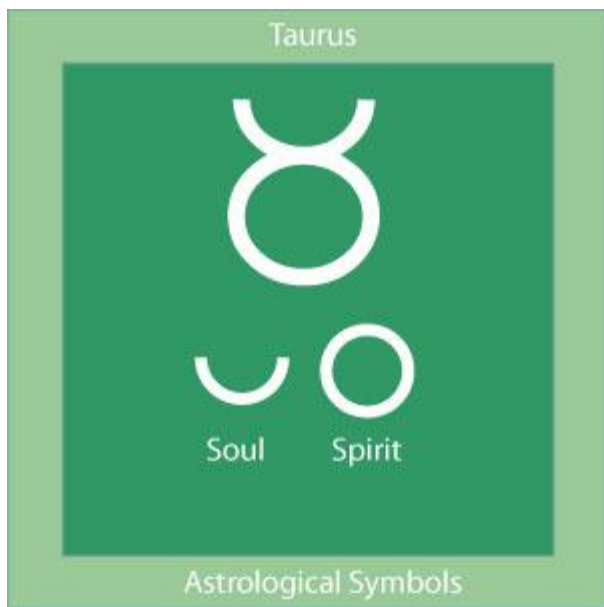
## Your Astrological Toolbox



### **Aries Symbol**

The crescent of soul, upside down, on a single shaft, can be seen as a sprout arising or as a tool for digging or puncturing. It traditionally represents the horns of a ram.


## Your Astrological Toolbox



### **Taurus Symbol**

The circle of spirit, with the crescent of soul on the top, open and receiving. Perhaps it is supposed to look like a bull, but it is a perfect sign for the most receptive Taurus.

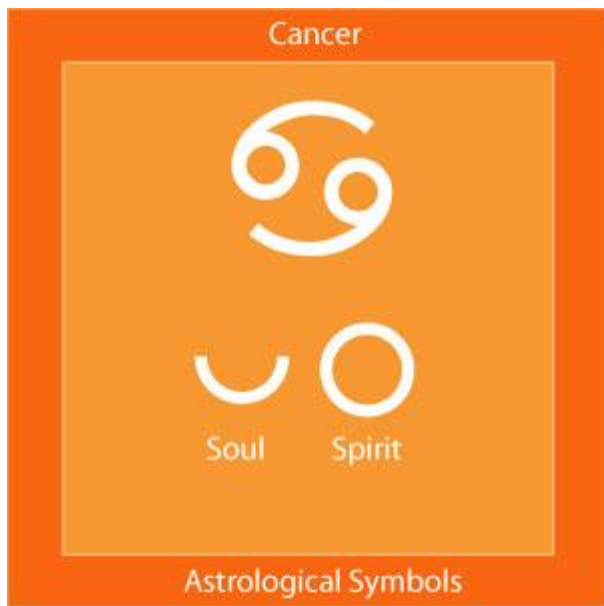
## Your Astrological Toolbox



### **Gemini Symbol**

Obviously, this simple represents the number two, the twins, and a mirror-like image.

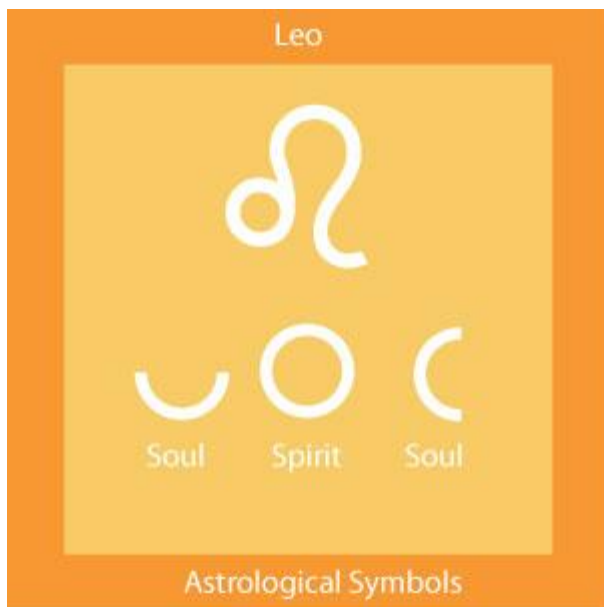
## Your Astrological Toolbox



### **Cancer Symbol**

The circle of spirit and the crescent of soul, doubled, and interfaced with one another. Yes, cancer the crab, but aside from that, a very powerful symbol of being.

## Your Astrological Toolbox

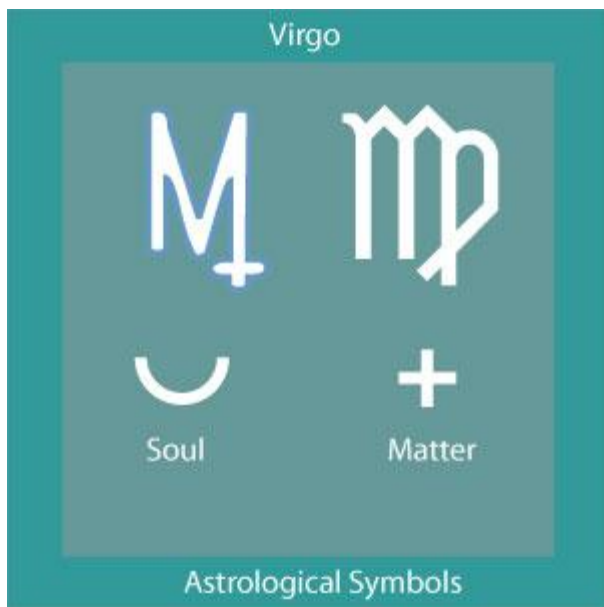


### Leo Symbol

Here we have the circle of spirit, with what we might call two forms of the crescent of soul, combined to create a form that almost looks like something unfolding or unrolling.



## Your Astrological Toolbox



### **Virgo Symbol**

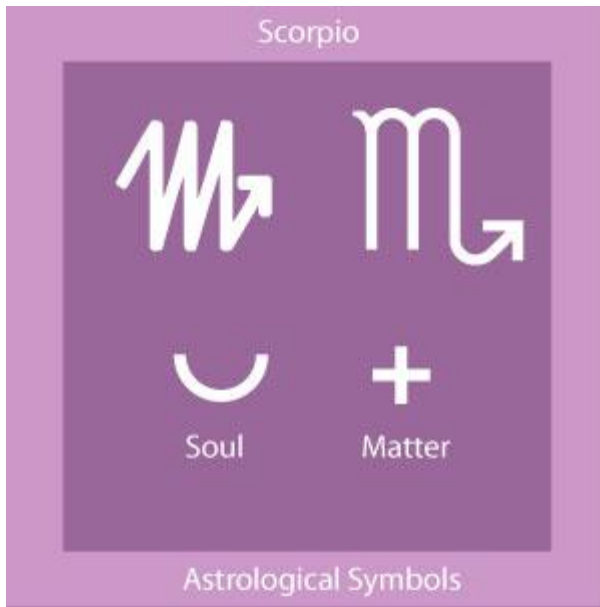
Mostly variations of the cross of matter, but with the V-like shape as an unusual form of the crescent of soul. Shown here are both the Greek (left) and the later (right) form of the glyph.

## Your Astrological Toolbox



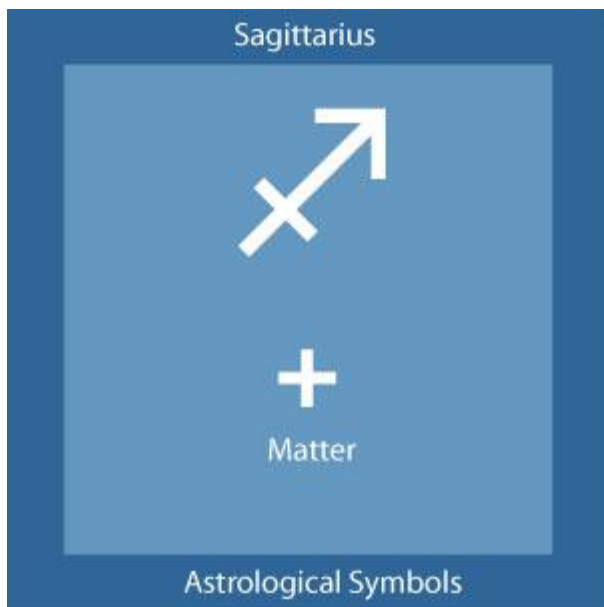
### **Libra Symbol**

An odd one, obviously representing the scales, but also interesting in combining the circle of spirit with the crescent, to almost close the circle. And this above parallel horizontal lines, representing almost a separation from matter, above and below.



## Scorpio Symbol

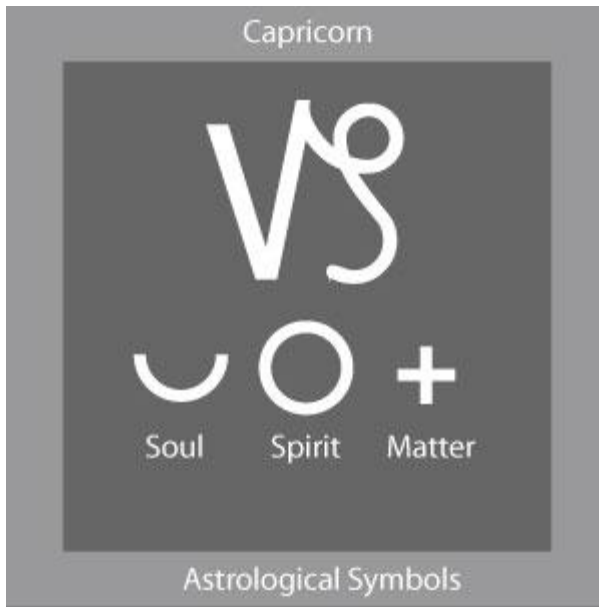
Shown here, a couple of form of the Scorpio glyph, both showing the cross of matter very prominently, and pointed up with an arrow tip, as is the Mars symbol. Perhaps we can see some kind of angular crescent of soul in the "M" shape. I tend to use the left glyph for my work, as I like the almost coil-like or spring-like feeling of it. The scorpion.



## **Sagittarius Symbol**

Two forms of the cross of matter, both sharing a real sense of direction. Of course, this is the archer, but aside from that, the directionality is key here - getting to the point.

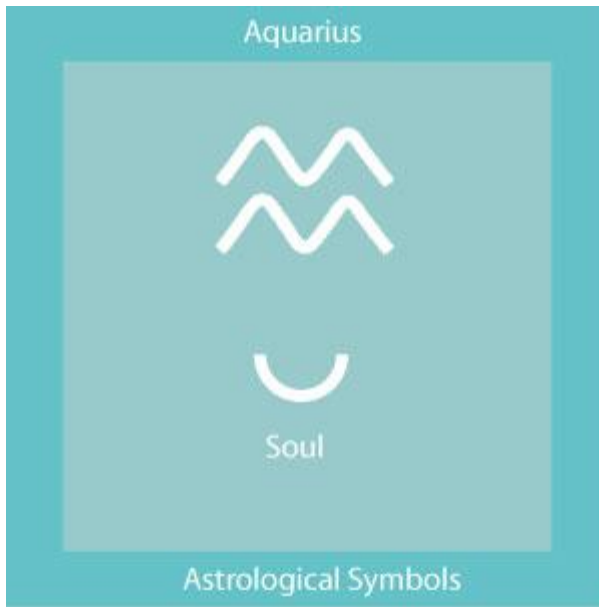
## Your Astrological Toolbox



### **Capricorn Symbol**

Capricorn is a strange combination of the crescent of soul and the cross of matter, along with a couple of crescent of soul-like curves. It represents the goat, but is a fascinating design all by itself.

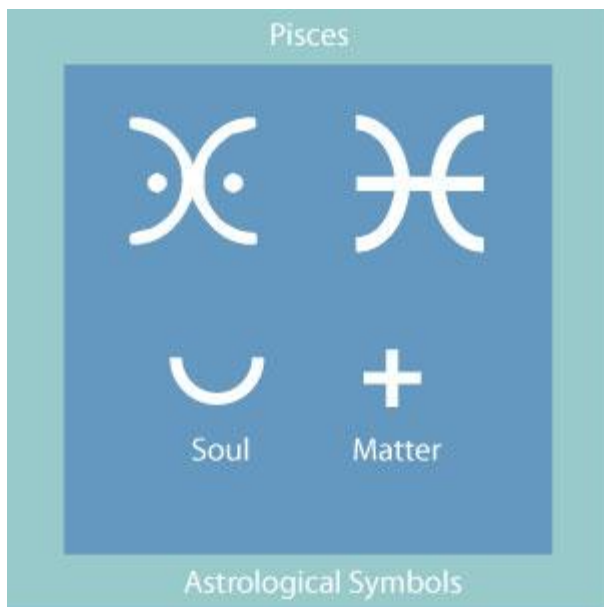
## Your Astrological Toolbox



### Aquarius Symbol/ 0578

Here we mostly have variations on the crescent of soul, with the sense of waves and water, which goes with Aquarius, the water bearer.


## Your Astrological Toolbox



### **Pisces Symbol**

Here are two forms of Pisces, the Greek version on the left, and the more modern version on the right. Both have the crescent of soul clearly shown, and in duplicate. The cross of matter is only seen in the right-hand version. I use the Greek version, myself, because it does look like two fishes.


## Astronomy for Astrologers



### The Solar System

The astrology chart is a snapshot of the solar system at the moment of your birth, but the Sun, Moon, and planets don't stop moving. They are not frozen in time like your birth chart. They continue moving in the heavens, day by day, and year by year. Today, as you read this, they are out there, somewhere, moving steadily ahead through space and time. Do they still affect us? How do they impact our natal chart? This is what we will cover in this section.






## The Natal Chart

At this point, you should be familiar with your natal chart, whether geocentric or heliocentric does not matter. The natal chart is fixed in time, freeze-framed, a snapshot of the solar system at your birth. In the diagram above, we see my helio natal chart in the center. Around it, on the outer band, are the planets right now, today, April 7, 2006. The familiar band of the zodiac is shown on the outside, so that you have some reference point.

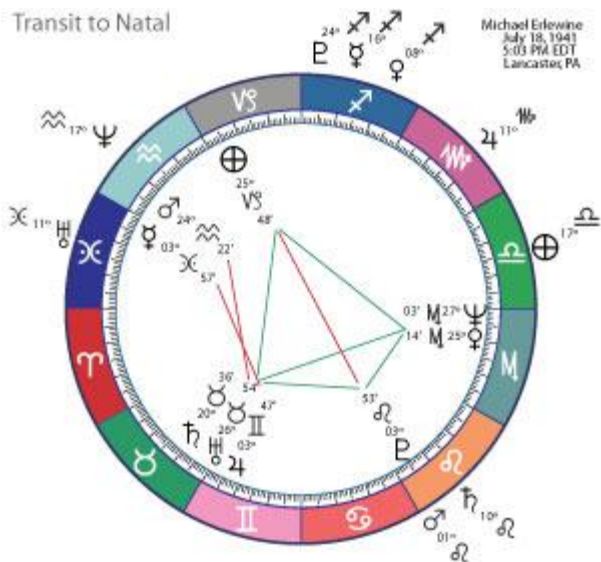
We can see my natal planets (chart center) and the transiting planets (outer) band, as they are placed against the zodiac for April 7th.



## Natal and Transit

Here are both sets of planets placed in a single chart form, which is how astrologers like to look at transits and natal positions. This is called a bi-wheel chart form. The natal planets are in the center; the transiting planets (today) are on the outside. For clarity's sake here, I have not drawn in the degree, zodiac, sign, and minutes for either the Sun, Moon, and Planets or the house cusps, but in a standard chart, they would be present.

## Astronomy for Astrologers



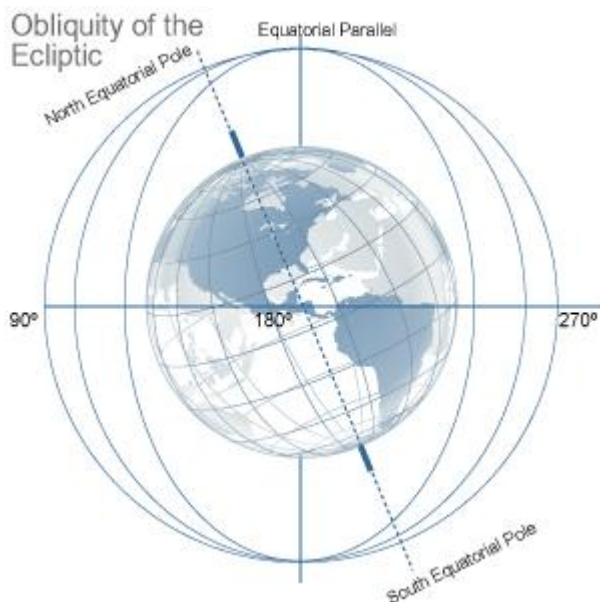
### The Bi-Wheel

Here is a typical bi-wheel chart, with the natal chart on the inside, and the transiting planets on the outside. Here we are using the heliocentric natal chart form my birth, as an example. Note that on the outer ring of transiting planets, we have only drawn in the planet symbol, the sign the planet is in, and the degrees. We have left out the minutes, as they tend to clutter up the chart too much. This is the usual method of displaying transits, not showing the minutes.

As you can see, by looking at any of the transiting planets (outer ring), you can see where it is today in relationship to the natal or birth chart. For example, we can see at a glance that transiting Mars is about to conjoin (make a conjunction aspect) with my natal Pluto. Or we could note that transiting Neptune is forming a waning square with my natal Saturn. In fact, we could note all kinds of aspects. That is what a transit to natal

## Astronomy for Astrologers

bi-wheel chart is all about, letting us see how what is happening today affects our natal chart.



### The Obliquity of the Ecliptic

The angle between the ecliptic and equatorial systems, some 23.5 degrees, is called the Obliquity of the Ecliptic, and this angle creates the difference in perspective between the two systems. Let's go over some of the main points of difference between these two systems.

1. The celestial equator and the ecliptic plane intersect to form the two equinoxes and the equinoctial axis.
2. The Vernal Equinox or  $0^\circ$  Aries node or point is the ascending node of the ecliptic plane to the equatorial plane.
3. The Autumnal Equinox or  $0^\circ$  Libra point is the descending node of the ecliptic plane to the equatorial plane.

## Astronomy for Astrologers

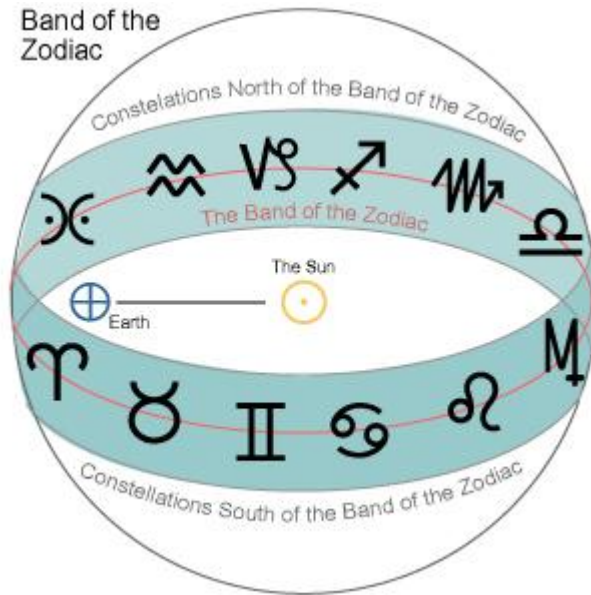
4. These points and these two coordinate systems are FIXED in space.

5. AT ANY MOMENT and AT ANY PLACE in the Earth's orbit, the ZERO° Aries point is ALWAYS in the same direction and at an infinite distance.

6. The measurement of longitude along the ecliptic or the equator is only identical at the four Cardinal points: the two equinoctial and solstitial points.

7. At all other points, there is a difference between a degree of longitude (the same degree) as measured along the ecliptic and the same degree measured on the equator.

8. Each system is simply tilted at an angle to the other.

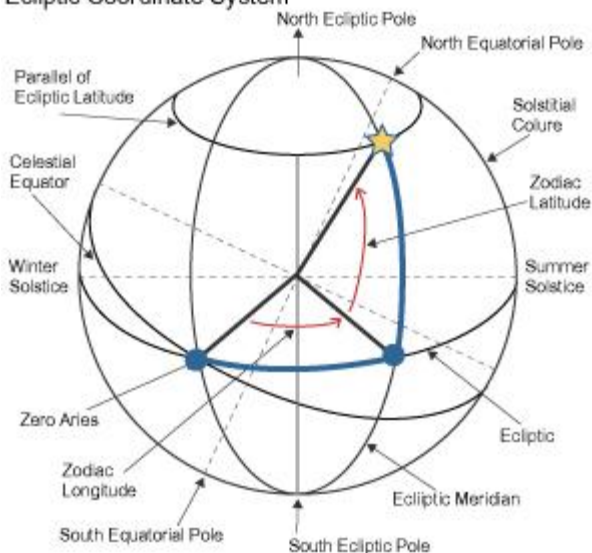


## The Band of the Zodiac

In fact, this great plane divides all of the universe in two sections or hemispheres containing those constellations of stars above (north) the zodiac plane and those constellations of stars below (south) this plane. The ecliptic plane is also commonly divided into twelve equal 30° sections, the signs of the zodiac. We will ignore for now the argument as to whether the 12 signs of the zodiac fit the star constellations bearing their names. Of the 89 common constellations, these 12 zodiac signs have received very much more attention than the remaining 77 or so other constellation that are scattered about, above and below the ecliptic plane.

## Astronomy for Astrologers

### Ecliptic Coordinate System



## Ecliptic Coordinate System

**Ecliptic Coordinates** -- In this system, the ecliptic or plane through the Earth's orbit is taken as the plane of reference. The co-ordinates used are Celestial Latitude (the perpendicular distance of the object from the ecliptic in angular measure) and Celestial Longitude (the angular distance along the ecliptic between the plane through the object and the First Point of Aries). The Solstitial Colure is the great circle which passes through the summer and winter solstices (the hour circle of R.A.  $90^\circ$  and  $270^\circ$ ).

**Ecliptic Sphere** -- Also called the Zodiac Sphere, this is the sphere resulting from projecting the plane of the Earth's orbit and points (its poles)  $90^\circ$  north and south of that plane.

**Ecliptic Plane** - The ecliptic is a plane that passes through the centers of the Earth and the Sun. It represents the path the Sun's center takes each year on

## Astronomy for Astrologers

the celestial sphere as seen from the Earth or the Earth's path as seen around the Sun.

North Ecliptic Pole - The point on the ecliptic sphere that are 90 degrees from the plane of the ecliptic, to the North or 'above'.

NEP -- North Ecliptic Pole

South Ecliptic Pole - The point on the ecliptic sphere that are 90 degrees from the plane of the ecliptic, to the South or 'below'.

SEP - South Ecliptic Pole

Obliquity of the Ecliptic - The  $23\frac{1}{2}^{\circ}$  angle ( $23^{\circ}27'$ ) that represents the inclination of the ecliptic to the celestial equator. This also marks the maximum angular distance that the Sun can reach north or south of the celestial equator at the times of the solstices.

Celestial Latitude (Ecliptic Latitude) -- The angular distance of any object measured north or south of the plane of the ecliptic to the poles, from  $0^{\circ}$  to  $90^{\circ}$ .

Celestial Longitude (Ecliptic Longitude) - The angular distance of any object as measured from zero Aries to a plane through an object.

Zodiac - From a Greek word meaning the 'circle of animals', is a belt about  $18^{\circ}$  wide ( $9^{\circ}$  above and  $9^{\circ}$  below the plane of the ecliptic) within which the planets travel. This circle is divided into 12 equal  $30^{\circ}$  sections, the signs of the zodiac - Aries, Taurus, Gemini, Cancer, Leo, Virgo, Libra, Scorpio, Sagittarius, Capricorn, Aquarius, and Pisces. At one point (over 2000 years ago), the signs of the zodiac corresponded with the constellations of the same name. However, due to precession, the signs have drifted westward (backward) until today they are almost an entire sign ( $30^{\circ}$ ) off.



## Astronomy for Astrologers

Solstices - The longest and shortest days of the year, when the Sun reaches its greatest angular distance from the equator. The longest day is the summer solstice (around June 21) and the shortest day is the winter solstice (around December 22). These two are reversed in the southern hemisphere.

Solstice Points - The instant when the Sun is at either the summer or winter solstice.

Equinoxes (Spring and Fall) -- This is the instant when Sun crosses the celestial equator at either its ascending node (Spring Equinox, about March 21) or its descending node (Fall Equinox, September 23). At the Spring Equinox, the Sun moves north of the ecliptic plane, while at the fall Equinox, it moves from north to south.

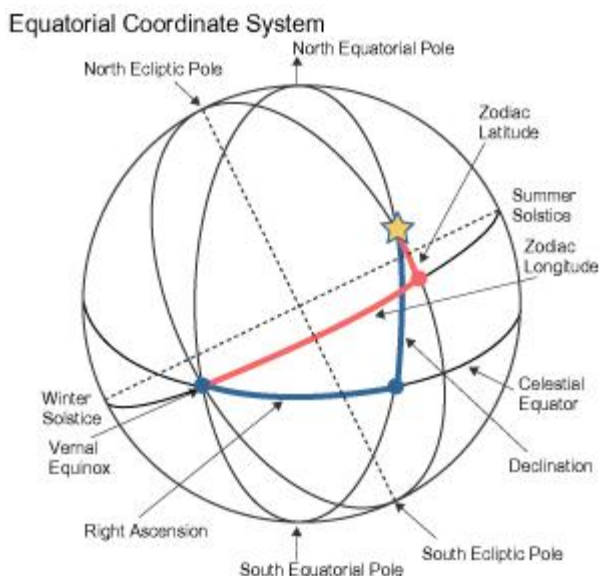
Spring Equinox (Vernal Equinox)

Fall Equinox (Autumnal Equinox)

Zero Aries - The intersection of the celestial equator and the ecliptic. This point undergoes a very slow backward movement.

Colures - There are two, the equinoctial colure and the solstitial colure. The equinoctial colure is the hour circle that passes through the vernal and autumnal equinoctial points (RA 0h and 12 h). The solstitial colure is the hour circle that passes through the summer and winter solstices (0° points of the tropical zodiac signs Cancer and Capricorn at RA 6h and 18h).

## Astronomy for Astrologers



### Equatorial Coordinates

Equatorial Coordinates -- In this system, the Earth's Equator is the plane of reference. The poles are at the intersection of the Earth's pole and the pole of the celestial sphere, an imaginary surface at an infinite distance with the Earth as its center. This is true for all points on the Earth, latitude and longitude. The poles are the North Celestial Pole (NCP) and South Celestial Pole (SCP). The circle at the intersection of the plane of the Earth's equator and the celestial sphere is the Celestial Equator.

The great circle through the celestial poles and the object (such as a star) is the object's Hour Circle and the great circle which passes through the celestial poles and the zenith is the Meridian Circle. The coordinates in this system are given by Declination (angle between the celestial equator and the object) and the Right Ascension (angle measured from an arbitrary reference

## Astronomy for Astrologers

direction -- the Vernal Equinox -- to the object's hour circle). In Figure C, the darker lines express the position of a star (S) in both ecliptic and equatorial coordinates.

**Equatorial Sphere** - Also called the **Celestial Sphere**, this is the sphere resulting from projecting the Earth infinitely into space and it is defined by the celestial equator and the north and south celestial poles.

**Celestial Poles** - These are directly overhead the Earth's geographic poles and are the poles of rotation of the celestial sphere of right ascension and declination.

**NCP** - North Celestial Pole

**SCP** - South Celestial Pole

**Celestial Equator** - A great circle projected from the Earth's equator unto the heavens, an infinite projection. The celestial equator has as its poles the celestial poles and all points on the celestial equator are equidistant from the two poles. As the Earth's equator rotates each day, it exposes each city on the equator to every degree of the celestial equator.

**Equinoctial** - Another term for the celestial equator (which see).

**Celestial Sphere** - An infinite extension of the sphere of the Earth in space.

**Hour Circles** - Hour circles are great circles passing through any celestial object and through the celestial poles. All hour circles are at right angles to the celestial equator.

**R.A.** - (See Right Ascension)

**Right Ascension (R.A.)** - The angle between an hour circle passing through an object and the meridian plane, in the case of equatorial coordinates, zero degrees of Aries. R.A. is measured eastward on the celestial

## Astronomy for Astrologers

equator from what is called the True Equinox to the body in question. R.A. is expressed in either degrees ( $0^{\circ}$  to  $360^{\circ}$ ) or in Hours-Minutes-Seconds (0h to 24h).

Declination - The angular distance of any object measured north or south of the plane of the celestial equator, from  $0^{\circ}$  to  $90^{\circ}$ .

Declination Circle - Parallel circles of declination either north or south of the plane of the celestial equator.

Parallel of Declination -- Parallel circles of declination either north or south of the plane of the celestial equator.

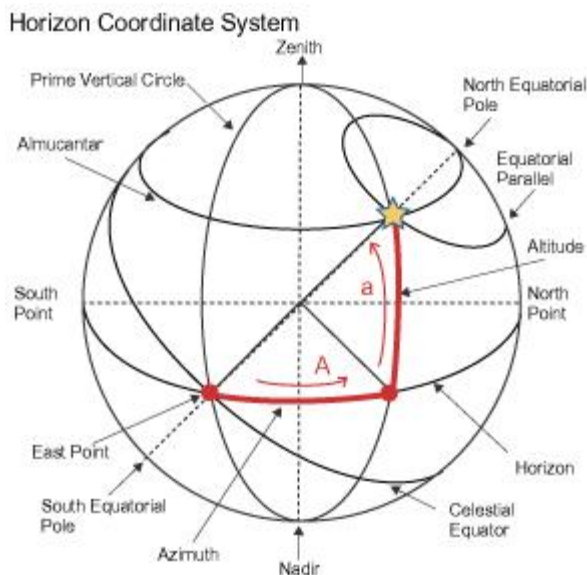
Equatorial Plane - The infinite extension of the equator of the Earth in all directions.

Meridian - A great circle on the celestial sphere through the celestial poles, the zenith of any place or locale, and the north and south points on the horizon.

Prime Meridian - The point of zero longitude measurement for any celestial body. In the case of the Earth, the prime meridian is considered to be Greenwich, England.

Transit - The passage of a celestial object across a particular meridian.

## Astronomy for Astrologers



### Horizon Coordinate System

In this system a plane through the observing point parallel to the horizon is the plane of reference. The poles are the Zenith (point overhead) and the Nadir (point underfoot). The vertical circle through a celestial object (such as a star) and the zenith is the Object Circle. The coordinates are given (for the object) by Azimuth (horizontal angle measured from an arbitrary reference direction -- East in our case -- counterclockwise to the object circle) and the Altitude (elevation angle measured upward from the horizon to the object). The great circle through the north and south points and the zenith is the Meridian, and the great circle through the east and west points and the zenith is the Prime Vertical. Circles of parallel altitude to the horizon that are not great circles are called Almucantars.

## Astronomy for Astrologers

Horizon Sphere - A heavenly sphere based on the plane of the observer's local horizon ( $90^\circ$  from both the zenith and the nadir), but taken from the center of the Earth.

Zenith - The zenith is the point directly overhead any spot on Earth.

Nadir -- The nadir is the point directly beneath (opposite the zenith) any spot on Earth.

Altitude - The angular distance of any body above or below the plane of the local horizon. Altitude is measured from  $0^\circ$  to  $90^\circ$  from the plane of the horizon to either pole.

Azimuth - The angle measured around the  $360^\circ$  circumference of the horizon, either east or west (there are different practices). The azimuth of an object as measured from the meridian plane of the observer and a vertical plane through any body.

Prime Vertical - A great circle passing through the zenith (north pole), nadir (south pole), and the east and west points on the horizon.

Altitude Circles - Parallel circles of altitude, wither north or south of the plane of the horizon.

Almuncantar - Parallel circles of altitude, wither north or south of the plane of the horizon.

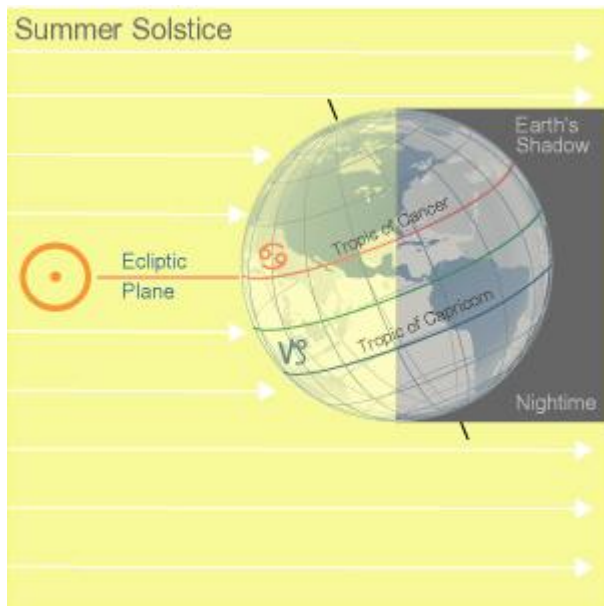
North Point - A point on the horizon to the north of the observer, where the meridian plane intersects the horizon.

South Point - A point on the horizon to the south of the observer, where the meridian plane intersects the horizon.

East Point - A point on the horizon to the east of the observer, where the prime vertical plane intersects the horizon.

## Astronomy for Astrologers

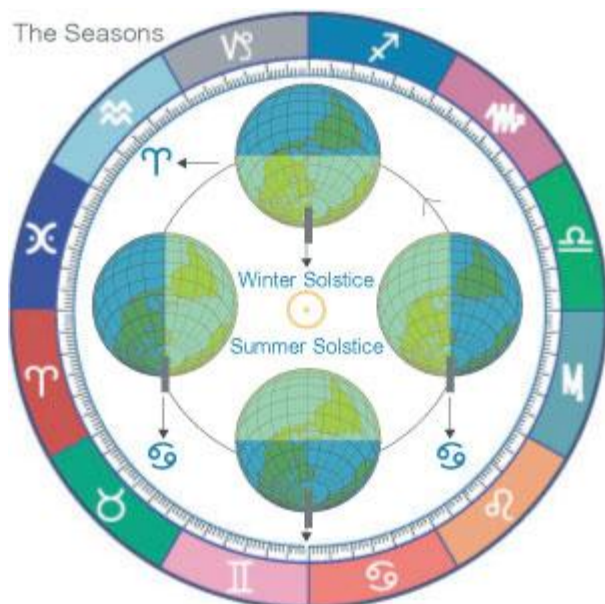
West Point - A point on the horizon to the west of the observer, where the prime vertical plane intersects the horizon.



### **Astronomy of Astrology: The Earth's Tilt**

The Earth moves in the plane of the ecliptic around the Sun center. The diagram shows the earth at the moment of the summer and winter solstices, and the two equinoxes. You will notice that the Earth does not sit-up-straight in its own orbit. The polar axis (the line of the North and South Poles) is forever tilted away from the plane of the Earth's orbit. This 'tilt' or angle is the whole of the difference between the ecliptic (zodiac) system of coordinates and the equatorial system. If the Earth were not tilted, the two systems would be identical. As it is, there is a difference between longitudes measured along the ecliptic and those longitudes measured along the equator in right ascension. This is why.

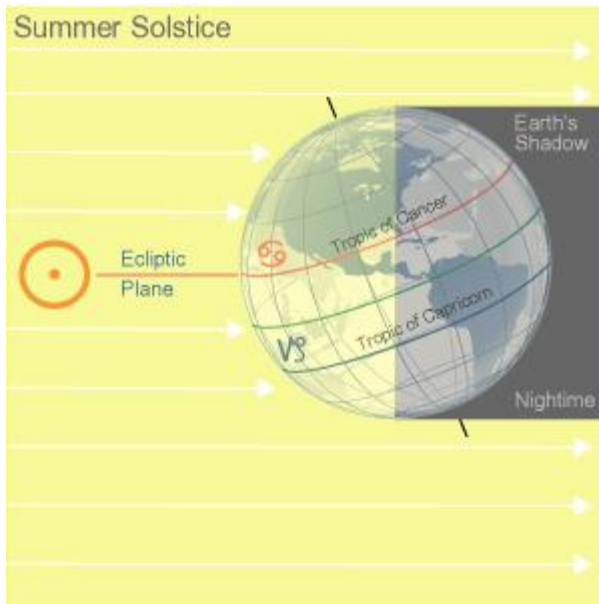
## Astronomy for Astrologers



### The Earth's Tilt

The Earth moves in the plane of the ecliptic around the Sun center. The diagram shows the earth at the moment of the summer and winter solstices, and the two equinoxes. You will notice that the Earth does not sit-up-straight in its own orbit. The polar axis (the line of the North and South Poles) is forever tilted away from the plane of the Earth's orbit. This 'tilt' or angle is the whole of the difference between the ecliptic (zodiac) system of coordinates and the equatorial system. If the Earth were not tilted, the two systems would be identical. As it is, there is a difference between longitudes measured along the ecliptic and those longitudes measured along the equator in right ascension. This is why.





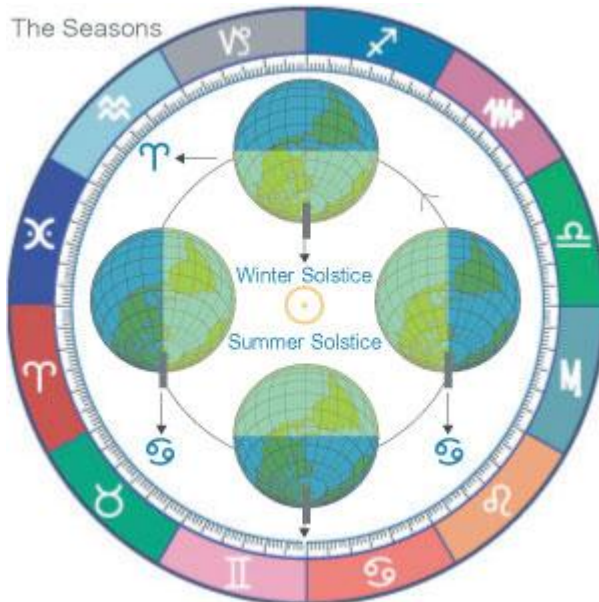
## The Tropics of Cancer and Capricorn

The diagram on this page should help you to see the difference between these two systems. Be sure you can understand the following statements:

1. The Earth always stays in the plane of the ecliptic.
2. The North Pole of the Earth is tilted toward the plane of the ecliptic by an angle of  $23\frac{1}{2}^{\circ}$  in the direction of zero-degrees Cancer.
3. The polar tilt is permanent, although it changes somewhat over a long period of time.
4. As the Earth moves around the Sun, the North Pole always points in the same direction.
5. That direction amounts to the zero-degrees of the zodiac sign Cancer.
6. The North Pole of the Earth is tilted at a  $23\frac{1}{2}^{\circ}$  angle toward  $0^{\circ}$  of Cancer (tropical zodiac).

## Astronomy for Astrologers

7. In fact, the direction of 0° Cancer is defined by the direction toward which the North Pole is tilted (in the Tropical zodiac).



### The Earth's Tilt

The diagram on this page should help you to see the difference between these two systems. Be sure you can understand the following statements:

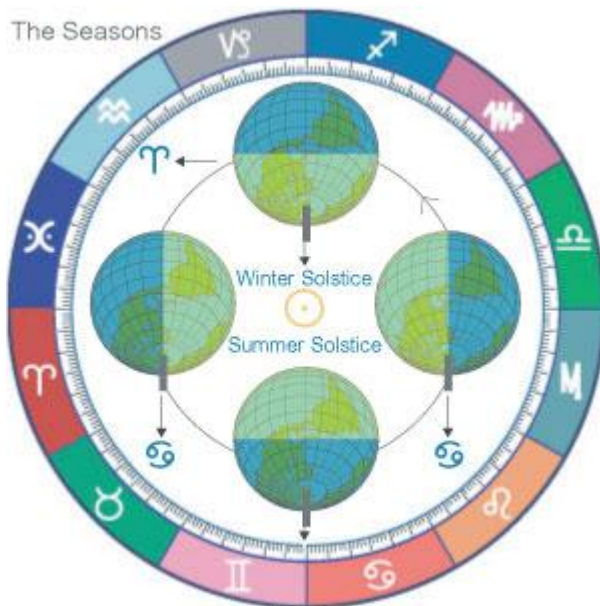
1. The Earth always stays in the plane of the ecliptic.
2. The North Pole of the Earth is tilted toward the plane of the ecliptic by an angle of  $23 \frac{1}{2}^{\circ}$  in the direction of zero-degrees Cancer.
3. The polar tilt is permanent, although it changes somewhat over a long period of time.
4. As the Earth moves around the Sun, the North Pole always points in the same direction.

## Astronomy for Astrologers

5. That direction amounts to the zero-degrees of the zodiac sign Cancer.

6. The North Pole of the Earth is tilted at a  $23\frac{1}{2}^{\circ}$  angle toward  $0^{\circ}$  of Cancer (tropical zodiac).

7. In fact, the direction of  $0^{\circ}$  Cancer is defined by the direction toward which the North Pole is tilted (in the Tropical zodiac).



### The Earth's Tilt

The important idea so far is that the axis of the Earth is frozen or fixed in space, no matter where the Earth happens to be in its orbit around the Sun. Here are some other facts to consider in relation to these same diagrams:

1. The seasons result from the 'tilt' of the North Pole into or toward the Sun.

## Astronomy for Astrologers

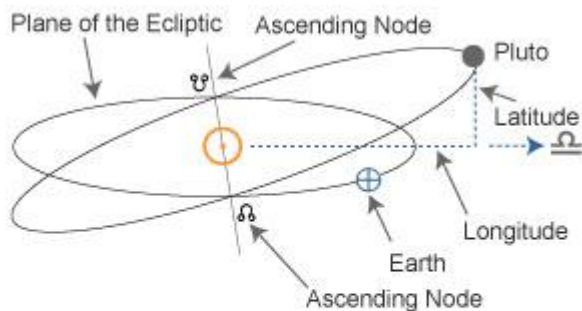
2. At the moment of the summer solstice, the North Pole is tilted most toward the Sun and therefore is aligned with a vertical light ray coming from the Sun.

3. The polar axis of the Earth is in line with a vertical light ray only twice a year, at the summer and winter solstices.

4. At the equinoctial points (Spring and Fall), the polar axis of the Earth is at right-angles or 'square' to a vertical light ray coming from the Sun.

5. At all other times of the year besides these four cardinal points, the angle between the polar axis of the Earth and a vertical light ray coming from the Sun will be somewhere between  $0^\circ$  and  $90^\circ$ . It gradually changes all the time.

## Planetary Longitude and Latitude



## Planetary Longitude (from above)



## Planet Longitude and Latitude

Examine the diagram until you understand of the following:

- 1.The plane of the ecliptic (orbital plane of Earth) is different from the orbital plane of, for example, Pluto.
- 2.However, both planes pass through the Sun center.
- 3.While the orbits of the two planets are, in distance, larger and smaller, the planes of the orbits ignore this distance factor and are considered as "infinite."
- 4.These planes are inclined to one another by an angle or inclination. This is show here by the planet of the earth's orbit (horizontal), and the plane of Pluto's orbit inclined or titled at an angle to it.
- 5.The orbital plane of Pluto intersects the orbital plane of the Earth (ecliptic) at two points, called the 'nodes'.

## Astronomy for Astrologers

6. The north or ascending node refers to that zodiac point where Pluto passes from under to above the plane of the ecliptic, while the south or descending node refers to where Pluto passes through the zodiac plane, from above (ecliptic north) to below (ecliptic south).

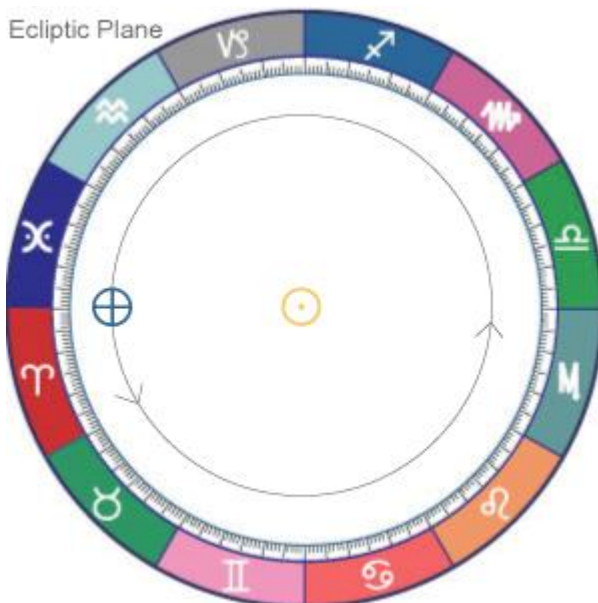
7. The diagram shows Pluto and Earth at different points in their orbit. If Earth were also at the point where Pluto is (horizontal dotted line), then this would be a conjunction of the Earth and Pluto is an alignment of the Earth, Pluto, and the Sun center in zodiac longitude and not necessarily in zodiac latitude. When might a conjunction in both longitude and latitude take place? The answer is if both the Earth and Pluto were at one of their nodes. At that point, there would be no latitude for Pluto.

8. Be sure to note that most astrologer's charts ignore the latitude factor in planetary positions, and just list the longitude..

## Astronomy for Astrologers

### From the Sky to the Chart Form: Part 1/ 0362

Our astrological 360° chart form (open style chart wheel) represents the plane of the zodiac along which our Earth moves in the course of a year. In addition, the fact that almost all of the planets move in planes that are almost (but not quite) identical or coincident with our ecliptic gives the zodiac plane even greater importance than it would otherwise have. In fact, most astrologers use just the zodiac longitude of the planet's positions on the plane of the zodiac and ignore the latitude or elevation of the planet either above or below the ecliptic plane.



### From the Sky to the Chart Form: Part 2

## Astronomy for Astrologers

Our astrological 360° chart form (open style chart wheel) represents the plane of the zodiac along which our Earth moves in the course of a year. In addition, the fact that almost all of the planets move in planes that are almost (but not quite) identical or coincident with our ecliptic gives the zodiac plane even greater importance than it would otherwise have. In fact, most astrologers use just the zodiac longitude of the planet's positions on the plane of the zodiac and ignore the latitude or elevation of the planet either above or below the ecliptic plane. Here you can see what is called the "band of the zodiac."

Projecting the Zodiac Onto A Chart Wheel




### From the Sky to the Chart Form: Part 3

Our astrological 360° chart form (open style chart wheel) represents the plane of the zodiac along which our Earth moves in the course of a year. In addition, the fact that almost all of the planets move in planes that are almost (but not quite) identical or coincident with our



## Astronomy for Astrologers

ecliptic gives the zodiac plane even greater importance than it would otherwise have. In fact, most astrologers use just the zodiac longitude of the planet's positions on the plane of the zodiac and ignore the latitude or elevation of the planet either above or below the ecliptic plane. The diagram shows how the ecliptic sphere is projected on a the paper chart form used by astrologers.



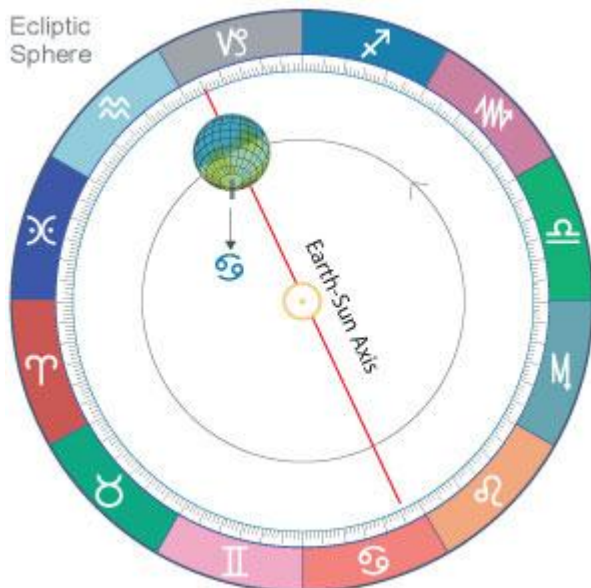
### Snapshots of Earth at a Birth

Although many students of astrology are only aware of the zodiac sphere and zodiac coordinates (longitude and latitude), there are actually three separate spheres/coordinate systems that make up a birth chart. They are the Ecliptic (zodiac) Sphere, the Celestial Sphere (equatorial), and the Horizon Sphere (azimuth and altitude). Each is oriented differently in space, so it is worthwhile to take the time to understand this.

Much of this will be clear through study on your part. I have found that it is very difficult to explain these

## Astronomy for Astrologers

different coordinate systems in words. Illustrations help a lot and drawing out your own horizon helps most of all. I apologize for the awkwardness of this presentation and can imagine a small book devoted to a careful presentation of these three coordinate systems.



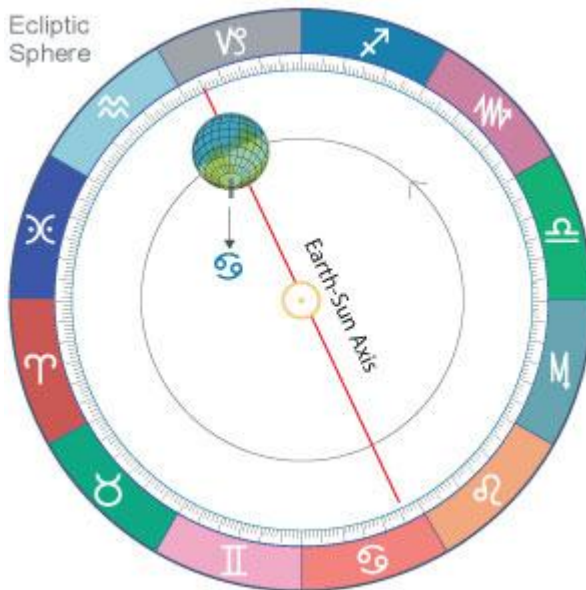
### The View at Birth

Although many students of astrology are only aware of the zodiac sphere and zodiac coordinates (longitude and latitude), there are actually three separate spheres/coordinate systems that make up a birth chart. They are the Ecliptic (zodiac) Sphere, the Celestial Sphere (equatorial), and the Horizon Sphere (azimuth and altitude). Each is oriented differently in space, so it is worthwhile to take the time to understand this.

Much of this will be clear through study on your part. I have found that it is very difficult to explain these different coordinate systems in words. Illustrations help a lot and drawing out your own horizon helps most of

## Astronomy for Astrologers

all. I apologize for the awkwardness of this presentation and can imagine a small book devoted to a careful presentation of these three coordinate systems.



### The Ecliptic Sphere

Let us review these systems once again. We will examine some diagrams that represent the systems at work in a natal chart. Be sure you understand each of the following statements:

- 1.The birth day is July 18, and the Earth is at  $295^\circ$  or  $25^\circ$  Capricorn along the plane of the ecliptic.
- 2.The Sun in this natal chart is at  $25^\circ$  Cancer or  $115^\circ$  of Absolute Longitude. The Sun and Earth are always opposite each other, so that if I am a Cancer Sun, this means the earth was actually in Capricorn on that day. This is clear from the diagram.

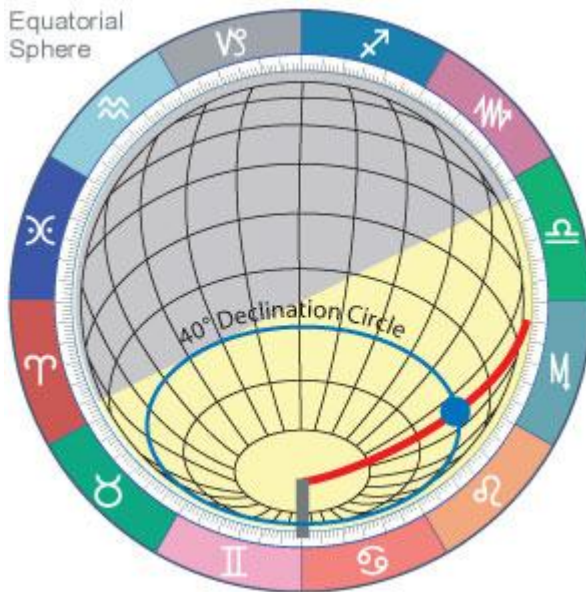
## Astronomy for Astrologers

3. It is Summer in the northern hemisphere since the arctic circle is exposed to the Sun. Notice the North Pole is facing the Sun, pointing at zero-degrees of Cancer.

4. Half the Earth is in darkness, half in light.

5. Noon is that point on the Earth that is in line with the Earth/Sun axis, the red line.

6. The time of birth is in the later afternoon.



### The Celestial/Equatorial Sphere

This diagram represents the Earth and/or the celestial sphere. The zodiac or ecliptic is surrounding the Earth, and the North Pole is tilted toward the solstice point.

Then:

1. A late afternoon birth puts the birthplace to the right of the Earth/Sun line and toward the twilight region of the globe.

2. The birth geographic latitude is 40°.

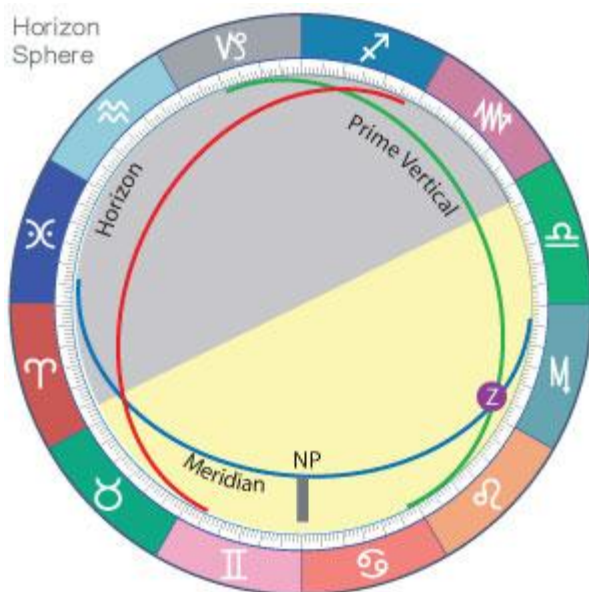
## Astronomy for Astrologers

3. A line from the North Geographic Pole (or celestial pole) through the birthplace and on to the South Pole represents the RAMC (right ascension of the Midheaven) for this birth.

4. The point where it cuts or intersects the zodiac is the M.C. ( $25^{\circ}$  Virgo).

The earth is floating in space, in the plane of its orbit (of course), with its pole tilted toward zero-degrees of the zodiac sign Cancer. It rotates (in this diagram) in a counter-clockwise motion. Therefore, the birth place (blue dot here), is turning into or toward the dark half of the earth, which is night. The latitude (both geographically and celestially) is 40-degrees north. This is marked on the diagram by the blue oval.

## Astronomy for Astrologers



### The Horizon Sphere

This diagram shows the third (and final) coordinate system that makes up a birth chart, in this case the local horizon, measured in Altitude and Azimuth. Here we are looking at the exact spot on the earth where the birth took place, the most local coordinates. Please note:

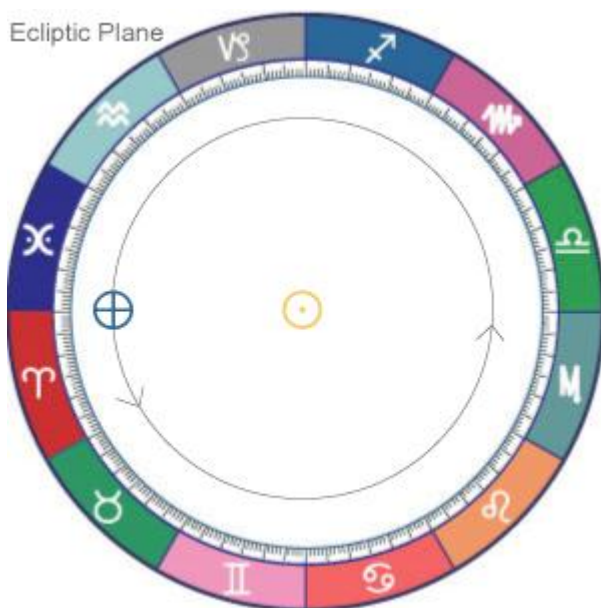
1. The Zenith (Z), which is the point directly above the birth place, extends out above the birthplace (purple dot).
2. The plane of the horizon is  $90^\circ$  from the zenith. This is shown by the red semi-arc in the diagram, extending from the ascendant (top) to the descendant (bottom)
3. The intersection of the horizon to the zodiac at  $8^\circ$  of Sagittarius and Gemini marks the ascendant and descendant axis. The ascendant is where the local horizon intersects the zodiac.

## Astronomy for Astrologers

4. The horizon system is oriented or tilted toward about  $8^\circ$  Virgo. This point is called the Nonagesimal, a point on the ecliptic  $\pm 90^\circ$  from the ascendant/descendant axis and near the zenith.

5. The Prime Vertical (East-West plane) intersects the ecliptic to form the vertex and anti-vertex. This would be about 23-degrees of the sign Cancer.

6. The North Pole (NP) is shown, which is the same on the geographic globe and the Celestial Sphere.



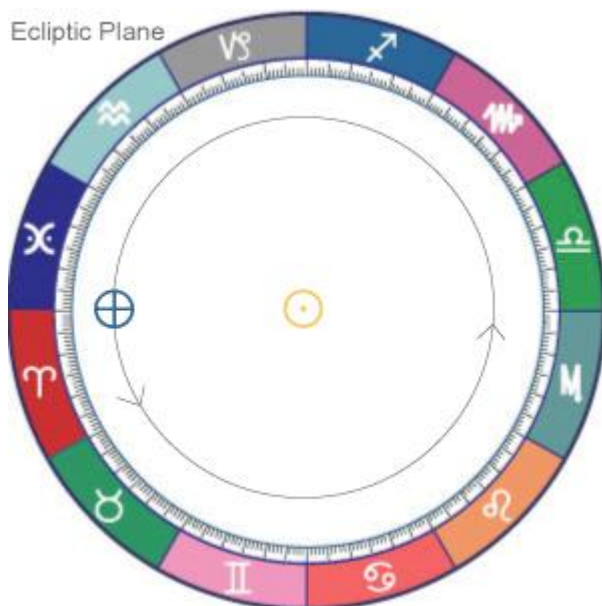
### **The Tropical Zodiac or Ecliptic**

The term 'ecliptic' is the astronomical word for what astrologers call the plane of the zodiac. Although, as astrologers, we all use the zodiac or ecliptic in our work, let us review just what it, in fact, is:

The Ecliptic or zodiac is the plane of the Earth's orbit and, like a vast sheet of glass, it can be considered to extend infinitely in all directions. In other words, the

## Astronomy for Astrologers

360° orbit of the Earth around the Sun describes a plane that passes through the center of the Earth and the Sun. By definition, our Earth ever moves only within this thin plane in its endless orbit around the Sun. In the diagram, the Earth revolves in a counter-clockwise direction (as seen from looking down from the north pole of the ecliptic).



### Tropical Zodiac

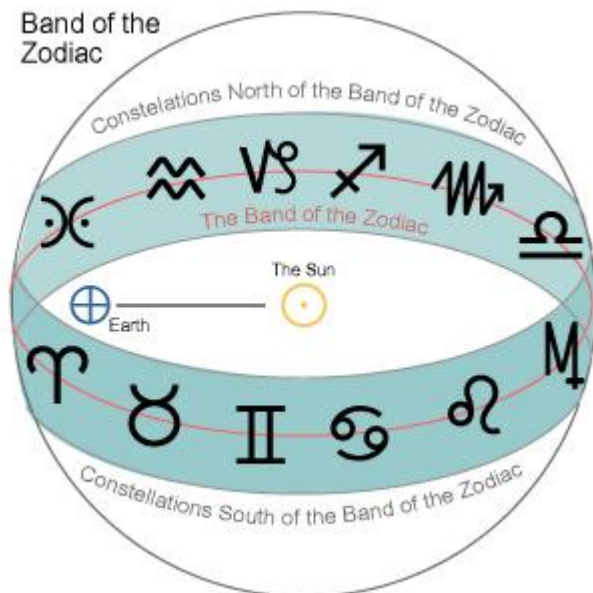
The term 'ecliptic' is the astronomical word for what astrologers call the plane of the zodiac. Although, as astrologers, we all use the zodiac or ecliptic in our work, let us review just what it, in fact, is:

The Ecliptic or zodiac is the plane of the Earth's orbit and, like a vast sheet of glass, it can be considered to extend infinitely in all directions. In other words, the 360° orbit of the Earth around the Sun describes a plane that passes through the center of the Earth and the Sun. By definition, our Earth ever moves only within



## Astronomy for Astrologers

this thin plane in its endless orbit around the Sun. In the diagram, the Earth revolves in a counter-clockwise direction (as seen from looking down from the north pole of the ecliptic).



## The Ecliptic Plane

Let's examine what the zodiac or ecliptic coordinate system is and how we use it in our work. All reference coordinate systems (like the ecliptic) must have a center and here that will be either the Earth or the Sun. We use the Earth as a center for traditional geocentric (Earth-centered) astrology and the Sun as the center for heliocentric (Sun-centered) astrology. As far as the zodiac is concerned, there is no difference between these centers in terms of the infinite distance at which the Zodiac is considered to be. In other words, the geocentric and heliocentric zodiacs are the same because the zodiac is considered to be at an infinite distance from both. The differences between geo and

## Astronomy for Astrologers

heliocentric planetary positions are due to the differing perspectives of the Sun and planets as seen from either the Earth or the Sun, and are not due to differing zodiacs. Since every center for a coordinate system is surrounded by 360 equal degrees of space in any direction, we must have a plane to which all objects, stars, planets, etc. may be referred -- a reference plane. Every coordinate system must have a plane of reference that passes through the center of the system and which divides all space into two equal halves or hemispheres.

We have mentioned, when speaking of the zodiac, that it is the plane of the Earth's orbit that is used as the fundamental reference plane for the ecliptic system of coordinates. We may specify the position of all objects as either above (north) or below (south) of this plane by a number of degrees of arc that range from  $0^\circ$  (the plane itself) to  $90^\circ$  above or below this plane -- the north and south poles of the ecliptic. We must also choose (and this is the most arbitrary factor) a point or direction in space (somewhere along the plane itself) from which to measure longitude of arc from  $0^\circ$  to  $360^\circ$ -- zodiac longitude. In the tropical ecliptic system used by most Western astrologers, this point is the zero-degree Aries point or Vernal Equinox (to be explained elsewhere).

## Projecting the Zodiac Onto A Chart Wheel




### The Ecliptic Sphere

Be sure to get a feeling for what a system of coordinates is and how such a system is defined. All coordinate systems will have a center, a plane of reference (i.e. a north and south pole), and a point along the plane from which to measure the longitude factor. The latitude factor is measured above and below the reference plane.

There are many useful coordinate systems in astrological work besides the zodiac or ecliptic. The two outstanding other systems that must be understood for competent astrological considerations are the Equatorial System of right ascension and declination and the Horizon System of azimuth and altitude. Yet other systems include the Galactic System, Supergalactic System, and the Local System (the systems of near stars of which our Sun is one member). This is in addition to the various orbital planes of the planets other

## Astronomy for Astrologers

than Earth, each of which has its own "ecliptic," based on the inclination of its particular orbital plane. Still other systems exist, based on the equatorial inclination of the planets, the equator of the Sun, and the Invariable Plane of the solar system. It can get complex.



### **Geographic and Celestial Latitude**

The earth is endlessly revolving, exposing us, wherever we are, to the entire circle of the heavens. At night, we can see the stars, planets, and constellations, change every few hours or so. But there are two places in the heavens that do not change, and that is the part of the heavens directly above (and below) the north and south geographic poles, respectively. Everything revolves around those two points.

In the Northern Hemisphere, there happens to be a star right above the North Pole, and this is called (obviously) the Pole Star. It is also called the North Star. This star has been used forever as a guide star for travelers and

## Astronomy for Astrologers

seamen, because it is the one celestial object in the Northern Hemisphere that is always there. It does not change.

### Parallels of Latitude - Geographic/Celestial




## Latitude

The earth is endlessly revolving, exposing us, wherever we are, to the entire circle of the heavens. At night, we can see the stars, planets, and constellations, change every few hours or so. But there are two places in the heavens that do not change, and that is the part of the heavens directly above (and below) the north and south geographic poles, respectively. Everything revolves around those two points.

In the Northern Hemisphere, there happens to be a star right above the North Pole, and this is called (obviously) the Pole Star. It is also called the North Star. This star has been used forever as a guide star for travelers and seamen, because it is the one celestial object in the

## Astronomy for Astrologers

Northern Hemisphere that is always there. It does not change.



### **The Pole Star (North Star)**

The earth is endlessly revolving, exposing us, wherever we are, to the entire circle of the heavens. At night, we can see the stars, planets, and constellations, change every few hours or so. But there are two places in the heavens that do not change, and that is the part of the heavens directly above (and below) the north and south geographic poles, respectively. Everything revolves around those two points.

In the Northern Hemisphere, there happens to be a star right above the North Pole, and this is called (obviously) the Pole Star. It is also called the North Star. This star has been used forever as a guide star for travelers and seamen, because it is the one celestial object in the Northern Hemisphere that is always there. It does not change.

## Astronomy for Astrologers

### Parallels of Latitude - Geographic/Celestial



### Circles of Latitude

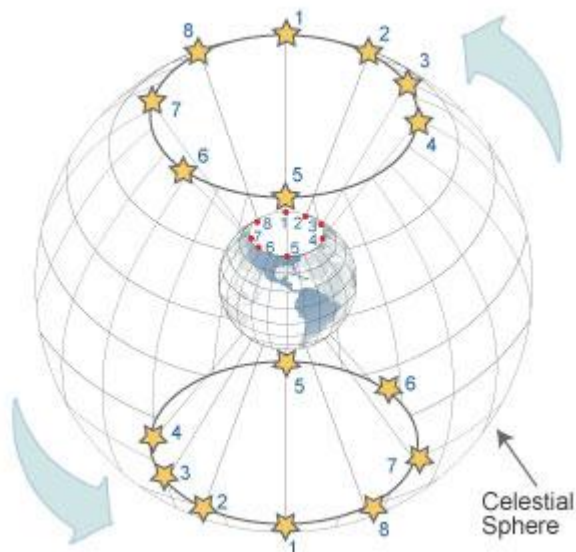
Each place and city on this Earth is located at a specific latitude, somewhere between the equator and the North and South poles. Ann Arbor, Michigan, where I used to live, is located at some  $42^\circ$  latitude, north of the equator. In fact, there is a circle of cities at  $42^\circ$  latitude that stretch across the U.S.A. and on around the Earth. Thus there are other cities on the globe that also are located at  $42^\circ$  north geographic latitude.

Now the interesting fact about the relation between geographic latitude and declination in the equatorial sphere is that there exists a circle of stars on the celestial sphere located at a declination that matches the geographic latitude of your home. This circle of declination and the stars at  $42^\circ$  of declination are the only stars that ever pass directly (by zenith transit) overhead your town. Thus, each parallel of geographic latitude on the Earth has a matching parallel of

## Astronomy for Astrologers

declination on the celestial sphere. The diagram will illustrate this fact.

Northern and Southern Declination



### North and South Circles

Ann Arbor is located at point '5' on the rotating Earth. Star 'a' is directly overhead at what is called the zenith. As the Earth turns, it will carry Ann Arbor to point '6', '7', and on around in a circle until point '5' is reached once again. There is also another circle of stars that pass exactly under Ann Arbor on the far side of the Earth each day. This circle would be those stars located at a declination circle of  $-42^\circ$  (42 degrees south declination). Every city on Earth could be described in terms of the kind of stars and other objects that make up the declination circles that equal the circle of geographic latitude at which they are located.



## Astronomy for Astrologers

### Parallels of Latitude - Geographic/Celestial

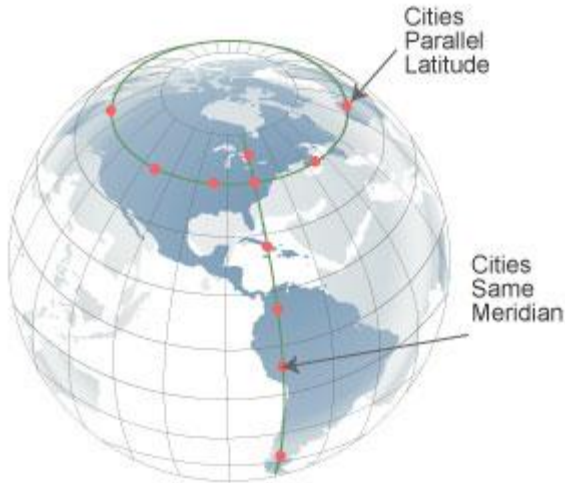


### **Cities on the Same Meridian**

What we have done for the declination factor on the celestial sphere, we could also do for the right ascension or longitude equivalent in this coordinate system. Right ascension is similar to zodiac longitude in that it is measured from  $0^\circ$  to  $360^\circ$ , but it is measured along the equator and not along the ecliptic or zodiac. We shall return to the difference between these two systems later on. Right now, we will investigate the relationship between right ascension and the geographic meridian that runs from the North Pole on the Earth through your birthplace and on to the South Pole.

## Astronomy for Astrologers

### Parallels of Latitude - Geographic/Celestial

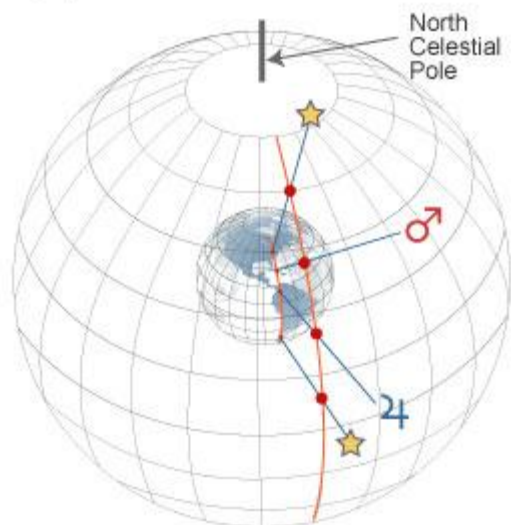


## Longitude and Latitude

This diagram shows the Earth, on which we have drawn both parallels of geographic latitude and north/south geographic meridians of longitude. The arrow pointing to one of the red dots illustrates a city located somewhere along this geographic circle of latitude. Any atlas will allow you to find other cities (by geographic longitude and latitude) located along the parallel of latitude where you are, and also cities located along the north/south geographic meridian that passes through your location. We have illustrated this with small circles in the diagram that represent other cities located along these two directions on the globe.

## Astronomy for Astrologers

### Geographic and Celestial Meridians



## Longitude Meridian

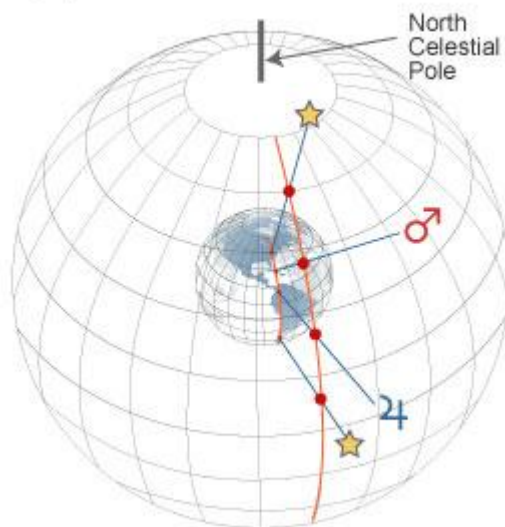
We have seen how there is a circle of stars on the celestial sphere that equals the circle of geographic latitude for any spot on Earth. We can do the same for the geographic longitude factor. In fact we do this each time we cast a natal chart and locate the Local Sidereal Time (LST) or Right Ascension of the Mid-Heaven (RAMC). We stop the Earth's motion and hold it still (frozen in time) to see what part of the heavens is overhead at our birth place. Another way of saying this: we determine in what direction of the heavenly sphere the Earth was pointed or oriented.

Once we have found the LST or RAMC for a birth, we can look up the equivalent midheaven (M.C.), ascendant, and house-cusps in any Table-of-Houses. We can also look up the direction of the heavens "out-there" or overhead on the star maps elsewhere in this

## Astronomy for Astrologers

section. Your LST. (Local Sidereal time) may be expressed in Hours-Minutes-Seconds (HMS), which you will find along the edge of these maps or in Degrees-Minutes-Seconds (DMS) of arc (rather than time). These too are given on the maps. (HMS may be converted to DMS by simply multiplying by 15, and DMS may be converted to HMS by dividing by 15).

### Geographic and Celestial Meridians



## Meridian Alignment

For those of you with access to a standard star map, you might like to look up your RAMC or LST and locate the right-ascension meridian that was overhead at your birth, which give you the direction in space to which your birth location was pointed or oriented. All stars and points along the line of right ascension running from top to bottom on this map were in line with the geographic meridian for your birth. The diagram will illustrate this:

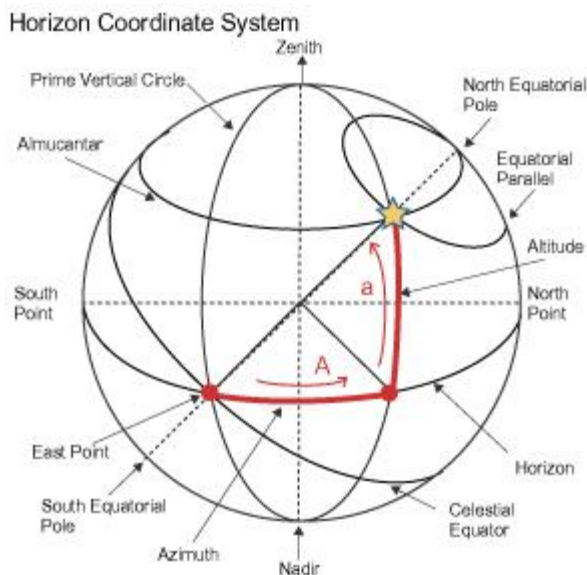
1. Ann Arbor is located along the 42nd parallel of Earth latitude.

## Astronomy for Astrologers

2. The North/South geographic meridian (red arc) passes through Ann Arbor.
3. This geographic meridian equals is then projected onto the Equatorial Celestial Sphere.
4. All points located along this celestial meridian will be aligned and in conjunction with the North/South geographic meridian for Ann Arbor.
5. However, only the upper star is also conjunct by declination (= latitude) for Ann Arbor.
6. The planet Jupiter (shown) would be overhead, but to the South of Ann Arbor and directly overhead a city in South America.
7. However, all the points/objects shown would be conjunct the midheaven for this chart.

At this point, it is hoped the reader has some feel for how the geographic sphere fits or matches the equatorial sphere. Perhaps it is clear to you why the equatorial coordinates right ascension (RA) and declination are so important in mundane astrology (politics, etc.). For one, any planetary position can be matched to a spot on the Earth by both longitude and latitude, and this is what is done when we trace eclipse paths on the globe. There is not space to go into great detail with this subject, but if the reader understands the simple relationship between the geographic and mundane (equatorial) spheres, many interesting ideas may occur.

## Astronomy for Astrologers



### The Horizon

In the Horizon system a plane through the observing point parallel to the horizon is the plane of reference. The poles are the Zenith (point overhead) and the Nadir (point underfoot). The vertical circle through a celestial object (such as a star) and the zenith is the Object Circle. The coordinates are given (for the object) by Azimuth, which is the horizontal angle ( $A$  in the diagram) measured from an arbitrary reference direction -- East in our case -- counterclockwise to the object circle) and the Altitude ( $a$ ), which is the elevation angle measured upward from the horizon to the object). The great circle through the north and south points and the zenith is the Meridian, and the great circle through the east and west points and the zenith is the Prime Vertical. Circles of parallel altitude to the horizon that are not great circles are called Almucantars.

## Astronomy for Astrologers

Horizon Sphere -- A heavenly sphere based on the plane of the observer's local horizon ( $90^\circ$  from both the zenith and the nadir), but taken from the center of the Earth.

Zenith -- The zenith is the point directly overhead any spot on Earth.

Nadir -- The nadir is the point directly beneath (opposite the zenith) any spot on Earth.

Altitude -- The angular distance of any body above or below the plane of the local horizon. Altitude is measured from  $0^\circ$  to  $90^\circ$  from the plane of the horizon to either pole.

Azimuth -- The angle measured around the  $360^\circ$  circumference of the horizon, either east or west (there are different practices). The azimuth of an object as measured from the meridian plane of the observer and a vertical plane through any body.

Prime Vertical -- A great circle passing through the zenith (north pole), nadir (south pole), and the east and west points on the horizon.

Altitude Circles -- Parallel circles of altitude, wither north or south of the plane of the horizon.

Almuncantar -- Parallel circles of altitude, wither north or south of the plane of the horizon.

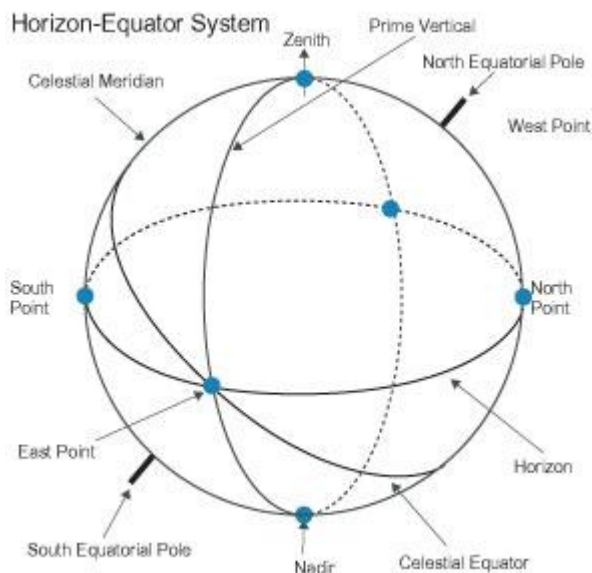
North Point -- A point on the horizon to the north of the observer, where the meridian plane intersects the horizon.

South Point -- A point on the horizon to the south of the observer, where the meridian plane intersects the horizon.

## Astronomy for Astrologers

**East Point** -- A point on the horizon to the east of the observer, where the prime vertical plane intersects the horizon.

**West Point** -- A point on the horizon to the west of the observer, where the prime vertical plane intersects the horizon.



## The Horizon System

We will return to some additional ideas as to the relationship between the equator and the ecliptic after we introduce the third major astrological system of coordinates, that of the Horizon.

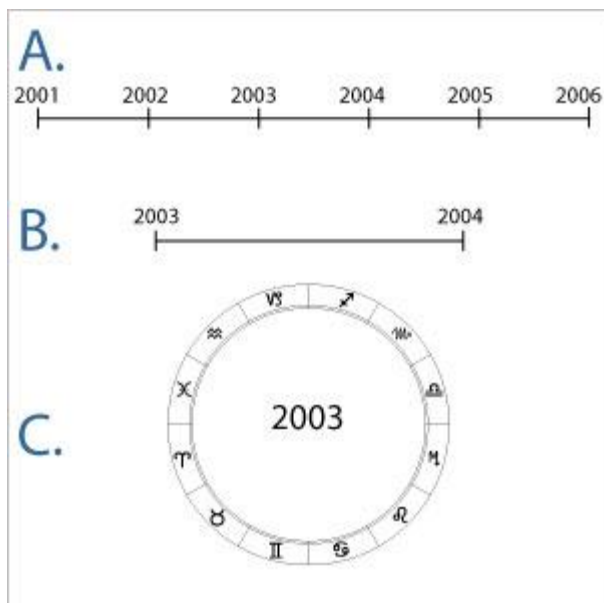
The Horizon system of coordinates represents the third and last of the spherical systems used in constructing a natal chart. In this system, the reference plane is one through the birthplace or observing point that is parallel to the horizon. The poles of this system are the Zenith (point overhead) and Nadir (point underfoot). The



## Astronomy for Astrologers

latitude-type coordinate in this system is called Altitude and is measured from  $0^\circ$  to  $90^\circ$  from the plane of the horizon to either pole. The longitude coordinate is called Azimuth and is measured from  $0^\circ$  to  $360^\circ$  along the horizon (for astrological use in this book), starting from the East point and moving in a counterclockwise direction through the North point and on around, in the same way that we are used to measuring houses or signs.

The Horizon System is built around the specific place on earth of the event and all other objects, such as planets, stars, cities, etc. are then expressed in terms of how they were oriented or appear from this perspective. The horizon system is most like the standard road map in that it has a North-South-East-West orientation. The North-South axis is identical to the Celestial Meridian running from the north celestial (or geographic) pole through the observer to the south pole. The East-West circle is called the Primer Vertical and runs due East or West from the observer. It does not follow the East-West geographic parallels of latitude. The horizon system can be anyplace on earth you are.



## The Straighter The Line, The Finer The Curve

We are right in the middle of a seeming endless line of years stretching back before we can imagine and stretching on into the future as far as we can imagine. This is illustrated at Fig. A. in the accompanying diagram, a long line of years. This is what is called a linear representation, a simple line.

In most respects, every year is the same, exactly 365 days of sunlight and darkness. Fig. B. shows the year 2003 as a segment taken from the endless line of years. The dictionary has this to say about what a cycle is:

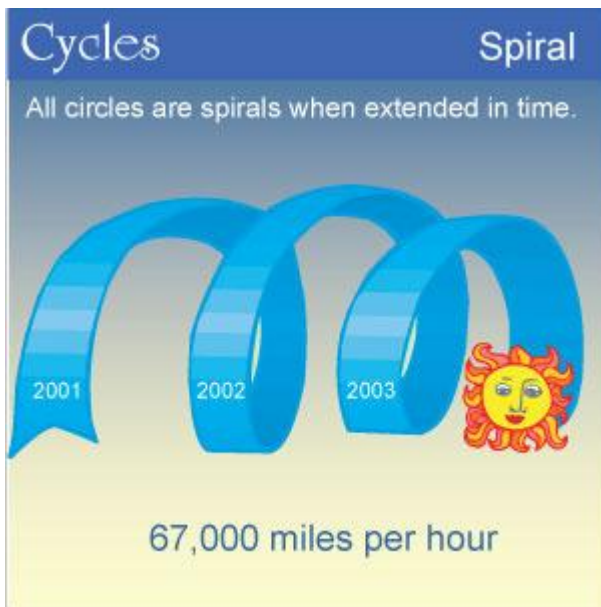
"Any process or sequence of states in which the initial and final states of a system are the same."

Well, that makes sense. The end of one year is the exact beginning of the next, and so on, and all 365 days for each year in between are also more or less equal. This cycle of the year is commonly represented as a

## Astronomy for Astrologers

circle, as in Fig. C, and this is the familiar zodiac chart form used by astrologers. The beginning and end points of the year are wrapped around to meet and this illustrates the cycle of the year, in the form of a circle.

As mentioned, in Fig. C, we have the standard zodiac chart, which represents the path of Earth in the course of a year, 365 days. It may interest you to know that we are traveling with the earth in its orbit around the Sun at some 67,000 miles an hour, so if you have been having trouble controlling your mind while meditating, that could be the reason. <g>



### Time Spiral

This diagram shows how the earth, in its yearly orbit, cycle, or circle, actually is always moving forward (we mentioned the speed!), so it really makes more of a spiral, than a simple circle. These circles spiral.

## Astronomy for Astrologers

Summary: All circle, and in fact everything that repeats or returns on itself, again and again, cycle, and these cycles are spirals. Examples of common cycles: the cycle of the earth around the Sun in a year, the cycle of the Moon around Earth in a Month, the cycle of the revolution of the earth in a day, the cycle of our breath, breathing, the cycle of our heart beating, and so on, downward to cycles so small that they are invisible to us, like the cycle of electrons orbiting an atom.

On the other hand, cycles beyond our imagination on the longer side include the cycle of our Sun orbiting the center of the galaxy, in some 230 million years, and so on. In other words, we are bounded on the one hand by endless cycles too small for us to measure and on the other by cycles too vast for us to grasp. We study the cycles that fall within our life's awareness and ability to measure and understand. In many ways, astrology is the study of these cycles.

## Astrology as a Business



### Setting Up an Astrological Practice

At some point in our study of astrology, many of us realize that astrology is not just a passing fancy, but a real avocation, something we not only do for ourselves, but also something that we can do for other people. Making the transition from viewing astrology as a casual interest to a full- or part-time avocation (perhaps a business) is what is being presented here.

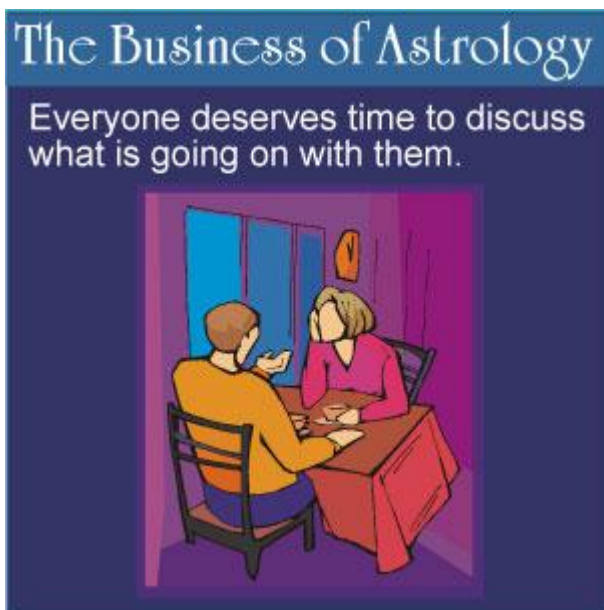
### Signs of Success

I have pointed out many times that astrology is not a belief system, as in: something you "believe" in. Like any other self-knowledge tool, astrology is either something that you find useful in your life or you do not. You might just as easily have chosen the tarot, meditation, yoga, or any number of other oracles, or all of these. The deciding factor is whether astrology is

## Astrology as a Business

useful in your life. Do you get more out of it than you have to put into it in the way of effort?

If you do, then astrology becomes an alternate way to view yourself, who you are, and what your life is all about. And, if you find that astrology is working for you, then it is but a hop and a skip to doing it for others. In fact, for many of us, others beat a path to our door, once they know we are "astrologers."



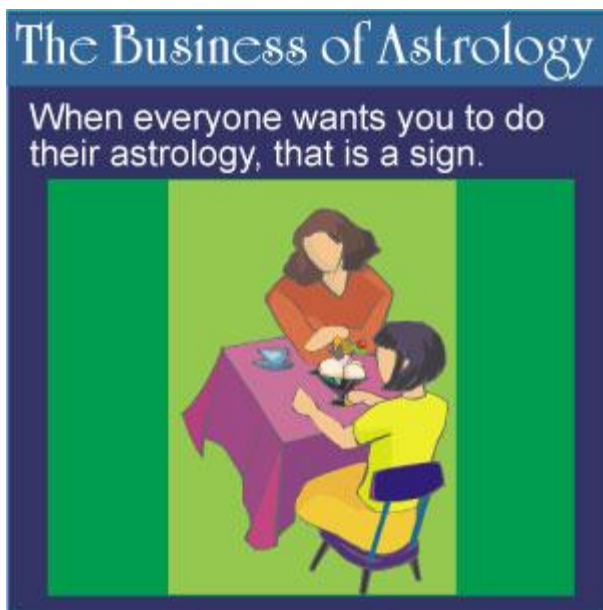
### Rites of Passage

In this world, with so many tools and resources available to us, where even a plethora of knowledge (via the Internet) is often only a button away, many people still have so little means to learn about themselves, about their personal self. I am not exaggerating when I say that, by and large, everyone at some point in their lives secretly is waiting to be found and discovered for the wonderful being that they (at least on the good days) know themselves to be. For a great many of us, there is

## Astrology as a Business

no one who seems to recognize us or who can celebrate with us the simple passing of our lives. Like we see happening to celebrities, many of us wish that we too would be discovered and cherished here in the middle of our lives, if only in a small way.

Since most of us are not suddenly found and delivered from what can be our loneliness, are not recognized for who we are, we have to discover our own selves, as best we can. This process of self discovery is age old. Astrology is, for many people, a valuable tool for this self discovery, a kind of do-it-yourself kit for developing awareness. And once you have figured out how to find out about yourself using astrology, you may be in a position to assist others in doing the same. In other words: you may be able to do for others what you waited and wished someone would do for you, shine some light on their inner selves, and give them a little space and time in which for them to discover themselves. At the very least, you can share with them, and help celebrate their life. Psychological birth is every bit as important as physical birth and, in a very real sense, astrologers can become a midwife of the psyche.



## **You Know You're an Astrologer When**

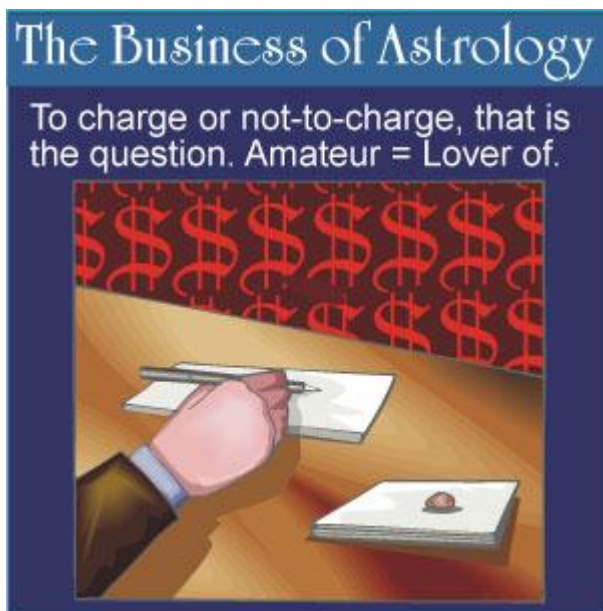
As mentioned above, if astrology has turned out to be a useful tool for self discovery, something you have learned to depend on as one of your life guides, then it usually is not too long before others hear about it, probably from knowing you. And astrology is not the easiest oracle to learn. It can be quite complex, and not everyone is cut out to handle that complexity. And that is why we have astrologers, who in turn do readings for others, and in this way share their expertise of astrology.

If you have somewhat of a gift for interpreting astrology, that trickle of interest by others in what you do will gradually grow into a small river of folks, who want to learn more about themselves, and are willing to sit with you and look at their lives through the prism of astrology. At that point, you are a serious amateur and



## Astrology as a Business

perhaps considering becoming a professional. Let's talk about that for a moment.



### **Amateur or Professional?**

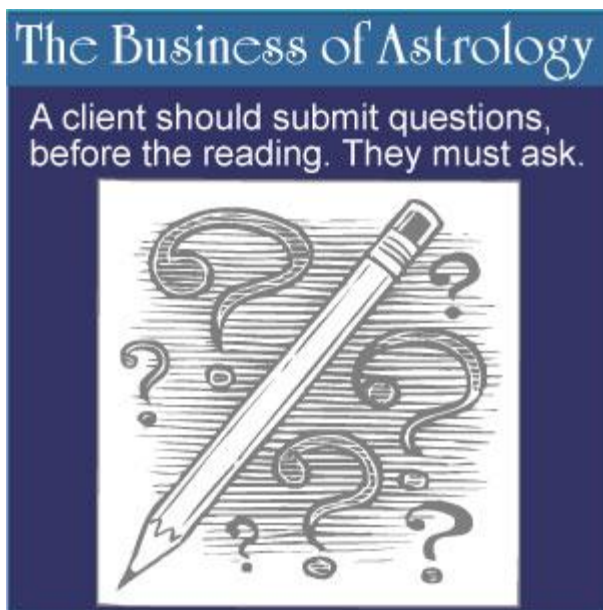
I am a strong advocate of amateur astrology, but I have done both, and for many years at that. In the best of possible worlds, this kind of knowledge, that of self birthing, psychological midwifery, is best done by someone who loves and cares about you, just like our mother is the one who brings us into this world. There is, in my opinion, something lost when we charge money to do what is essentially a spiritual process.

Don't misunderstand me. I am not a business prude. I have worked for many years as a professional reader, so I am not averse to charging a fee. I just want you to know that, given a choice (and enough income), I don't charge for a reading. But, I should also add that (these days) I tend to do readings only for those I have come to know or otherwise bumped into along the road of life.

## Astrology as a Business

And, I also tend to do readings if someone asks me too. In my opinion, there is something un-cool about turning down a request for some astrological help, no matter who is doing the asking. That's just me.

I am familiar with, but not persuaded by, the argument that readings are not valued unless they are paid for, unless something is exchanged, and that putting up cash is a sign of sincerity on the part of the client. I understand the argument: that we value what we have sacrificed something for and that what is freely given may not be appreciated, for that reason. My answer to that, however is: I would hope that the astrology I do is more effective than that.



## **Clients Must Request**

It is true that it is essential for the client to request a reading and to state the questions they may have. That alone is an offering. That is enough, in my opinion. They must ask for the reading, if they are to receive one. Without that, the astrologer is being asked to simply perform and entertain or prove to the client that astrology works, which is beside the point. The point is to see if astrology can be useful or not for any individual.

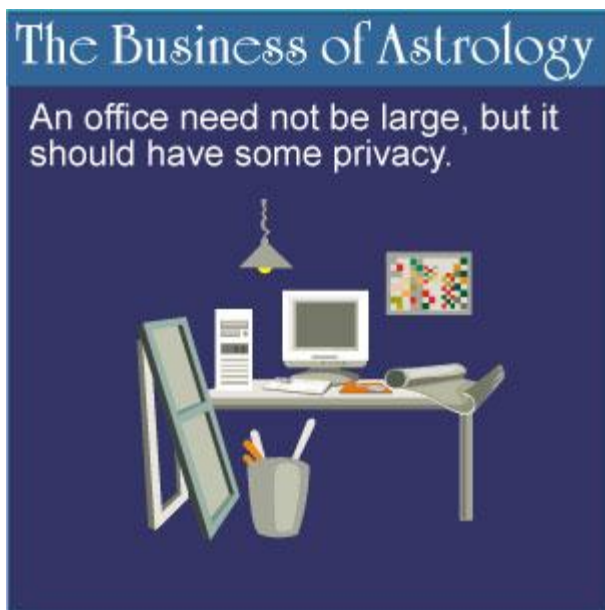
What is my bottom line here? If my life is such that I need to make money doing astrology, I charge. If I have other things going for me at the time, I do not charge. And, if I do charge, it is not always money that is exchanged. The exchange of goods and services is a wonderful way to handle this. It has seemed to be true for me that, if the client can exchange something, that this leaves them in a better place, one where they can

## Astrology as a Business

take or leave what you may have to say to them. They are not so much at your mercy. The reading, then, is something that they bought and paid for and, therefore, can do whatever they wish with. I know, this is slightly contradictory with what I wrote earlier.

I guess I am of mixed mind about all of this fee business. In a perfect world, I would have the astrology play the role of the mentor, and the client the role of the student, with the subject being: discovering your self through astrology. In that scenario, I don't see the need for money or any kind of barter. The experience itself is an exchange, plain and simple.

I understand the world is not that simple and that the mentor/student exchange is somewhat rare. So, I will leave you to decide when and how much to charge for your services, or whatever method of barter you might come up with.



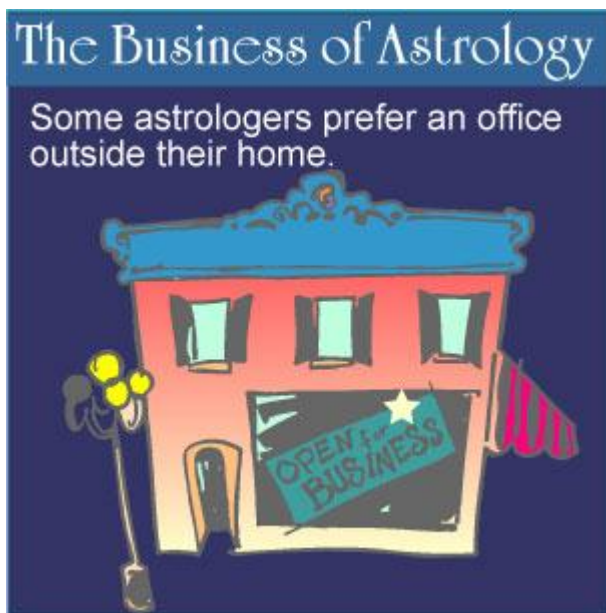
### **The Home Office**

Many of us begin doing astrology wherever we can, here and there, as time and place permit, sort of a "Have Charts, Will Travel" sort of affair. However, sooner or later, most of us find that having a special spot where we do our readings is better. It could just be me, but there is something about setting aside an area of your house or a corner of an office for doing astrology that is appealing. It just feels right.

Besides, astrology requires a fair amount (sometimes a lot!) of preparation work, what with many charts, lists of transits, maps, and so forth. In the years during which I was doing readings or consultations full time, I had a separate office just for this kind of work. Even today, when I am involved in many other things, I still like to do readings in a corner of my current office. You get the idea. But then again, I may just as easily grab all the charts and go sit out on the grass, if it is nice out. That is

## Astrology as a Business

how I do it. I have always worked out of my home and never felt it made me look less professional. There is something in me that does not see myself in commercial office.



### **The Downtown Office**

Many astrologers I have known, and I have known many, don't want to work out of their homes. They like to keep their home and business lives separate, and feel most comfortable having an office outside their home. And there are many ways to do this. You can simply rent an office, but that can be expensive. Many astrologers and spiritually-oriented readers share an office space. Still others have a special spot, be it a quiet coffee shop or a park bench, where they like to do readings.

I should point out that wherever you decide to do your readings, it should be quite private, since as you probably already know, due to the nature of the reading

## Astrology as a Business

process, emotions typically run high, and the client may vent tears or anger, and usually both. You want to give them some privacy, so that they can have that letting go experience, with as little added self consciousness or social pressure as possible.



### **Most Important Tool**

It goes without saying, but I will say it again here that the most important tool you need to do astrological readings is a calm and tranquil mind - receptivity. You must be able to listen. If you have just had a fight with your kids or spouse, and are way off your contacts, do everyone a favor and just reschedule. Readings and upset don't work well together.

Also, I am assuming here that if you have come this far with astrology, that you have some way of working with your mind, be that meditation, yoga, or some other form of mind training. Receptivity and a calm mind are imperatives for astrological counseling, not options. If

## Astrology as a Business

you have never received proper instruction on how to meditate, then please get some. By meditation, what is meant here is that simple practice of sitting quietly and observing your own mind as taught by many of the Asian cultures, such as Zen, Theravadin, Tibetan, Chinese, and Japanese Buddhism, and others. The goal of this kind of meditation is not relaxation, but to get to know your mind and recognize how it operates. Relaxation therapy is not what I mean here by "meditation."

If you don't know where to get that instruction, email me (Michael@erlewine.net) and I will try to find a competent meditation instructor in your area and email you.






### **Other Tools You Need**

Next to your own mind and awareness, probably the next major tool to have these days is a computer and some astrological programs. Programs that do astrology are available for both the PC and the Mac, so there is a wide selection. Since I founded Matrix Software, although I no longer run it, I am biased in that direction. But there are other major software companies that have professional-level programs, including Esoteric Technologies, and Cosmic Patterns. These are for the PC. For the Mac, the company you want is TimeCycles.

When you are just beginning, you can find many freeware or shareware astrology programs on the web that offer a lot. However, when you decide to become a professional and to offer professional astrological services, you are probably better off investing in a professional-level program, one that offers a wide range of options, all of which print out in attractive formats, and

## Astrology as a Business

with your name and contact numbers engraved on them. Even the best programs cost only a couple of hundred dollars, so that is not too much of an investment.



### Techniques

What kind of astrology you use is up to you, and this is an important point: Astrology is an oracle, not a science. Astrology is a way for what is happening out there in the heavens to be recognized as happening also down here on earth, the heavens speaking, and we listening and recognizing these archetypal events in our day-to-day life here on Earth. I liken it to star writing in the sky that we can learn to read. And.... there are all kinds of astrological techniques.

It took me years to figure this out and to accept it as true: there is no one astrological technique that is better than the others. There are only the techniques that work or are useful to you. I used to believe that there were

## Astrology as a Business

"good" and "bad" techniques, and, of course, I had the good ones and some other astrologers used the bad ones. Too bad for them. That is overstating it, but you get the idea. In other words, I would try out techniques that others told me about in glowing terms, but they did nothing for me. Therefore I assumed they were of no value. In this assumption, I was mostly wrong.

Again: astrology is an oracle through which the heavens speak to us. And what they speak about is our life in its unfolding. Oracles are all about letting the message come through, and not about the particular vehicle or technique that it speaks through. All astrological techniques are meaningful, to some degree. The only question to answer is if a particular technique is meaningful or useful to you. We can't (therefore we probably should not) judge another astrologer's technique, as to whether it works for him or her. We can only know what works for us, and those are the techniques we will use.



### Popular Techniques

Now that we have made it clear that you can use whatever astrological technique works for you and not have to justify it to anyone, what are the techniques used by most professional astrologers? Here we are going to just mention a few of the major ones, which you can read more about elsewhere.

### Birth Charts

Sure. The place to start in astrology for most people is to learn about themselves through their own birth chart. By doing this, you will find out pretty quickly if astrology catches your interest or not. And there are several birth charts that you have worth looking into. There is the traditional geocentric natal chart, but there is also your inner or what is called the "Dharma Chart," the heliocentric natal chart. There are others, as well, including the equatorial natal chart (helpful aligning


## Astrology as a Business

"you" with geographic places and world events), and what I call the Local Space Chart, a snapshot that combines the earth and the planets in a very local sense - the space surrounding your birth.

### **Transits, Directions, and Progressions**

Our natal chart is a snapshot of ourselves at birth, at the beginning. Once we learn something about our natal chart, we want to keep it updated. The planets keep moving after our birth, and astrologers like to know how this onward movement relates to the natal chart. How does astrology affect us today? To do this, astrologers employ a variety of techniques (chiefly transits, directions, and progressions) that chart what is happening now in the sky (or at this time) and compare that to our natal positions.

There are many, many other techniques, as well, and these will be detailed in another section, but the natal chart and some form of ongoing analysis of planetary movement are the two major techniques that almost all astrologers use on a regular basis.



### **Client Confidentiality**

As an astrologer, what you hear in an astrological reading is private, perhaps not as protected as in the confessional, but for your ears only. Like lawyers, doctors, psychiatrists, and other professionals, the astrologer-client privilege should be honored and protected. This is universally recognized by astrological groups and organizations.

As a counselor, I have had just about everything (and more) that I could conceive of laid out before me at one time or another, more than I could ever have imagined. Compared to what goes on out there, my life is very boring and uneventful. What I hear in a consulting situation is not something I repeat or pass on to the social scene or even discuss. It is deeper even than that. It really can't be discussed.


In fact, one of the things you soon learn in counseling is to just drop it. After the reading is over, with its tempests

## Astrology as a Business

and sea changes, I just forget it. One good reason for doing this is because it is way too much to try and keep in mind, much less process. All kinds of experiences take place during a reading, and your mind is often stretched far beyond what you personally are used to, as part of the accommodation process, that of listening to the client. A client can easily take you on what amounts to an acid trip, bending the limits of the mind, and pushing you into realms you otherwise would never see or go near.

So, there is no figuring out later what went on during the session, and, as mentioned, I have learned to just let it pass, and to think nothing of it. I don't want to belabor this point, but I would like to prepare you for what you will experience. Let me say it one more time:

The client, whom you don't know, may have material so pent up that it has not seen the light of day for years, if ever. Neither you nor they know what may erupt from the deep areas of the psyche. It can be so powerful that you won't be able (or want to) remember just what did transpire. It is that powerful. I don't know how to put it, but you may well be standing at the very edge of the void with your client, gazing into the eternity or damnation. When that experience closes, and you both come back down into what we could call normal consciousness, the mind closes after it. It is not even much of a memory. You can't remember or reconstruct it, and trying to only further strains an already exhausted state. My point here is that we learn to just let some things pass. They make no sense, in the ordinary sense of that word.



## How Long a Session?

How long to spend with a client? This is an area where you can expect a wide range of answers, everything from one-half hour to three or more hours. In my experience, and in talking with other professionals, I would say the average reading takes about one and one-half hours, seldom more than two hours. Most astrologers would probably agree with that number.

However, I know of some who take three or four hours to work through the material, and I know of a few who take less than one hour to do a reading. Elsewhere I have a section on the nature of conducting a reading, what a reading actually is. I don't want to repeat that here, but I can summarize and say:

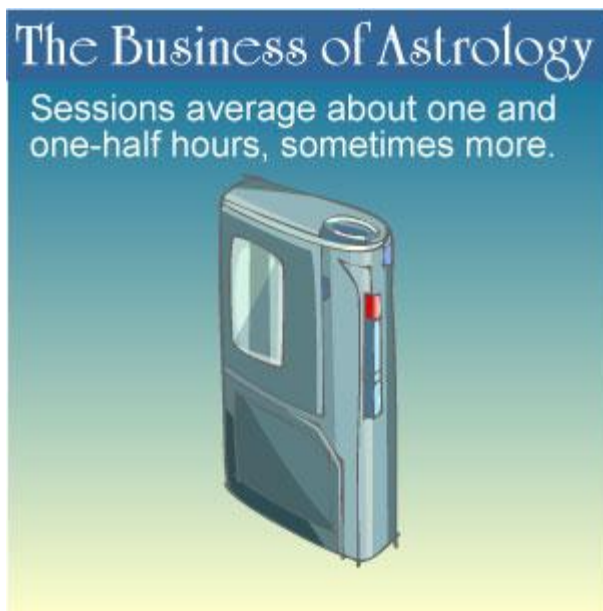
Regardless of what astrological techniques are used, the essential theme of any reading usually involves a process of emptying out, and an opposite process of taking in, like breathing out and in. Perhaps a better



## Astrology as a Business

analogy would be a process of letting go of a grip (like we might grip a baseball), and a taking of a new (and more relaxed) grip. That's it. This is quite a physical process, and it takes a certain amount of time, a time for venting or emptying out, and a time for relaxing and taking in, taking a new hold or grip on life.

I have found that about 1 1/2 to 2 hours is a reasonable time frame for all of this to take place, and that once this emptying out and its response takes place, the reading is essentially over. It can continue on, but it is just small talk after that point. The physical part of it that I am pointing to can only take place once. When it is over, the reading is over. If that emptying out and taking a new grip has not taken place, you should continue for as long as necessary, in my judgment. If it never takes place, I don't charge for the reading, because I feel nothing significant has happened. You be your own judge of that.



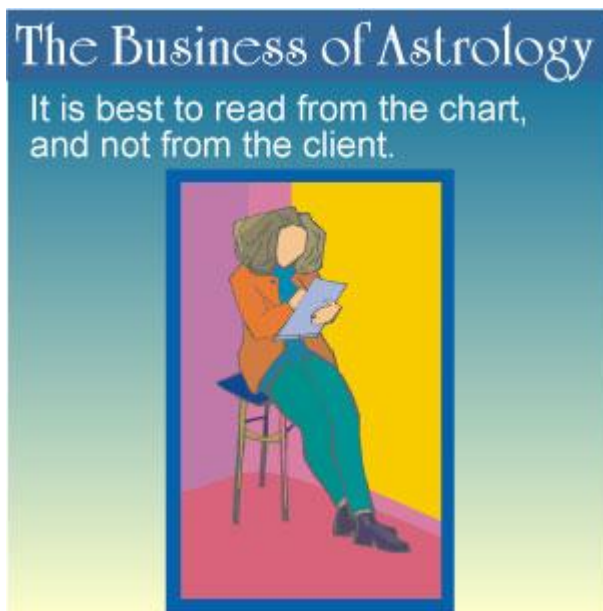
### **Documenting the Reading**

This is up to you. Most astrologers tape record the reading, either in person or over the phone, and see that the client has the tape or a copy of it. A taped interview gives the client a change to go over and over areas of the consultation that interest them, areas that perhaps went over their head at the moment and were missed. It also protects you from being misquoted and it can save on follow-up phone calls to verify with you if they heard right. In particular, hard to remember things like dates can be pulled off the tape. Taping seems to be a good thing and almost universally done.

With that said, I will point out that I am one of the astrologers who also likes to write out interpretations for a client. I got into this habit way back at the beginning, when there were perhaps not enough knock-on-my-door clients, and a advertised through-the-mail readings. I have done hundreds of them and don't mind doing

## Astrology as a Business

them. They take no longer than a sit-down reading and are self-documenting. However, they do depend on your having a clear astrological vision, one that does not depend as much upon the ebb and flow of the sit-down client situation. In other words: you can't play off the client, and adjust the reading to how and where things are going. This leads me to the next point.



### **Tell It Like It Is**

Astrologers are very different when it comes to this topic. When looking at a chart, do you present what you see there, whether or not the client seems to respond to it, or do you constantly tailor and alter your message based upon the feedback you are getting from the client as things progress? Bluntly, if the client tells you that what you are presenting to them does not fit them, how do you alter that message, if at all?

We could have a long discussion on this issue, and there would be many points of view to consider. In

## Astrology as a Business

actual practice, a skillful counselor does all kinds of adjusting to achieve some kind of resonance with the client. This is a continuous process and is to be expected. You want to maintain some kind of dialog and connection with the client, but not at all costs. And now for my two cents, my general take on this:

I have learned, over these many years of counseling, to stick with what the chart says, and not to bend over backward to make it fit my clients expectations or demands. I cannot tell you how many times a client has rejected something I have presented as simply "not true," only to acknowledge the same information later in the reading, often after some sort of letting-the-hair-down experience. Had I followed their lead, it would have led elsewhere, and probably they would not go there, "there" being what I had presented. As the astrologer, you must direct or lead the session, which does not mean that you don't listen and adjust to the feedback you are getting from the client. Of course you do.

You must be well trained in the techniques you use. By "well trained" here, I mean that the techniques that you use must be ones that you have tried, tested, and found to be true in your work. As I like to say: your techniques must work for you, and not you for them. Here is a short sidebar about techniques that may be worth understanding.



## **Techniques as Experience**

Just what are astrological techniques, anyway? To the best of my understanding, any technique is but the residue of an astrological "Aha!" realization that occurs. All techniques were discovered by some astrologer, somewhere, even if it was way-back-when. The discovery of a new astrological technique is a big deal, at least for the astrologer who discovers it. It lights up their life and can be a turning point.

When that experience of discovery passes, what remains of the experience is the technique, a somewhat (by definition) mechanical way of remembering or recreating that experience, in many cases. You can't pass on the experience to another, because each of us must have our own experience. But you can pass on the technique, whatever steps or process you can remember about how you got to that experience yourself. Astrological techniques are like this, the steps

## Astrology as a Business

or remains of a realization. Astrological techniques as found in a book or even from the lips of a teacher are, by their intrinsic nature, incomplete. They leave out the "you" factor, which is that you must take the technique and make it real for you - realize it!

Each of us must, as astrologers, realize whatever techniques we use, to the best of our ability. Blindly using the various steps of a technique, as passed down through books or from a teacher will not cut it. In fact, it is the teacher's job when presenting a technique to empower the student and bring them to realization, not just pass on the bare bones of the technique.

My point here is that: whatever techniques you end up using with a client should be ones that you not only understand as a mechanical technique (how to calculate it), but you also have been able to realize (vitalize, make alive) this technique within yourself. This is the only way real astrological knowledge can be passed on, through each of us realizing what we are doing. Otherwise, it is rote learning and passing knowledge on for knowledge's sake, and this happens too.

In some eras, it is all we can do to pass on the technique, with no realization. It remains for another generation, hopefully, to re-vitalize that technique and make it real again, so that it lives and walks the earth. That is realization. Enough said.



## **Read from the Client or the Chart?**


To return to the subject of techniques in a reading: The techniques you use with a client should be ones that you have realized and can depend on, even when the mental or emotional waters around you get rough. They should be like fixed stars or lighthouses in your mind. They guide and keep you on track, which brings me to my personal point here:

I have learned to stick with my techniques, and to read from the chart and not from the client. It can be tempting to read from the client, in particular if they are very transparent. This amounts to gathering the low hanging fruit. My opinion is: don't be tempted. It is a slippery slope.

Much better to stay with the chart, guided by the realization of whatever techniques you use. Otherwise, you are not doing astrology, but something else, which may be fine in many cases. For my own work, I read

## Astrology as a Business

from the chart, not from the client, and this is one reason I find it just as easy to write out a reading as to have one in person. What I am going to say, in either case, will be more or less the same. This is not to say that I don't respond to feedback coming from the client. I do, always, but I tend to use that feedback to get to the point of communicating what is in the chart, not to wander into more intuitive or psychic areas. In other words, I am an astrologer, not a medium or psychic.



### **Other Persons Present**

The readings I have done are almost always done one-to-one, with no others present, no children, no spouses, and no friends. It just does not unfold properly, when more than two are involved about the chart of only one person. Of course, this does not apply to relationship questions, when it can be very helpful to have both partners present. In fact, since my specialty happens to



## Astrology as a Business

be looking at relationships, I often have both partners there.

While I don't encourage anyone other than the client to be present, what I do encourage is to look at the charts of anyone/everyone close to or critically involved with the client. Charts of the spouse and the kids, the friends and not-so-friends, the co-workers are very helpful, and some thought must be given to encouraging the client to provide that birth information prior to the reading. Otherwise, what happens is that I am always doing those charts on the spot, which is not as good as having them more carefully considered before hand.



### **Death and Medicine**

I don't predict death, if for no other reason than I don't accurately know how to determine it. I would not, even if I could. The same goes for medical advice. I am not a medical astrologer, and I caution you about giving medical advice in a reading (unless you are a doctor),

## Astrology as a Business

lest it turn around and bite you. What you CAN do is to offer any amount of preventative health suggestions that might be warranted, exercise, meditation, supplements, nutritional advice, etc. - whole foods, and all that.

I know that many astrologers do offer medical advice, but I don't go there.



## Astrological Jargon

I have never understood why astrologers try to explain or teach astrology to a client during a reading. Statements like "Your Mars is conjunct Saturn" is meaningless to the average client, and only serve to muddy the waters. I did some of this when I was first learning astrology, but it was usually to stall for time and to cover up for the fact that I did not yet know enough of what I was talking about, or was running out of material. In fact, a sure sign of an amateur is dependence on astrological jargon as a means of communication in the reading situation.

## Astrology as a Business

In the classroom, sure, and I have taught thousands of students over the years, and that is where jargon has its place. In the reading: not appropriate. The client has no idea as to what astrological phrases and lingo mean. It may sound impressive, but the best astrologers I know don't use it. What do we do?

We concentrate on what the astro-jargon is pointing to. For example, we don't say: "You have a grand trine in your chart." Instead, we say " You have the ability to get the big picture, to see the forest AND the trees." Or perhaps we first tell them about the forest and the trees, and THEN tell them that they have a grand trine. That is the idea.

The point of a reading is to assist the client, using astrology as a lens or filter, not as a feature. When we use excessive jargon, we only cloud the lens and confuse the mind of the client with words they can't yet understand. We are the astrologer, and we are supposed to know what a grand trine means, and it is what it means that we want to communicate to our client.

And another suggestion: Many clients come with a smattering of astrology in mind, and they want to ask you things like "What does my Venus Inconjunct Mars mean?" Again, this kind of question belongs in an astrology class, and not a reading. If you start to answer such questions in a reading, you are opening up a can of worms. Before you know it, the client will be directing the reading, fueled by the little that they know to ask, and the general course of the reading will be aborted. Do this at your peril.



### **Friendship with Clients**

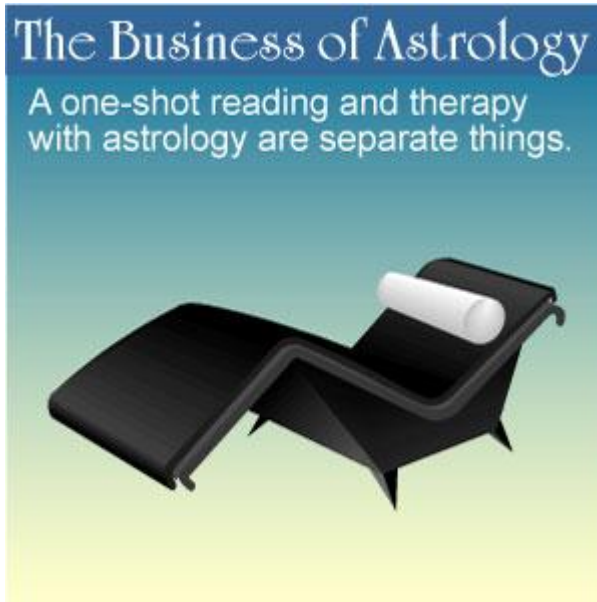
There are differing viewpoints on whether you should fraternize with your clients; some say you should not. I am of the opinion that: of course you can fraternize with your clients. For many astrologers, at least in the learning stages, if they did not, they would have no friends (or clients) at all! Friends are usually among the first to want to have a reading with you.

We pointed out earlier that we don't discuss what takes place in a reading with any third person, but I have never had any problems being friends and maintaining friendships with clients. In the circle of friends I have, I am an astrologer, just like someone else is a doctor or a lawyer. Who says I can't be friends with my own doctor or lawyer. In fact, I trust my friends to practice on me more than I would others in that field, every time.

What we don't do is to initiate an emotional or romantic relationship with a client, at least during the reading.

## Astrology as a Business

That is a big "no, no." Clients are typically very vulnerable during a reading, and the last thing they need is someone hitting on them or in any way trying to take advantage of their condition. This is not only professional protocol, it is just plain common sense, and probably not legal.



### **Astrological Therapy**

And last in this group of lessons, it is important for you to be aware when a client needs not just astrological counseling, but actual therapy. This is not difficult to determine.

When you have the first reading or counseling session with a client, in that hour or so, you are pointing out what you can, astrologically, about their chart. They are taking it in, and will take it home, and digest it - think it through. You are pointing out what you see, and they are absorbing what they can of it. This is all straight forward.

## Astrology as a Business

Where it can become complicated is when additional sessions are required. Astrologers do have follow-up sessions, but they should not (in my experience) take place for some period of time, a matter of months, at least. If you receive a call from a client, let's say, a week after their first reading, wanting to have another one, this is a sign that they may need a special kind of session, more like therapy.

For one, you have just met with them and may not have that much "new" to say them only a week or so later. If this is a way of their saying that they like the whole experience of a reading or can't remember what you told them, this is a sign that perhaps repeated sessions may be needed, something like therapy.

They may also just want to repeat the experience, because they liked it and have plenty of discretionary income. We all know that you can't repeat anything the same. First and fresh go together. If you do have another session in the same time period, you can count on it being different.

For myself, I don't do this therapeutic kind of work. You may feel differently. I point out, in that first reading session, what I can, make sure that they take it in, and that is it. The client must decide what to do with this information and take it from there. If they want to come right back, I have nothing that different to tell them a week or month later. And even whatever cathartic experience usually can't be repeated that soon. This is when I tell them that what they actually may need is therapy, repeated doses of whatever it is they are looking for. I usually recommend them to an astrologer that does this kind of repeated session or to an actual therapist. I usually recommend the later.

## Astrology as a Business

Therapy is not something negative, but it is somewhat laborious, going over and over the same material, a little improvement being made each session. You will have to decide if you want to do this kind of work or not. I tend not to.



### **Setting up A Business**

When astrology becomes a business, our business, we had best become more business like. If you have taken the plunge and turned professional, how do you make a living with astrology? That is a good question.

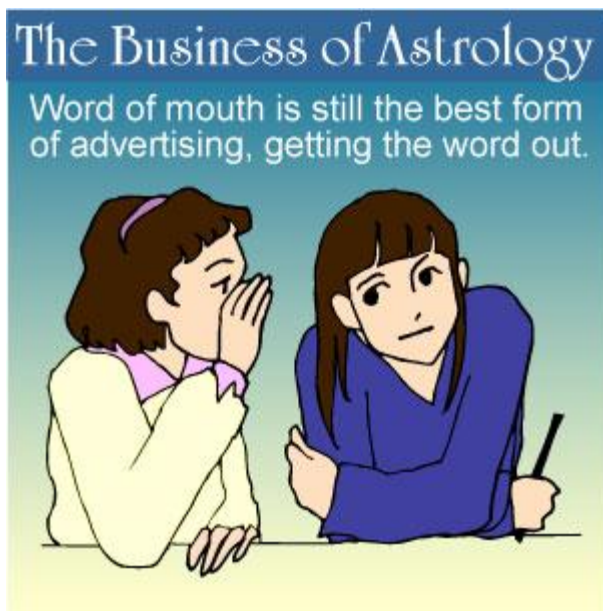
I must tell you that, as a group, astrologers tend to be on the lower end of the economic scale. Years ago, when I went to a bank to take out a loan to buy my first programmable calculator, I was told by the loan department that astrologers appeared just above migrant workers in their list of loan risks. That was sobering.

## Astrology as a Business

In other words, in this society, astrology is not considered a right livelihood. It is well off the beaten path. This is not true in Asian societies, such as India and Tibet, where it is perfectly proper to be an astrologer. An astrologer is even a respected part of that society. Not so in the West. Astrologers are considered fortune tellers here, and fortune tellers are, in the popular mind, akin to gypsies, and gypsies are considered, well, you get the idea.

My point here is that you may have to do everything you can to build up your business, and that is what we are looking at here, so don't mind me if we concentrate here on how to make a living. So far, we have discussed your office, and whatever private space you use to have your consultations in. Now let's look at ways astrologers can make income.





## **Word of Mouth**

You know what I am going to say. Word of mouth is still, and by far, the best form of advertisement, and the price is right. If you take good care of your clients, give them the best you have every time, and help them get a handle on their lives, they will do your advertising for you. This is as good as it gets. In lieu of that, you can work with other forms of advertising yourself.



### **Business Cards**


You need these, although it does not have to look all starched and white, like the corporate card. As astrologers, we can take liberties with color, design, and even shape, but an easy-to-read and pleasing-to-the-eye card is important, and can be used in many situations. This much I assume you already know. You can give one (or several) to each client, give them to people you meet, and leave little stacks of them in metaphysical bookstores, food co-ops, and so on. This is a no-brainer. Be sure to put your email address and web page URL on the card.



## Your Web Page

Perhaps there is not more inexpensive advertising available today than to have your own web page. Web page services are available for \$10 or less a month. For that money, you can put up one or dozens of full-color pages, telling anyone about you, your background in astrology, qualifications and history. Then all you need to get into people's hands is the URL, the web page address, and that can be on your business card.

Most of us have a friend who can help us design and implement a simple web page, and many services have a do-it-yourself web page kit that you can just follow. Before web pages, most of us had to struggle to create various 4-color printed pieces that were always out of date by the time we could afford to print another run. With a personal web page, we can have everything up to date. And there are always free services like "MySpace.com."



### **Other Advertising**

Advertising can be very expensive, so take advantage of as many of the less expensive ways to get your name around as you can. Health food stores, clinics, coffee shops, groceries, bookstores, libraries, etc. often have bulletin boards or areas where you can post flyers, with their blessings. Otherwise, they may be torn down as fast as you can put them up.

Also, many colleges have authorized spaces for flyers, and some (for a small fee) will even take a stack of your flyers and post them for you. Be respectful where you post, because it is your name that is going up and if you post where you are not wanted, they know just where to find you, and at least will take note of who is posting against their wishes.

Whatever form of flyer or circular you post, be sure to take care in designing it. If it is in a loose scrawl like those lost-cat flyers, you are doing yourself and

## Astrology as a Business

astrology a disservice. You can be artsy and even funky, and still have a sense of design, still look cool. If you are not good at artistic design, than pay to have it done well or barter a reading for some art work. One well-done flyer can serve you for months and even years.



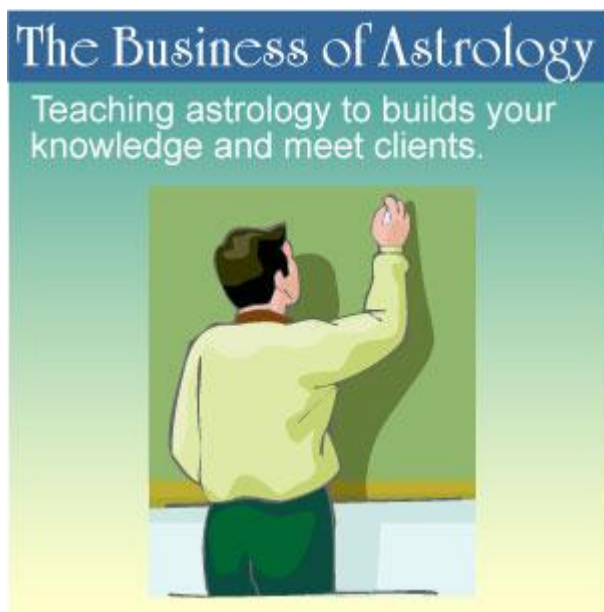
### **Paid Advertising**

Be careful with paid advertising like newspapers and particularly radio. It is easy to spend a lot of money and not have much to show for it. A small classified ad is not too expensive and may do the same job as the much more expensive display advertising piece. With radio and TV advertising, be doubly careful. It sounds so tempting, but it usually costs so much, and does not always pay off well - in one ear and out the other.

Your resources, especially when you are just starting out, are precious, so use them wisely and sparingly.

## Astrology as a Business

Remember that the best advertising of all is still word of mouth.




### **Astrology Classes**

Classes are another way to bring in extra income and also to meet new clients. You may be able to offer classes through the W.M.C.A., local bookstores, community colleges, and many other venues. I gave classes in my home for many years. Teaching introductory astrology classes brings you into contact with new people and is a good way for you to learn more about how to communicate astrology.

Classes are typically around six weeks in length, meeting once a week, for around two hours a session. If you charge for these classes, which most astrologers do, it is best to get the entire 6-week fee up front, no later than the start of the 2nd session. If you don't, you will subject yourself to the whims of people changing their minds, dropping out, putting off payment, etc. I

## Astrology as a Business

have seen it all, trust me. Just have them pay up front, after the first class. People's lives are too unstable to stake your rent payment on.



### **Lectures**

Over the years I have given the one-off lecture at about every place you can think of: colleges, high-schools, secretary meetings, various clubs, and the list goes on and on. Here you almost always do get a speaker's fee, and you meet a lot of new potential clients. Be sure to take a stack of your business cards, and don't be afraid to pass them around.



## **Newspaper and Radio Astrology**

You may live in an area where there is an alternative press, one or more publications that would love to have a weekly or monthly astrology column, and your name and contact information would be on each installment. I would not be worried about being paid for this kind of work. It is advertising that you would otherwise pay for. The same goes for radio columns, which you might look for.

I had a daily radio column called "Star Time" in Ann Arbor, Michigan for quite some time. Each day, they would play a recorded message of mine, describing what the psychic weather was going to be for everyone, what we call transit-to-transit aspects. I believe I did it for free or for very little, but everyone in town knew who I was, which was the point. This reminds me of a funny story.




## Astrology as a Business

Some days, I would listen in when they played my astrology spot, just to hear my own voice. One day I had a shock. As "Star Time" came on, I heard the opening music and sat back in my chair ready to listen to my favorite astrologer. Suddenly, a new voice came over the air. It was not my voice, but I could tell that this guy knew his astrology, and his voice was so deep and resonate compared to my squeaky voice. And his use of words and astrology was spot on. I was crestfallen. They had not even bothered to tell me that I had been replaced!

Of course I had to call the station and find out what had happened, only to find that they had mistakenly played my piece, my own voice, at a slower speed, making it sound like a completely different person. Funny.

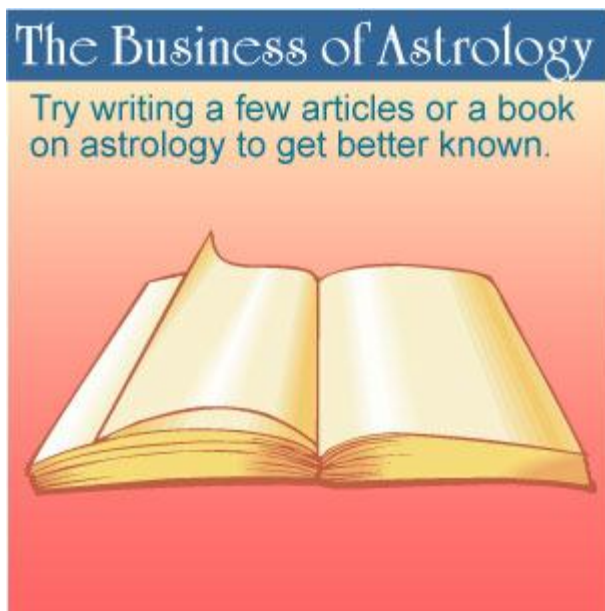
## Astrology as a Business



### **Fellow Astrologers**

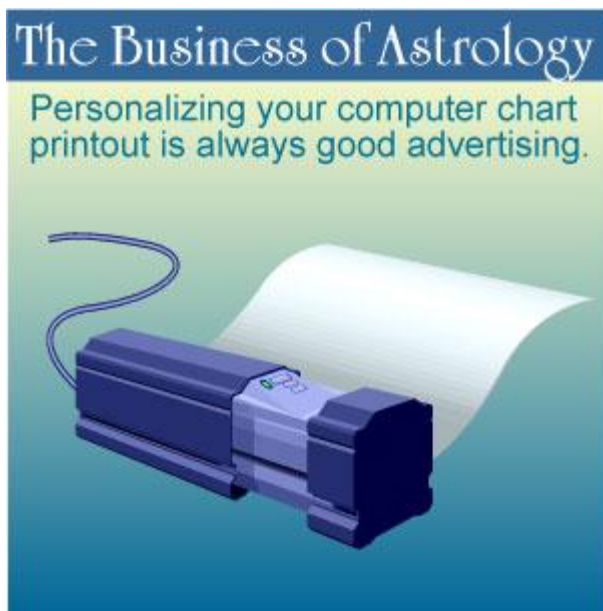
Astrologers tend to be on the lonely side, perhaps because astrology is not considered kosher by society. Astrologers in my experience can enjoy getting together and mixing with their own kind. There are several national organizations worth looking into, including the American Federation of Astrologers (AFA), National Council for Geocosmic Research (NCGR) and the International Society for Astrological Research (ISAR), all of which can be found on the web. There are also scores of state and local astrology groups all across the U.S., so if astrological friends look good to you, check them out. Most of them offer some sort of convention every year or so, and many more regional and local activities. AFAN, the Association for Astrological Networking is another organization worth looking into.

## Astrology as a Business



### **You the Author**

If you like to write, another way to become more recognized is by authoring articles or books on astrology. Even a short article for a local paper or news magazine can do wonders for your client list.



### **Your Computer Printout**

And don't forget your computer printout! Most of the better programs have a place on every printed page where you can put your name, address, phone number, and whatever short message you would like. Every chart wheel and transit list that you send home with a client should contain your contact information. You have no idea how many people may end up seeing it.

### **Summary**

In summary, if astrology is your business, be business like. Pursue any and all avenues and don't only focus on whether you get paid. What you want to do is build up your reputation and get your foot in whatever doors you can. I know this may not sound very spiritual, but we have talked about the spiritual part of astrology everywhere else in this course . Here we are discussing

## Astrology as a Business

astrology as a business, and as far as that goes,  
business is business.

## Astrology as a Business



### **Birth Data**

The basic birth information you need to use astrology, you already have, which is simply the month, day, and year of birth. If you have a driver's license or social security number, then you have this much. I presume you know where (the place or town) you were born, so that just leaves the time of birth, what time of the day or night you were born.

For many people, this is written on your birth certificate. If not, perhaps your mother or other family member remembers the time you were born. How important is having your birth time?



### **The Birth Time**

A great amount of astrology can be done with only knowing the month, day, and year of birth. However, if you know or can find your birth time, there are benefits from knowing that. A birth time allows you to calculate your ascending or rising sign: what sign and degree of the zodiac was rising at the moment of your birth. It also allows you to calculate the astrological wheel of houses for that moment, and provides for a more accurate position of the Moon.

If you have your birth time, great. If you do not, don't sweat it, for there is plenty of astrology you can do without it. However, it is worth making an effort to locate it.



## Time Changes

The various countries and cities on the globe are located in different time zones, so this may be something that you have to keep in mind. For example, my home here in Big Rapids, Michigan is at the extreme western edge of the Eastern Standard Time Zone (EST). Time zones are referenced by the number of hours they are away from Greenwich, England, which is used as the time standard marker for the entire earth. For example, Eastern Standard Time is five hours away from Greenwich, five hours earlier. When it is 7 A.M. in Big Rapids, it is already Noon in England.

Many computer programs automatically adjust your birth time for the time zone in which you were born, while others have you pick the correct zone or input it. We have four major time zones in the continental U.S., Eastern Standard Time (EST = 5 hours), Central Standard Time (CST = 6 hours), Mountain Standard



## Astrology as a Business

Time (MST = 7 hours), and Pacific Standard Time (PST = 8 hours). That looks pretty easy. However, in places along the borders between time zones, it can become very messy, with one town on EST and another (only a few miles away) on CST. There are whole books available just on all these differences.



### **Daylight Savings Time (DST)**

Then, as you know, twice a year in the U.S., we turn our clocks forward (Spring) or backward (Fall) one hour. We have to keep this in mind. Thus, if it is Daylight Savings Time in the summer here in Big Rapids, I need to subtract one hour from the time zone, so instead of 5 hours, I use 4 hours, and so forth. Many computer programs have a built-in time-change atlas, so all this happens automatically. For the rest of us, we have to keep this in mind.

## Astrology as a Business

Just subtract one hour from your time zone if we are on summer DST, and leave it as it is, if we are into the winter. It is pretty straight-forward for most calculations.



### The Birth Place

We all know where we were born and, unless you were born on a ship, that location is pretty much fixed in space. Most of the popular astrology programs have a built-in atlas, with the geographic longitudes and latitudes of (at least) the major cities in the U.S. and the world. Using a computer program, allows you to automatically select the correct town and coordinates. No problem.

You can always look at a detailed map of where you were born and determine the geographic coordinates (longitude and latitude). These are usually listed along the edges of the map, every so often. You may have to interpolated between two listings to come up with the approximate location, but it is pretty easy to do.

## Astrology as a Business

The location or birth place fixes that spot on the earth, and this is used to calculate the rising sign and astrological houses.

Time Zones		World
Here are the major time zones for the world, as measured from Greenwich, UK		
0 GMT Greenwich	-12 IDL Dateline	
- 1 WAT West Africa	+11 Magadan	
- 2 AT Azores	+10 GST Australia	
- 3 Brasil	+ 9 JST Japan	
- 4 NST Atlantic	+ 8 CCT China	
- 5 EST Eastern	+ 7 SST Indonesia	
- 6 CST Central	+ 6 USR Russia 5	
- 7 MST Mountain	+ 5 USR Russia 4	
- 8 PST Pacific	+ 4 USR Russia 3	
- 9 YST Alaska	+ 3 BT Moscow	
-10 AH Hawaiian	+ 2 EET Easter Euro	
-11 NT Nome	+ 1 CET Central Euro	

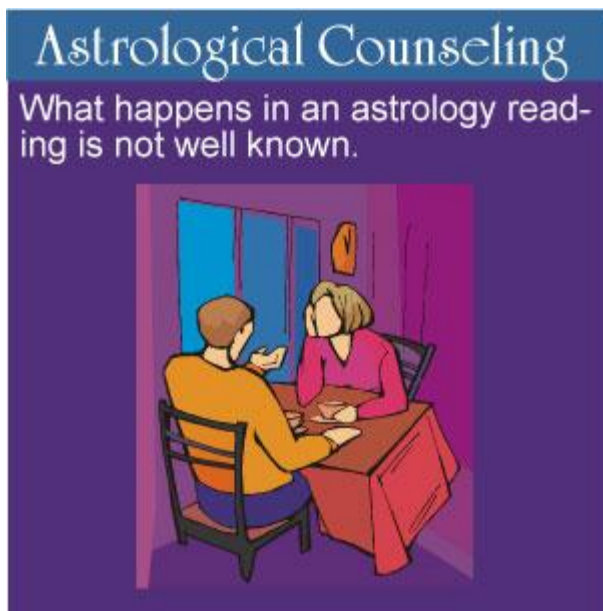
### World Time Zones

Time zones are measured from Greenwich, England by one-hour intervals, adding hours going to the east (toward Russia), and subtracting hours going to the west (U.S.). This list represents the major time zones and their acronyms.

- 0 GMT Greenwich
- 1 WAT West Africa
- 2 AT Azores
- 3 Brasil
- 4 NST Atlantic
- 5 EST Eastern

## Astrology as a Business

- 6 CST Central
- 7 MST Mountain
- 8 PST Pacific
- 9 YST Alaska
- 10 AH Hawaiian
- 11 NT Nome
- 12 IDL Dateline
- +11 Magadan
- +10 GST Australia
- + 9 JST Japan
- + 8 CCT China
- + 7 SST Indonesia
- + 6 USR Russia 5
- + 5 USR Russia 4
- + 4 USR Russia 3
- + 3 BT Moscow
- + 2 EET Easter Euro
- + 1 CET Central Euro



### The Astrology Reading

Many professional astrologers make a large part of their income from astrological counseling or readings, and yet, in the entire literature of astrology, there are only a mere handful of books that even mention the particulars of the counseling process. The subject matter of what takes place in a reading is seldom discussed by professional astrologers. In this sense, the reading process is, in fact, somewhat of an occult subject.


Astrologers are not the only professionals who offer readings or counseling sessions: psychic, tarot, and palm readers do too, not to mention the psychological profession. There are perhaps as many styles and techniques of giving readings as there are practitioners. In this section, I would like to describe what it is that goes on or happens during a reading, regardless of which of the many astrological techniques are being used. This is a very definite and quite physical process

## Astrology as a Business

that takes place through the counseling session, and insight into that process can benefit us all.

Beneath all of the words and social conventions of a reading, something very akin to a massage is happening, but it is the psyche or psychological body that is being exercised and not the physical. This process is seldom, if ever, referred to during the actual reading, and although most clients are aware of experiencing a strong change or release, the process of what takes place does not often reach the conscious level.

The popular image of what happens during a reading is that the astrologer's role is to tell the client something about the self, to give him some information, to "lay it on him," and so forth. An even more common image is that the astrologer will be able to pluck from the client's most intimate life, some fact that no one could have known, as a sign that they are a good astrologer. This sign will guarantee the truth as to the rest of what they tell us! This popular conception bears little resemblance to what actually does happen in the counseling session.




## Midwife of the Psyche

In trying to think of a way to communicate what does happen in the counseling process, I came upon what is almost a perfect analogy -- that of a midwife. The function of the midwife is to assist both the mother and the child through the birth process. Her entire role is to facilitate a process that is already unfolding, rather than to initiate or do anything herself. The counselor, or reader, also functions as a midwife, a midwife of that psyche or soul, a midwife of the Spirit. It is not the function of the astrologer-counselor to embed or fill the client with knowledge, facts, or direction. Instead, the counselor, like the midwife, can but assist in the unfolding of a natural process.

Keep in mind that what I am detailing here happens through or behind all of the social conversation and a astrological technique that takes place in a reading.

## Astrology as a Business

The reading process can be divided into several distinct phases.



### **Locked In**

The first phase reflects the condition or attitude in which most clients arrive. Clients seek out astrologers when they find themselves in a state of inquiry or questioning (often confusion) in their lives. They have nowhere else to turn.

In general, clients find themselves locked into a routine or set of habits, and they have forgotten how in the world they ever got into their situations. Their life commitments and circumstances have reached some crucial point and are so confining that their lives appear to be rushing towards some foregone conclusion with no further options, opportunities, or choices left open. They are not only uptight, but most are at their wit's end. And here is the key: they can no longer respond to their life situation. They have lost their ability to respond to



## Astrology as a Business

events, their responsibility. The first step in any reading, then, involves dealing with this condition.

The majority of clients have not only lost all flexibility, they are often seeking to escape from a particular set of circumstances. They have replaced whatever flexibility they may have had with a series of "musts," ultimatums, or conditions that must be met if they are to go on. They must get out of this marriage, they must find a better job, they must find some sympathetic someone, and so forth. Most are seeking some release or relief from what they feel to be an unbearable situation. They have lost all the appetite or "gameness" that led them to take on their responsibilities in the first place. They have ceased to respond to the demands of their own particular set of circumstances. They have had enough, are fed up, and are in the process of shutting down - closing down their minds. Beneath whatever social veneer that is necessary, this is the state of mind of the average client.



### Venting

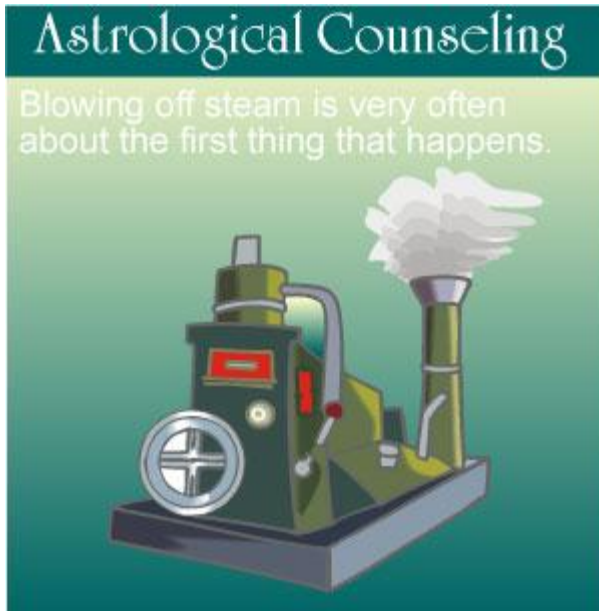
It should be clear why the first stage of most readings involves allowing the client to vent some of this pent-up material. Criticism, complaints, and outrage are at a peak here. The air can be filled with complaining, criticism, and anger as the client expresses dissatisfaction, as he or she gets it out. In time, tears and welling emotions can replace these more acrid, bitter, and even venomous outpourings. It is very important that the counselor know how to facilitate this emptying process. The basic idea here is that the client has moved (in the life situation) from an open, game, and inquiring attitude, to a closed and concluding frame of mind. The client is passing judgments and jumping to all kinds of conclusions at the expense of the life process.

In summary, the situation that leads most individuals to make an appointment with an astrologer is a crucial, pressure-filled period in their lives, during which they have ceased to respond to the demands of their particular circumstances and cannot seem to get any response or reflection pertaining to their present condition. They no longer know what is happening to them, and they are reaching outside for some response, feedback, or confirmation (one way or the other) as to what is going on.

The important point here is that, in the majority of cases, the clients are at a breaking or turning point in their lives. Something has to give since they have nothing more to give and have ceased to respond to their conditions. They are at the point of saying, "the hell with it," and are forcing themselves (or feel they are being forced) to continue with whatever situation or responsibilities they may have. With exceptions, this is the general condition of the average client when they

## Astrology as a Business

enter my office. This condition dictates or defines my approach. The average client is in no mood to benefit from any "words of wisdom" that I might have about the possibilities of their natal configurations. They are not quite ready for philosophy.



## **Blowing Off Steam**

Given these conditions, the obvious first stage in a reading is the venting of this pressure. Let them blow off some steam. The last thing clients need at this point is for me to lay something else on them. What I do at this point is to ask the clients to detail the general questions or areas of their lives (and selves) in which they would like me to work. What I am saying, the sub-text, is "talk a bit." My concern is to get them talking, and to let them talk long enough to unload some of this built-up pressure. As a rule, I do not confront the client at this point with any particular demands. I don't question them. They may describe several areas of interest, some of which are obviously filled with intense concern. I do not focus on these areas at this point, but instead pass over them. I acknowledge each question and area of interest and pass on. I wait. By not confronting them with the areas of real question, and by

## Astrology as a Business

offering them no resistance, I do not enforce whatever defensiveness they may feel or expect.

For example, I am not opposing their decision to leave their husbands and children and run off with the local musician. I am not shocked that they cheat on their wives or have hit their children. I am taking it in and accepting what they are presenting me -- and that's all. When they push, I give. In general, my passiveness or listening has the effect of drawing them out further, often in a bitter criticism, complaints, and the like. The lack of opposition or resistance tends to induce them to spill out more than they have intended, and this spilling over is very important and marks the end of the first stage of a reading.



## Getting It All Out

The reasons for the above process should be clear. Clients have been under great pressure and, as often as not, are very defensive of their right to do whatever they are doing or thinking of doing. "I'm going to leave my kids and no one is going to say otherwise." They have lost their balance and flexibility and have replaced these with a hard, resistant attitude. They are desperate to some degree. When I don't oppose them, but instead accept whatever they say, this tends to throw them off balance, and the result is an even greater release or unloading. During all of this, I am telling them nothing and keeping our conversation to the social minimum -- astrological or otherwise -- needed to assist in the emptying process.

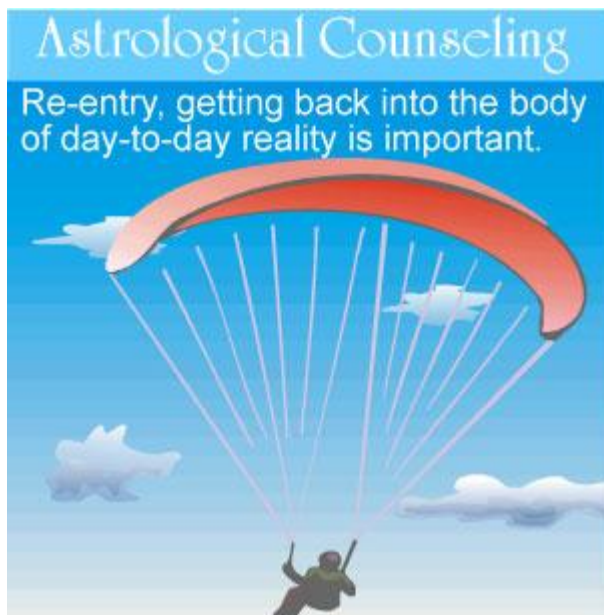
I can be talking all the while, but I am saying nothing. It is a simple fact that they are, at this point, unable to listen or hold a dialogue as long as they are holding

## Astrology as a Business

their breath, so to speak. I am coaxing them or allowing them to breathe out, to expire, and to let go of whatever they have locked onto with a death-like grip, whatever that may be. This emptying process takes about 10-20 minutes in most cases, but may take an hour or more! The process must be allowed to take its course, until (like vomiting) there is no more forthcoming. Only when this stuff has been expelled or let go will they be in a position for inspiration, ready to take a new look or grip on themselves. Only then can I get their attention.

After this emptying has taken place is the time to begin to draw attention to the various areas of concern and to ascertain the "facts" of the matter. The client has achieved some release at this point, has let go of things. It is here that a real dialogue can occur between client and counselor. Around this time, the bitter accusations and criticism often turn to tears and sobbing. There is a letting down, a getting down from the "high horse." At this point, something very interesting happens. Let me try to put it into words.

Clients have let go to some degree. They have stopped trying to insist how it must be and are somewhat relaxed and kind of floating or somehow out-of-the-body of their circumstances. They are free and out of the pressures of the moment. Somewhere along here an event of great importance occurs.



### **Coming Down: Re-Entry**

There will come a point in time when the client is no longer letting go or going out, but instead begins to return or come down. My teacher used to say, "We know how to take the rabbit out of the hat, but do we know how the rabbit gets into the hat in the first place?" It is not enough for the counselor to assist the clients in getting away from their problems. Getting some release from their situations is something clients were dying to do anyway. Clients will also require assistance in going back -- in re-entering the body of circumstances that is their life and taking a new grip on those circumstances.

If there is any art to counseling, it is in assisting clients toward a more realistic or natural attitude toward their situations as they come down or begin to re-enter their bodies. The counselor can facilitate a better attitude or approach -- a better way to take these very same circumstances and turn them to some advantage. It is



## Astrology as a Business

not enough to help clients out of their circumstances onto some lofty plane where their life somehow falls into perspective for a few hours. Like the spaceman orbiting earth, about the only thing that is absolutely obvious when we leave the body is the body itself. The spaceman sees earth as never before. What goes up, comes down, and what goes out, comes back in.

When we stand back or get outside our circumstances, we have an opportunity to see our condition in a larger context. It is at this point that philosophical discussion is possible. And it is here that the astrologer may facilitate a clear or more comprehensive vision and an acceptance of what is. It is at this time that some sort of insight or imprinting takes place. We can see to set our sails toward more worthy goals, assume a different attitude or stance, and prepare to take our life in a different way. It is at these clear moments that we take or retake our vows, never to forget what we are now seeing. No doubt this is a beautiful and favorite part of any reading for the client.



## Getting A Grip


The resistance in clients to returning to their body of circumstances and to accepting their particular situation will vary. At one extreme is the individual who has seen the light and obtained enough insight into his own self to again feel responsible for his or her own condition. They are glad to go back armed with this new vision. They can't wait to "have at it." However, many of these types of individuals may require some form of therapy before they can come around to feeling responsible and take possession of their own life's affairs.

The critical idea here is that the future of any client (any of us) will depend to a very great extent on what he or she can do with the present personal situation. It is an age-old maxim that one cannot change or even work with what one refuses to acknowledge -- or accept what one ignores. So, the idea and experience of what takes place in a reading is simple. There is a letting go and

## Astrology as a Business

an accepting or taking hold. It is similar to releasing one grip to find a more natural one, like breathing out and back in. This is what happens in most readings. The client is able to let go and suspend his hold on things, and then is able to find a more acceptable attitude or way to accept or take these life situations. There is a release and letting go. There is a new acceptance. There is a new grip.

We need to say something more about this new grip, this process of acceptance. Of course, we mean self-acceptance, but that acceptance must be extended to include the conditions in which the self happens to be. The client must find a way to accept his very conditions, because this is all that he or she has got. This is what is happening. We Cannot Change What We Refuse To Accept. We must first ascertain and accept the facts of our life in order to change them. We must acknowledge their existence, whatever that may be. Acceptance is the very essence of what counseling is about. Not the acceptance of a lousy situation for its own sake, but the acceptance of what-have-you as the only means or vehicle we have to alter that condition. We must respond to the situation in which we find ourselves. The crucial part of any reading has to do with this acceptance of what is and not what might be or what ought to be.




## The Counselor's Role

What is the counselor's role in this process? It is not his or her role to tell the client what to do. Clients must and will do what they can see clear to do. I am reminded of the Eastern religious text *The Tibetan Book of the Dead* in this regard: this document consists of a series of verses that are read by a priest to the dead or dying. I don't make claims to understand all of what it means, but what interests me is that the text consists of a whole series of levels, called "bardos," that extend from the "clear, white light" of perfect understanding, through all of the shades of material existence, and end at the door of a womb, ready for another birth. Apparently, each soul experiences this clear, white light in all of its fullness, but many souls are unable to hold on to this experience and, instead, begin to slip back into their old ways and habits.

## Astrology as a Business

If the soul slips far enough, it ends up at the door of a womb, ready to be reborn again and to face the same questions it was unable to grasp before. What is remarkable is that at each level the priest proceeds to assume that the soul has experienced the clarity at that level and has embraced this light and prevented any further backsliding down the bardos, toward the womb. However, at the beginning of each lower level and verse, the priest states something to the effect that if the soul has been unable to keep the clarity of the experience of the previous level in mind, then they will begin to have certain experiences that are signs that they have slipped into the next level and are taking on the qualities of this level.

This is fascinating because each of us goes through something like this in everyday life. We all experience cycles in our lives of ups and downs. When we feel up and are clear, we can see the why of who we are and why we are doing what we are doing. We embrace our life and retake our vows, so to speak. But when the clarity fails or wavers, we often find ourselves slipping back into previous habits, out of which we thought we had risen, and we are forced to go through and repeat the cycle all over again. In this way, each of us is reincarnated in a continuous fashion throughout our lives. This is not something that happens at the tail end of our lives, but something that is happening repeatedly, right now, here in the middle of life.



### **After the Release**

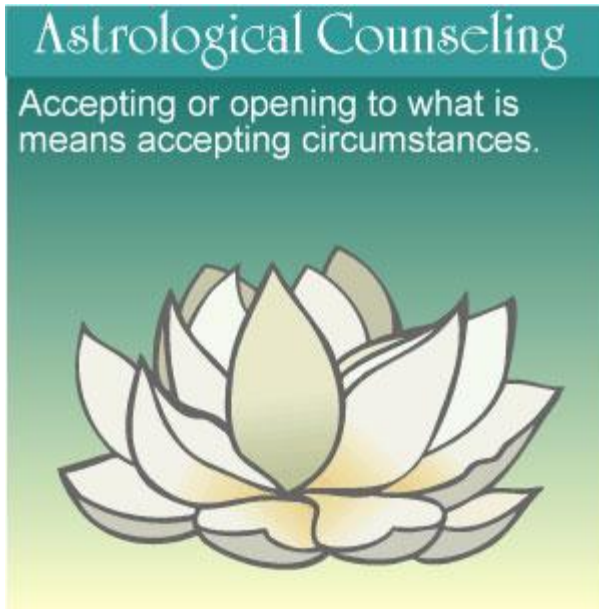
What has this to do with the counseling process? After the release experienced in most sessions, clients are often free enough from some of the pressures of life to see and consider their lives in a broader perspective. There is often a moment when they perceive that this is their life, and that they are the authors of it, and the only ones who can do something about changing it. In other words, they accept or respond to what is happening and are responsible. The counselor, like the priest in *The Book of the Dead*, may be in a position to facilitate acceptance of what the client now sees. It is here that the astrologer may describe some of the many possibilities the natal configurations suggest. If the clients are, for some reason, unable to grasp these opportunities and accept their actual situations and use them, ignoring what are the real cases, the counselor can proceed to read from the next level of alternatives.

## Astrology as a Business

Let me give an example:

Let us say that a man wants to leave his wife and family because he feels that he is in a one-way rut leading toward the grave, a permanent situation out of which he may never extract himself (not uncommon these days). In the first stage of the reading, he empties himself of all his anger and complaints about his wife and the impossibility of his situation. When he has let go of all this and is able to take another look at what is going on, he may have an opportunity to perceive that this is "his" wife and "his" situation, and that the situation is speaking to him and giving him a message. He may be able to see with clarity and to accept the situation as of his own making and work with it towards some better solution.

If, however, he persists in ignoring his part in this -- his responsibility -- if he cannot respond, then a variety of alternatives appears, i.e., he may, for instance, live with his wife in a kind of stalemate for the sake of the kids; they may agree to separate, to have affairs, to get a divorce, and so forth. My point is that there will be a whole series of levels of activity that can appear that depend upon how much responsibility the client is able and willing to assume. I am not saying that a full acceptance or response to the situation is the way to change that same situation into something else. WE CANNOT CHANGE WHAT WE CANNOT ACCEPT.



## Accepting What Is

The role of the counselor is very like that of the priest who reads from *The Book of the Dead*. Hopefully, clients can see why it is to their advantage to accept a situation, to take their lives into their own hands, as a starting point to progressing elsewhere. But, if the clients cannot accept the situation as is, it is not the place of the counselor to pass judgment on this eventuality, but only to proceed to read from and to make clear the next level of alternatives, all the way down to (if need be) the door of the womb, and -- using our example from above -- complete divorce and the inevitable remarriage. The role of the counselor, like the midwife, is to serve and to facilitate the natural process.

Once there has been release, the only subject worthy of consideration is the terms for re-entry or return. This is a matter of attitude or approach and depends, to a great degree, on the imprint or clarity that the client has been



## Astrology as a Business

able to achieve through the process of the reading. A clear vision or imprint can guide one through hell itself, offering strength all the way!

While there can be no blame attached to changing one's life situation -- leaving the husband or the kids, ignoring responsibilities -- most experienced counselors will agree that, in most cases, this amounts to an escape, and a temporary putting off of a responsibility that will assert itself again. I cannot forget one client who divorced her husband because he beat her, only to marry a second and a third time, and in each successive marriage, the new husband beat her even more. And in each case, she attempted to find the most gentle man possible! Somehow she never faced up to the violence in her own self, which was her own fear of violence.



## The Turning Point

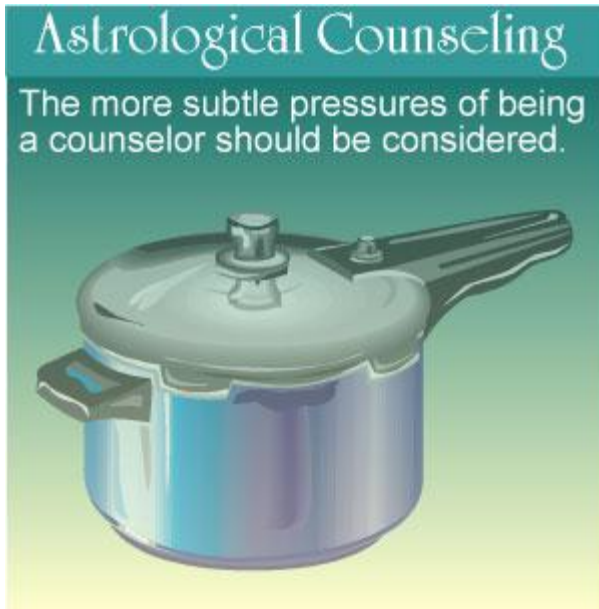
I repeat: it has been my experience that all readings have some kind of turning point, when what has been going out (like the tide) begins to return or turn inward. It is this point in a reading that I consider to be pivotal or crucial, and the rest of the reading can be seen as leading up to this point and moving away from this point. This is the moment of imprint or vision, and it is here that a deeper acceptance occurs or is ignored. This is the point in the reading when clients rediscover their game-ness or appetite for life. Often clients become aware of how they really feel, of their actual biases. Remember: astrology is an oracle. In other words, clients perceive that they are, in fact, already committed, and they accept this fact. The reading is effectively over at this point, for the clients have just managed to respond once again and have taken possession of themselves and their situations. They are off life

## Astrology as a Business

support! Although most readings do proceed on for some additional time, nothing of equal importance will be achieved. It is all over but for the talking! I get the impression that the clients are back in their drivers' seats and are no longer struggling to escape.

When some such acceptance does not occur, the reading is far from over and you, as counselor, have a problem on your hands. The client may require professional help and even extensive therapy before he can come around to accepting his situation. These individuals are resistant to change and have a learning problem in this regard. What they may need is to repeat this same kind of session again and again before they can find acceptance. This is not the province of the astrologer-counselor, but rather of a trained psychological therapist. Often, clients will value the process on a regular basis. I seldom will see a client more than twice in any short period of time. If they wish to see me on a regular basis, I am usually getting along with them well enough to explain that what they need is therapy, and that they should be prepared to pay someone to go through the consuming and laborious process of working with this sort of learning difficulty.

To me, it is a very simple thing that takes place: a letting go and a taking hold again. I should remark once again that this process takes place through all of the many words that are exchanged between the client and counselor and with the help of whatever astrological technique is found useful.



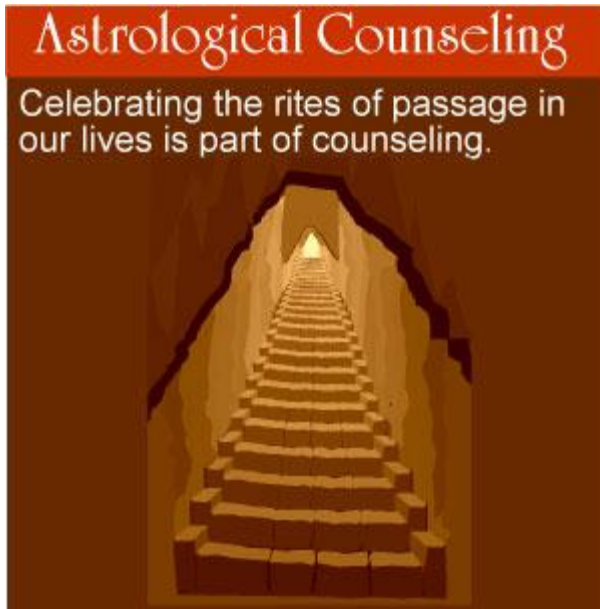
## **Pressures of Counseling**

Contrary to the popular belief, which pictures the astrological counselor with the very easy life of making a lot of money telling people the obvious, the life of a professional counselor is not without its pressures and even dangers. The counselor repeats the reading process with many hundreds and even thousands of individuals. In most instances, the reading is an important even in the life of the client. The client will not only consider carefully what transpires in the course of a reading, but he or she has the right to try and to test these insights. And, the clearest of insights can fade in the bustle of everyday life. Often, the client cannot keep those insights in mind and even begins to doubt the validity of the insights and of the entire counseling session. It may be more convenient to forget what was seen, or the client may wish to turn the whole reading

## Astrology as a Business

around to some other way. We agree to forget what we find so hard to remember.

What I am saying is that the counselor is under continual test and even attack from perhaps dozens and hundreds of individuals on any given day. The counselor is protected from such doubts only by his or her own dedication to what is true or real. The counselor's only refuge is in the living of his or her own life, looking neither to the right, nor to the left. I feel it takes several years for the beginning counselor to become acquainted with the various kinds of pressure and problems of this profession. Perhaps this is the straight gate through which every real counselor must pass.




## The Rites of Passage

Another consideration is that in these times, the counselor has taken on many of the activities of the priest or minister. One of the main functions of any counselor is to serve as a welcoming committee for souls coming through to greater self-discovery. There are very few refuges in our modern world where individuals can act out the rituals of the self. Again, here is where the analogy between the counselor and the midwife is so very complete: an individual just opening up and coming across into a greater understanding is as fresh and precious as any baby. Each of us deserves some kind of welcome and an opportunity to act out a process as old as time itself, that process of self-discovery. The process of unfolding that is possible in the counseling session is very like the physical birth process. The modern-day counselor is, in reality, a midwife of the spirit.

## The Moon

### The Moon



### **Eastern Astrology: Lunation Cycle**

The East seldom mentions the individual birth chart. Their primary interest is in the dynamics of the lunation cycle itself, which they divide and analyze in great detail in order to make use of the opportunities it offers for day-to-day decision-making. In other words, in the East the lunar cycle is used as a means to determine the kind of activity appropriate for each successive lunar day, and there are thirty of them. This amounts to a form of electional astrology.

In the West, electional astrology is thought of as a means to pick an appropriate time in the future for a particular ceremony or happening, like a wedding. Eastern astrology too uses electional astrology in this manner, but more often it uses electional astrology as a

## The Moon

guide to day-to-day personal living and practice. Rather than concern itself with what lunar type a given phase of the Moon might produce (birth chart), oriental astrology asks what is the current lunar phase good for. What kind of action is auspicious (or not) today? In India and Tibet, it is the lunation cycle rather than the yearly sun or solar cycle that is the primary indicator used for planning activities and for personal guidance. In other words, in the East they live by and follow the cycle of the Moon on a day-to-day basis, just as we do the Sun here in the West.



### **The Lunar Birthday**

A very clear illustration of this idea is the fact that, in most Eastern countries, birthdays are observed according to the particular day of the moon cycle (lunar phase angle) during which a person was born, rather according to the solar return (birthday) as here in the West. If we celebrate your birthday in Nepal, we



## The Moon

celebrate that phase of the moon (the lunar day, solunar angle) you were born in. Moreover, due to the fact that lunar months do not fit nicely within the solar year, a birthday in the East for any given individual can be up to a month away (during some years) from the solar return -- our Western-style birthday.

This simple fact makes it clear how important the moon and the lunar cycle are in these countries. A study of the existing literature on the meaning and use of the moon in astrology (East and West) shows much similarity but also considerable difference.



### **The Cycle of the Sun and Moon**


There is general agreement (East and West) about the nature of the lunation cycle, in that it somehow proceeds from some sort of seed time at the new moon to a fruition at the full, and so on. Tradition has it that we get an impulse, insight, or idea at the New Moon. During

## The Moon

the two-weeks between the New Moon and the Full Moon (the waxing moon), this impulse or insight develops into something objective; we build it into something concrete. In other words, this seed impulse grows into something real and reaches fruition at the Full of the Moon. After the Full Moon, whatever we have built or manifest proceeds to break-up or dissolve, and we gather whatever experience or rewards we can from it. It breaks up during the waning two-weeks of the lunar cycle, from Full Moon to the next New Moon. Thus, the endless lunation cycle (like our lungs breathing) goes from a collapsed seed point (New Moon) to a full manifestation (Full Moon), and back again. This is the archetype of the cycle.

The lunar cycle endlessly expands and contracts, bearing forth and taking back -- creating and destroying. Given this fact and the tradition that has built up around it, those who study the lunar cycle seek to take advantage of this constant cycle and its very regular opportunities. In the West, this very practical knowledge has either been lost or never really accumulated. It is hard to tell. My guess is that it has never been studied here in as much detail as in the East.

## The Moon



### Lunar Gaps

Although measuring time and life by the moon is ancient, it is more than just some primitive sort of clock. The very sophisticated concept of lunar gaps springs from centuries of painstaking psychological observation by the lamas of Tibet, and the Hindu sages. They practice it today with the same vigor and intensity as they did a thousand years ago. Unlike many other traditions, where the line of successors (lineage) has been broken due to various events, the dharma tradition of Tibet remains pure and unbroken to this day.

Although much of the Tibetan dharma tradition requires dedication and intense practice, learning to use the moon's phases and the concept of lunar gaps is easy to get into. The theory is simple.

It involves the ongoing relationship between the Sun, the Moon and the Earth -- the monthly cycle of the phases of the Moon. We already know about the moon

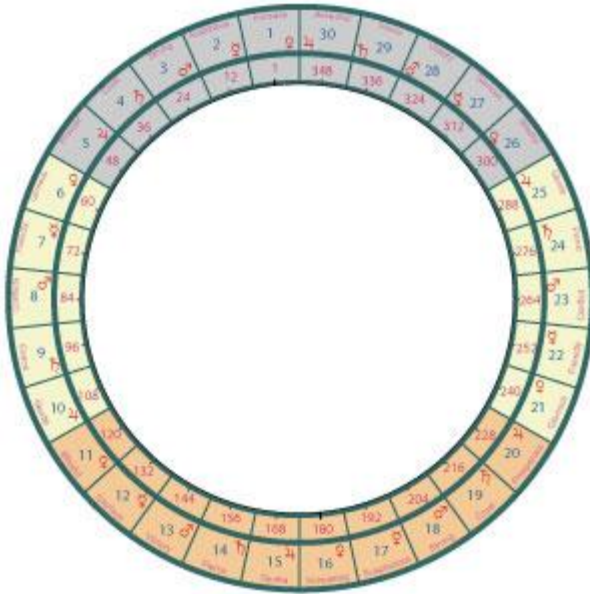
## The Moon

cycle, and can even walk outside at night and see which lunar phase we are in.

This is not the place (and I am not the expert) to describe to you either the very complicated astronomical motions these three heavenly bodies produce, or the profound theories of what all of this motion means in a philosophical sense. What is quite accessible is the concept of "lunar gaps."

As we know, the moon cycle goes through its phases from new moon to full moon, back to new moon in a cycle of about one month, some 30 days. This is seen as an ongoing cycle of activity -- endless in extent. It goes on forever.

## The Moon




### Thirty Lunar Days

However, although the moon cycle is unending, it does have distinct phases like the Full Moon, New Moon, quarters, and so on. In Tibet and India, the monthly lunar cycle is divided into 30 separate parts called lunar days. There are thirty lunar days starting from the new moon (start of 1st day), counting through the waxing half of the moon cycle to the Full Moon (end of the 15th day), and on around through the waning cycle, back to the new moon again.

What is interesting about how the lamas (and most Hindus too) view this 30 day cycle is that the 30 lunar days are not considered of equal importance. The monthly cycle has very definite points in it of increased importance -- lunar gaps. It is at these lunar gaps or openings that it is possible to get special insight into different areas of our own life. In fact, the Tibetans take full advantage of these lunar gaps to perform very

## The Moon

specific practices. That is, certain of the lunar days have proven themselves to be auspicious for particular kinds of activities.



### **Moments of Clarity**

In the East, they speak of mental obscurations that tend to cloud our minds, but that can sometimes clear up, just as the Sun comes out from behind the clouds. These moments of clarity are the gaps in the clouds. >From a reading of the Eastern literature on this subject, one gets the sense that (in general) life (and our minds) are perceived as being filled with the noise of our own problems (obscurations), making clear insight often difficult. These obscurations can be many and their accumulation amounts to the sum total of our ignorance -- that which we ignore.

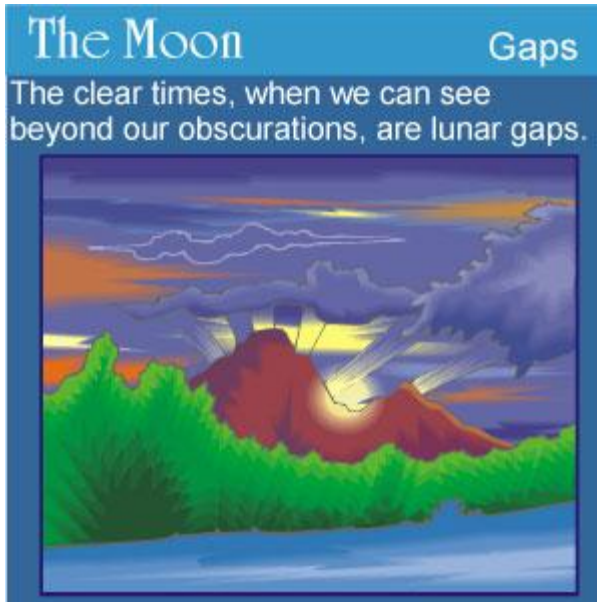
Therefore, in Eastern countries, these articulation points or windows in time/space (lunar gaps) are very much valued. In fact, the Eastern approach is to analyze the

## The Moon

lunar cycle, in minute detail, in order to isolate these moments (gaps in time/space) where insight into our larger situation can be gained. Much of day-to-day practice in Eastern religions amounts to a scheduling of precise times for personal practice or activity built around the natural series of gaps that can be found in the continuous lunar cycle. In its own way, this is a very scientific approach. In the East, they have been astute observers of the mind for many centuries.

Here in the West, we are no stranger to clear days in our mind. We have those too! The only difference is that we tend to believe that these so-called clear days appear randomly -- every now and then. The more sophisticated (and ancient) psychological analysis of the East has found that these clear days are (for the most part) anything but random events. They have their own internal ordering, and oftentimes this ordering can be associated with the phases of the moon.

## The Moon



### **Summary: Lunar Gaps**

In summary, there are times each month when it is more auspicious or appropriate to perform or be involved in one kind (or another) of activity. There come gaps in the general obscuration or cloudiness of our mind when we can see through the clouds -- when penetrating insight is possible.

As noted, times when one can see without obscuration (see clearly) are very much valued in the Tibetan dharma tradition. These are viewed as real opportunities for insight and the subsequent development such insight generates. Knowing when and where to look for these insight gaps has been the subject of study and research in Tibet for centuries.

And this is not just academic research, reserved for the pundits. Everyone uses the lunar calendar on a regular basis. Lunar gaps are used to plan a wide variety of events in the Tibetan calendar, everything from finding a



## The Moon

time to perform a simple healing ceremony to full scale empowerments.




### **Observation Times**

Aside from knowing when these lunar gaps can be experienced, the other major thing to know about this subject is what to do when the gaps occur. As you might imagine, there are a wide range of practices, depending on the particular lunar gap (phase) and the personal needs of the practitioner.

However, in general, these lunar gap times are set aside for special observation. Tibetans observe these days with great attention and care. In fact, in many Eastern countries, they don't have Saturday and Sunday off. Instead, new and full moon days are considered holy days (holidays), and normal routines are suspended at these times. These are days for observation.

## The Moon

This word "observation" is worth mentioning, for this is what takes place at these times. In the West, we might use the word meditation. In Tibet there are many words that come under the general concept of meditation. The word "observe" is a lot closer to what happens during these lunar gaps. Observe the nature of the day. Observe your mind at that time. Be alert, present and set that time aside for just examining yourself, your mind, the time -- what-have-you? It is while being present -- observing these seed times -- that the so-called lunar gap can present itself. Many great dharma teachers have pointed out the existence of gaps in our life, moments when clarity and real insight is possible.



### **Lunar Opportunities**

And lest we get too far a field sitting there waiting for a gap in time or space to occur, let me restate: The gap that appears is a gap in our particular set of obscurations, our own cloudiness. When such a gap


## The Moon

takes place, there can be an intense insight into some aspect of our situation, the effects of which stay with us for a long time. One moment of real insight or vision can take weeks or months to examine in retrospect. Each time we bring it to mind, its richness is such that it continues to be a source of inspiration. This is what lunar gaps are all about.

At this point, it is hoped that you have some general idea of what lunar gaps are and how you might go about taking advantage of them.

These lunar opportunities are sometimes referred to as gaps or openings in the otherwise continuous stream of our lives -- windows. They conceive of these gaps as articulation points, much like an elbow is where the arm is articulated. They are natural joints or gaps in time/space upon which time and space turn and through which it is sometimes possible to gain access to information about the larger, dynamic life process that already encapsulates us. We have more detailed lists available, as well as lists customized to your particular location, including sunrise, etc.

## The Moon



### **Taking Advantage of the Lunar Cycle**

The phases of the moon have been observed for ages. The moon, from a Sanskrit term for measure, is the primary means by which the majority of the people in the world (even in this 21st century!) measure time and the events in their own lives. This article takes a look at what astrologers (and ordinary people) have come to understand about the lunation cycle -- the phases of the Moon. In particular, we will contrast methods of using the lunar cycle in the East and West.

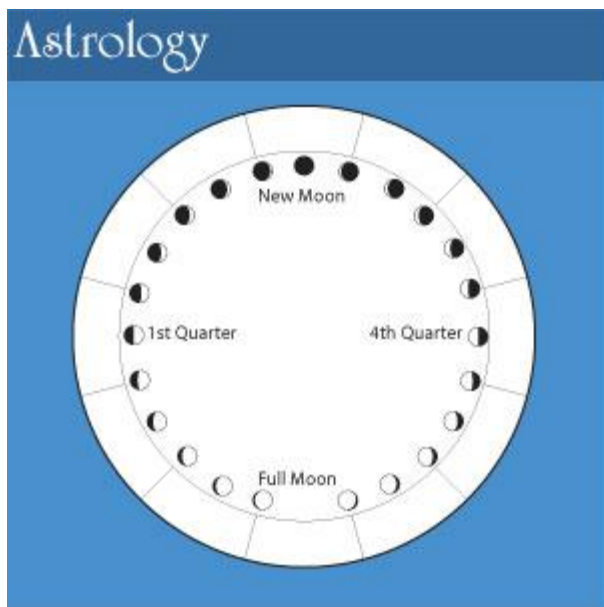
### **Lunation Cycle in Western Astrology**

Eastern and Western astrology use the lunar cycle in the same and different ways. In the West, the lunar cycle is most often seen as a key to the personality and the birth chart. Although books like Rudhyar's "The Lunation Cycle," and many others, describe the cycle as a dynamic process that unfolds each month, the practical result of their focus is not so much with this

## The Moon

day-to-day process as with individual snapshots (the various lunar types) taken from the overall process. And then there are also books along the lines of William Butler Yeats' "A Vision." This extremely involved intellectual study attempts to deal with concepts of anima and animus -- the endless process of psychological self-projection and its resolution. Although somewhat of a mental challenge, analogous to a tongue-twister in speech, the practical benefit to this kind of writing is questionable. In this article we will not deal with these highly intellectual approaches to the Moon. Instead, let's take a quick look at the how the Moon has been considered in Western astrology.

## The Moon



### **The Phases of the Moon**

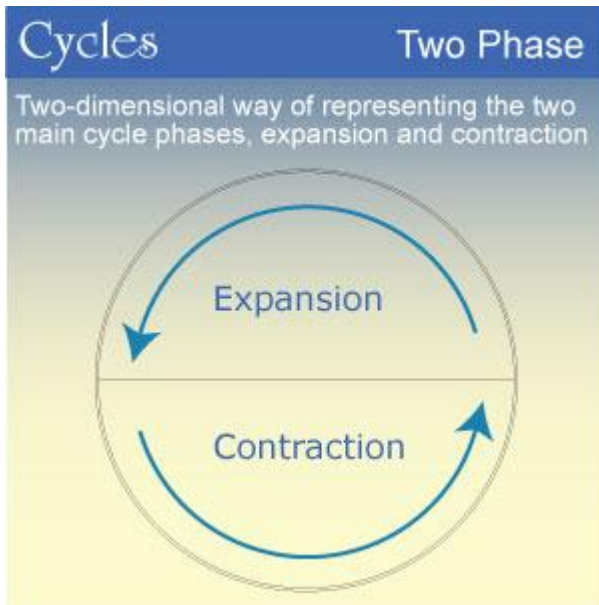
Here is a summary as any competent astrologer might present it to us:

The phases of the Moon are known to all. From the dark of the New Moon, the cycle builds through First Quarter and on to the brightness of the Full Moon (start of Third Quarter), after which the lunar light begins to diminish. After Full Moon, as the Moon's light starts to fail, comes the quarter moon phase, which rapidly darkens until we reach the New Moon. The lunar cycle is perhaps the easiest to grasp of all astrological cycles. It is longer than the cycle of a day and shorter than the cycle of a year -- both of which are hard to keep in mind.

As mentioned, the lunar cycle extends from the New Moon (Moon and Sun conjunct the same point in the zodiac) through the Full Moon (Moon and Sun on opposites sides of the Earth), and back to another New Moon. The New Moon point is considered a time of

## The Moon

conception and beginning, the Full Moon a time of fruition and fullness - experiencing. It is often stated in the astrological literature that a seed idea, impulse, or insight present at the New Moon is externalized through the first two quarters (waxing moon) and reaches completion or fullness at the Full Moon. After the Full Moon, the implications or "meaning" of what was achieved through the externalization process of the waxing moon is seen, the lesson learned, and preparation takes place for a new and perhaps more perfect idea to form at the next New Moon.



### Phase Cycles

Keep in mind that the cycle of the Moon resembles all cycles (the heartbeat, the breath, the day, the year, etc.); the cycle has a point of greatest inwardness or conception (New Moon, inhalation-point) and a point of greatest externalization or fullness (Full Moon, exhalation-point).

## The Moon

Projects begun at the New Moon are said to reach fulfillment at the Full Moon. The first two quarters (when the Moon is waxing and growing with light) represent a period during which to strive and build into reality a project that has been conceived, probably around the time of the New Moon. This is the time to project outward and to make real something we have visualized in our minds. We all have projects -- a new effort, a new job, a new start, a new anything.

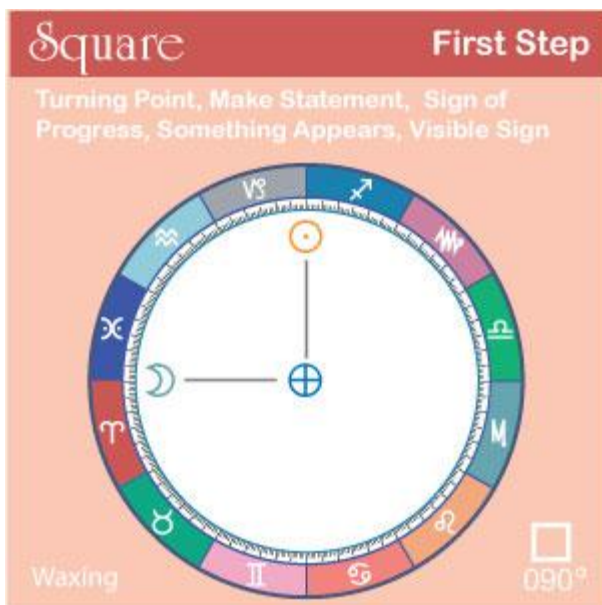


### **New Moon**

In the Western tradition, from the New Moon through the First Quarter is good for making this push from an insight outward, making our dreams into reality. The New Moon point is a time for vision and involves a new seed impulse, sometimes called the solar tone.



## The Moon



### **Second Quarter**

The Second Quarter (end of First Quarter) represents, according to the tradition established by Dane Rudhyar, a crisis in action, when we must carry our new impulse or idea beyond the planning stage and into the sphere of action. This is a time when the idea breaks into reality and is launched. The First Quarter is a time to get underway and to figure out how to make our dreams (ideas) come true.

The end of the First Quarter and beginning of the Second Quarter marks that point in the lunar cycle when we are able to bring across some portion of an insight or idea into reality. The Second Quarter through the Full Moon (beginning Third Quarter) represents the time when we achieve outward realization or actualization of what we saw or felt at the New Moon impulse. It is a time for physical work and externalization. It is during

## The Moon

the Second Quarter that we put into our project the energy and material that give it substance and form.



### **Full Moon**

The Full Moon marks outward extension and completion of the project. For better or worse, this is it! If we have tuned into the insight available at the New Moon -- and if we have worked to that end -- the Full Moon can represent a time of fruition and completion. What we have dreamed or seen in the mind is now real and can be experienced in the flesh. If we have worked at cross purposes to the New Moon message, then the Full Moon might bring home that fact as well. We can reap the reward of our misguided effort. Above all, the Full Moon represents an experience -- a fullness, if you will.

The Third Quarter is a time during which we can appreciate, enjoy, and begin to reflect on the experience that peaked at the time of the Full Moon. This quarter is traditionally a time for growing awareness of what

## The Moon

happened at the Full Moon, and learning and assimilation. The Full Moon impact and experience begins to pass, and we find ourselves having thoughts about that experience. If nothing more, we sense that the experience is over, and is passing. Reflection occurs. We begin to grasp and appreciate the Full Moon experience, for better or for worse. As the lunar light begins to diminish, we start drawing conclusions of one sort or another -- taking a lesson.



### Fourth Quarter

The start of the Fourth Quarter is said to mark a crisis in consciousness. The experience of the Full Moon is over, and we are left to draw whatever conclusions we can from it. It is during the Fourth Quarter that we prune and weed out from our lives what we have seen to be of no value or use in this experience. It is a time for constructive elimination and release. It is often referred to as a 'seed time' and it is here we keep or take to

## The Moon

heart the seed or kernel of the experience we had at the full of the moon. We are drawing to a close that experience and the entire cycle for that month. We are approaching another New Moon and the start of a new cycle and impulse.

Since we are dealing with a cycle or circle, there is no real beginning or end. All circles or cycles are endless or eternal (eternally repeating). The lunar cycle (phases of the Moon) is something that we can learn to use. After we read about and become aware of the different parts of this cycle, we can begin to observe the cycle happening around us. The lunar cycle described above in theory is seldom experienced in such clarity in everyday life. Over time, we recognize parts of the cycle and learn to use them. We might find it hard to push or begin projects during the Fourth Quarter -- in particular the three days or so just before a New Moon. But this is a good time to finish up a project, or clean up loose odds and ends of business -- draw things to a close. We could find that get-togethers, parties, and social events seem to come off well around or just before the Full Moon. We learn to take advantage of the qualities and opportunities of each section of the moon cycle. And we don't have to wait to begin since we are already -- right now -- in that cycle. What we develop then is an awareness of the Moon cycle.


## The Moon



### **Seed Impulse: Themes**

An important concept to grasp is that the lunar cycle is experienced by all beings. The seed insight or impulse available at the New Moon is open to each of us. It is a global experience belonging to the entire planet. Although we may take it personally and in our own way, it is, above all, a common experience. Each passing month or lunar cycle modifies this experience and presents a new or slightly altered theme or impulse at New Moon for us to consider. Endless variations on a theme, this seed-thought or impulse somehow sets the tone for succeeding lunar cycles. The moments of new and full moon are considered as special. This is particularly true at the time of an eclipse.

## The Moon




### **Eclipses**

Eclipses are simply New or Full Moons with extraordinary alignment or focus. They have been considered for centuries to be astrological events of the first magnitude. If we consider New and Full Moons to be important, then eclipses represent the keys to the lunar cycle for any year.

We mentioned earlier about the New Moon containing an impulse or insight that grows to fruition at the Full Moon. Eclipses, then, provide moments when extraordinary insight or vision are available to us. It is possible for some of us, at least at certain times in our lives, to experience what has been called the "vision of the eclipse," and to remember or keep that vision in mind. There appears to be a theme or principal insight connected with major eclipses. Let me make clear just what we mean here by the word vision.

## The Moon

"Vision" does not mean the fairytale dream picture we might conjure up -- but it is related. A vision is a moment of extreme clarity or understanding, when 'in a flash' we know or experience something in its entirety. We take it in. There are times in each of our lives when we have vision or see some intrinsic truth about our lives -- about life itself.



### **The Vision of the Eclipse**

As mentioned above, there appears to be a common or communal vision that occurs around the time of major eclipses. While each of us interprets the insight or vision in a personal way, the theme or essence of the vision is a common experience. And it is possible to share that vision. Although we all experience it at once, only some of us are capable of remembering the experience in a conscious fashion. It seems that we are privileged to be consciously aware of the vision of an eclipse at special

## The Moon

or crucial moments in our lifetimes -- times when we are particularly aware.


The message or vision or any given eclipse will tend to dominate our deeper or subconscious minds for months surrounding that eclipse. It is a peculiarity of these eclipse moments that they can happen days or even weeks before or after the actual moment of an eclipse. That is: the eclipse theme pervades the time prior to and after the actual physical event. Sometimes eclipses happen in pairs, two weeks apart. These are particularly powerful, and the whole time between these events can be a kind of waking dream - a vision.

Learning to recognize a moment of vision and taking advantage of these enhanced moments of vision surrounding and eclipse can be important. If the point in the zodiac where an eclipse occurs is in high focus in your natal chart, then the particular eclipse may have special importance for you.

In general, eclipses of the Sun (New Moons) represent vision into the nature of our life (ideas about life), while eclipses of the Moon (Full Moons) represent a waking experience or sensational event -- living in our own dream.



## The Moon




### **The Lunation Cycle: East and West**

The lunar cycle and its gaps are available to everyone, all the time. If we don't observe these special times, it is because we have set no time aside to observe, to check it out for ourselves. In the East, most people are introduced to basic observation techniques or mind practice from an early age. It is unfortunate that mind practice is not much known of here in the West. I mean how many people do you know who practice observing or using their mind anyway? Most of us assume that the mind is perfectly usable just as we find it, and doesn't require any practice.

In the Tibet mind practice is not only acceptable, it is pretty much obligatory. This is true for countries like Tibet, Nepal, much of India, and even parts of China and Japan. Over there, the mind is considered by nature to be unruly and hard to manage. No one would think of trying to do much with it without considerable

## The Moon

practice. Mind practice or mind preparation or training, as it is sometimes called, is standard fare in the orient.



### **East and West**


We might wonder why this style of mind practice has never caught on in North America. In part, this is due to our whole take on meditation and what we think that is. Meditation in the West has come to mean something almost like relaxation therapy, a way to relax and get away from it all -- to escape the worries of the world in the contemplation of some inner landscape.

Somewhere, perhaps early in this century, the word meditation lost any semblance to its Eastern counterpart and became what most understand as meditation today -- a way to relax and get rid of tension.

Of course this is nothing like the Tibetan concept of mind practice or mind preparation, which involves the intense use of the mind. It is unfortunate that this very

## The Moon

active mind practice has also come under the general label of meditation here in the West.



### **Gaps in the Clouds**

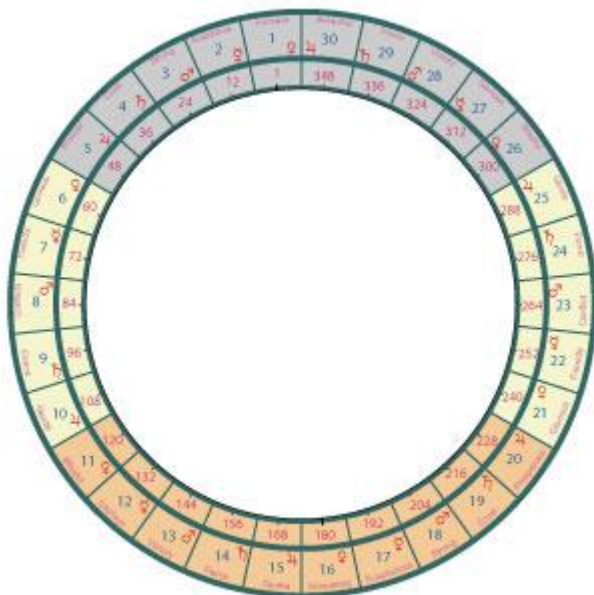
Having pointed this out, it may be helpful to clarify and describe what it is that the Tibetan Buddhists (and other groups too) do when they sit down on their cushions. In general, if you ask them what they are doing on their cushions, the answer will not that they are "practicing", or they are "sitting". Indeed, that is what takes place. They sit and observe.

There are many Tibetan words for the different kinds of mind practice that are possible, while in the West we have just the one word: meditation. What then is mind practice?

The most important difference between sitting practice (mind practice) and meditation as it is understood in this

## The Moon

country, is that mind practice is anything but relaxing or passive. It is very active.



## The Thirty Lunar Days

The actual technique is quite simple, taking only a few minutes to learn. And it is worth getting this instruction from someone authorized to give it. Most Buddhist and some Hindu groups offer this type of mind practice. When looking for training in mind practice, be sure to ask for a technique that emphasizes concentration on the present moment -- being present, and not some of the more dreamy relaxation techniques. What you need in order to use lunar gaps is to become very alert and observant. The technique is called Shamata training in Tibetan Buddhism and Zazen in Zen Buddhism. I would be happy to send a list of well-respected centers to anyone who writes me at 315 Marion Avenue, Big Rapids, MI 49307. It is important that you receive

## The Moon

instruction from someone trained in the technique, and get an authentic connection with a tradition.

Even the non-astrologer cannot help but notice the time of the Full Moon each month -- when the full disk of the Moon passes overhead around midnight. It is a fact that many have trouble sleeping when the Full Moon makes this overhead transit in the middle of the night. Often sleep will not come until the Moon finishes rising, transits overhead, and begins to set. This has been used by some as a way to determine whether a late-night party or a bout of TV watching will be a satisfying experience. In general, you can plan on building tension (and attention) while the Full Moon is rising and an easing of that state just after the Moon crests overhead. After the Moon crests and begins to set is a good time to bring activities to a close. Sleep often will come with ease at this point.

Learning to get in step with and to make use of the Moon cycle is part of astrological basic training. There has been general agreement among astrologers for thousands of years as to how the lunar cycle functions and the uses to which it can be put.

## The Moon




### The Four Quarters

It seems that, although East and West agree on the importance of new and full moons, there is less congruence when it comes to the quarter moons. Here in the West, the lunar quarters are next in importance after the new and full moon times. However, in the East there are other days that are considered of greater importance, such as the 10th and 25th lunar days.

In both traditions, there is agreement that the 2 or 3 days preceding the moment of the new moon are difficult ones, which require special observation. In the West these days have been called the dark of the Moon, or devil's days, days when the darker forces have power. Both traditions affirm that we sort of survive these final days each month. Check it out for yourself. The three days before new moon can be a hard time. The East is in total agreement on this point, and the

## The Moon

days prior to new moon are set aside for invoking the fierce dharma protectors, those energies that ward off harm and protect us during the worst of times.



### **Protector Days**

In particular, the 29th day (the day before new moon) is called dharma protector day. It is a time given over to purification and preparation for the moment of new moon. Ritual fasting, confession of errors, and the like are common practices. In a similar vein, the days just prior to the full moon (the 13th and 14th) are also days of purification, days in which the various guardian and protector deities are again invoked, but in a somewhat more restrained way. For example, the 14th day is often given over to fire puja -- a ritual purification. In summary, during days prior to full and new moon, there is some attempt at purification, both physical and mental, in preparation for those auspicious events.

## The Moon

It is clear from the literature that the times of the new and full moon are considered of great importance. These days are set aside for special rituals and worship. As pointed out, full and new moon (full more than new) are times of collective worship and public confession. In many traditions, the monks and priests assemble for a day of special observance. In the East, the full moon celebration and the entire waxing lunar fortnight are oriented to the masculine element in consciousness, what are called the father-line deities. The new moon and the waning fortnight are given over to the mother-line deities and the feminine element. The full moon completes the masculine, or active, waxing phase of the cycle, and the new moon completes the feminine, waning phase of the month. To my knowledge, this kind of analysis does not exist in the West.



## The Moon



### Days of Observation

Aside from the new and full moon, the two most auspicious lunar days in the East are the 10th and the 25th. The 10th day ( $108^{\circ}$  to  $120^{\circ}$ ), called Daka Day, is considered auspicious for invoking the father-line deities -- the masculine. The 25th day ( $288^{\circ}$  to  $300^{\circ}$ ), called Dakini Day, is given over to the feminine principle and the mother line deities, in general. These two days, the 10th and the 25th, are formal feast days, days of observation when extra offerings are made and increased attention given to what is happening. There is some sense of celebration at these points in the month. In many respects, these two days even rival the new and full moon days in importance. The fact is that these four days (new, full, 10th, 25th) are the primary auspicious days as practiced in many Eastern rituals.

## The Moon



### **Health and Healing**

There are many other days of lesser importance, which might also interest Western astrologers. Health and healing are important in Eastern ritual, and the 8th and 23rd days of the lunar month are auspicious for this purpose. It is these days that straddle the first and last lunar quarters. The 8th day ( $84^{\circ}$  to  $96^{\circ}$ ) is often called Medicine Buddha Day. Again this occurs in the male, or father-line, half of the month. The 23rd day ( $264^{\circ}$  to  $276^{\circ}$ ), occurring in the feminine half of the month, is dedicated to Tara practice. Tara is the female deity connected to health, long life, and healing in general.

## The Moon



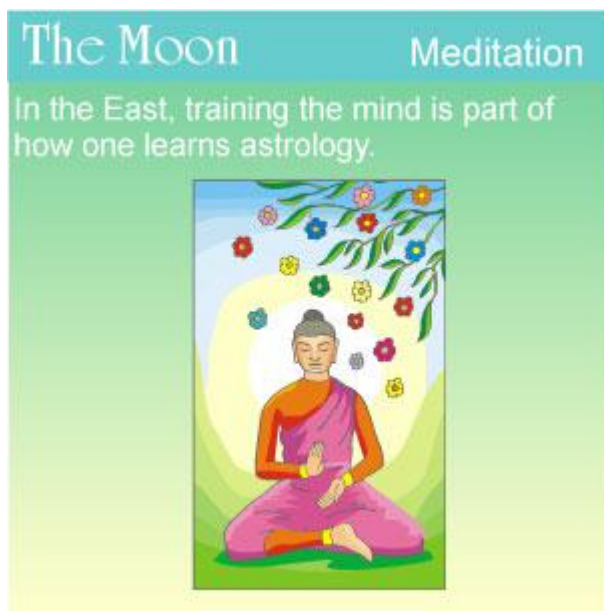
### **Purification Days**

Earlier we mentioned the days given over to purification, most prominently the 13th and the 29th. In addition, on a lesser scale, the 9th and the 19th days are also noted as days when the protector deities should be invoked and kept in mind. These, too, are days of purification. And there are more, still finer subdivisions that are made. In this brief article, these major observance days are enough to give us the idea of how Eastern astrologers approach the lunar cycle. It should be kept in mind that, in the East, astrology is practiced by the general public. So it is not just astrologers who are using the lunar days; everyone observes these days.

Next, we might ask ourselves how this Eastern approach to the lunation cycle might be of value in the West? As mentioned earlier, a major fact is that the lunar cycle is perceived as having a variety of gaps, joints, or points of articulation that can be used. They

## The Moon

can be seen as chinks in the armor of our particular obscurations. Many Western mystery traditions also observe the times of the full (and sometimes the new) moon. Full moon meditations are common. The quarter moons are given less attention, and few Western rituals exist (to my knowledge) for these events.



### **Insight Moments**

It is an intuitive fact that moments of clarity and insight (gaps) do come in the course of living. We all benefit from this kind of insight. What Eastern astrology seems to suggest to us is that many of these gaps are not just random events that occur in our life, haphazardly. They are regular opportunities, joints in the nick of time, when insights are somehow more possible than at other times. Therefore, it is common practice to set aside some portion of these special days for observance, for meditation.

## The Moon

It is unfortunate that the concept of meditation entertained by the public here in the West amounts to some kind of relaxation therapy -- a quiet time. This is very far from the truth of what is considered meditation in India, Japan, Tibet, and other Eastern countries. In fact, meditation is a form of observation. It is observation of what is, and of what is happening in one's mind and environment. When the Eastern mind meditates on special lunar days, it sets aside a time to observe with great care the nature of that particular day. Meditation as taught in Tibet and Japan is a technique that increases our abilities to observe. The meditator is not lost in deep inner space; that is our Western take on the concept of meditation. In the East, the meditator is right here, now, observing the mind and life. This is why it is said that these special days are days set aside for observation.

## The Moon



### **Open Channels**

Here in the West, we are beginning to learn these techniques of observation. By setting aside a time on these special lunar days for observation, we can be open and aware to the possibilities of insight. This kind of awareness appears to be what is required to pick up on these natural events. If we have an insight at one of these time, we might be more willing to give it credence, knowing that it is happening on such-and-such a lunar day. And so on.

It is quite clear from the Eastern teachings that the moments of full and new moon are times when the various channels in the psychophysical body are somehow aligned. This is not to say the new or full moon days are days of peace and quiet. It is taught in the East that, although a new or full moon day may tend to be wild or hectic. Any patience or forbearance we can muster at that time will be much rewarded. In other

## The Moon

words, there can be deep insights available to us at these times. According to these same teachings, an eclipse at the full or new moon is even more auspicious. In the teachings it is said that, during these very special events, both male and female energies (channels) are in simultaneous alignment -- the ultimate opportunity. The lunar cycle and its effects and opportunities have been analyzed in great detail in the Eastern teaching.



### **East and West**

In summary, the major difference between Eastern and Western astrology as related to the lunation cycle is that in the East any lunar theory is put to the test. It exists as a guide to practice. In other words, they practice what they preach. Here in the West, it would appear that we are somewhat more theoretical. We read about and discuss ideas on the lunar cycle, but very few astrologers that I have met make use of the lunar-phase cycle as a guide to day-to-day practice. As a society, we

## The Moon

don't even observe the full or new moon, much less the quarters or any of the other possible lunar days. It is true that most astrologers are aware of the zodiac sign the Moon is in, but here we are not examining that part of the tradition; we are looking at the cycle of the lunar phases. Or, here in the West we may know that it is new or full moon, but we do nothing out of the ordinary in response to that information. And, of course, the general public seldom even takes note of lunar events.

The Eastern approach to the lunar cycle is quite ancient and very detailed. East or West, I assume that both astrological traditions have been engaged in recording something rather than nothing all of these centuries. In other words, I assume that the existing lunar tradition, East and West, is a reflection of reality rather than something we have made up. After all, that is what astrology is all about and why we practice it.

Here we have concentrated on the synodic cycle of the sun, moon, and earth -- the lunation cycle. We have ignored the use by astrologers of the Moon in the signs and houses, something practiced both here and in the East.



## The Moon




### **Summary**

On a personal note, my study of the lunation cycle has led me from Western to Eastern texts in an attempt to obtain more practical information for day-to-day living. When I ran out of new texts to study, I sought out some of the living Eastern meditators who observe the lunar cycle on a regular basis. For example, we have had a wide variety of Eastern astrologers living and working at our center in recent years. In addition, one individual skilled in Sanskrit and Tibetan astrology spent almost two years here, translating various Buddhist texts on the subject.

From my experience with these sources, the primary piece of information that stays with me is that reading about or listening to someone with experience in this area is, by definition, preliminary. Both text and teachers (however fine they may be) can but point beyond themselves to the lunar cycle itself. Through any

## The Moon

differences that exist, all sources seem united in this one maxim: go and see for yourself. Check it out. The purpose of the teachings is the experience itself that waits to be known. They are telling us: Observe these days. Call it meditation or observation (whatever), but observe with care and attention if these insight gaps are there.



### The Lunation Cycle

In other sections, we have presented thoughts from both sides of the world, the East and the west, on lunar astrology. Is there any scientific evidence to back this up?

Scientific research into the lunation cycle over the last 15-20 years is fascinating from an astrologer's perspective. It was not very many years ago that science gave little or no credence to the possibility of a lunar effect on life here on earth. Today it is no longer a question of "is there an effect?" but rather one of "let me

## The Moon

count the ways." In fact, the research at this point is so extensive that in this brief article we can only mention some of the high points in the existing literature.

It should go without saying, but I will repeat it here, that science still has little or nothing to say about psychological or personal events connected with lunar activity. Instead, it has discussed how the moon relates to such things as rainfall, weather, and atmosphere. More important to astrologers, and a step closer to the psychological, is the growing evidence for a hard connection between lunar activity and geomagnetic activity. It is this connection that we will detail here.



### **Earth's Aura**

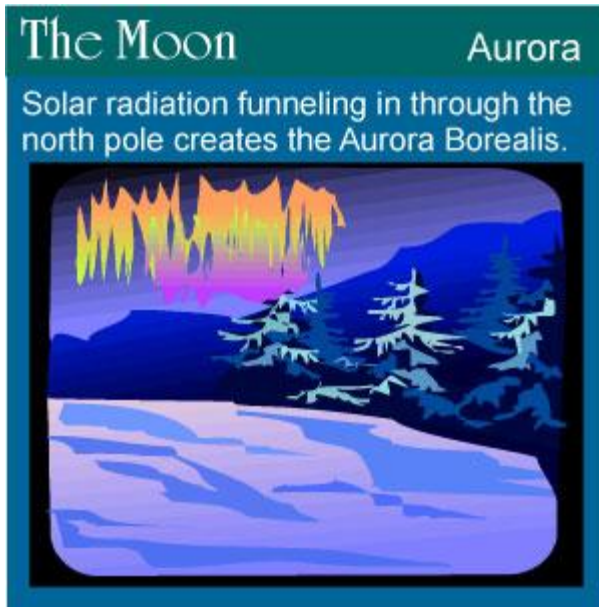
Geomagnetic activity coming from beyond the earth's aura or atmosphere has been linked to all kinds of mundane activities ranging from radio reception to the aurora borealis type displays and so on. The picture that emerges from modern research is one where each body

## The Moon

(the earth, the, sun, and perhaps even each of us) is surrounded by some sort of magnetic field. We radiate, and this radiation surrounds us and even keeps some things out -- our aura or mandala.

The earth's aura (or magnetosphere as it is called) keeps at bay enormous amounts of radiation coming from the sun and from the galaxy in which our solar system is a part. Very energetic particles can penetrate our magnetosphere and find their way through the atmosphere to the surface of the earth itself. For the most part, these particles funnel in from the north and south polar caps via field lines of high geomagnetic declination. During times of increased solar activity such as solar flares, or during the peak of the sunspot cycle (like this year), very much more solar radiation reaches the earth than at other times. The weaker cosmic radiation must wait for the years of sunspot minimum to reach their maximum penetration. Please examine the diagrams of the magnetosphere shown below as we examine some of the scientific evidence that relates to the lunation cycle -- lunar power.

## The Moon



### **Auroras**

Although we have long studied oceanic tides, we know now that there are atmospheric tides as well that move in response to the position of the Moon. For example, auroras are caused by the excitation of atmospheric molecules by energetic charged particles penetrating the atmosphere along geomagnetic field lines. Although the mechanism of this phenomenon is still being examined, it is generally understood that auroras are associated with the arrival of solar corpuscular radiation in the magnetosphere, 1 to 3 days after a solar flare. These particles (depending on their intrinsic energy and the current density of the atmosphere) penetrate the atmosphere.

It has now been shown that these auroral peaks and valleys are modulated by the position of the Moon. This lunar auroral tidal effect in the upper atmosphere can be correlated with flood and ebb tides on earth, thus linking

## The Moon

its rise and fall to the position of the Moon in its monthly cycle.



### Rainfall

It has been well documented that rainfall is correlated with the Moon's position in its monthly cycle. According to many studies, rainfall maximizes midway through the 1st and Third Quarters of the lunar synodic month. In other words, about a half week after new and full moon rainfall reaches a peak. Correspondingly, a low point in rainfall occurs during the 2nd and Fourth Quarters with the lowest point of all occurring some three days before new or full moon.

In addition, it was found that increased rainfall at these two peak times in the month was greater at solar minimum than at solar maximum. The lunar cycle accounts for 65 percent of the variance during years of solar minimum, but only 14 percent during the year surrounding solar maximum. It has been suggested that

## The Moon

cosmic radiation may be a factor, since this form of radiation penetrates more deeply into the solar system during years of low solar activity. During the years of high solar activity, a more powerful solar wind helps to keep out cosmic radiation.



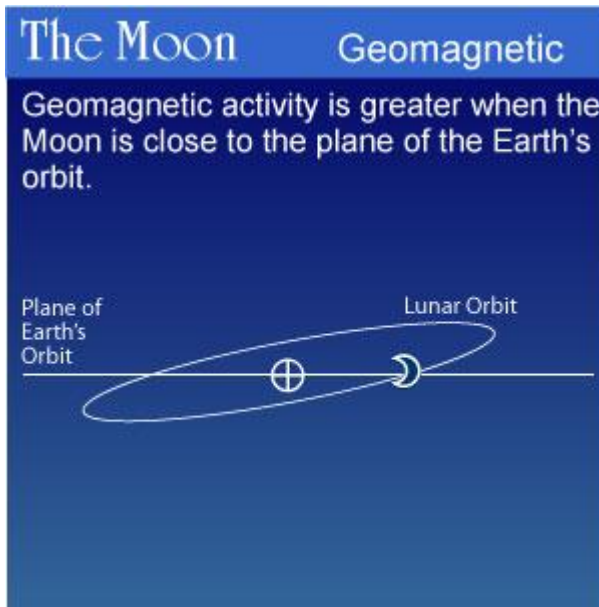
### **Thunderstorms and Cosmic Radiation**

Thunderstorms and Cosmic Radiation. It has been shown that the maximum in thunderstorms coincides with the maximum in galactic cosmic radiation and vice versa, that minimum thunderstorm activity coincides with the minimum in galactic cosmic ray radiation. There have been many studies on the relationship of cosmic radiation to lunar activity. Cosmic radiation consists of energetic particles entering our solar system from beyond its aura, or magnetosphere. As mentioned, there is an inverse relationship between cosmic radiation and solar activity. In other words, the increased solar wind at sunspot maximum keeps cosmic

## The Moon

radiation out of the solar system and away from the earth. During the years of sunspot minimum, cosmic radiation is strong enough to penetrate the solar aura and reach the earth's atmosphere.

Thunderstorms and the Moon -- It has been shown that the maximum in thunderstorms coincides with maximum geomagnetic activity. In addition, it has been shown that thunderstorm activity is modulated by lunar position. The greatest number of thunderstorms occur after either new or full moon. Thunderstorm frequency reaches a maximum two days after full moon and remains high for most of the third quarter.



### **The Moon and Geomagnetic Activity**

The Kp-geomagnetic index varies with the lunar phases. When the Moon is less than 3 1/2 degrees from the plane of the ecliptic, geomagnetic activity reaches a minimum during the 2nd lunar quarter and a maximum during 3rd lunar quarter. Lunar modulation while near



## The Moon

the ecliptic suggests that the Moon is influencing the solar corpuscular flux which, guided by the solar magnetic field, approaches the earth generally from close to the plane of the ecliptic. Some of these particles become trapped in the magnetosphere.

There is a thin, neutral-sheet region close to the ecliptic plane in the tail of the earth's magnetosphere that the Moon might be modulating when it is traveling near the plane of the ecliptic. The high density of field lines near the ecliptic would make this region particularly sensitive to a magnetic perturbation, which could modulate the flux of particles reaching our atmosphere. In short, there is evidence that the moon has a magnetohydrodynamic wake with an enhanced magnetic field, which, when in the magnetospheric tail, causes magnetic disturbances on the earth.



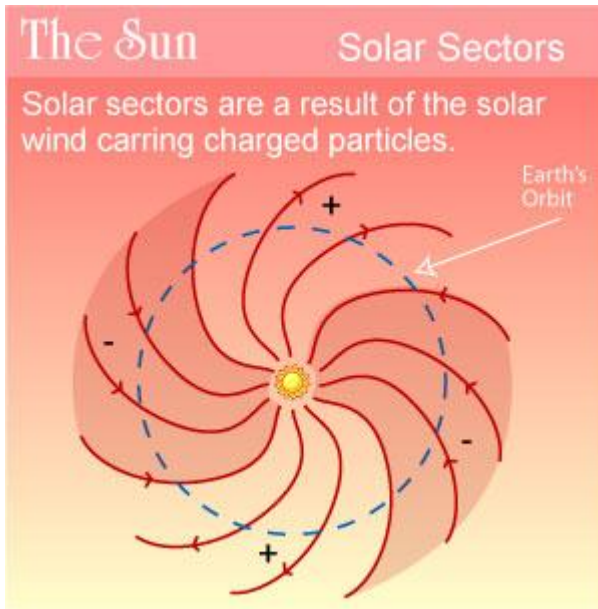
## **Polar Cap Absorption (PCA)**

PCA happens when solar protons from solar flares enter the earth's upper atmosphere in high geomagnetic latitudes, often causing radio blackouts and increased auroral activity. These periods of severe ionospheric disturbance are often marked by Forbush decreases, when the counting rate of background galactic cosmic radiation has a sudden anomalous decrease which might take hours to days to recover to normal levels.

In effect, it is as if there were a magnetic screening of galactic cosmic radiation by the enhanced solar plasma. It has been noted, but unexplained, that PCA events and Forbush decreases seem to be ordered with the lunar synodic period (29.5 days). When this research was begun, it was expected that a 27.3-day period would be found, indicating a link with solar rotation. It was a surprise to scientists when, instead, results fingered the lunar synodic period (29.5 days).

## The Moon

Therefore, it is possible that the moon somehow controls solar corpuscular radiation streaming toward the earth. The mechanism is still undetermined at this time.



### Solar Sectors

Solar sectors and the geometry of the solar magnetic field represent important areas for research. The solar wind is a plasma of charged particles endlessly being ejected from the surface of the sun. These particles tend to concentrate in the plane of the ecliptic. All of the planets are within the aura or atmosphere of the sun, the solar wind. Each charged particle moves away from the sun in a straight line; however, since the sun itself is rotating, these particle streams get bent into a spiral of the type made famous by Archimedes. In addition, this plasma contains a frozen-in magnetic region constituting the sun's magnetic field that conforms to this spiral. This is the interplanetary magnetic field.

## The Moon

Because of this spiral effect, at the distance of the earth the magnetic field is oriented about 45 degrees west of the earth-sun line, on the morning side of the earth. Both the slow (4 days) and fast (10 minutes to several hours), charged, solar particles approach the earth guided by the solar magnetic field. They come in from the western side of the sun (morning side of earth) at about a 45-degree angle to the earth, although this angle fluctuates from moment to moment, based on the changes in the solar plasma. The fact is that each of us are exposed to this general direction around 9 AM each morning. We are most shielded from this direction around 9 P.M. each night.

The great rotating disk of the solar magnetic field itself is divided into four primary sectors, each with an alternating polarity. The magnetic field direction is either positive (away from the sun) or negative (toward the sun). These sectors are tied into definite regions on the surface of the sun, which are of corresponding magnetic signs. It has been suggested that this may be thought of as a rigid disk in the plane of the ecliptic with four quadrants connected to the sun and rotating with it in its 27-day rotation cycle -- the co-rotating sector structure.

It has been found that geomagnetic and cosmic ray activity, as well as the velocity and number density of the solar wind flux, vary as a function of position within the solar sectors; thus there is a weekly fluctuation in the Kp-geomagnetic index. Studies show a maximum in thunderstorm activity when the earth passes from a positive sector into a negative sector. These four great sectors like a great pinwheel rotate past the earth exposing our planet to alternating positive and negative solar phases.

A study of the lunar position in relation to the Kp-geomagnetic index, PCA, and Forbush decreases

## The Moon

shows that PCA and Forbush decreases reach a minimum during the middle of the 4th lunar quarter when the moon is near the  $45^\circ$  axis and thus between the earth and the spot where the charged particles arrive from the sun. A maximum for these values is reached when the moon is in the Second Quarter, unable to block the particle advance. It has been shown that the moon has an electrical charge of at least 100 V/m, which means that the moon has a positive electrical charge that can deflect solar protons.

There is also a minimum in the Kp-geomagnetic index during Second Quarters when PCA and Forbush decreases are at a maximum. It has been suggested that at Second Quarter the moon may least disturb the geomagnetic field, which is, at that time, most active.

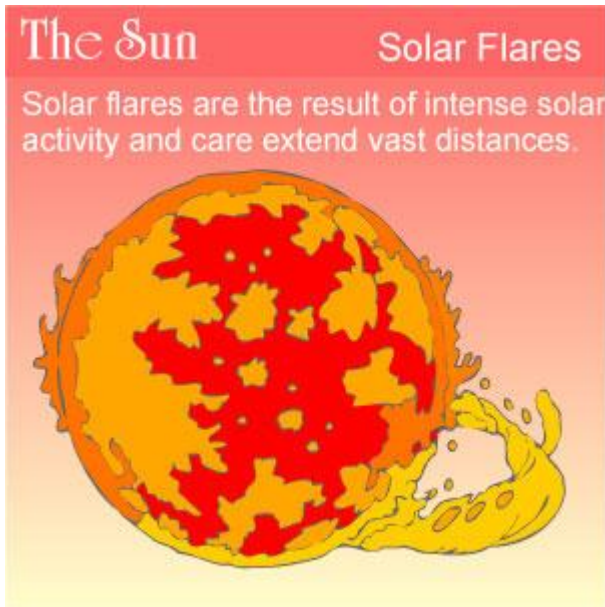
There is a sharp rise in the Kp index just prior to full moon and continuing into third quarter. It has been suggested that this might be due to the magnetohydrodynamic wake of the moon interacting with the tail of the magnetosphere or modulating the flow of solar particles to the tail.

It is interesting to note that around that the Second Quarter, 10th/11th day are the maximum for PCP activity. This is when the father-line deities are observed in Eastern astrology. The 25th/26th days are when the Moon somehow block or inhibits the solar magnetic field. This is when the mother-line deities are celebrated in that tradition. Thus the time of greatest activity (male) has some scientific backup, and the same for least activity and greatest calm (female).

The western portion of the sun is strongly magnetically linked to the earth, while the eastern portion of the sun is not. This is due to the fact that solar corpuscular radiation approaches the earth from the west, guided by

## The Moon

the solar magnetic field. As pointed out, these particles come in from the Western side of the sun at about a  $45^\circ$  angle to the morning side of earth. Statistical studies show that solar flares occurring on the eastern portion of the sun are much less frequently associated with geomagnetic storms than those occurring near the central or western portion.



## Solar Flares

Flares occur during periods of solar activity, which typically last a few days. These regions of activity (near sunspots) travel from east to west across the face of the sun, with a sunspot taking about seven days to travel from the central meridian to the western limb. Thus active solar regions (generating particles capable of reaching the earth) move into and through the western section of the sun, which is magnetically linked to the earth. During this period, recurrent particle streams from

## The Moon

an active sunspot region can reach the earth. Some periods when solar protons have bombarded the upper atmosphere have lasted over ten days.

### Summary

This has been a very brief description of some of the geophysical research that has been performed in the last 20 years and that might be of interest to astrologers. It seems that all bodies have a field or aura around them. The earth and the sun radiate, and that radiation is swept along behind whatever trajectory the object travels. It is fascinating to see scientific evidence emerging that seems to conform with the astrological tradition.

As pointed out in the another article on the lunation cycle, the 10th and 25th lunar days have been found (for ages) to be significant periods within the month, where some kind of change or transition takes place. It is interesting to note that, these points are more or less in line with the  $45^\circ$  vector along which solar corpuscular radiation reaches the earth.


The Moon in its monthly cycle appears to (somehow) modulate this stream of radiation when it reaches the area surrounding a solunar phase angle of some  $315^\circ$ . At this point the moon (perhaps due to its magnetic field) effectively blocks and cuts off some of the radiation stemming from the sun. At the opposite point in its orbit (around  $135^\circ$ ), the Moon reaches a point of least blockage, where the most solar radiation can penetrate and reach the earth.

It is this point in the lunar Second Quarter, during which the greatest amount of radiation is available to the earth, that the Eastern astrologers have set aside as a time for the masculine (active) element. The fourth quarter, where the Moon effectively blocks the solar

## The Moon

radiation, is the point when the feminine energies are most observed.

It is interesting that, on the surface at any rate, ancient tradition and modern science appear to have some general agreement.



### Exoteric References

B. Bell and R.J. Defouw, Dependence of the lunar modulation of geomagnetic activity on the celestial latitude of the moon, *J. Geophys. Res.* 71 (1966), 1951-957.

D. A. Bradley, M.A. Woodbury and G. W. Brier, Lunar synodical period and widespread precipitation, *Science* 137 (1962), 748-749.

G.W. Brier and D.A. Bradley, Lunar synodical period and precipitation in the United States, *J. Atmos. Sci.* 21 (1964), 386-395.



## The Moon

H.W. Dodson and E.R. Hedeman, 1964: An unexpected effect in solar cosmic ray data related to 29.5 days, *J. Geophys. Res.* 69, 3965-3972.

L. Harang, *The Aurorae* (John Wiley and Sons, New York 1951), 44 B. Haurwitz, Atmospheric Tides, *Science* 144 (1964), 1415-1422.

J.R. Herman and R.A. Goldberg, *Sun, weather and climate*, National Aeronautics and Space Administration (1978)

M. Lethbridge, Solar-Lunar variables, thunderstorms and tornadoes, Dept. of Meteor. Report, College of Earth and Mineral Sciences, Penn. State Univ., University Park (1969), 58 pp.

W.I. Linlor, Electric fields in space and on the lunar surface, in S. Coroniti and J. Hughes (eds), *Planetary Electrodynamics*, Vol. 2 (Gordone and Breach New York 1969), 369

R. Markson, Considerations regarding solar and lunar modulation of geophysical parameters, atmospheric electricity and thunderstorms, *Pure and Applied Physics* 84 (1971), 161-200.

F.F. Ness, The magnetohydrodynamic wake of the moon, *J. Geophys. Res.* 70 (1965), 517-534.

H.L. Stolov, Further investigations of a variation of geomagnetic activity with lunar phase, *J. Geophys. Res.* 70 (1965), 77-82.

J.M. Wilcox and N.F. Ness, The interplanetary magnetic field, solar origin and terrestrial effects, *Space Sci. Rev.* 8 (1968), 258-328

Esoteric References/ 0088

## The Moon

N.P. Subramania Iyer, Kalaprasika, Ranjan Publications, 1982

Ven. Khenpo Karthar, Rinpoche. From a teaching on Buddhist Festivals, given Big Rapids, MI in 198?

D. Bahadur L.D. Swamikannuu Pillai, Panchang and Horoscope, Asian Educational Services

1985. D. Bahadur L.D. Swamikannuu Pillai, Indian Chronology, Asian Educational Services, 1982.


Swami Prakashananda, personal communication

Shyam Sundar Das, personal communication

Sange Wangchug, personal communication and translation of Tibetan texts.

Conversations on astrology and/or dharma with high lamas in the Karma Kagyu lineage including: H.H. the 17th Karmapa, H.E. Jomgon Kongtrul Rinpoche, H.E. Tai Situ Rinpoche, H.E. Gyaltsap Rinpoche, H.E. Shamar Rinpoche, Ven. Bokar, Rinpoche, Ven. Thrangu, Rinpoche, Ven. Khenpo Karthar, Rinpoche, Ven. Bardor Tulku, Rinpoche, and others.

## The Moon



### **Mind Practice**

The lunar cycle and its gaps are available to everyone, all the time. If we don't observe these special times, it is because we have set no time aside to observe, to check it out for ourselves. In the East, most people are introduced to basic observation techniques or mind practice from an early age. It is unfortunate that mind practice is not much known of here in the West. I mean how many people do you know who practice observing or using their mind anyway? Most of us assume that the mind is perfectly usable just as we find it, and doesn't require any practice.

In the Tibet mind practice is not only acceptable, it is pretty much obligatory. This is true for countries like Tibet, Nepal, much of India, and even parts of China and Japan. Over there, the mind is considered by nature to be unruly and hard to manage. No one would think of trying to do much with it without considerable

## The Moon

practice. Mind practice or mind preparation or training, as it is sometimes called, is standard fare in the orient.



### **Mind Practice**

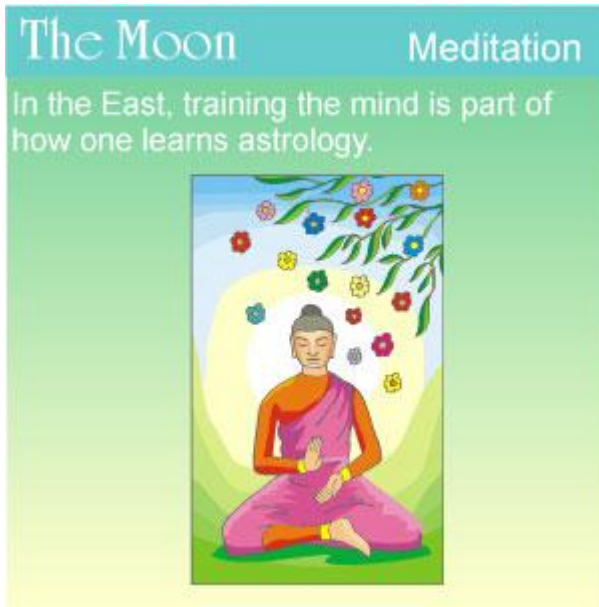
We might wonder why this style of mind practice has never caught on in North America. In part, this is due to our whole take on meditation and what we think that is. Meditation in the West has come to mean something almost like relaxation therapy, a way to relax and get away from it all -- to escape the worries of the world in the contemplation of some inner landscape.

Somewhere, perhaps early in this century, the word meditation lost any semblance to its Eastern counterpart and became what most understand as meditation today -- a way to relax and get rid of tension.

Of course this is nothing like the Tibetan concept of mind practice or mind preparation, which involves the intense use of the mind. It is unfortunate that this very

## The Moon

active mind practice has also come under the general label of meditation here in the West.



### **Sitting and Looking**

Having pointed this out, it may be helpful to clarify and describe what it is that the Tibetan Buddhists (and other groups too) do when they sit down on their cushions. In general, if you ask them what they are doing on their cushions, the answer will not that they are "practicing", or they are "sitting". Indeed, that is what takes place. They sit and observe.

There are many Tibetan words for the different kinds of mind practice that are possible, while in the West we have just the one word: meditation. What then is mind practice?

The most important difference between sitting practice (mind practice) and meditation as it is understood in this

## The Moon

country, is that mind practice is anything but relaxing or passive. It is very active.



### **The Techniques**

The actual technique is quite simple, taking only a few minutes to learn. And it is worth getting this instruction from someone authorized to give it. Most Buddhist and some Hindu groups offer this type of mind practice. When looking for training in mind practice, be sure to ask for a technique that emphasizes concentration on the present moment -- being present, and not some of the more dreamy relaxation techniques. What you need in order to use lunar gaps is to become very alert and observant. The technique is called Shamata training in Tibetan Buddhism and Zazen in Zen Buddhism. I would be happy to send a list of well-respected centers to anyone who writes me at 315 Marion Avenue, Big Rapids, MI 49307. It is important that you receive

## The Moon

instruction from someone trained in the technique, and get an authentic connection with a tradition.

Even the non-astrologer cannot help but notice the time of the Full Moon each month -- when the full disk of the Moon passes overhead around midnight. It is a fact that many have trouble sleeping when the Full Moon makes this overhead transit in the middle of the night. Often sleep will not come until the Moon finishes rising, transits overhead, and begins to set. This has been used by some as a way to determine whether a late-night party or a bout of TV watching will be a satisfying experience. In general, you can plan on building tension (and attention) while the Full Moon is rising and an easing of that state just after the Moon crests overhead. After the Moon crests and begins to set is a good time to bring activities to a close. Sleep often will come with ease at this point.

Learning to get in step with and to make use of the Moon cycle is part of astrological basic training. There has been general agreement among astrologers for thousands of years as to how the lunar cycle functions and the uses to which it can be put.

## About Michael Erlewine



## The Retrograde Phenomenon



### **Burn Rate**

Perhaps no astrological factor has more different opinions and less agreement among astrologers than the phenomenon of retrograde motion, the fact that from the earth's view, all planets appear to move backward in reverse motion through the zodiac, one or more times a year. Expert's opinions range from there being no effect whatsoever when a planet is retrograde, to their being a very dramatic effect. But then, even if an effect is indicated, there is a wide range of declarations as to it might be. The interpretations are all over the board. In this section, we will examine the physical astronomy behind the retrograde phenomenon, and based on that, go on to discuss how this might be interpreted.

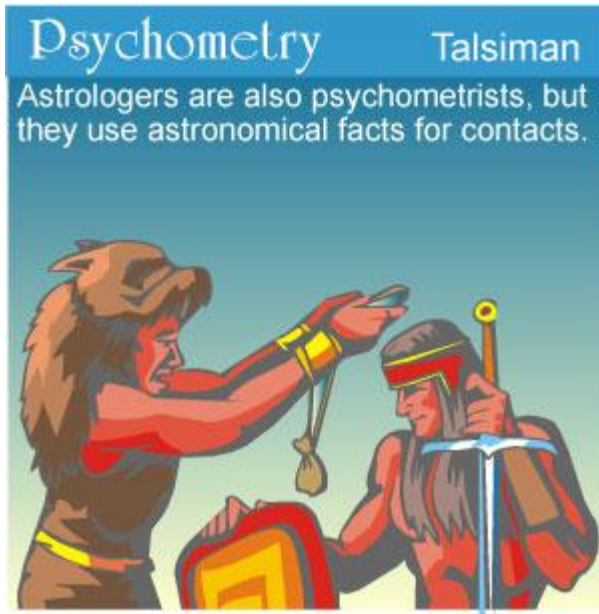
For starters, among those who do credit retrograde planets with an interpretation at all, it is generally agreed that when a planet is retrograde, its nature and

## About Michael Erlewine

effect is somehow retarded, delayed, or obscured. For the most part, and with a few exceptions, it is not considered a good or helpful thing to have a planet retrograde.

The most well known example of a retrograde planet and what it portends is that of Mercury. Most of us have heard things like "Don't sign that contract! Mercury is retrograde," and there is a whole astrological sub culture built up around what you should and should not do when Mercury goes retrograde. When Mercury is retrograde, so it is claimed, communications of all kind cannot be trusted, and may go haywire. The advice is usually "Wait until Mercury goes direct." With that in mind, let's examine the retrograde phenomenon.

If we want to understand what most astrologers agree retrograde indicates, it would be something to the effect that when a planet is moving backward in the zodiac, it is not moving forward doing its thing. As obvious as that statement is, it makes sense. If we have been progressing forward in one direction or another, and then find ourselves backtracking over the same ground, we are not going forward. That seems to be the essence of the traditional interpretation of what retrograde motion is all about.



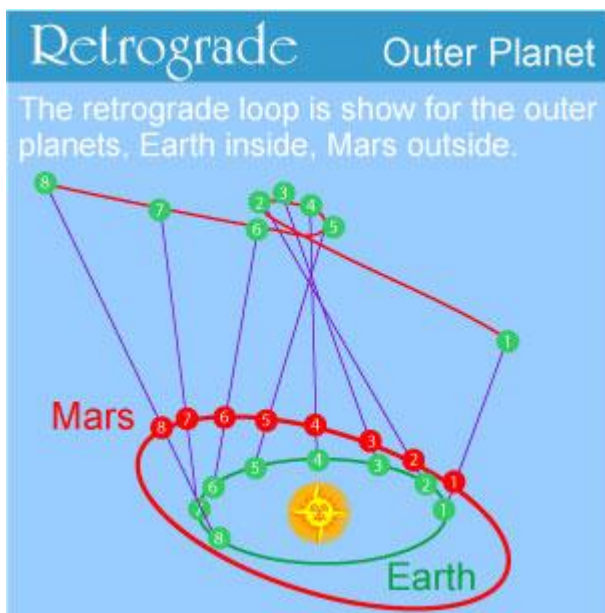
## Psychometrists

Astrologers are not unlike their more psychic cousins, the psychometrists who use objects to get in touch with various types of information. Instead on handling some object belonging to the person in question, we astrologers tend to use the available astronomical facts as a touchstone or pointer to whatever meaning we are searching for.

Much of modern astrology is concerned with our paying close attention to the observed facts as determined by the science of astronomy and astrophysics. Perhaps early in this century astrologers were a little fuzzy as regards science, but nowadays most astrologers are interested in learning all they can about the hard facts of deep space, the planets, and what not. My point here is that it seems that the more we understand the actual facts, the better directed we are to any inner meanings they may indicate, or point to. The real facts of any

## About Michael Erlewine

situation are the ultimate talisman, or key to the meaning or directionality that may be involved. With this in mind, let us take a look at the very important phenomenon of planetary motion, in particular the fact that the planets appear to go forward and backward thru the zodiac -- the retrograde phenomenon.



### Outer Planets Retrograde

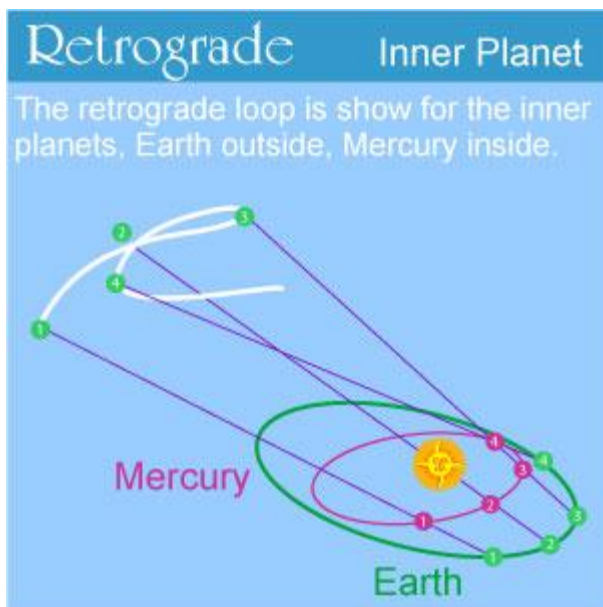
First, a brief review. The planets orbit the Sun in large, almost circular, orbits. Considered from a heliocentric, or Sun centered standpoint there is no retrograde, or backward motion, only the steady forward travel thru the zodiac--cycle after cycle, round after round. Retrograde, or backward motion only exists from the Earth centered, or geocentric perspective. As the earth moves thru its orbit around the Sun, the other planets at times appear to move backward (retrograde) in the zodiac much like a slower train seems to move backward when seen from within a faster moving train. Thus the position of a

## About Michael Erlewine

planet like Mars (as seen from Earth) appears to slow down in the sky, come to a complete halt (reaches its station or stopping point), and begins to move backward, or retrograde thru the zodiac. After a time of retrograde motion, it once again comes to a halt and starts again in a direct, or forward motion.

In the diagram shown here, Earth is the green orbit, and Mars is shown as the red orbit. A number sequence shows how Earth sees Mars as both of their orbits progress. Here are the details, as seen from Earth:

- (1) Mars appears direct in motion, moving along its orbit in the normal direction of the signs of the zodiac.
- (2) Mars is Stationary Retrograde, motionless in the sky, and about to begin moving backward against the flow of the zodiac.
- (3) Mars is Retrograde, now going over a part of the zodiac it has recently passed through.
- (4) Mars is conjunct Earth in both heliocentric and geocentric charts.
- (5) Mars is again motionless in the sky as it reaches its farthest point backward in the zodiac, what is called Stationary Direct. It is about to go over a section of the zodiac for the 3rd time during this orbit.
- (6, 7, 8) Mars is proceeding on in direct motion along the zodiac.



## Inner Planets Retrograde

Each major planet appears to move thru the zodiac with one major zig-zag or retrograde loop per year, as the earth completes its annual cycle. The inner planets, Mercury and Venus, have a more complicated schedule. Astrologers note where this loop, or zig-zag occurs in the zodiac each year. In particular, it is considered significant if the retrograde loop occurs at a sensitive point in one's horoscope, such as the position of a natal planet. In such a case, the retrograding planet may pass over this sensitive point up to three separate times -- forward, backward, and forward again. What follows is an introduction to retrogrades.

This technique requires some understanding of the heliocentric workings of the planets. After all, the entire retrograde phenomenon is little more than a reflection of the Earth's motion around the Sun in relation to the planet in question -- "thru a glass darkly," so to speak. In

## About Michael Erlewine

all of the following, the steady advance of the planet from the helio perspective should be understood and kept in mind. The planets only move forward, in reality, in a counter-clockwise motion around the Sun.

Here are the details for an inner planet retrograde:

- (1) Mercury is moving in Direct Motion, in the direction of the zodiac.
- (2) Mercury and Earth are at what is called their Inferior Conjunction, still in direct motion.
- (3) Mercury is motionless in the sky, at the point where it is Stationary Retrograde, about to go backward through the zodiac. It will pass over an area of the zodiac it just went through.
- (4) Mercury is motionless in the sky, at the point called Stationary Direct, where it turns direct in motion and passes over an area of the zodiac for the third time.

Retrograde	Phase Angle
The outer planets have a limit as to how much the helio and geo are separated.	
Mercury	22°46'
Venus	46°19'
Mars	41°01'
Jupiter	11° 05'
Saturn	06°01'
Uranus	02°59'
Neptune	01°54'
Pluto	01°27'

## Background

Except at the two moments when the Earth is conjunct or in opposition to a particular planet, the geocentric position always differs from the heliocentric position. The helio position is a kind of midpoint about which the geocentric position ebbs and flows, at least for those planets beyond the orbit of the Earth. The same thing is indicated for the inner planets (Mercury and Venus) by what is called their points of "greatest elongation" (geocentrically).

This difference between the helio and geo planet positions is based upon what we can call here the maximum phase angle possible between the Earth and the planet in question. Here is a list of the maximum phase angles for the outer planets using circular orbits (average distance from Sun). The fact of a non-circular orbit produces values that may, at times, be greater than those listed below.



## About Michael Erlewine

### Planet Phase Angle

Mercury 22°46'

Venus 46°19'

Mars 41°01'

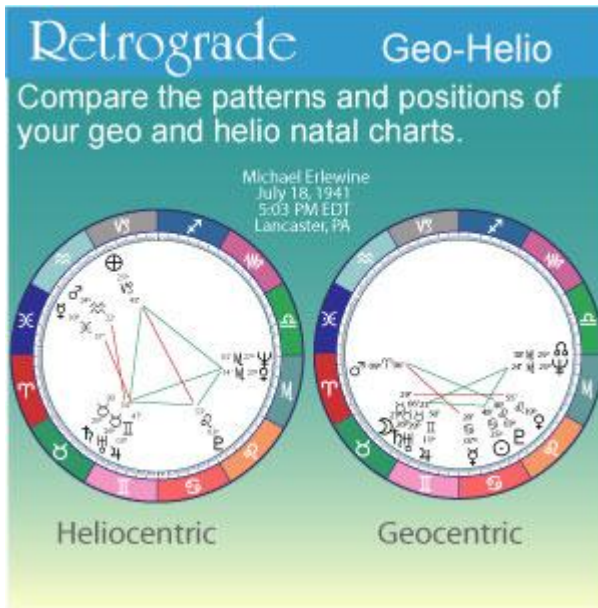
Jupiter 11° 05'

Saturn 06°01'

Uranus 02°59'

Neptune 01°54'

Pluto 01°27'



## Geocentric and Heliocentric: Interface


Most astrologers who have investigated the difference between a birth or event as seen from geocentric and heliocentric perspectives find that the geo chart refers more to our personality, or the outer circumstances and appearances in which we find ourselves, while the helio

## About Michael Erlewine

chart points to our inner self, the part of us (who we are) that is living in these personal circumstances.

The position of Mars in the standard geocentric natal chart and the actual position of Mars in the zodiac in its circle around the Sun (heliocentric) can differ by some 41 degrees or more. For example, my geocentric Mars is at 9 degrees of Aries, but my heliocentric Mars is in 24 degrees of the sign Aquarius -- a big difference. How might we interpret this?

Using standard astrological interpretation methods, we could say that, although my Mars appears to be in Aries (geo), that it, in essence, has an Aquarian tone. Perhaps my rash Aries Mars always manages to accomplish some group or Aquarian goal. This type of geo/helio comparison is worth thinking about. With this approach in mind, some interesting thoughts can be forthcoming when we examine our geo and helio charts side by side. Another, even more interesting, technique is to compare the overall chart patterns in the geo chart against the overall chart patterns in the helio chart. This is covered elsewhere in this course.



## Before and Behind

What is interesting here is the fact that if we consider the helio position of a planet as where that planet in fact is in its journey thru the zodiac around the Sun (which is a fact), then the geo position (except at conjunction/opposition) is ALWAYS either ahead of this helio position or behind it. In other words, the geocentric position for any planet runs for a time ahead of the helio position, stops in the sky, pauses, turns retrograde, and begins to move backward through the zodiac, over the ground it just covered. It continues backward until it crosses the helio position, still moving back (and now behind the helio position), comes to another slow stop, and begins to go forward again, finally catching up to and passing the helio position. This is what is called the retrograde loop.

The heliocentric motion of the planet is always forward and never stops or wavers. It is the geocentric planet

## About Michael Erlewine

position that shows this forward and backward movement we call the retrograde loop. And keep in mind that the geo position is nothing other than a snapshot of the helio planet's position. In other words, the geo position is how the given helio planet position "appears" from the earth's view, not how it is as an integral part of the solar system. I am not saying here that appearances are not valid or worth considering. We must consider them, for there they are.

What I am pointing out here, and you may want to think it through like I have had to, is that the geo position for a planet results from how the planet appears to move as seen from earth (as we all know). It is the earth's attempt to see where that planet is, and it is a moving target, not because it ever moves any other way than forward, but because WE do. The earth is moving and this affects what we see, and that effect or appearance results in the retrograde loop. And what thoughts do these differences between the geo and helio positions at any moment suggest?

Here are some obvious ones: The simple fact that there can exist a considerable difference between the geo and helio positions is noteworthy. In some individuals there may be little or no difference between the geo and helio positions for a given planet. Perhaps this might indicate something along the lines of "what you see is what you get." In these cases, the outer (geo) position is identical to the inner (helio) position. Someone with little or no difference may be a natural when it comes to that planet. Its function works smoothly. They are born with it in clear focus, no variation between these two positions.



## The Burn Rate

On the other hand, there may be a great difference between the geo and the helio position for a given planet, and an inner need or drive to reconcile these two positions, and to make them one. The amount of difference between the helio and geo position for any planet has been termed the "burn rate," and we can speak of someone have a high burn rate for Mars (great difference) or a low burn rate (little or no difference).

The name "burn rate" comes from charts of individuals with a great difference between the geo and helio positions for a planet, and that fact that they may have to struggle to bring these two together, to make them one in their life. Perhaps this is an indication that they will undergo many experiences (much change) as regards the particular planet over the course of the life. Perhaps each of us undergoes an initiation for each planet based upon the amount of difference between

## About Michael Erlewine

the geo and helio positions in our natal chart. We have different rates of change in life. Our burn rates differ -- what it takes to pull any given area of our life (planet) together.

To make it easier to work with, we can even create a little index by dividing the difference between the geo and helio position for each planet by the maximum indicated in the table above. The result is an index from 0 to 99 percent (or higher), the higher the index indicating more difference between the geo and helio positions and a high burn rate.

For example, the maximum difference for Mars is  $41^{\circ} 01'$  (from the table) and the difference between my helio Mars at  $24^{\circ}$  Aquarius and my geo Mars at  $9^{\circ}$  Aries is some 45 degrees, actually greater than the average extreme for that planet. 45 divided by  $41^{\circ} 01'$  divided by 45 equals 1.097. In this case, the total is rather large, indicating an extreme amount of change, or difference between the geo and helio positions -- a high burn rate. Therefore I can expect a lot initiation or change as regards the Mars principle in my life, whatever we could agree that might mean. In fact, I have had a lot of emotional experience, including being a performing musician for a good number of years. This should give you some idea as to how to use this technique.

Moreover, we can calculate this index for all the planets (excepting the Sun and Moon, of course) and get a total index for the chart or birth in question. A high total index might point to a lot of change within a single lifetime for that person, with that planet. The individual may have to go through a lot of changes to bring these two positions into alignment. On the other hand, a low index, a low Burn Rate, might indicate a relatively stable and smoothly operating life.



## The Past, Present, and Future

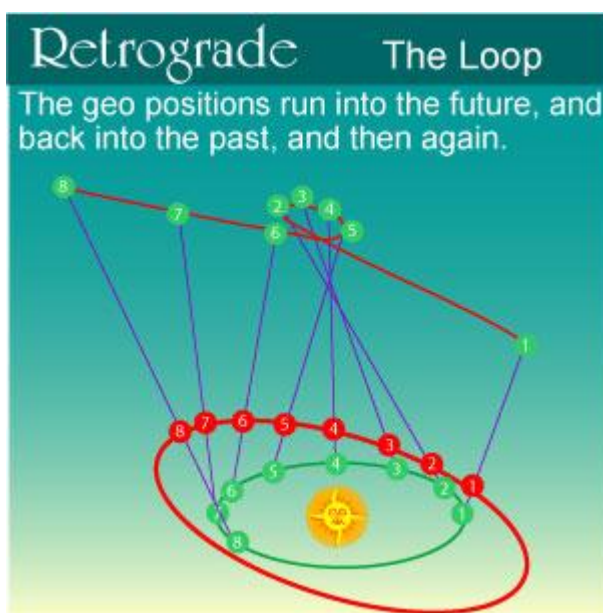
There is another measurement relating to the retrograde phenomenon that can be made that is, to me, even more interesting. This has to do with the fact that, as mentioned, the geo position (at any given moment) may be either ahead or behind of the helio position for a given planet. If we grant that the helio position (somehow) represents the mean position of the planet in the zodiac (the inner, or essential position), which it does in fact, then the geo position may either lead or trail this helio position by a lesser or greater amount. How are we to interpret this?

First, let's refresh ourselves on the difference in interpretation between the geo and helio position of any planet, keeping in mind that the geo planet position is the earth's view of that planet as it moves always forward in the zodiac in the sun-centered solar system, and the helio planet position is the position of the same

## About Michael Erlewine

planet in the actual solar system, with the Sun as center.

Astrologers who use helio positions, like Dane Rudhyar, Robert Hand, and myself, for example, find that while the geo position charts the outward personality, circumstances, and how they appear in our lives (as traditional astrology states), the helio position, with its steady advance through the zodiac, marks the inner or true position (and meaning) of the planet.



### **Retrograde and Direct**

Then what are we to make of the fact that the geo position, throughout the course of any year, alternately moves ahead of the Sun for a time, goes retrograde, retraces its steps, for awhile, and again turns direct. This geo position runs ahead of or behind the actual position of the planet in the solar system, considered heliocentrically. At any given time, the geocentric position of any planet (when not conjunct or opposed) is




## About Michael Erlewine

either ahead or behind the helio position. In fact, in the course of going retrograde and direct, a planet passes over certain degrees of the zodiac three different times, two while going forward, and one while going backward - the retrograde loop. That is a lot of going over the same ground.

This retrograde loop is actually very fascinating, when we consider how to interpret it. What that loop points out is that, for any planet (and its meaning), there are times when the outer function and nature of that planet (geocentric) runs ahead, like into the future, of its true position, and other times when it lags or falls behind that true (helio) position. It is like our circumstances (appearances) are seldom exactly at one with our true inner meaning.

Sometimes things are future oriented, even hypothetical, like we are trying something out, or experimenting. Things get ahead of themselves. At other times, when the planet falls behind its helio position, we are working with areas well traveled, perhaps something from our past, and we may be much more deliberate and conservative.



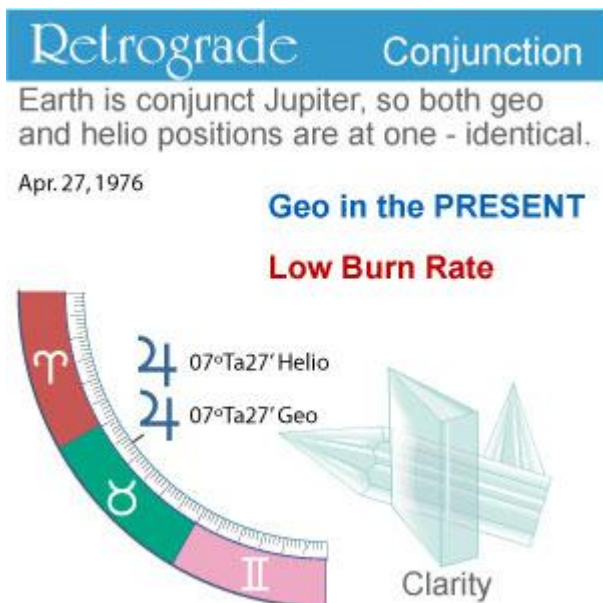
## Inner and Outer

Try looking at retrogrades this way, and you will quickly find this technique very helpful in understanding where, in the scheme of things, a particular planet is. And, using this view, the fact of a planet being direct or retrograde (while important) may not be AS important as determining whether it is running ahead or behind its helio position. Is it in the future or the past, and how close to either? Are we going over a piece of ground (the zodiac) the first, second, or for the third time? These are questions worth considering.

Perhaps at times, the external world of appearances or circumstances (geo) runs before, or ahead of the real essence (helio) of the planet. At other times, events may trail behind the essence or inner activity and bring up the rear. Perhaps at some points in a year, we are more far seeing or future-oriented (geo position ranging ahead of the helio), while at other times we are

## About Michael Erlewine

concerned with what has happened (the past = geo position falling behind the helio). At times, our mind may run before what is possible, while at others we seem to be doing detective work, figuring out what has already happened. Sometimes we are speculating at the future, while at other times we are more conservative, hanging onto our past.

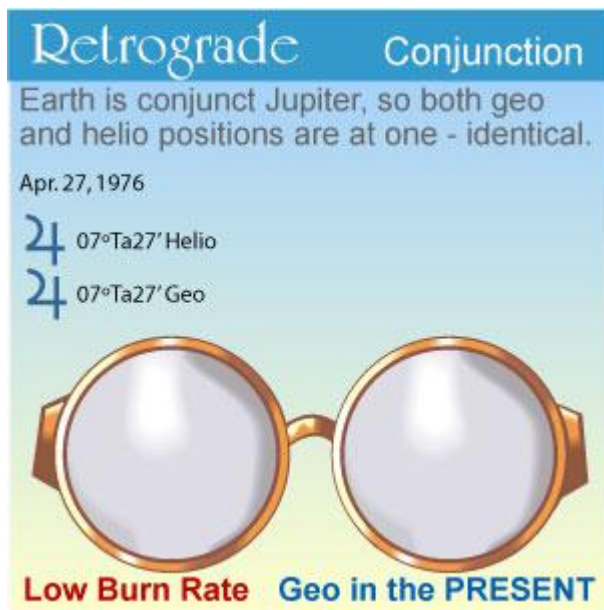


## The Retrograde Loop: Conjunct

Next is a detailed presentation of what happens during the retrograde phase of the outer planets. Give it a look. I don't know how many diagrams I have seen over the years presenting the retrograde phenomenon, but they all fail to point out the relationship between the geocentric and the heliocentric positions as described below.

## About Michael Erlewine

Please keep in mind that we cannot examine the problem of retrogradation in detail without reference to both helio and geo positions. They go together. The fact is that the helio moves ever forward in its circle through the zodiac, while our perspective (the geocentric view) ebbs and flows... now ranging ahead of the helio and now behind. Here are some of the details.



### Sun Conjunct Planet

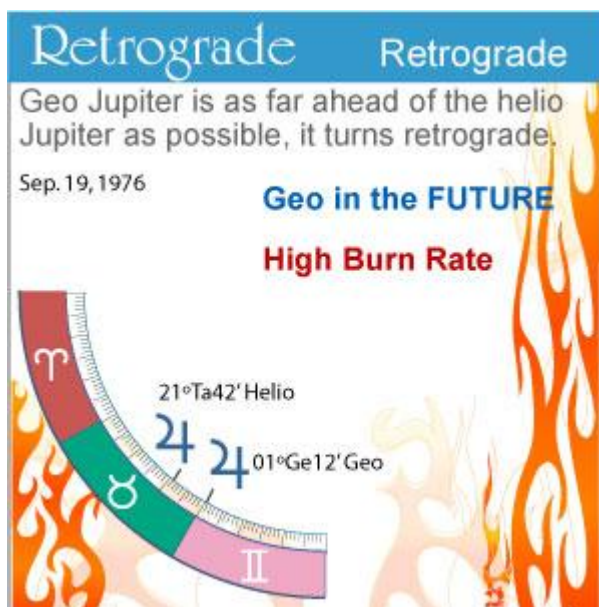
At the moment of conjunction, the helio and geo positions are perfectly aligned, and following this marks the beginning of a period (extending from the conjunction until the planet goes retrograde) during which the geocentric position of the planet ranges ahead of the heliocentric position into new ground for this cycle.

What you see is what you get. The geo position is neither in the future or the past, but squarely in the present. After this point, our appearances (geo) are

## About Michael Erlewine

venturing into a section of the zodiac that is fresh or new, one that has not yet been experienced by the helio planet, since the last complete cycle. We are in new territory, ahead of the game, so to speak, speculating. The difference between reality (helio) and appearances is growing, as the geo position moves out ahead of the helio. We have the lowest burn rate here.

As the conjunction passes, the geo position of the planet moves ahead of helio positions and into uncharted territory, degrees of the zodiac that the helio has not yet seen, since the last cycle. In some sense, we as appear to be moving into our own future, ranging ahead of reality.



## Planet Retrogrades

This marks a period where the geocentric position of the planet stops its forward motion and begins to move back over the new area it has just traversed, making a second pass over this particular area of the zodiac. This

About Michael Erlewine

always takes place during the waning "square" of the Earth to the outer planet in question.


**Retrograde**      **Retrograde**

Geo Jupiter is as far ahead of the helio Jupiter as possible, it turns retrograde.

Sep. 19, 1976

♃ 21°Ta42' Helio

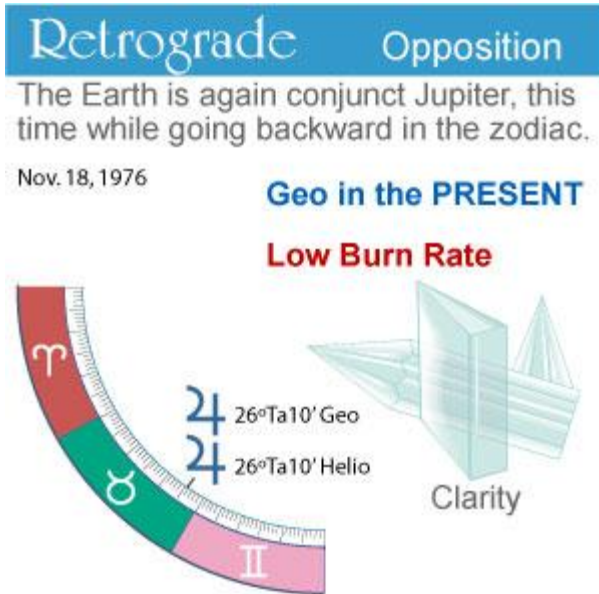
♃ 01°Ge12' Geo



**High Burn Rate**      **Geo in the FUTURE**

### **Planet Retrograde Interpretation**

Appearances (geo) are still ahead of reality (helio), but we have stopped forging into new zodiac territory and are going back over the new ground we just covered. Things are not progressing farther into the future, but they are still ahead of the game, which is measured by the actual helio position for the planet. We are getting more realistic, but there is still a discrepancy between appearances and reality, although that discrepancy is narrowing, day by day.



### Sun Opposition Planet

Once again, this is a point where there is no difference between the geo and helio positions. They are perfectly aligned and clear.

The time following this marks a period when the geocentric position moves behind the heliocentric position, still covering area gone over before. Meanwhile, the helio position is covering area just covered by the geocentric foray ahead into the zodiac.

## About Michael Erlewine

**Retrograde**      **Opposition**

The Earth is again conjunct Jupiter, this time while going backward in the zodiac.

Nov. 18, 1976

♄ 26°Ta10' Geo  
♄ 26°Ta10' Helio



**Low Burn Rate**      **Geo in the PRESENT**

### **Sun Opposition Planet Interpretation**

The geo position is no longer speculating, but has moved firmly into familiar territory, that just covered by the helio. We are in the past, as far as the zodiac goes, going backward into the past. We could say, that if we were speculative and future-oriented before, then we are conservative or past-oriented now. We are on familiar turf, and may be consolidating our position. Still, we are building an ever larger discrepancy between the geo and helio positions, only this time we are digging in history of where we have just been.





## Planet Goes Direct in Motion

At this point the planet, slows to a stop, and changes direction once again, from retrograde to direct and begins to cover the same zodiac territory for the 3rd and final time for this loop.

This marks a period when the geocentric position moves from behind to catch up to the helio position at the next conjunction. Also, the helio position has now reached the limit reached by the geo position during its previous sweep and is forging ahead into new ground NOT scanned by the geo. This always takes place during the waxing "square" of the Earth to the outer planet in question.

## About Michael Erlewine

**Retrograde** **Direct**

Geo Jupiter is as far behind of the helio Jupiter as possible, it turns direct.

Jan. 15, 1977

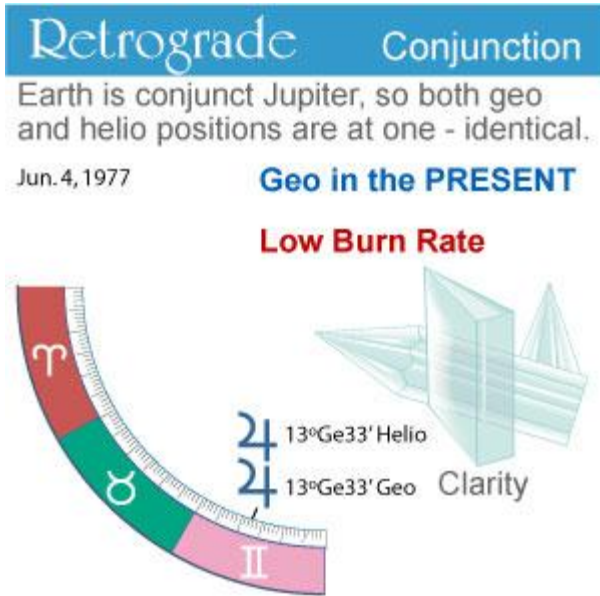
21°Ta24' Geo

01°Ge24' Helio

**High Burn Rate** **Geo in the PAST**

### **Planet Direct Interpretation**

If we want to look for our most conservative position, then here it is. We are moving forward, but over ground that we have repeatedly crossed. This is our third pass over the same zodiac degrees, so we should know it by now. We are coming from behind, perhaps informed by the familiarity and history of our repetition. We may be reactionary and conservative, but our own history informs us.



### Sun Conjunct Planet (again)


Sun Conjunct Planet (again). This marks the point where the geocentric position of the planet has caught up with the helio and they are one. >From this point, the geo positions proceeds to forge ahead.

**Retrograde Conjunction**

Earth is conjunct Jupiter, so both geo and helio positions are at one - identical.

Jun. 4, 1977

24 13°Ge33' Helio  
24 13°Ge33' Geo



**Low Burn Rate Geo in the PRESENT**

## Sun Conjunct Planet Interpretation

Again, what you see is what you get. The geo position is neither in the future or the past, but squarely in the present. After this point, our appearances (geo) are venturing into a section of the zodiac that is fresh or new, one that has not yet been experienced by the helio planet, since the last complete cycle. We are in new territory, ahead of the game, so to speak, speculating. The difference between reality (helio) and appearances is growing, as the geo position moves out ahead of the helio. We have the lowest burn rate here.

As the conjunction passes, the geo position of the planet moves ahead of helio positions and into uncharted territory, degrees of the zodiac that the helio has not yet seen, since the last cycle. In some sense, we as appear to be moving into our own future, ranging ahead of reality.

Event Geo Helio Date

## About Michael Erlewine

Sun Conjunct Jupiter Geo=07°Ta27' Helio=07°Ta27'  
Apr. 27, 1976


Jupiter Retrogrades Geo=01°Ge12' Helio=21°Ta42'  
Sep. 19, 1976

Sun Opposition Jupiter Geo=26°Ta10' Helio=26°Ta10'  
Nov. 18, 1976

Jupiter Direct Motion Geo=21°Ta10' Helio=01°Ge24'  
Jan. 15, 1977

Sun Conjunct Jupiter Geo=13°Ge33' Helio=13°Ge33'  
Jun. 04, 1977

Notes: The geocentric position in the zodiac where the planet went retrograde is about where the heliocentric position will be when that planet goes direct. In a similar vein, the heliocentric position of the planet at retrograde becomes the geocentric position upon that planet going direct.




## Summary

Thus both geocentric and heliocentric positions have a time within the cycle during which they lead or are sampling new degrees of the zodiac, that is: going over fresh zodiac area. In fact, the helio position is the midpoint or focus about which the geo position loops, which is what we have been pointing out all along.

The stations or points in the zodiac where the planet goes retrograde or direct are the two points where this maximum phase angle takes place. This may amount to an alternate form of the square aspect where, instead of 90-degrees being the limit, the limit becomes the maximum phase angle, in effect, the stations. In other words, this technique measures the point of maximum phase angle between the Earth and any other planet -- perhaps another approach to the concept of the "square" aspect. Only here we have a measure of the amount of change required for the two planets to become one -- an index of change.

The technique is one of a number of techniques that are very useful for charts where there is no exact birth time. For each planet we can determine the percentage of difference between the geo and helio position. In addition, we can calculate a total for the entire chart using all the planets but leaving aside the Sun and Moon. And then for each planet we can determine where in the retrograde cycle it is. Is the geo position ahead of the helio? Is it ahead and direct in motion or ahead and retrograde in motion? Or, is the geo position behind the helio position? Again, is it behind and direct or behind and retrograde in motion?

## About Michael Erlewine



### **Astrologer Michael Erlewine**

Entrepreneur Michael Erlewine, an internationally-known astrologer, has studied and practiced astrology for over 40 years, as an author, teacher, lecturer, personal consultant, programmer, and conference producer.

Erlewine pioneered computerized astrology, the first astrologer to program astrology on microcomputers and make those programs available to his fellow astrologers. This was in 1977. He founded the first astrology software company, Matrix Software, in 1978, and that company, along with Microsoft, are the two oldest software companies still on the Internet.

Michael, joined by his astrologer-brother Stephen Erlewine, went on to revolutionize astrology by producing microcomputer software for the first written astrological reports, first research system, first high-

## About Michael Erlewine

resolution chart wheels, geographic and star maps, and on and on.

Erlewine has a least two other careers. In the 1960s, he was a musician. He hitchhiked with Bob Dylan, was the lead singer for the Prime Movers Blues Band (Iggy Pop was his drummer), and opened for bands like Cream at the Fillmore in San Francisco, during the Summer of Love.

An expert in blues music, Erlewine interviewed and documented dozens of blues musicians. He went on to found and develop the All-Music Guide, All-Movie Guide, and other major entertainment sites. He has developed astrological content under contract with MSN, AOL, and his companies have received scores of awards. Michael himself has received major awards from the American Federation of Astrologers, UAC (United Astrology Congress), and Professional Astrologers, Incorporated.

Erlewine has written many articles and books on astrology, and is the curator of the Heart Center Astrological Library, perhaps the largest astrological library available to researchers. Michael has made two pilgrimages to Tibet, and is a practicing Buddhist. He has been married 35 years, has four children, and lives with his wife, Margaret, in Big Rapids, Michigan. He can be reached at: [Michael@StarTypes.com](mailto:Michael@StarTypes.com).



## About Michael Erlewine



### **Michael Erlewine**

Internationally known astrologer and author Noel Tyl (author of 34 books on astrology) has this to say about Michael Erlewine:

“Michael Erlewine is the giant influence whose creativity is forever imprinted on all astrologers’ work since

the beginning of the Computer era! He is the man who single-handedly applied computer technology to astrological measurement, research, and interpretation, and has been the formative and leading light of astrology’s modern growth. Erlewine humanized it all, adding perception and incisive practical analyses to modern, computerized astrology. Now, for a second generation of astrologers and their public, Erlewine’s genius continues with StarTypes ... and it’s simply amazing!”

### **A Brief Bio of Michael Erlewine**

Michael Erlewine has studied and practiced astrology for over 40 years, as an author, teacher, lecturer, personal consultant, programmer, and conference producer.

## About Michael Erlewine

Erlewine was the first astrologer to program astrology, on microcomputers and make those programs available to his fellow astrologers. This was in 1977. He founded Matrix Astrology in 1978, and his company, along with Microsoft, are the two oldest software companies still on the Internet.

Michael, soon joined by his astrologer-brother Stephen Erlewine, went on to revolutionize astrology by producing, for the new microcomputers, the first written astrological reports, first research system, first high resolution chart wheels, geographic and star maps, and on and on.

Along the way Matrix produced programs that spoke astrology (audio), personal astrological videos, infomercials, and many other pioneering feats.

Michael Erlewine has received major awards from UAC (United Astrological Conferences), AFA (American Federation of Astrologers), and the PIA (Professional Astrologers Incorporated), and scores of online awards.

Michael and Stephen Erlewine have published a yearly calendar for almost 30 years, since 1969. Michael Erlewine has produced and put on more than 36 conferences in the areas of astrology and Buddhism.

## About Michael Erlewine



### Example Astro\*Image Card

Aside from his current work as a consultant for NBC's iVillage and Astrology.com, Erlewine has personally designed over 6,000 tarot-like astrology cards, making authentic astrology available to people with little or no experience in the topic. These Astro\*Image™ cards are available through a variety of small astrological programs and in eBooks. Some examples can be found at [WWW.StarTypes.com](http://WWW.StarTypes.com), where there is also a link to his astrological software.

About Michael Erlewine

## Personal Astrology Readings

Michael Erlewine has been doing personal astrology readings for almost forty years and enjoys sharing his knowledge with others. However, his busy schedule makes it difficult to honor all requests. However, feel free to email ([Michael@Erlewine.net](mailto:Michael@Erlewine.net)) him if you wish a personal chart reading. He will let you know if his current schedule will allow him to work with you.

The sections that follow will give you more details about Michael Erlewine and his very active center.



## The Heart Center House

*In 1972, Michael and Margaret Erlewine established the Heart Center, a center for community studies. Today, the Heart Center continues to be a center for astrological and spiritual work. Over the years, hundreds of invited guests have stayed at the Heart Center, some for just a night, others for many years. Astrologers, authors, musicians, Sanskrit scholars, swamis - you name it, the Heart Center has been a home for a wide group of individuals, all united by their interest in spiritual or cultural ideas.*

## About Michael Erlewine



### **Heart Center Library**

Erlewine also founded and directs The Heart Center Astrological Library, the largest astrological library in the United States, and probably the world, that is open to researchers. Meticulously catalogued, the current library project is the scanning of the Table of Contents for all major books and periodicals on astrology.

***The library does not have regular hours, so contact ahead of time if you wish to visit.  
Michael@erlewine.net.***

## About Michael Erlewine



### **The All-Music Guide / All-Movie Guide**

Michael Erlewine's devotion to studying and playing the music of Black Americans, in particular blues, led to his traveling to small blues clubs of Chicago and hearing live, blues greats like Little Walter, Magic Sam, Big Walter Horton, and many others. He went on to interview many dozens of performers. Much of this interviewing took place at the Ann Arbor Blues Festivals, in 1969 and 1970, the first electric blues festivals of any size ever held in North America, and then later at the Ann Arbor Blues & Jazz Festivals.

With their extensive knowledge of the blues music, Erlewine and his brother Daniel were asked to play host to the score or so of professional blues musicians and their bands. They were in charge of serving them food and (of course) drink. Michael went on to interview most of the performers in these early festivals, with an audio recorder, and later on with video.

The interviewing led to more study and ultimately resulted in Michael founding and developing AMG, the

## About Michael Erlewine

All-Music Guide, today the largest single database of music reviews and documentation on the planet.

Erlewine started from a one-room office, and the reviewers and music aficionados of the time laughed at his attempt to cover all music. But he persisted, and the All-Music Guide appeared as a Gopher Site, before the World Wide Web even existed—a database of popular music for all music lovers.

Over the years AMG grew, and the All-Movie Guide and All Game Guide were born, and also flourished. Later, Erlewine would create ClassicPosters.com, devoted to the history and documentation of rock n' roll posters, some 35,000 of them.

These guides changed the way music was reviewed and rated. Previous to AMG, review guides like the "Rolling Stones Record Guide" were run by a few sophisticated reviewers, and the emphasis was on the expertise of the reviewer, and their point of view. Erlewine insisted on treating all artists equally, and not comparing artist to artist, what can be important, Michael points out, is to find the best music any artist has produced, not if the artist is better or worse than Jimmie Hendrix or Bob Dylan.

Erlewine sold AMG in 1996, at which time he had 150 fulltime employees, and 500 free-lance writers. He had edited and published any number of books and CD-ROMs on music and film. During the time he owned and ran AMG, there were no advertisements on the site and nothing for sale. As Erlewine writes, "All of us deserve to have access to our own popular culture. That is what AMG and ClassicPosters.com are all about." Today, AMG reviews can be found everywhere across the Internet. Erlewine's music collection is housed in an AMG warehouse, numbering almost 500,000 CDs.



## Heart Center Meditation Room

*Michael Erlewine has been active in Buddhism since the 1950s. Here are his own words:*

*“Back in the late 1950s, and early 1960, Buddhism was one of many ideas we stayed up late, smoked cigarettes, drank lots of coffee, and talked about, along with existentialism, poetry, and the like.*

*“It was not until I met the Tibetan lama, Chogyam Trungpa Rinpoche, in 1974 that I understood Buddhism as not just Philosophy, but also as path, a way to get through life. Having been raised Catholic, serving as an altar boy, learning church Latin, and all that, I had not been given any kind of a path, other than the path of faith. I hung onto that faith as long as I could, but it told me very little about how to live and work in this world.,*



About Michael Erlewine

***“I had been trying to learn the basics of Tibetan Buddhism before I met Trungpa Rinpoche, but the spark that welded all of that together was missing. Trungpa provided that spark. I got to be his chauffeur for a weekend, and to design a poster for his public talk.***

“More important, only about an hour after we met, Trungpa took me into a small room for a couple of hours and taught me to meditate. I didn’t even understand what I was learning. All that I know was that I was learning about myself.

“After that meeting, I begin to understand a lot more of what I had read, but it was almost ten years later that I met my teacher, Khenpo Karthar, Rinpoche, the abbot of Karma Triyana Dharmachakra Monastery, in the mountains above Woodstock, NY. Meeting Rinpoche was life-changing.



### **Heart Center Symbol**

“It was not long after that we started the Heart Center Meditation Center here in Big Rapids, which is still going

## About Michael Erlewine

today. My wife and I became more and more involved with the monastery in New York, and we ended up serving on several boards, and even as fundraisers for the monastery. We helped to raise the funds to build a 3-year retreat in upstate New York, one for men and one for women.

“We also established KTD Dharma Goods, a mail-order dharma goods business that helped practitioners find the meditation materials they might need. We published many sadhanas, the traditional Buddhist practice texts, plus other teachings, in print and on audio tape.

Years have gone by, and I am still working with Khenpo, Rinpoche and the sangha at the Woodstock monastery. Some years ago, Rinpoche surprised my wife and I by telling us we should go to Tibet and meet His Holiness the 17th Karmapa, and that we should go right away, that summer, and I hate to leave the house!

That trip, and a second trip that followed some years later, turned out to be pilgrimages that were also life changing. Our center in Big Rapids has a separate building as a shrine room and even a small Stupa; pictures are shown below.

I can never repay the kindness that Khenpo Rinpoche and the other rinpoches that I have taken teachings from have shown me.

## **Music Career**

## About Michael Erlewine



Michael Erlewine's career in music started early on, when he dropped out of high school and hitchhiked to Venice West, in Santa Monica, California, in an attempt to catch a ride on the tail end of the Beatnik era. This was 1960, and he was a little late for that, but right on time for the folk music revival that was just beginning to bloom at that time. Like many other people his age, Erlewine traveled from college center to center across the nation: Ann Arbor, Berkeley, Cambridge, and Greenwich Village. There was a well-beaten track on which traveled the young folk musicians of the future.

Erlewine, who also played folk guitar, hitchhiked for a stint with a young Bob Dylan, and then more extensively with guitar virtuoso and instrumentalist Perry Lederman. Erlewine helped to put on Dylan's first concert in Ann Arbor. He hung out with people like Ramblin' Jack Elliot, Joan Baez, The New Lost City Ramblers, and the County Gentlemen.

In 1965, the same year that the Grateful Dead were forming, Michael Erlewine, his brother Daniel, and a few others formed the first new-style band in the Midwest,

## About Michael Erlewine

the Prime Movers Blues Band. Iggy Pop was their drummer, and his stint in the band was how he got the name Iggy. This was the beginning of the hippie era. Michael was the band's lead singer, and played amplified Chicago-style blues harmonica. He still plays.

Erlewine was also the manager of the band, and personally designed and silkscreened the band's posters, one of which is shown below.

The Prime Movers became a seminal band throughout the Midwest, and even traveled as far as the West Coast, where the band spent 1967, the "summer of Love," playing at all of the famous clubs, for example, opening for Eric Clapton and Cream, at the Fillmore Auditorium.

As the 60s wound down, and bands began to break up, Erlewine was still studying the music of American Blacks, in particular blues. Because of their knowledge of blues and the players, Michael and his brother Dan were invited to help host the first major electric blues festival in the United States, the 1969 Ann Arbor Blues Festival. They got to wine and dine the performers, and generally look after them.

Michael interviewed (audio and video) most of the players at the first two Ann Arbor Blues Festivals, they included: Big Joe Turner, Luther Allison, Carey Bell, Bobby Bland, Clifton Chenier, James Cotton, Pee Wee Crayton, Arthur, Crudup, Jimmy Dawkins, Doctor Ross, Sleepy John Estes, Lowell Fulson, Buddy Guy, John Lee hooker, Howlin' wolf, J.B. Hutto, Albert King, B.B King, Freddie king, Sam Lay, Light-nin' Hopkins, Manse Lipscomb, Robert Lockwood, Magic Sam, Fred Mcdowell, Muddy Waters, Charlie Musslewhite, Louis Myers , Junior Parker, Brewer Phillips, Otis rush, Johnnie Shines, George Smith, Son House, Victoria

## About Michael Erlewine

Spivey, Hubert Sumlin, Sunnyland Slim, Roosevelt Sykes, Eddie Taylor, Hound Dog Taylor, Big mama Thornton, Eddie Vinson, Sippie Wallace, Junior Wells, Big Joe Williams, Robert Pete Williams, Johnny Young, and Mighty Joe Young.

### **Email:**

Michael Erlewine can be reached at  
[Michael@Erlewine.net](mailto:Michael@Erlewine.net)