

# COTS staff instructions

## ingredients:

a 3 foot long hardwood dowel, 1" diameter

a 1" piece of 1" OD (outside diameter) galvanized iron plumbing pipe

a leather bootlace at least 12" long

tools:  
a bottle of mineral oil

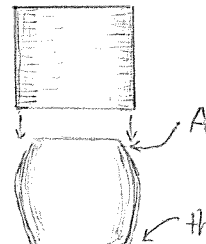
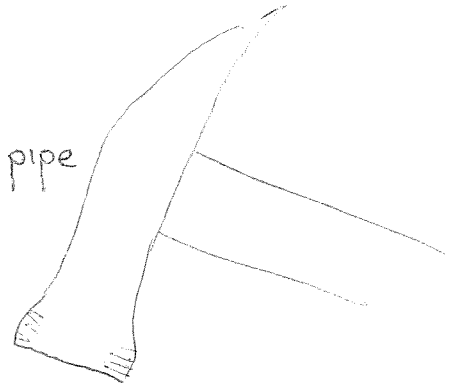

two files, one round, one flat

a hacksaw

a  $\frac{3}{8}$ " drill

you can either cut the pipe yourself out of a chunk of pipe nipple, or you can have the hardware store cut it; if the latter, you'll need to file down the lip that the cutters leave. File the end of the staff as shown, so that the top (A) just barely fits inside the pipe; then hammer the pipe down. As peels of wood come off, file them off and keep hammering. Once it's solidly down again the edge, oil the staff (and especially the end) with mineral oil; this will swell the wood against the pipe and seal the pipe in place.

The hole for the thong goes 1" from the other end. Put both ends of the bootlace through the hole, leave a generous loop, and knot.



this edge needs to fit flat against the edge of the pipe.