

The Evil Eye – Secret Looks and Gestures to Gain Hypnotic Power Over Anyone

The Evil Eye:

Secret Looks and Gestures to Gain
Hypnotic Power Over Anyone

The Hypnotic Thief

Let's start with a look at the video featured on the sales page for "Forbidden Patterns 2"

You may watch it here.

Right away, around the 13 second mark, you can see the robber lean in close while his left elbow close to the cashier with his left forearm sort of "hanging" loosely.

Then, around the 20 second mark you can see him pulled back. He starts motioning with his right hand, index finger extended. The news mentions that he uses "hand gestures."

They didn't get into detail, either because they're too ignorant to know what he was doing or because they don't want the public to get any ideas.

Anyways... the first thing the robber is doing is leaning in close to create his own "private world" with the cashier.

This is done to quickly create an aura of "secrecy" around you and your target. It's a risky move that is best tried by those experienced with hypnotizing people quickly, but the only way to gain experience is to practice.

He simply leans in, uses the left arm motion, and asks for what he wants – the money. After he gets it he uses the right hand/index finger gestures to confuse her and make sure he will be able to exit the store without trouble.

This business of hypnotic robbery has been going on in Italy for decades – the first reported case was back in the 1950's!

There are simple but deadly effective ways to practice these skills before trying to use them “all the way” in a real world scenario.

The hypnosis gangs in Italy start their prospective members off by having them go to crowded malls or tourist areas, and they practice going up to strangers, using the same techniques/gestures on the video, and ask them for a 1 Euro coin.

There's nothing illegal about asking for 1 Euro, and in the busier areas it's easy to approach well over 100 people in a single day.

Once they consistently get a coin from at least 40% of the people they ask (they also learn how to spot marks during this process, obviously) they are ready for the “real” jobs like you watched in the video.

It has also been reported that hypnotic robbers simply repeat the phrase “Give me... Give me... Give me...” over and over again while employing the gestures.

Cashiers are especially susceptible to this form of hypnosis because their jobs are very repetitive and when someone comes along who is able to throw a wrench into things, they don't know how to cope with it.


The professionals also experiment with eye contact. Everyone has different “looks” they can give people to get the results they want. Approaching 100 people a day to ask for money gives one ample opportunity to practice eye contact methods.

There are a multitude of hand gestures that have been created and/or used by secret societies over the years. What follows are just some examples. Try these during your patterning and watch your success skyrocket.




Angela Merkel – Chancellor of Germany

The Evil Eye – Secret Looks and Gestures to Gain Hypnotic Power Over Anyone



royal master



select master



2 finger = no



1 finger = ok



sublime knights
elected




SIGN OF PRAISE



MARK MASTER

secret monitor



GRAND PONTIFF

Masonic Signs of Recognition


The Evil Eye – Secret Looks and Gestures to Gain Hypnotic Power Over Anyone

Hand gestures and sign use by gangs in america

The American Sign Language was first used by Aryan Brotherhood prison gang members nearly 30 years ago as a method of secret communication. Some gangs use hand signs borrowed from this form of communication.

A		E		I		M	
B		F		J		N	
C		G		K		O	
D		H		L		P	
Q		U		Y			
R		V		Z			
S		W					
T		X					

Nortenos



Mara Salvatrucha



Surenos



Almight Latin Kings



Black Gangster Disciples/ Gangster Disciples



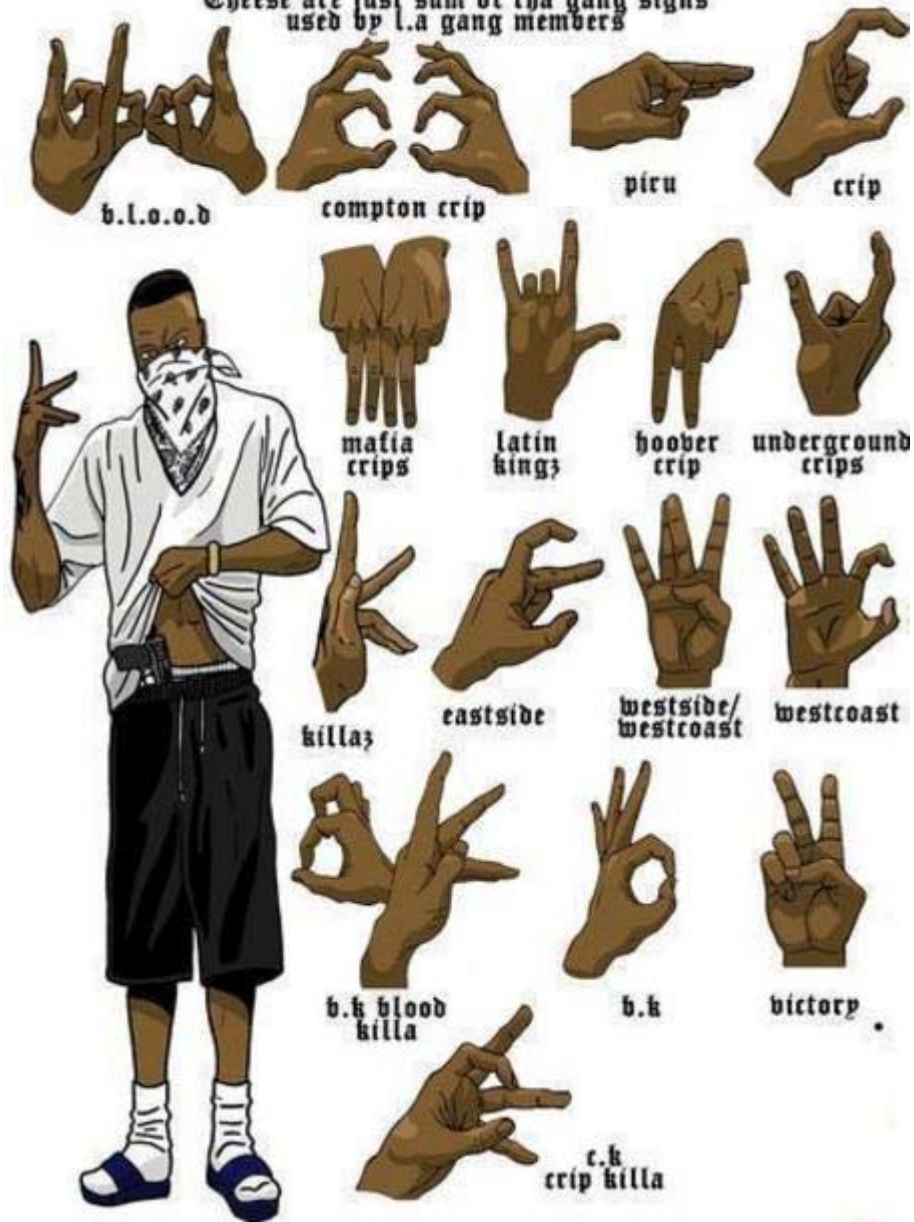
Crips Vs Bloods



The Evil Eye – Secret Looks and Gestures to Gain Hypnotic Power Over Anyone

Gang Signs

These are just sum of tha gang signs used by l.a gang members





The Order of the True Ivorites

The Evil Eye – Secret Looks and Gestures to Gain Hypnotic Power Over Anyone



Chola Bronze Statue Hand Positions

The Evil Eye – Secret Looks and Gestures to Gain Hypnotic Power Over Anyone

Asamyutha hastas



Pathakam



Tirupathakam



Ardhpathakam



Kartarimukham



Mayuram



Ardhachandran



Aralam



Shukathundam



Mushti



Shikaram



Kapitham



Katakamukham



Suchi



Chandrakala



Padmakosam



Sarpasirsham



Mrigasirsham



simhamukham



kangulam



Alapadmam



chaturam



Bramharam



Hamsasyam



Hamsapakshakam



Sandamsham



Mukulam



Tamarachuda

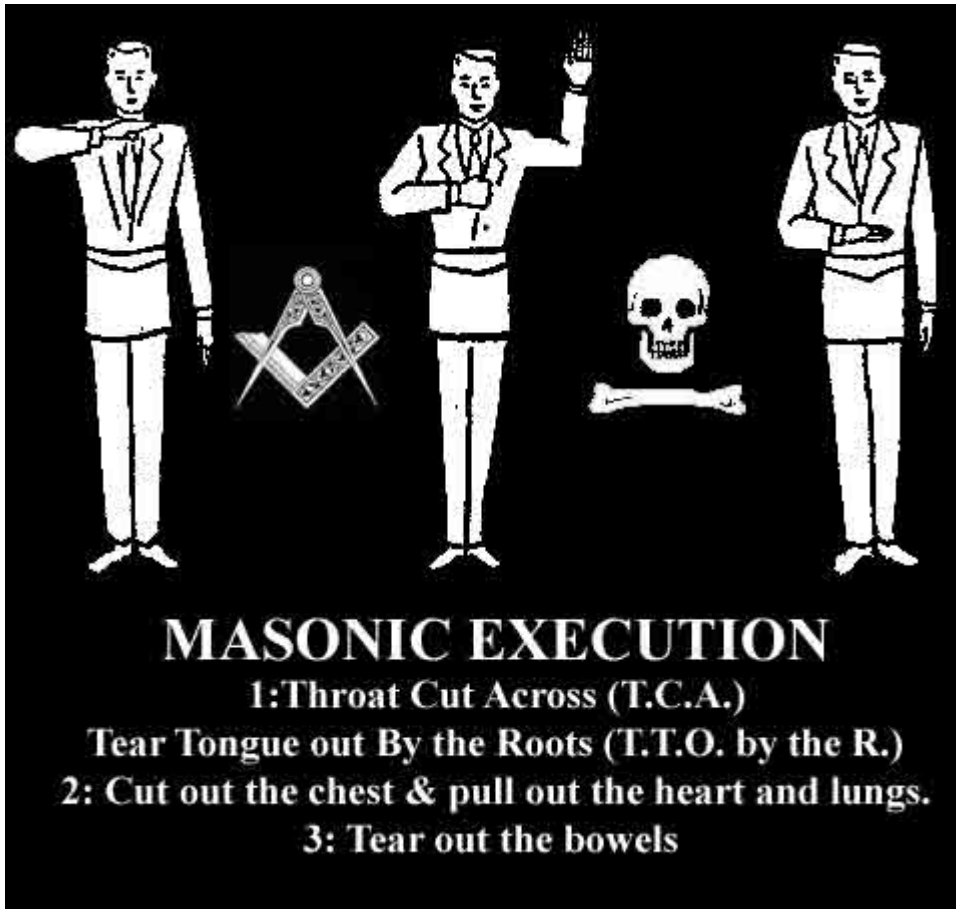


Trisoolam

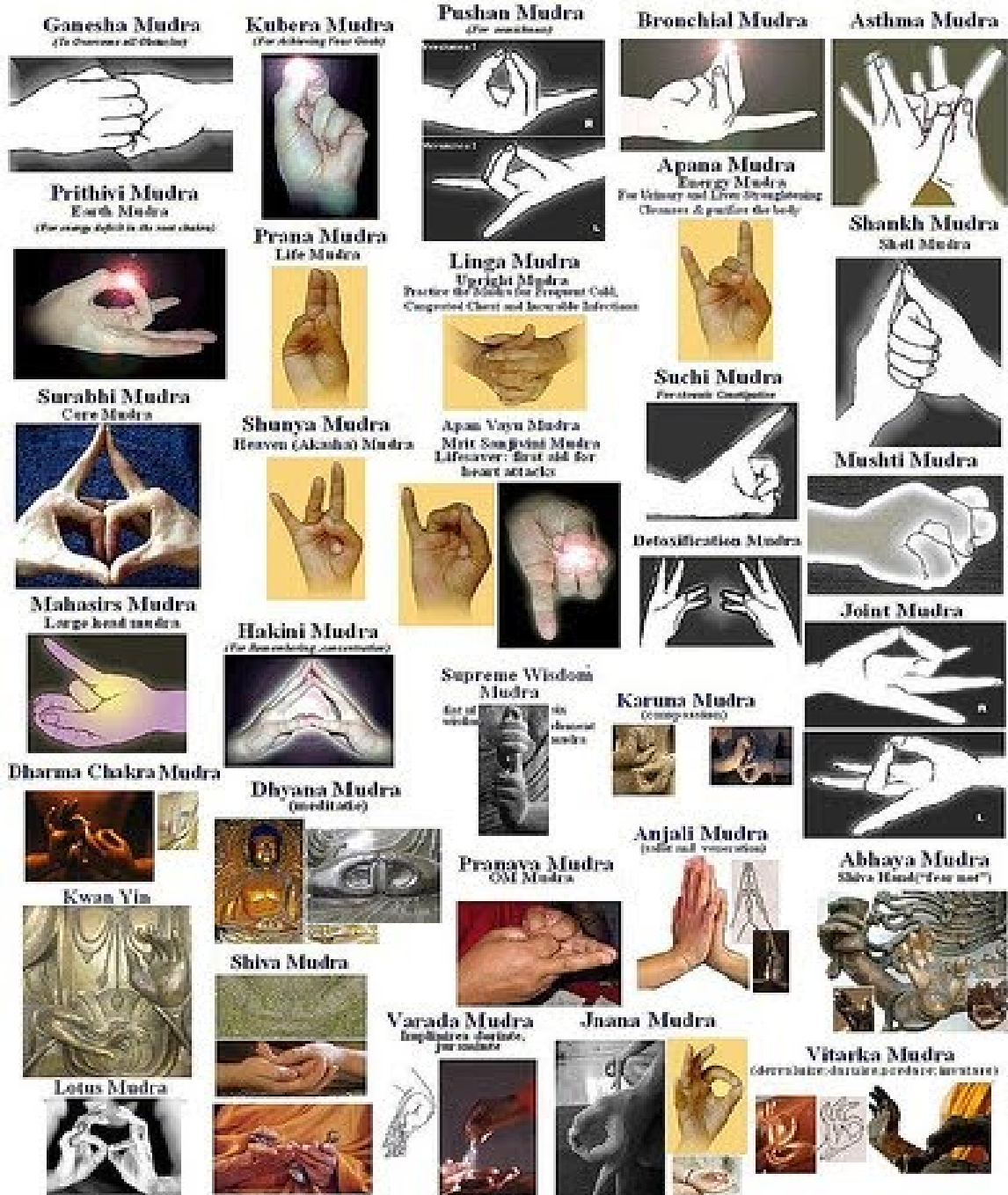
The Evil Eye – Secret Looks and Gestures to Gain Hypnotic Power Over Anyone



The Evil Eye – Secret Looks and Gestures to Gain Hypnotic Power Over Anyone



The Evil Eye – Secret Looks and Gestures to Gain Hypnotic Power Over Anyone



The Evil Eye – Secret Looks and Gestures to Gain Hypnotic Power Over Anyone



Chirolgia – Rhetorical Hand Gestures

The Evil Eye – Secret Looks and Gestures to Gain Hypnotic Power Over Anyone

The Evil Eye – Secret Looks and Gestures to Gain Hypnotic Power Over Anyone