

THE

DARK SIDE

of the MOON

A Complete Course

in Magic &

Witchcraft

Basil Q. Crouch

**THE DARK SIDE
OF THE MOON**

**A Complete Course in
Magic & Witchcraft**

BASIL E. CROUCH

**Copyright © 1987
FINBARR INTERNATIONAL**

Views expressed herein are those of the author and not of the publisher

CAUTION

The reader is advised to think carefully before following this book's instructions. It is most inadvisable for emotionally disturbed persons to attempt to perform the rituals herein.

PLEASE NOTE:

The herbs and incenses mentioned in this book can be obtained from CELTIC CONNECTION Dept. 110, P.O. Box 277, Windsor SL4 6PL, England who provide a worldwide mail order service.

Readers wishing to contact the author may do so by addressing correspondence care of Finbarr International, address on back cover of this book.

THE DARK SIDE OF THE MOON

The data in this book is authentic, many of the ceremonies were undertaken by young female witches and male students of the occult, under the supervision of an Occult Master. The results they established, and which are recorded in this book, can be achieved by anyone, providing that they have nerve, patience and the ability to carry out the written instructions exactly.

The phenomena, or magic, is the result of a certain phase of mind. The ceremonies help to achieve this, much sought after, state of mind. It can only come through practice, incantation or ritual.

In very rare cases it can be spontaneously evoked by the subconscious mind. However, such spontaneous action can not be controlled, which is dangerous, whereas the achievement of the necessary phase of mind, through ceremony, is the result of a disciplined mind that is under control at all times.

THE DARK SIDE OF THE MOON

FOREWORD

This book is dedicated to all those who wish to change the pattern of their life for self betterment.

Let me state clearly that I have had no literary training or education, so, if at times my words seem crude, please bear with me and remember that the incidents I relate are taken from the raw facts of life.

If I state that a certain ritual will produce specific results it is because I have actually taken part in a similar ritual which produced like results.

The rituals described in this book can be dangerous for the unwary, but if the instructions are faithfully adhered to then no danger can ensue.

True Magic works; it produces powerful results because it makes use of a phase of mind that is unknown to the layman. This phase of mind links with, and controls, powerful esoteric forces. These forces can destroy life and material objects but, if used for the betterment of mankind, they will bring peace and happiness to all who seek them.

I assume those who read this book will do so for one of two reasons; either for the interest it provides, or because they wish to become a magician in their own right. To those who wish to do so, I promise you are stepping on a path that knows no end — it is beyond life, beyond death. It is for ever.

To those few I say, follow the instructions given, and practice. In a short time you will experience a new force coming into your life. To you, dear reader, I say “Go to it, let pure magic fill your life and bring you the peace and joy that it has given me.”

You will read of things beyond normal understanding, but I will endeavour to give you the facts of like experiments, their results, and indications of where to find the true facts.

CHAPTER ONE

It was a dark, dismal evening and few people were abroad in the city. A drizzling, misty rain was keeping most people in by their firesides. She leaned on the low parapet looking down on the dark, oily, swirling waters. A low sob escaped from her lips as she climbed up onto the parapet. Leaning forward she closed her eyes and began to topple. Suddenly a firm strong hand fell upon her shoulder, she struggled lightly but another hand grasped her other arm and the owner of the hands bent forward and whispered in her ear, "Missy, don't do it. There is a far better way."

Strong arms gently lifted her from the parapet and stood her on her feet. Sobbing uncontrollably she buried her face in his shoulder. He let her cry for a few minutes then, lifting her face with a finger under her chin he said, "Enough now, enough. Dry your eyes, Missy. What you need is a strong drink. Come on, I will get you that drink and then we will sort it all out."

He took her by the arm and led her off the bridge and down the street towards a tavern. Going in he ordered a brandy for the girl and a whiskey and soda for himself. He let her sip her drink in

silence for a while then said “Well now Missy, what was it all about?” She dried her eyes, straightened a stray lock of hair that had fallen over her forehead and, in a low voice, commenced her story: “My name is Mary and I lost my job several weeks ago. I live in a basement room and I’m up to my eyes in debt. My landlady cut off both the gas and electricity in my room long ago. I have been unwell for a while now and my landlady now says that unless I pay the arrears of rent for the room she will throw my belongings out onto the street at the end of the week.”

Suddenly the tears came again. After a minute she continued, “This morning I went to the Post Office to cash my social security cheque and coming home I was mugged by three boys. They stole all my money so I have nothing to buy food with, let alone to pay the rent arrears. I can’t face up to life any longer. It’s the end for me. I have no friends now that I am out of work and in need. My parents died four years ago, killed in a car-crash along with my younger sister. I am ill, hungry and have nowhere to turn, and all I want is to finish it all. Oh why did you stop me?” He didn’t answer that question, but said “Drink up and we will go and get some supper.”

Taking her arm in his he led her from the tavern and in due course they entered an all night cafe where he ordered two large dinners. Nothing was said until, dinner being over, coffee was produced. Then he said “Now that you have eaten and are feeling somewhat better I have a proposition for you. I am a witch — a High Priest actually — an I have and important ritual to perform. I need the help of a female and I am going to ask you to be that female. Now, let me finish before you answer. Let’s say that I can put an end to all your troubles and I can make you rich. I can promise that you will never be short of money ever again. You can have money, fine clothes, good health..., in fact you can have anything you fancy. Yes, I mean that — anything.”

“Now what are you prepared to give to obtain all those things? Think about it — you can have whatever your heart desires. What is that worth to you?”

She did not hesitate. “For that,” she answered, “I would give anything you ask. I will do anything to gain that.”

“Good” he replied, “Come with me and I will explain just what this ritual entails.” They left the cafe arm in arm and walked through the dismal, wet streets to his flat.

Entering the flat he switched on the electric fire and seating her in a deep, comfortable armchair he produced a book and placed it in her hands. “This is a book about Greek Mythology. Turn to the page about the Greek goddess of the moon — Celene. I want you to read all about her. Take your time as I want you to know her well, very well. Don’t worry about her twin brother Artemis, it is Celene we are dealing with.”

“You can stay here tonight — there’s plenty of room on the settee. I will give you a blanket and you can leave the fire on. I’m off to bed now, so I’ll leave you with the book. In the morning I will explain just what you have to do to gain all you want in this world. So for now I bid you goodnight.”

The next day he took her to the cafe for meals, and after dinner he said “Now to business. This evening, at exactly ten minutes past nine, I have to perform the ritual that I need your help for. I take it that you now know all about our goddess Celene. At a quarter to nine I must start the ritual. What you have to do is very simple; just listen to me and then at nine o’clock exactly you must hand your body over to Celene. At this time you must say ‘Celene, I willingly give my body to you to use as you please. In return please look upon me as a child of Earth desperately in need of your powers, Celene. Please give to me all that I wish, and I give you my earthly body. Let this be a covenant between us. Let the ritual commence. I lay my naked body before thee. O Goddess, take me. Use me. Willingly I surrender my body to thee.’”

Mary lay naked on the floor near the fire while he knelt beside her and started the ritual. “Celene, goddess of the Moon, Huntress of old, who slayed the seven maidens who would usurp your powers. Harken to me this night. I give unto thee this maiden’s body. There shall be no sacrifice other than this body, which I give over to thy care. Listen unto me, and this is my plea.”

He produced five candles and, lighting them, he placed one at the girl’s head then, spreading out her arms and legs, he placed a candle at each hand and foot. He laid his naked body on top of the girl and

recited "I am now one with pure mind. I and this maid are immersed with the spirit of fire. We are one with the spirit of life, love and wisdom — beyond the knowledge of men. I acknowledge this all consuming power and now ease my body into its divine and perfect law."

"I will affirm the truth behind the ancient gods. I affirm that I am created by divine creatures, therefore I am pure in spirit and being. I deny that I have inherited disease, sickness, ignorance or any mental limitation. I will not deceive myself with thoughts of weakness. O Celene, perish, from my world, all thoughts of failure. From this time on I am free of them all."

Kissing the girl's breasts, eyes and lips they became one and whispered "I vibrate with harmony and wholeness. I am now free with the knowledge of all that is good. Selfishness, envy, malice, jealousy, pride, avarice, arrogance, cruelty, hypocrisy and revenge are no longer a part of my understanding. I am in tune with life. I am in tune with divine spirit, nothing but divine order shall prevail in my life. So let it be. Prayer will enable me to keep my thoughts pure."

He raised up from the girl. She lay as if in a trance. He gathered up the candles and, blowing each one out, he laid them on the girl's stomach for a moment. He then wrapped them in paper and put them aside. On the next day he would bury those candles on sacred ground, in a churchyard, for so it is written in the Book of Shadows.

In a short time the girl awoke from her trance-like state. They dressed and went out to supper. They parted then. He gave her a £5 note with which she could buy food and begin to pay the rent. Two days later she spent the last of that £5 at a bingo hall and won £700. She bought herself a new outfit and left her dull room. She applied for, and got, a job in a hotel as a receptionist. In less than a week she had accumulated over £200 in tips. In less than a month she was driving her own sports car. A year later she married and now she is the owner of a large hotel in a busy market town.

A strange story, but very, very true — Author.

JASON

It was a cold, wet evening in late September and I was seated in a comfortable armchair in front of a log fire, listening to the rain lashing at the window. My tabby cat was sitting on my knee purring loudly and enjoying the warmth. Suddenly the 'phone rudely disturbed the peace with its insistent ring.

I lifted the receiver and an urgent voice said, "I must see you right away." "Hold on a moment, who are you?" I asked. "Never mind" said the voice, "It's imperative that I see you at once." "Sorry," I replied "but I've had a hard day. Can't it wait until the morning?" "No. I tell you it's urgent," insisted the voice. "I'm sorry," I said "but I can't see anyone tonight. You will have to wait until morning. I'm sure it can wait."

I was about to replace the receiver when the voice loudly exclaimed the mystic word 'SIBSI-GRAA'.

(Roughly translated 'Sibsi-graa' means 'Covenant of the moon' — Author.)

"Who told you about that word?" I asked. The voice said "That doesn't matter, but I must see you now."

So I complied as there was nothing else that I could do, after hearing that esoteric word of the angels.

The voice belonged to a young woman. She came out of the storm wet and breathless. "I am really sorry to bother you," she said "but it is a matter of life and death. It concerns a great friend of mine, a woman in dire straits, and unless something is done she will kill herself."

"And just what am I supposed to do about that?" I asked. "Save her" the woman replied. "Well", I said "that would seem a rather tall order, but suppose you tell me just what the trouble is, then I may be able to help a little." "A little!" she cried, "You know more about the dark side of witchcraft than anyone I know of, and if you can't help her you must know who can."

I put the kettle on, and over a cuppa the story unfolded.....

"My friend is married but her husband has walked out leaving her with huge debts. She has no means of support whatsoever, not even money for food. There is a mortgage to be paid and the bank

will foreclose on the house unless payment is forthcoming.”

“Her husband has told her that he cannot support both the girl he is with and the mortgage repayments, so she will have to find somewhere else to live. It is a pity but that is how he feels. My friend is contemplating taking her life. Please, please help her. The people who gave me that ‘password’ have told me that you can help her, so I beg you...”

“Let me think a moment” I said, and took out my diary and turned to a certain page. “Tell your friend I can help her, but she must be prepared to do as I ask. In four days time she will have to help me with a particular project. In the meantime I shall see the bank, on her behalf, and get them to withhold foreclosure for a couple of weeks. I shall see other people on her behalf too. Tell her to stop worrying as everything will be all right.”

I showed my visitor to the door and, bidding her goodnight, I returned to my seat by the fire.

Jason was a rich man, a very rich man. Jason lived in a large house set in its own vast grounds on the edge of town. He employed two gardeners, a cook, three maids and, because his wife was an invalid, he employed an elderly woman as a companion to comfort her at all times.

He drove a large car and gave money to charity. He was well liked by all who came into contact with him, but then Jason was a magician who practised black magic. At least once a month, when the moon was full, Jason held a party and many cars could be seen drawing up at his house. Of course it was rumoured, in the town, that strange things took place at these parties. Many wild yarns were put about by the townfolk, but very few knew the truth...

It was a Sunday afternoon when Jason called on Doreen, the woman who needed help because her husband had left her. Plans were laid for a ritual to take place on the Monday afternoon. This is an account of that ritual.

Jason drew a large circle on the floor. It was a double circle — one being a little smaller than the other. In between the circles he laid pieces of paper on which many strange names were inscribed. He told Doreen to remove her clothes and to step into the circle.

He warned her that on no account must she step out of the circle until he gave her permission.

She was told to kneel and her hands were bound behind her back with red cord. Two more cords were produced — one was tied around her left leg, mid way between her hip and knee; the other was knotted tightly around her right ankle. All the cords were tied so that the flow of her blood was restricted.

The ritual proceeded. First Jason asked her if she would willingly become the bride of Horus. She consented and was blindfolded. Jason laid her gently on the floor then, lighting five candles he placed them around her — one at her head, one at each foot and one at each shoulder.

By this time Doreen was growing faint, due to the restricted blood flow around body. Jason knelt by her side saying "Listen to me, listen to me. Repeat after me 'Horus, radiant son of heaven, pervade this body. Cover me with your armour of light, fight for me in the cause of freedom, heal my spirit, comfort my wounds, revive me when I fall. To you I give my body. Take me, use me and, in return, reward me'."

He laid on her and, kissing her, they became one. After a while he rose and untied the cords. In a short time she revived and then he made her kneel in the centre of the circle once more. Taking off the blindfold he knelt in front of her and kissed her breasts, then her lips saying "Blessed be thy breasts that feed the infant child. Blessed be thy lips that form the words of prayer. Now repeat after me: 'homage to thee Lord Horus, thou who art more powerful than all the heavenly beings, thou art more glorious than the gods of Annu.

" 'Grant unto me a pathway whereon I may walk in peace, for I am now true unto thee. I will not wittingly speak of lies, nor will I deceive thee. Each day I will light unto thee a white candle and, when lighting it, I will pray unto thee saying, O Horus, mighty god of old, I, thy earthly bride, from the realms of mortals, salute thee'."

Jason then seized her by the hair and forced her head to the floor. He took a whip, composed of leather lashes, and struck her hard across the shoulders. As she began to cry he said "To be the bride of Horus you must be humble. To learn you must suffer." He

struck her seven times then left her lying on the floor while he began to disassemble the circle.

Finally he raised her up and, giving her time to dry her eyes, he said "Now blow out the candles saying 'blessed be' each time you do so."

Doreen did as he asked and then Jason took her in his arms and said "Tomorrow afternoon, at a quarter past three exactly, I shall call and we will go to bed. You will give yourself to me in the name of Horus. It must be at 3.15 exactly. After that you will be free and I will not see you again unless you need me. After tomorrow you are free to go your own way. After tomorrow you will be under no obligation to me, or any other person."

The following day the final part of the ritual took place and they duly parted, each going their own way. On the day after that — Wednesday — she was asked if she would like to join a syndicate that was forming to enter the football pools. She took one share and the syndicate won several thousand pounds the same weekend. The following Wednesday she received her cheque for the seven thousand pounds that was her share of the pools, and on Saturday her husband returned having quarrelled with his mistress.

During the next few days her husband was offered, and accepted, a well paid post with an engineering firm. It was only a matter of weeks before he was promoted and he is now the manager of that company.

Doreen invested some of her money in a dressmaking firm. She is now the owner of a shop retailing the dresses from the factory she half owns.

Such is the power of black magic. It can be used to obtain any result. It is a case of the mind being far more powerful than is generally known by the uninitiated.

Once again we have a strange story. It is true in every detail. I have had first hand experience of this ritual — Author.

REBECCA

Bob Wilson and Johnny Lee were known as 'gypos'. They were members of one of those nomadic tribes of people who travel the land with their caravans. They are wrongly referred to as gypsies. They class themselves as 'travellers' but, whatever they are called, one thing is certain — they are thoroughly disliked wherever they go.

The particular tribe to which these two belonged had camped in a field at the edge of the town. The field belonged to Tom Hobden, a local farmer. He had had them removed from his property, with the Police's help, and that should have been the end of the matter but...

Two days later, as dusk settled, Bob and Johnny crept up to the farm buildings and set two hay-stacks and a barn alight. Then, in the gathering gloom, they fled across the fields to their car which they had left on the road close by. They drove back to their tribe which had settled on the roadside some miles distant.

However, they had been seen leaving the farm by two people, and the police had come across their waiting car and taken down the number. In a very short period the two things were linked and Bob and Johnny were arrested. They were brought before a magistrate and were remanded for the quarter sessions as their crime was too great to be tried by the local court.

Johnny had a young and pretty wife called Rebecca. Rebecca was the grand-daughter of the tribe leader, who was also the tribe's seer. The whole tribe would consult Rebecca's grandmother on all important matters and she would use the Tarot cards to help them. In due course Rebecca sought out her grandmother for advice.

Rebecca was told to go and find rosemary and petals from both white and red roses. The rosemary was placed in a bucket of water and the bucket was set in the moonlight on three separate evenings. The rosemary was then taken from the bucket and burnt on the camp fire.

Next her grandmother took several pieces of paper and divided them into two piles. On each piece in one pile she wrote 'ZONRENG' and on the others 'OHIO'.

(Roughly translated 'Zonreng' is 'Delivered' and 'Ohio' means 'Judgement is woe'. It seems as if some of these tribes go back to ancient times as they use words, in their magic lore, that were reputedly used by an ancient super race. — Author.)

She folded each piece of paper around some of the rose petals and then wrapped the whole in a ball of clay. Very soon she had many balls of clay and she dropped them, one by one, into the bucket of water.

The old lady seated herself beside the camp fire with the bucket next to her. She patiently waited until, finally, a piece of paper and attendant rose petals floated to the surface. She plucked the paper from the water, unfolded it and read the word 'Zonreng'. She then scooped up the white rose petals and told Rebecca to place them on her breasts to dry. When they were dry Rebecca scattered the petals in the wind.

Two days later Rebecca met Jason.

She was out selling flowers and happened to call at Jason's house. Jason greeted her on the lawn, saying "I have been waiting for you. I have an idea that you are in deep trouble."

"Yes" replied Rebecca, "It is my husband that is in dreadful trouble. Can you help him?"

"Surely" smiled Jason. "If you will come with me to my study I am sure we can sort this problem out for you."

Rebecca was asked if she would take part in a magic ceremony and a ritual. She agreed, and plans were made for them to meet in three days time, as the moon entered its first quarter.

Three days later Rebecca entered Jason's study again. The floor was covered with a linen cloth on which a large circle was drawn. Around the circle certain words were placed and there was a cross in the centre. The cross had four equal arms, one of which ended in an arrow. Jason explained that the arrow should point to the North as that was the direction that all evil came from.

Rebecca was ordered to remove all her clothes and then she was bound, hand and foot, and blindfolded. She knelt in the centre of the circle.

She repeated the following words after Jason: "I, a child of the Earth, do willingly surrender my body to those who inhabit the

realms above the Earth. Into your care I surrender my body; draw, from me, all the energy that you need to carry out the commands which shall be given to you.

“I, Rebecca, command you by the power of the ancient ones. Go to my husband and surround him with thy power. Let no harm come to him, be thou a protection over him, deliver him from those who would persecute him and let him live in peace and security. In return I give you my body to do with as you wish.”

The bonds were taken from Rebecca and the blindfold was removed. She then lit three candles and placed them on three words of her choice. Holding two further candles in her hands, she laid down in the centre, spreadeagled, and whispered “Now is the hour. Take this my body and use it as you please, but grant unto me the things that I have asked. Blessed be.”

Jason knelt beside her, his eyes closed in prayer. He bent over her and kissed her eyes, her breasts and her knees. As he kissed her lips he said “As you so wished, as you have given your body freely, so your wish will be granted. From this minute you are free. Blow out the candles. It is done now. Dress and go about your business.”

Rebecca turned to him, with tears in her eyes “But my body was not used. Why was I rejected?”

“You were not rejected — the time wasn’t right. Some night a force will come to you and take you while you sleep. In the morning you will know that something strange happened, but don’t be alarmed, it won’t hurt you. It will merely draw, from you, the power it needs to carry out some request on this plane. Go home now. All will be well. Tell no-one what took place here and good fortune will attend you.”

In due course Johnny and Bob were brought before the court. Strangely, the witnesses could not be sure that it had been Johnny that they had seen running away from the farm. The police had to admit to the strange disappearance of the paper containing the number of the car they had seen parked on the nearby road. Finally, the case against Johnny was dismissed as no sure evidence could be produced. Bob, however, was found guilty of arson and sentenced to two years imprisonment.

Once again a very strange state of affairs, yet all, except the names, is perfectly true. — Author.

We now have three cases that we can study for similarities. In each case we find that five candles are used, there is a magic circle and a blindfold is worn.

The female body plays an important role in each case. It is bound and freely given. Intercourse is a part of the ceremony — even in the last case where it is suggested that intercourse will take place later and with an incubus.

Finally, there is the matter of timing and we begin to see that the moon's phase is important in deciding when the rituals shall take place.

CHAPTER TWO

PREPARATION FOR THE RITUAL

We have already seen that the female body is the source from which a strange power is drawn. In fact, in these rituals a vortex of unknown forces are released; forces that could destroy the person who dares call them forth. The instigator of each of the rituals we have read was safe from these supernatural powers because he was no ordinary man.

In the first case the man was a witch of high order — actually a priest of the Craft, and Jason is a magician.

It is not possible for anyone to become a witch until they have undergone initiation by another witch. In the Craft there are three degrees — a witch of the first degree can initiate a neophyte; a second degree witch can initiate a first degree witch; and a third degree witch can initiate a second degree witch; however, only a High Priest or Priestess can initiate a witch in the third degree. The making of a third degree witch by a priest is known as the ‘Great Rite’.

A magician does not have to be initiated by any other person, he must appeal directly to the gods of his choice.

I hope this clarifies things for you, and that it proves to you that I am fully conversant with all that takes place in the religion of witches.

And so to the preparation.

In all forms of ritual magic it is customary for the participants to wear robes. In the beginning a simple white robe, like a monk's habit in style, will suffice — my first robe was made from a white bed sheet. This robe will act as insulation from thought forces that may be about. Human thoughts are electric in nature and can be directed by the will.

The primary object of ritual magic is for the participant to attract the energies that are related to the gods and goddesses. These energies can then be directed to obtain favourable results. The would-be magician should decide which pantheon of gods he (or she) is going to work under. There are many deities to choose from, but it is advisable to choose just one — remember the old adage, 'between two stools one falls to the ground'.

There follows a list of the two most popular pantheons used today. Of course, there are other systems, such as the Solomonic one of old. The Cabala is still widely used but it is not thought to be one of the best. Old time magicians used it, and you can read about that, but there are few results to recommend it. This must all be taken as my personal view, but I advise that you should choose from the Roman, Greek and Egyptian pantheons, as this is where results are readily obtained.

THE TABLES

GREEK OR ROMAN GOD	SYMBOLIC CREATURE	INTENTIONS
Adonis..Apollo. His day — Sunday Planetary demon — Surgat.	Lion	To create harmony. To gain luck, peace and money. To regain youth and properties.

Associated with the sun

Diana. Her day-Monday. Planetary demon — Lucifer.	Frog	Astral travel. Knowledge seeking. Dreams. Theft. Safe journeys.
------------------------------------------------------------	------	-----------------------------------------------------------------------------

Associated with the moon

Diana should only be called upon when the moon is actually in the sky. Invoke for good — new to full moon. Invoke for destruction and the casting of spells on enemies — after the full moon. Before rising and after setting, Diana is represented by Hectate.

Ares..Mars. His day— Tuesday. Planetary demon — Frimost.	Horse, Wolf	To cause discord. To disrupt friendship. To cause war.
-------------------------------------------------------------------	-------------	--------------------------------------------------------------

Associated with the planet Mars

Hermes..Mercury. His day— Wednesday. Planetary demon — Astroth.	Swallow, Swift	Success in business, commerce and examinations. Raising familiars. Knowledge.
-----------------------------------------------------------------------------	----------------	-------------------------------------------------------------------------------------------

Associated with the planet Mercury

Poseidon..Zeus ..Jupiter. His day— Thursday. Planetary demon — Silchard.	Eagle	Ambitions. To gain health, luck and wealth.
--------------------------------------------------------------------------------------	-------	---------------------------------------------------

Associated with the planet Jupiter

Aphrodite..Venus. Her day— Friday. Planetary demon — Bechard.	Dove, Swan	To acquire beauty. To obtain love and pleasure. To gratify lust.
------------------------------------------------------------------------	------------	---------------------------------------------------------------------------

Associated with the planet Venus

Cybele..Rhea..Persep- hona. Her day-Saturday. Planetary demon — Nabam.	Crocodile.	Help with exams. Esoteric knowledge and the making of witches' tools.
------------------------------------------------------------------------------------	------------	--------------------------------------------------------------------------------

Associated with the planet Saturn

The demons should only be evoked for black magic or the casting of spells for destructive purposes.

It is possible to find pictures of all these ancient gods and goddesses, usually in books that deal with the myths of Greece and Rome. You (or an artistic friend) must draw each god or goddess that you want to use. This picture, or the god's representation, must be on your altar. The representations are good symbols to meditate on in quiet moments. You should also practise visualising each form when invoking the spiritual force or entity.

Below is a description of each god and goddess — this is the sort of picture you should draw.

Adonis..Apollo. Diana.	A king with a sceptre in his hand. A huntress with a bow and arrow in her hand.
Ares..Mars.	A man in armour or a king leading a lion.

Hermes..Mercury.	A king sitting on a bear.
Poseidon..Zeus..Jupiter.	An eagle or a dragon.
Aphrodite..Venus.	A young girl or an old hag.
Cybele..Rhea..Persephone.	A queen riding on a dragon.

THE FOUR ELEMENTS

ELEMENT	SYMBOLIC CREATURE
Earth.	Man.
Fire.	Lion.
Water.	Scorpion or snake.
Air.	Eagle or hawk.

PLANETARY SPIRITS AND ANGELS

PLANET	DAY RULED	SPIRIT.	ANGEL.
Sun.	Sunday.	Och.	Michael, Dardael
Moon.	Monday.	Phul.	Gabriel.
Mars.	Tuesday.	Phaleg.	Samael, Satael.
Mercury.	Wednesday.	Ophiel.	Raphael, Miel.
Jupiter.	Thursday.	Bethor.	Cassiel, Asasiel.
Venus.	Friday.	Hagith.	Anael, Rachiel, Sachiel.
Saturn	Saturday.	Aratron.	Uriel, Machatan.

Each planetary spirit or associated god/goddess has their own colour. Many people use a different colour robe for each god, but to wear an appropriately coloured cord with a white robe is fine. The simplest way of obtaining these cords is to buy skeins of wool in each colour that you require and then twist several strands to form a girdle. Alternatively, you can use coloured material folded into one inch wide strips.

As well as being associated with particular colours each god is associated with plants and perfumes.

It is important to collect all the things related to the deity that is

being evoked, and to ensure that they are on your altar, or in the consecrated circle when enacting the ritual. Most of these perfumes can be bought as incenses but, if you can't find the perfume you require in incense form, liquid scent will do.

The following table will supply you with the information you require.

TABLE OF COLOURS, PLANTS AND PERFUMES

NAME OF DEITY	COLOUR	PLANT	PERFUME
Adonis, Apollo.	Gold.	Sunflower. Angelica. Sundew.	Cinnamon. Aloes. Myrrh.
Diana.	Violet.	True love herb. Chickweed. Clary.	Frankincense. Camphor.
Hermes, Mercury.	Yellow.	Woody nightshade. Good Henry, also known as English Mercury.	Cinnamon. Cloves.
Aphrodite, Venus.	Emerald green.	Wild rosemary. Cherry trees. Columbine.	Sandalwood. Myrtle. Musk.
Ares, Mars.	Scarlet.	Barberry shrub. Sweet basil. All-heal, also known as wound-wort.	Tobacco.
Poseidon, Zeus, Jupiter.	Blue.	Herb-bennet. Bugloss.	Cinnamon. Balm. Cloves.

Cybele, Rhea, Persephone.	Indigo.	Crosswort. Black hellebore. Hemlock.	Henbane. Mandrake.
---------------------------------	---------	--------------------------------------------	-----------------------

ELEMENT	COLOUR	PLANT
Earth.	Green.	Red poppy. Rose.
Fire.	Orange. Scarlet.	Nettle.
Water.	Yellow.	All water plants.
Air.	Blue.	Mistletoe. Ivy.

Do not be discouraged by these pages of tables. They may seem mundane but they are not trivial. They are tables of reference for your future use, to help you recall the important elements of the chosen ritual.

Let me state here that, behind the elementary nomenclature, there hides a potent reality. It is as vital and as powerful as it was in the beginning of recorded history. Once you step on to the pathway of ritual you are dealing, not with banal, corny, cliché-ridden stuff, but with an all powerful, real magic — High Magic. It will take a little time to cope with the advanced techniques but you should find enough, from the very beginning, to make you happy. Soon after performing your first ritual you will find something new in your life. A strange peace and vitality will pervade your being and you will know that you are in touch with the power that is beyond all normal understanding.

Remember that a cosmic force is contacted by visualising its traditional form and that you can enrich your ritual by gathering together all the ‘ingredients’ needed. So, these tables will help you achieve the sacramental quality that is necessary when invoking the ancient gods.

For those of you who have difficulty with visualisation — try to obtain pictures of the planetary spirits. You can mount them on stiff cardboard and make a ‘plasticine’ base so that they will stand on your altar.

Any table can be used as your altar as long as you cover it with crepe paper in a colour appropriate for your ritual.

I had not intended to include zodiacal data but I think a short table may be of interest. As I wish to supply you with a complete work of practical magic I should include planetary times. I do not intend to go into the field of astrology but, if you feel that the planets are of primary importance, do buy a book on the subject. However, all that is necessary for ritual working will be found in this book.

SIGN	METAL	GEM	COLOUR	PLANT
Aries.	Iron.	Ruby.	Scarlet.	Sage. Geranium.
Taurus.	Copper.	Topaz. Emerald.	Red. Orange.	Mallow. Clover. Vervain.
Gemini.	Quicksilver.	Onyx. Alexandrite.	Orange.	Gladiolus. Orchid.
Cancer.	Silver.	Emerald. Turquoise	Amber.	Comfrey. Lotus.
Leo.	Gold.	Opal. Zirkon.	Greenish yellow.	Sunflower. Cyclamen.
Virgo.	Quicksilver.	Diamond. Chrysolite.	Greenish yellow.	Snowdrop. Lily. Narcissus.
Libra.	Copper.	Chrysolite. Jade.	Emerald green.	Aloe.
Scorpio.	Iron.	Cornelian. Malachite.	Greenish blue.	Hounds- tongue. Cactus.
Sagittarius.	Tin.	Carbuncle. Sapphire.	Blue.	Pimpernel. Rush.
Capricorn.	Lead.	Black opal. Tourmaline.	Indigo.	Sorrel. Thistle.
Aquarius.	Lead.	Lapis lazuli. Aquamarine.	Violet.	Fennel. Absinthe. Buttercup.

Pisces.	Tin.	Pearl. Amethyst.	Crimson.	Opium poppy. Birthwort.
---------	------	---------------------	----------	----------------------------

If you are unable to obtain any of the metals, plants etc. you can use pictures of them instead. This applies to the animals in the following table.

SIGN	SYMBOLIC CREATURE	PART OF BODY AND SYSTEM	HARMONIOUS SIGNS FOR BUSINESS AND MARRIAGE
Aries. Taurus.	Ram. Owl. Bull.	Head (cerebral). Neck.	Sagittarius. Leo. Capricorn. Virgo. Cancer.
Gemini.	Magpie. Hybrids.	Hands. Heart. Lungs. (Nervous Pulmonary).	Libra. Aquarius.
Cancer.	Crab. Turtle.	Breast. Stomach. (Digestive).	Pisces. Taurus. Scorpio.
Leo.	Lion.	Heart. Spine. Arms. Wrists. (Cardiac).	Aries. Sagittarius.
Virgo.	Virgin.	Hands. Intestines. Abdomen. (Alimentary).	Capricorn. Taurus.
Libra.	Elephant. Tortoise.	Lower back. Kidneys. (Renal).	Aquarius. Gemini.
Scorpio.	Scorpion. Wolf. Lobster.	Pelvis. Sex organs. (Generative).	Cancer. Pisces.
Sagittarius.	Dog. Horse. Centaur.	Hips. Thighs. Liver. (Hepatic).	Aries. Leo.
Capricorn.	Donkey. Goat.	Knees. Bones. Skin. (Bony).	Libra. Virgo. Taurus.

Aquarius.	Eagle. Man.	Ankle.	Libra. Aries.
	Peacock.	(Circulatory).	Gemini.
Pisces.	Dolphin. Fish.	Feet. (Hepatic. Lymphatic).	Cancer. Virgo. Scorpio.

Now that you know the type of ritual you need and which correspondences are required, you need to know the correct time for it to take place. It is common sense that you are asking for trouble if you perform a ritual involving love during the time of Mars (the planet of war and disruption). The timing of a ritual is important but there will be times when the need is too urgent to wait. Where possible rituals should be planned in advance to take advantage of the correct planetary movements.

Some advanced occultists take the planetary times very seriously indeed. They work out the rise and fall of each planet and note the position of the sun and moon. These occultists will, for instance, only perform a ritual involving Venus when Venus is exalted by Pisces.

There is really little need to go to such extremes. Provided that you choose the day and the hour carefully you should have no problems. In fact, for all normal purposes it is the day that is of primary importance. Even so, if the need is urgent, even this can be overlooked. It would be a very poor god that only listened one day a week! You can successfully invoke a god or force at any time as long as you have set up a circle containing the appropriate correspondences. I have given you the tables of the days and hours so you can take advantage of the extra power they will give if you are able to wait until that time to perform your ritual.

One last word — you must take the position of the moon into account. Rituals should only take place when the moon is actually visible in the sky.

It is easy to memorise the planetary days but the hours of each planet will take a little more work. Each day is split up into seven periods, starting with the appropriate planet and followed by each planet in turn. The day starts at sunrise and ends at sunset. In some systems the planetary periods are split into 12 equal times but you can choose for yourself. I advise the seven period system —

take the number of hours between sunrise and sunset and divide that number by seven to give you the length of each period in that day. For example: If sunrise is at 8 am and sunset is at 9 pm, there are 13 hours between the two. 13 divided by seven is 1.85. Therefore each period of your seven period day, on this occasion, would be 1 hour and 52 minutes long. The hours between sunset and sunrise are treated in the same way.

For your convenience there follows a table.

	SUNDAY	MONDAY	TUESDAY	WEDNESDAY
PLANETARY				
RULER	Sun.	Moon.	Mars.	Mercury.
Sunrise.				
1st period.	Sun.	Moon.	Mars.	Mercury.
2nd period.	Venus.	Saturn.	Sun.	Moon.
3rd period.	Mercury.	Jupiter.	Venus.	Saturn.
4th period.	Moon.	Mars.	Mercury.	Jupiter.
5th period.	Saturn.	Sun.	Moon.	Mars.
6th period.	Jupiter.	Venus.	Saturn.	Sun.
7th period.	Mars.	Mercury.	Jupiter.	Venus.
Sunset.				
	THURSDAY	FRIDAY	SATURDAY	
PLANETARY				
RULER	Jupiter.	Venus.	Saturn.	
Sunrise.				
1st period.	Jupiter.	Venus.	Saturn.	
2nd period.	Mars.	Mercury.	Jupiter.	
3rd period.	Sun.	Moon.	Mars.	
4th period.	Venus.	Saturn.	Sun.	
5th period.	Mercury.	Jupiter.	Venus.	
6th period.	Moon.	Mars.	Mercury.	
7th period.	Saturn.	Sun.	Moon.	
Sunset.				

Repeat from sunset to sunrise.

As your times may only be approximate allow about five minutes

for each planet to change. The first part of each planetary period is the best for rituals that are for beneficent purposes, whereas the latter part of the planet's period is best for casting harmful spells.

Tradition tells us that all nature waxes and wanes with the moon. The new moon fills all living things with new energy but the opposite occurs at the time of the full moon. Most magic of great importance takes place with the growing moon — it reaches its full power on the third day after the full moon.

All black magic should take place when the moon is in the sky and waning. During the dark time, when no moon is visible from the earth, no magic, of any sort, will be fruitful. Any enterprise attempted during an eclipse of the moon is doomed to failure.

Those of you that favour the Egyptian magic should read up on Egyptian lore, with particular regard to Isis, Osiris and Set, but here is a short list of the Egyptian gods and goddesses, and their place in regard to the planets:

THE EGYPTIAN PANTHEON OF DEITIES

NAME OF GOD OR GODDESS	DESCRIPTION OF ESTORIC FORM	COLOUR OF ROBE FOR INVOCATION	INTENTION
Osiris.	A king or a priest.	White or pale green.	Natural growth. Stability.
Isis.	High Priestess, ruler of magic in the circle.	Clear sky blue.	Protection of home and children.
Horus.	The sun god. A healer in a yellow robe. A teacher of art.	Yellow. Gold.	Avenger. Giver of oracles.

Bast.	A healer of the mind. A giver of good.	Turquoise. Yellow.	Help with family problems. Marriage. Dance. All animals.
Thoth.	A scribe. A doctor. A keeper of secrets.	Silver.	Song. All earthly and esoteric matters.
Hathor.	A beautiful woman. A female cook.	Apricot.	Beauty and romance. Culinary arts.
Nephtys.	A goddess.	Pale green.	Servants. Dreams. Peace.
Ptah.	A mason with tools.	Violet.	Science. Inventions. Work. Any manual skills.
Anubis.	A guide. An explorer. A jester.	Brownish red.	Finding lost items. Navigation. Protection of travellers.

NEAREST PLANETARY CORRESPONDENCES

The two systems do not really agree so you must choose one or the other. Do not try to mix both systems. This table gives the most harmonious correspondence.

VENUS: Hathor. Bast.

MERCURY: Thoth.

JUPITER: Horus.

SUN: Osiris. Horus.

MOON: Isis.

PLUTO: Anubis.

SATURN: Ptah.

NEPTUNE: Nephthys.

URANUS: Hathor.

I have omitted the four sons of Horus and the god Set as they really are far too dangerous to be given in a book for beginners in magic.

It seems, from the many legends and myths, that Isis and her family were actual people. Some say that they came from Atlantis. Others are equally certain that they came from a distant star where civilisation was far advanced. Thoth appears to have been their physician. It could be that, among these ancient people, there were alien animals resembling cats, lions and other highly trained animals. The magician must keep an ever open mind.

You must choose which system you will use. I advise that you use the Greek and Roman deities and leave the Egyptian pantheon to the magicians from the East. In the Western world the Roman gods are much closer — their figures can be seen cut into many a hillside and even the days of the week are named after them.

Once you have chosen your god or goddess you must spend some time getting in tune with him or her.

To form a rapport with your chosen god you should begin to speak to the cosmic force that you have chosen to work with. A short prayer should be formulated, and the sooner the better. This prayer should then be spoken three times daily — on rising in the morning, at noon and before retiring at night.

The prayer need not be elaborate, something along the lines of "Hail unto thee O Diana, beautiful goddess, queen of the moon. From the green fields of Earth I, a mortal child, salute thee..." will be quite adequate.

When you wake in the morning, rise and face the East (the rising sun) and say your prayer. At noon, look to the sky above and repeat the prayer again. Before bed look to the West and repeat it once again. At night it is sufficient to look towards the part of the Earth where you think the place the sun has set rather than have to be quite so exact.

You now have the system of deities, the correspondences and the time at which to perform the ritual — which leaves only the place in which the ritual shall be performed.

First you should choose the room in which you shall work and assemble all the materials there. If you can, cover the walls in the colours appropriate to your chosen god. If you can't, don't despair but an altar cloth of the correct colour must be used. As I have already said, this cloth can be made of crepe paper.

All other furniture should be removed from the workroom. You should then mark a large circle on the floor. This can be done by driving a small nail into the floor and tying a length of string to it. If you then attach a piece of chalk to the other end you can simply keep the string taut and draw out a circle. It is a good idea to obtain coloured wool the same length as the circumference of the circle, so the correct colour is always on hand.

Using the four corners of the room as a guide, mark the four cardinal points. On each of these points you must place the correct symbols, and this is where the tables will help.

The North point is the station of Earth. Its symbol can be a handful of sand, earth or a piece of rock. If the ceremony is concerned with white magic you should collect earth from a point where two paths cross in a churchyard. If it is concerned with black magic use earth from a point where two paths cross in a cemetery. The symbol of the planetary spirit can be a red poppy.

South is the station of Fire. You should place a red or orange candle on this point. The spiritual force can be represented by a nettle. In winter, when nettles are somewhat scarce, you can buy

the dry herb from any health shop — they sell it for making nettle tea.

East is the station of Water. You should place a glass of clear water on this point. I shall tell you how to make your own consecrated water in the next chapter. For the time being, you need two airtight jars, preferably Kilner jars. Fill one with water and put it on your window sill, in a place that will allow the rising sun to shine on it. Put the jar outside after midnight and in the morning let the sun shine on the jar for a few minutes then seal it before it becomes contaminated with car fumes, or any other modern poisons. So you have your clear water. You should use a yellow candle for East.

If the ceremony involves black magic you should half fill the second jar with a mixture of blood and urine. An easy way to procure this blood is to buy a joint of meat and to let it stand on a plate for several hours. As the meat warms, blood will collect on the plate. Procuring the urine is your business! Seal the jar. All jars should be stored carefully, as a broken jar can bring you misery. You should use a black candle on the East point if the ceremony involves black magic.

West is the station of Air and, again, you need two airtight jars. Place one out on the window sill after midnight and, again, seal the jar once the rising sun has touched it with its rays. You should use a blue candle.

If the ceremony involves black magic the second jar should be used. You should place something dead — a mouse, some worms or buy a sprat from your local fishmonger, anything provided that it is definitely dead — in the jar. Leave it for two days to decompose, then seal the jar. Once again, a black candle should be used.

You will notice that no mention of black magic was made in conjunction with the South point. This is because in all ceremonies performed in the South red candles are used. However, if you are performing a ceremony for the death of a person, the symbol can be a picture of a scorpion or viper.

I doubt you will ever need to use the data I have given you concerning black magic, but I decided to include it in this book so

your knowledge will be complete. Anyway, the ancients had a saying, 'You never know, do you?'

Your altar can be an ordinary table, covered with the correct coloured paper. You should place the correct candles and the appropriate representative picture on the table. To complete your altar you must ensure that there are always two blue candles — known as the 'royal lights' — on the table. You should have a white taper at hand too.

Assuming that you have already provided yourself with a robe, you now need only a small bell, three lengths of coloured cord (the colour depends on the god you are working with) and a wand. The wand should be made of hazel, or you can use a sword.

Now comes the moment of truth.

It is time to leave the realms of normal men and to enter the domain of the spiritual entities.

Think well before taking this step.

CHAPTER THREE

THE INITIATION

To effect your initiation you should first ensure your room and altar are laid out as explained in the previous chapter and that you have all the necessary accessories.

You should now enter your room, fully dressed, carrying your robe folded neatly over your arm and with a box of matches in your pocket. Approach the altar and lie your robe upon it. Light the two blue candles and undress, placing your discarded clothes beneath the altar (you must be nude for this transaction. Witches call this 'sky-clad').

Now, take the bell and ring it while saying "With this bell do I call up the shining ones", then replace the bell on the altar.

You must now visit each station:

Go to the North station and say "I call on thee." Return to the altar and light the taper then, using this taper go back to the North station and light the green candle. Once the candle is lit you should blow out the taper. Kneel and say "I (name), a mortal child

of Earth, do submit, to thee, this my body and mind. Take me and use me, for I would be in thee and plead with thee. Give unto me the powers that will enable me to be a power among men. All this do I ask of thee, O Hermes and thy planetary spirit, Ophiel. Take me. Teach me thy ways and be forever with me. So let it be.”

Stay kneeling for a few more moments. You will find that you will know the right time to rise — as this time varies from person to person I can't state a fixed length of time that you should kneel for.

When you do stand up again, you should return to the altar and ring the bell and say, once again, “With this bell do I call up the shining ones.”

Go to the South station and say “I call on thee.” Return to the altar and light the taper from the royal lights. Take the taper to the South station and light the red candle, then blow out the taper. Kneel and say “I (name), a mortal child of the Earth, do appeal to thee, elemental spirits of the South. Be with me and protect me at all times. Make me a power among men. So let it be.” When it is time to rise return to the altar and ring the bell.

Repeat this procedure for the East next and then for the West. In each case, call on the elemental spirits.

After you have called the Western spirits you should go to the altar and put on your robe. Kneel and offer a prayer of thanks.

You should now stand in the centre of your circle and, raising your sword or wand, touch your forehead with either the hilt of the sword or the hand that is holding the wand. Point the sword/wand to the North station and say “Denizens of the North.” Turn and point to the East station saying “Denizens of the East.” Next you should point to the South saying “Denizens of the South.” Finally, point your sword/wand to the West station and say “Denizens of the West, hear ye, one and all, this my affirmation.”

Turn to your altar and, speaking in a firm voice, repeat “I am not some number, or any multiplication of numbers. I am in a circle, but not a circle or square, neither am I a triangle. I am not a plaything of Earth or moon or planet, neither am I a robot or any mechanical thing or product of the robots. I refuse to be labelled

or contained in any way. I will not submit to obsolete creed, dogma or religion. I will not be suppressed by any earthly system. I declare I am a thinking human being, an entity of spirit yet of flesh and blood. I am a part of all that exists in this universe. A part that is, has been and is yet to come.

“I am not a child to be toyed with by man, spirit or god, for I was born with free will. I can exercise that will in the face of adversity or poverty or opposition. I am also a child of the gods and none shall harm me, for I am protected by spiritual forces. I shall survive against all forms of evil, slander or confrontation by evil doers. I will challenge, and do my best to help destroy, all those who would conspire to work malice or fear, and who would seek earthly domination over others by causing misery and black treachery by evil means.

“I am a child of divinity and I chose to believe in the gods of my forefathers, for there I found naked reality and supreme peace of mind. I am not a thing of chance. I have my being in this universe and I demand of it my rightful fill of things. I will fear no man or spirit, for I shall hold command of all that moves on this plane of existence. I was born to lead, to succeed and to be one with the gods.”

Now you must raise the sword/wand and touch your forehead. Beginning with the East, you must turn to each station saying “Spirits of the East (or North etc.), depart unto your chosen realm with my heartfelt thanks, and may peace reign between us.”

You should disrobe and redress in your normal clothes. Extinguish all the candles and pack away all your paraphernalia. You must keep your things safe, where no one can see or touch them. It is very important that no other person should see or handle your magical tools.

You are now a budding magician and can practice esoteric ceremonies. Pathways, in a world beyond your imagination, are open to you. You can undertake rituals knowing that you can achieve results — it is no longer a thing of chance. You now have, at your call, spirit forces that are powerful beyond belief — forces that will work on your behalf, and that will give you everything you desire.

One of the first ceremonies you may wish to perform is that of consecrating water.

To do this you must form a circle and don your robe. A plate, containing a small heap of salt and a glass of tap or distilled water should be placed on the altar. All who work with magic presume salt to be a pure substance. Take your wand (if you are using a sword you should always read sword for wand) and stand in the centre of the circle.

Face the North station and, raising it above your head, point your wand to the North saying "Spirits, elements, kings, princes and entities emanating from the North, I do here call upon thee. I summon thee and demand your attention to witness this my ceremony."

You should repeat this with each station in turn, finishing with the West.

Now go to your altar saying: "O creature of salt, blessings be upon thee. Let all evil and hinderance be cast from thee and let all good enter into thee."

Place the point of your wand into the salt and say "Wherefore do I bless thee, that thou being cast into the water shall purify and consecrate it, that it be fit to serve my purpose."

Pour the salt into the glass of water saying: "O thou water which purifies the body, receive, into thee, this salt. Be thou, of this minute, also purified and fit to use in pursuance of high magic. So let it be."

Return to the centre of the circle with your wand in hand. Face the East and wave your wand in a circle, above your head, three times. Finally point it at the East station and say "Ye Lords of the East, commanding the spirits of the East, I do thank thee for witnessing this consecration dedicated to thee. Now return to your blessed abode beyond the realms of man, but, before ye go, I say hail and farewell."

Turn to the West and repeat the actions and words substituting 'West' for 'East'. Repeat with the North and then the South.

Finally you should return to the altar and, kneeling, say a short prayer of thanks. Disrobe and put the water in a tightly corked bottle, ready for future use.

CHAPTER FOUR

I had been giving an informal talk about witchcraft and one of my audience indicated that she would appreciate a private word with me. It turned out that the woman wanted to tell me about her son.

The lad was very much in love with a young girl who did not return his feelings. The boy resorted to magic in a bid to win his love's affections.

He had visited a black magician who, for a goodly sum of money, had given him a spell from an old grimoire. The spell was along these lines: 'Obtain a hare and skin it. Dry the skin in the sun for three days then cut a nine inch square from it. Write the girl's name on this square and then the sign of the dark angel. Under this, in black paint, write - You (girl's name), I command, go to (boy's name). This I command in the name of the lord of darkness. Bury the skin in a place where the girl will walk over it daily.'

The boy had carried out these instructions dutifully and had buried the hare in the path of the girl's house. He had been told that the spell would take seven days to work, so he waited patiently.

On the seventh day the girl was taken ill and she died before sunset.

The boy's distraught mother was appealing to me for help. However, there was nothing I could do — no power could bring the unfortunate girl back to life. Such is the strength of black magic.

That evening I sat by my fire and began to think back to my younger days. I could remember receiving a letter from a woman asking me to help her with a young man she was in love with. The young man didn't love this woman and she wanted me to use my magical powers to effect a speedy engagement between them.

At that time I was forming a small coven of would-be witches, so I asked two of my girls to assist in a ritual that I had worked out to help this woman. You must bear in mind that I knew very little about the power of magic in those days, I was still at the stage of reading up on anything that I wanted to do. I knew that I had to enlist the help of a power, so I hunted through my grimoire to find an appropriate entity and decided on the dark Earl Furfur. The grimoire said that Furfur bestows marital favours so he seemed eminently suitable.

What I didn't know is that he also causes storms with thunder and lightning.

He was evoked in his form of a white deer and I should have realised that, in this form, he has a serpent for a tail. The ritual produced nothing extraordinary but...

The next evening one of the assistants didn't attend the coven. She sent a note saying that she could no longer be a member - no explanation, just 'sorry but that's how it is'. The other girl had a story to tell too. During the night the crucifix she habitually wore, on a chain around her neck, was lost. She couldn't understand how the chain had broken. That was not all: her cat had somehow got into her cage of budgies and had eaten them all; the milk had soured on her doorstep and there was a dreadful smell seeping throughout the house.

I formed a circle, consecrated it and, with a lighted candle, I baptised the girl with fire. "With this fire do I protect you from all harm emanating from the realms below. I, the High Priest of this coven, do, at this time, offer myself to Furfur. I humbly apologise

to thee, Furfur, Earl of Lemegeton. I realise that I, in my ignorance, failed to dismiss thee in an appropriate manner. Bear with me Furfur, while I, at this late date, try to make amends.

“O Furfur, now thou hast attended this our ritual and have heard our wishes and plea for help, now thou mayest leave with our blessing. Please return to your rightful realms of pleasure. Leave without harm to any man or beast. I thank thee for thy help in closing this circle. I bid thee hail and farewell. Peace be with you until I appeal to thee again. So let it be.”

I am sad to report that the girl who left the coven was murdered by an unknown person just three days after I received her letter of resignation.

Such is the power of black magic. It is so true that a little knowledge is dangerous. Always be sure of your intentions and do not leave things to chance. Be sure. Always be sure.

Dear Mr. Magicman,

My name is Janet and I am 16 years old.

I am in love with a boy who is 18 and we have been going out together for almost a year.

Three months ago, I drank too much at a party in his house and I slept with him. I don't think I am pregnant but, since that night, my boyfriend seems to have turned against me. He is now seeing another girl.

I love him so much. Please can you help me?

Pick up any paper or girl's magazine and you will find many letters such as this. As a magician you will receive lots of pleas for help.

You are entitled to ask a fee and must decide, for yourself, what this fee should be. The labourer is worthy of his hire. So, state your fee and make it worth your while. Don't work for nothing — you are in this business to get rich. Don't listen to tales of how hard up a person is. Turn a deaf ear to all pleas for help unless the person that is pleading is willing to pay.

You can either work alone or with one or more partners.

Personally, I find it great fun to work with a helper — preferably a helper of the opposite sex. You can advertise for a ‘working partner in magic’ in the various Occult magazines, but I think my method is much to be preferred.

As soon as I receive a letter I try to get the person asking for help to assist me with the invocation. You will find that in almost every case they will be only too pleased to help you. They will be thrilled to take part in a magic ceremony and, the more you lay on the mystery, the more enamoured, of both magic and you, they will become. The opportunities here are enormous, and unprintable.

One other point, that I have found to be important, is not to encourage people to call at your home. There are several good reasons for this. Firstly, they can become a nuisance. They always manage to call just as you are settling down to work, or as you are about to relax after a long session. Secondly, they could arrive as you are involved with a ritual, possibly with an important client. Thirdly, these callers usually want you to start a ritual for them straight away. They seldom realise how much preparation needs to be done prior to the ceremony.

Bearing these few words of advice in mind, let’s turn to the real work of the ceremony.

CHAPTER FIVE

THE FIRST DEGREE RITUAL

Forming the circle with the help of a female assistant. (If you, the magician, are female the ritual remains the same. Please just read male for female throughout.)

Prior to the start of this ritual you should set up your altar using an emerald green cover. The two blue candles should be set at each side and a green candle placed between them, towards the back. As you have probably guessed, you are going to work with Aphrodite, the goddess of love; so in front of the green candle you should have a figure, or picture, of a swan or dove. Your folded robe, your wand and the bell must be placed on the altar too.

Beneath the altar you must put your perfume (you can use joss sticks), the appropriate plants (or pictures of them), the consecrated water, candles for each of the four points of the compass, a taper and enough green wool to form the circle.

There should be a single chair against the wall and you will need a blindfold — green in colour, of course — which you should keep in your pocket with your (green) royal cords.

Finally you should have two dolls — one male and one female. I shall tell you more about these later.

Now that the altar is ready the ritual can begin.

You should meet your lovelorn assistant outside the room and hand her the male doll saying “Please follow me.”

Lead the way, carrying the male doll, into your sanctuary and seat your assistant in the chair. Take her doll and place it on the altar.

Tell your helper not to be afraid, but she must be blindfolded for a while. So saying, take the blindfold from your pocket and tie it around her eyes. Next take out the royal cords and lightly bind her hands.

Your helper will be nervous, so reassure her that no harm will come to her provided that she obeys you. Loosely tie another cord around her neck and attach it to the back of the chair. Tell your helper that it will not hurt her if she sits still while you call on the spirits.

You must now open the circle for the first degree ritual.

Make a large circle with the green wool that you have put under the altar. Light the candles that are on the altar and the joss sticks (or perfume) and then walk around the circle saying “O thou circle. Be thou a rampart of protection, shield us from all evil. Be thou a place of love and joy, wherein we work our magic.”

Take the consecrated water and walk around the circle again saying “With this consecrated water do I bless thee, O circle. Be thou a protection that shall contain the power we raise in thee. Let this circle be a barrier between the realm of man and the domain of spirit. So let it be.”

Now place a candle on each of the four main compass points and light your taper at the altar. Go to the North point and light its candle saying “Mighty Lords of the North we erect this temple to thee. Help us in our works. Be here to witness this, our work, of your own free will and accord, wherefore do I bless thee. In the name of Aphrodite, so let it remain.”

Go next to the South point and light its candle saying "Mighty Lords of the South hear this, my plea. Come to me in this circle, help me erect a temple and assist me in this my work. Come, ye mighty Lords, of your own free will and accord, wherefore do I bless thee. In the name of Aphrodite, let this be so."

Blow out the taper and return to the altar. Place the plants on the altar, keeping them well towards the back. Relight the taper and proceed to the East point.

Light the East candle saying "Mighty Lords of the East, who control and direct the forces of magic emanating from the East, be with us this day/evening/night. I ask you to attend me in this, my work. Come of your own free will and assist me. These things I do ask in the name of Aphrodite. So let it be."

Finally go to the West and light its candle saying "Mighty Lords of the West, I do stir and call thee forth from the place of rest, beyond the setting sun. Come ye one and all. Help me erect a temple in which to work magic, as did the ancients of old. Bear with me, assist me, guide me and keep my feet ever on the path of true magic. All these things do I ask that I may pay homage to our goddess of love and beauty — Aphrodite. So let it be."

Blow out the taper, return to the altar and put on your robe. Stand in the centre of the circle, with your wand in hand, face the altar and say "I now declare this circle open and a fit place to be a temple in which I may safely carry out magical workings. Aphrodite, I do call upon thee, humble in heart. I would worship thee in this temple which I erect unto thee. So let it be."

Ring your bell and say "Hail to thee Aphrodite, goddess of love."

This concludes the first degree rite.

You should now release your helper, remove the blindfold and help her to stand up. Place the chair in front of the altar and ask your assistant to sit down again. Place the wand lengthways on the altar then stand behind the chair and rest your hands lightly on her shoulders. Direct her to dip her fingers into the water and to sprinkle it over the female doll (male helpers should sprinkle water over the male doll) saying "I (name) do hereby, with this water, render you subject to magic. From now on, in accordance with

sympathetic magic, whatsoever happens to this figure, with my permission and will, is apt to happen to me.”

The helper should dip her fingers in the water once again and should then sprinkle the male doll saying “With this water I declare that your name is (name of the sought after love). From this minute onward I, with the help of our goddess of love, do render you obedient to my will. Whatsoever happens to this, your effigy, I command, through sympathetic magic, the power to cause it to happen to you. Hear, with unseen ears, this ceremony designed to ensnare you.”

Your helper should now lift each doll, kiss it on the lips and lie it so that it touches the wand on the altar.

She must repeat after you “O mighty Aphrodite, goddess of love and beauty, hear this my plea to you. My plea is for true love for me (her name) and for (name of the sought after love).”

Lifting the male doll, she should say “I have named this rathet ‘(man’s name)’. It is him, in every way it is him. As he lives, so lives this rathet. What thing that I should do to this rathet, I do to him.” The doll should now be returned to its place on the altar.

(‘Rathet’ is a magical name for a likeness or witch doll — Author.)

The assistant should now lift the female doll and say “I have named this rathet after my own name. It is me in every way. As this rathet lives, so shall I live. What thing that I shall do to my likeness, I do unto me.”

She must kiss this doll and return it to the altar, lying it about one foot away from the male doll. Her hands should be placed on each doll and she must close her eyes. Ask her to visualise herself and her love meeting, embracing and kissing. As she thinks this she should slowly bring the dolls together until they meet and then instruct her to open her eyes. It is important that this stage of the ceremony is not hurried.

The dolls must be facing one another and your lovelorn helper should now squeeze them together and say “Thus shall we be drawn one to the other, strongly and truly in perfect love. We shall be as one. No more shall we walk alone. We shall never again be

separated, together we shall walk through life as one.”

The dolls must be wrapped in white paper or cloth and placed in a box that should then be put on the altar.

You must now close the circle.

Take the wand and stand in the centre of the circle. Hold your wand across your body, holding it at each end, and slowly turn a full circle saying “Lords of the North, South, East and West, we thank you for your attendance. We came together in love for each other, and in love we go our separate ways — I to the domain of Man and you to the realms of Spirit, wherein you find pleasure beyond human understanding. Love is the law. Love is the bond and, as we clear the temple, we wish you hail and farewell. So let it remain.”

This is the banishing ritual that should be used after every ceremony.

On bended knee, you should now thank Aphrodite in a short prayer that must end with “Aphrodite, sweet goddess of love, return to your realm above the heavens. Hail and farewell until we meet again in a consecrated circle. So be it.” Stand and lead your helper from the sanctuary.

This ceremony is in three parts. The first and last parts should ideally be held on a Friday, as this ceremony is under Venus. If you study planetary hours you will find that Sunday or Tuesday would be best for the second part (assuming that you are working after sunset).

The second part of the ceremony is identical to the first part explained above. Begin with the first degree ritual and end with the closing ceremony.

The third part of this ceremony is similar to the first two parts.

Once more you must open with the first degree ritual but do not use the blindfold or the restraining cords.

Go directly to the altar and perform the ritual with your helper seated at the altar and you standing behind the chair. Otherwise the ritual remains the same up to the time the two dolls are pressed together.

At this point your helper should hold the dolls in her hands and, winding a length of green wool six times around them before tying off the ends, she must say “Now may the mighty goddess Aphrodite

bind these two together, as I do bind them here. As of this time they are forever one. As the gods of olden times disported together, let these two humans become a part of each other, never to separate again — for separate they are not complete. All these things do I ask in the name of Aphrodite, mighty goddess of love. So may it be.”

Help your assistant to rise. Kneel and offer a prayer of thanks to your spirit helpers. Stand and take your assistant by both hands. Kiss her and say “With this kiss do I seal our bargain. From this time onward I free you from all influence which I may have gained over you. Blessed be.”

End with the closing ceremony and escort your assistant from the sanctuary.

POINTS TO REMEMBER:

1. Do not be rushed into any ritual or ceremony. Always allow yourself at least two days to prepare.
2. Make a list of all the things you will need, and where each item should be placed.
3. Try to find pictures of the gods and goddesses that you are going to work under.
4. Try to use flowers rather than portraits. Look for artificial flower displays and obtain a copy of Culpepper’s Herbal book.
5. As the ceremonies have a terrific emotional impact, your helper will be as putty in your hands. Make sure you treat her with courtesy at all times.

CHAPTER SIX

In books of magic you will find many recipes for love philtres — many so-called charms, potions and other such gimmicks that are supposed to compel your boy or girlfriend to love you. By and large, they are useless, but the demand for this type of magic is so great that people are prepared to waste great sums of money on trying these useless spells.

Consequently, if you can provide a service that does work, you can earn a lot of money.

Deep in the hinterland of Australia I met a Aborigine witch doctor. This man was feared and detested by other tribesmen because he had a nasty habit of stealing their wives and girlfriends! From afar he would look for a likely girl and, having found one, he would light a small fire out in the desert. He would then begin to chant his mantra and dance. He would keep this up, for hours on end, until the girl he had chosen came to him. He would sleep with the girl and then leave her beside the dying fire to be found by her tribe at daybreak.

He taught me many strange spells, such as pointing the bones and how to cure disease, but, although he showed me the dance, I never could draw a girl to share my bed. Yet, the fact remains, it can be done.

I spent my youth in a circus where the main artistes were pure Romany. The jugglers, tumblers, trapeze artistes and animal trainers were all members of the Manouche tribe. The leading Kaka (witch doctor) taught me many tricks of magic, such as the 'look' or 'evil eye' of the old witch-hunt days. It is a powerful way of looking at a person and one can gain control of people just by looking, but I must add that he only ever used it to help people or to calm a violent temper. I shall tell you more about this later.

It was from this man that I learnt the ritual that I shall now teach you. I believe that it is hundreds of years old as I have found references to it in a manuscript that was written in about 1300.

It is a means of bringing two people together when the seeker of help lives too far distant to visit your sanctuary.

From experience, I have found that the best results are obtained when the person seeking help takes part in the ceremony, but that is not to say that certain non-participatory spells won't be successful. This spell is exceptionally powerful and is not for the squeamish. Only use this method of gaining a partner if the seeker is prepared to accept him or her forever.

This is a spell that you are bound to be called on to use again and again, so I shall outline the whole procedure that you should follow on receiving the plea for help.

Let us say that you receive a letter like this:

For six years I have been happily married but suddenly my husband has fallen in love with a much younger girl. He left me two weeks ago to set up home with her. Please help me to get him back.

At first glance it seems that the easy way would be to destroy the younger girl's mind, but that is the black magic way. Although you may well succeed in destroying the girl you won't have really helped the woman to get her husband back.

First you should answer the woman's letter and state your fee.

If she accepts she should send it with colour photographs of herself and her husband and the date and month of each of their birthdays.

While you are waiting for these you should buy some pink, red, blue, black, brown and yellow plasticine. You will need enough pink (or brown etc., let us call it 'skin-colour') to form two figures about six inches high and the other colours are for heads to go with these bodies.

Once you have received the information you asked from the wife you must obtain paper, candles and wool in the colours appropriate to their birthdays.

We shall assume that the wife was born on June 14 and the husband on August 20.

The wife was born under Gemini, so her candle should be orange. The husband is Leo, so his candle should be a mixture of green and yellow. It is permissible to use two candles — one green and one yellow, but you should then balance it by using an extra orange candle.

To prepare the sanctuary for the ritual you must cover the altar with the colour appropriate to the seeker of help — so in our case it would be covered with orange paper. You should set the royal lights in their usual place, well back on either side. Set the orange candles on the altar too (their actual placing is unimportant). At the centre back of the altar you should place the candle representing the god of your choice. I would choose Rhea whose colour is indigo.

Roll the plasticine into balls, making two equal sized balls from the quantity that is skin-coloured. So you will have seven balls of plasticine — one for each planet.

Strictly speaking you should use an orchid or gladioli, but any sweet smelling flower will do. You can use the symbolic creature for Gemini too, but do not overcrowd your altar as you will need space to work.

A small, pointed knife will be useful and you need a six inch square of thick cardboard. Try to cover this with orange paper. Finally you should place the wife's photograph on the altar too. Ensure the chair is close to the altar as you shall be sitting there during the ritual.

This is not an elaborate ceremony. Begin by saying a short prayer — stand in the centre of the room, face the altar and say “O gracious Rhea, to you I appeal — assist me in this work. Help me to give peace to (the wife’s name). Let this work be successful in all its details. Let your powers manifest through me to bring peace and justice to all those who seek my help. All these various things do I ask believing in you, mother and goddess of old. So let it be granted to me. I salute you from this earth plane. Amen.”

Seat yourself at the altar and, copying the photo, fashion one ball of the skin-coloured plasticine into a nude likeness of the wife. Use the other colours to embellish the figure. Take your time and make the figure as realistic as you are able. Try to keep in mind the results that you wish for. Every small detail will give more power to the magic that you are using. It doesn’t matter how long this takes — it may take minutes but it could take days. You’ll probably have to scrap the first few efforts but, believe me, you will soon gain the art of sculpting figures. When the figure is finished to your liking, dip your finger into the consecrated water and touch the top of the figure’s head saying:

“O Rhea, here is my plea to you,
O Rhea, make this love come true.
I give this figure (wife’s name)’s name,
What happens to one, the other the same.
Living, loving, dying as well,
For that is the power behind this spell.

“O gracious goddess Rhea, that is my earnest wish, so let it be.”

End the ceremony with the closing prayer.

You should repeat this ceremony for the husband but there are a few changes that you must make. The altar, in this case, should be yellow with small squares of green glued here and there. The small square of cardboard can be covered with green or yellow paper. Commence the ceremony as you did for the wife.

When you have completed the male figure, to your satisfaction, repeat the ritual of naming as you did with the female figure.

Now you should pick up both figures (one in each hand) and bring them together saying "Here are the two, drawn together, one unto the other. PARACLEDA, BUSDIR TILB, SOBRA Z OL, I place them. One unto the other, no more to separate, no more shall they be alone. Strong and true shall they be tied fast — together as one."

Take the two pieces of cardboard and lie the male figure on one piece. Place the female on top of the male and bind their feet with orange wool. Tie the wool off tightly. Lie the second piece of card on top of the female and, ensuring that the male remains the lower figure at all times, press down on the cardboard. Press the figures as flat as you possibly can saying "Now they are as one. Let them remain so, forever one, even as the gods of old did bind themselves."

"May each become, from this time, truly a part of each other. Separated they would be incomplete. All these favours do I seek, on their behalf, from you, O gracious Rhea, mother and goddess. Hail to you."

Take the two pieces of card, retaining the flattened figures between them, and wrap them in white cloth or paper. Parcel it up and send the package to your client, telling her to keep it unopened and safe.

This spell is one of the most potent known. It works when all others fail. It takes time and is difficult at first but, for all that, it is worth all the effort it calls for.

Incidentally, I chose Rhea to call on for this ritual but many modern magicians say that Hera, the daughter of Rhea, is even more powerful in all marital spells. Should you wish to call Hera use the same symbols, colours and flowers as for her mother.

Here follow the tables that will give you the information you will require for this ritual.

TABLES FOR ZODIAC

SIGN	COLOUR	SYMBOLIC CREATURE
Aries	Scarlet	Ram or owl
Taurus	Red or orange	Bull

Gemini	Orange	Magpie
Cancer	Amber	Crab or turtle
Leo	Greenish yellow	Lion
Virgo	Yellowish green	Virgin. Anchorite
Libra	Emerald green	Elephant or tortoise
Scorpio	Greenish blue	Scorpion, wolf or lobster
Sagittarius	Blue	Centaur or horse
Capricorn	Indigo	Donkey or goat
Aquarius	Violet	Eagle or peacock
Pisces	Crimson	Dolphin or any fish.

Not only does each sign have its own symbolic plant but it is also associated with certain parts of the body. When performing healing spells it is most powerful to use the sign and plant that corresponds with the particular part of the body that needs healing.

ZODIACAL SIGN	PART OF THE BODY	PLANT
Aries	Head. Cerebral.	Geranium. Sage.
Taurus	Neck.	
Gemini	Hands, arms and lungs.	Orchid. Gladiolus.
Cancer	Breast and stomach.	Comfrey. Lotus.
Leo	Heart, spine and arms.	Sunflower. Cyclamen.
Virgo	Abdomen, intestines and hands.	Snowdrop. Narcissus. Lily.
Libra	Lower back and kidneys.	Aloe.
Scorpio	Pelvis and sex organs.	Hounds tongue. Cactus.
Sagittarius	Hips, thighs and liver.	Rush. Pimpernel.
Capricorn	Bones, knees and skin.	Thistle. Sorrel.
Aquarius	Ankles.	Fennel. Buttercup.
Pisces	Feet.	Opium poppy. Birthwort. Water Cress. Water lily.

Remember that these tables were in use long before printing was invented and at a time when these plants were readily available. Therefore it is quite permissible to use pictures of the flower

instead of the real thing. Pictures are just as effective as the actual plant.

You can find many books about magic and may find the tomes concerning the Cabala, the sacred magic of Abra Melin, The Key of Solomon, The Lemegeton, the Grimoire of Honorius the Great, The Liber Spirituum and other such 'Solomonic' based magics. I find this type of magic of little use and am still trying to find some real results from it. I do not say that Solomonic magic is useless; rather that, after nearly 70 years of trying I have still not found any results from this form. That is why I take little notice of that sort of magic in this book.

Let us look at some of the spells that the ancient Cabala books tell us to work:

1. *To cause a storm:- Place broken eggshells in a casket of water and stir it saying 'RAIN, RAIN, RAIN'*
2. *Cut pieces of cork into thin slices and put coloured string into slits cut into the cork. Let the colours stand for names. Put a blob of clay on the end of the string and place all the corks in a tub of water. The first cork to rise to the surface is the name of your chosen one.*
3. *Take the heart and foot from a shriek owl and place them on a man. This will make the man tell you all you want to know from him.*
4. *Take a testicle from a goat and place it in your armpit. All the gods will flee from you.*
5. *Take a porpoise from the water and let it die. Cut out its tongue and mix it with the blood of a fowl. Put the poultice in your armpit and no man will be able to gain power or victory over you.*
6. *Take the heart from a weasel while it is still quaking and eat it. You will be able to see the future. If you give the weasel's heart and eyes to a dog it will lose its voice for ever after.*

Can you truly believe in magic like this?

The magic of which I write is different. It is powerful and real, but little has been written of it before.

I have masterminded groups that have experimented with, and practised this form of magic for many years. I can honestly tell you that it will work for you. It may not be easy, but then seldom are

easy things worth doing. Practise and you will succeed.

It took me many months to learn to handle a motorbike properly, but once I had mastered it I began riding on the Wall of Death. So it is with magic — practise and be patient. It will come to you.

CHAPTER SEVEN

I have already said that I was raised by Romanies, in fact the Manouche tribe, who were circus artistes. Now the Manouches have two figures that they revere; one is Sara, the black virgin and she is almost worshipped by the tribe, the other is Jacques de Molay — the Grand Master of the Templars, who was burned to death at the Pont Neuf.

The story says that all the time he was burning he talked to those around him. There can be little doubt that Jacques was an extraordinary magician.

Bear in mind that the Templars rose to wealth and power faster than any other known group. In just a matter of a few years they became the wealthiest group on earth. However, little is known of the group within the group — the Knights of the Black Temple.

Many years ago there was a man 'Enoch' who walked with God. It is well known, among occultists, that Enoch spoke a language that was not known on earth at that time, and that is now known as the 'Language of The Angels'. Bits and pieces of this language, found engraved on rock surfaces and deciphered by ancient occultists

is now known as *Enochia* and forms the basis of a system of magic.

The Knights of The Black Temple were initiated into this system of magic. It was the source of their great power. Much of it is far too dangerous to be used by those with little knowledge, but some of it has been rearranged so that all may use it. A great deal of the system of enochia remains a closed secret but we can see how powerful it is when we observe the great occultists who have used it.

This potent magic entails the magician, using prayer, sacrifice or incantation, to release a psychic influx from the subconscious mind of a victim. This energy is transmitted to an entity, spirit or demon residing in a parallel world. The energy can be transmitted using a totem, fetish, doll, or any other ritual object.

The entity then performs the transmutation and the transaction is complete when the energy is expelled into our universe. The world of the entity keeps the refined psychic energy and releases an equal amount of psychic waste products in the form requested by the earthly magician.

Archie Summers was an ordinary sort of man. He wore no fine clothes, lived in a council house and drove a ramshackle car which was at least ten years old. The only remarkable thing about Archie was that he never seemed perturbed about anything and he always had money. He always greeted people with a smile and he was liked by all who knew him.

One evening Archie attended a dance. The master of ceremonies announced that raffle tickets were on sale. Alfred's fiancée was about to buy some when Alfred noticed Archie buying some tickets. "Don't bother, love" said Alfred, "not with friend Archie getting some." It was good advice, as Archie won, as usual.

Later that evening Alfred saw Archie in the bar and bought him a drink. "What do you fancy in the big race tommorrow?" asked Alfred. Archie thought for a moment and said "Forget it. But in the last handicap of the day you should back Slipper." Of course Slipper came in, and at 16-1!

I could relate story after story but I have said enough. So, would YOU like to be like Archie Summers? The simple, but potent secret of Archie's success is prayer combined with its correct use.

The strange fact is that Archie never asked for anything. His prayers consisted of thanks alone.

So let's look at the 'modus operandi'.

Go into your sanctuary and place a green cover on the altar. In the centre put a circle of blue paper. The royal lights should be in their usual place, at the back of the altar, and there should be a taper and a box of matches to hand. As usual your wand should also be on the altar. (Remember that it should always be on your altar unless you are using it.) You will also need a small pile of salt.

Choose your god or goddess and collect together the appropriate representations. I would recommend using Poseidon and so would place a blue candle in the centre of the blue circle on the altar. The plants balm and bugloss and the picture of an eagle should be set on the altar with a cinnamon joss stick or perfume.

Don your robe and sprinkle a small amount of salt over the blue paper. Light the taper and, using the taper, light the blue candle and the perfume.

Place your hand on your forehead and say "Poseidon, Poseidon, I do agitate the ether and call upon you Poseidon, for I have come to thank you."

"I (name) do thank you, Poseidon, for bringing me safely through this day (or night). I thank you for all the blessings you have showered upon me — especially (now you should name at least two blessings you have recently been given. **YOU MUST FIND AT LEAST TWO.** They can be small things like a good meal or a meeting with a friend.)

"I am truly grateful to you, O gracious god, for all the help you give me. I thank you for always being at my side. I ask nothing of you, for I know that you will provide my every want. You know my needs even more than I know them. Blessed be your name, which will forever remain sacred to me. Now I bid you hail and farewell as you return to your realm of pleasure, in the world beyond this earth. Hail and farewell."

Now blow out the blue candle of Poseidon and sit silently for at least ten minutes. Think how fortunate you are and give silent thanks to all the spirit world. Rise and take up your wand to the centre of the sanctuary and say the banishing ritual.

Blow out the royal lights, disrobe and leave the room.

CHAPTER EIGHT

SEXUAL MAGIC

It is claimed, by many occultists, that sexual magic is the most powerful magic known to man. They are wrong. There is magic that is far more powerful than sex. Nevertheless, sex can produce some very effective magic when used correctly. That is the trouble — it is difficult to use correctly. To be effective the magician must keep his mind on the desired intention at all times, which is virtually impossible during sexual excitement.

As I wish this book to give you a complete guide to magic, I shall briefly outline how to use sexual magic, as it is explained in most instruction books. I hope that you will read this and then FORGET IT.

You, and your ceremonial partner, must first decide on your intention then should lie in the circle that only contains a pillow for the female's head. Indulge in normal sex, but keep your mind, at all times, on your magical intention. That is all there is to it. NOW FORGET IT.

There are two schools of thought on the source of magic. One school thinks that the moment of orgasm is the magical moment. The other states that it is the whole intercourse, that is important. The method that I am going to explain states that, provided that the initial ceremony is carried out properly, you can just enjoy the sexual intercourse.

Once you know your intention you should check with the table in Chapter 2 to know which deity to evoke. These tables will also tell you which colours, perfumes etc. to use. These intentions must be clearly stated during the opening ceremony.

And so to the Master Ceremony.

Place the royal lights and your wand on your altar in their usual places. You will also need candles for the four compass points. These should be green, orange, yellow and blue. The altar should be covered with green and ensure that there are matches, paper and pen, with which to write your intentions, to hand.

As this is a ceremony of lust it comes under the goddess Aphrodite, so you need a model of a swan or dove, a picture of a young girl and a green candle. You will need a bell, a whip or thin cane, green cords, a blindfold, water, perfume (musk or sandalwood. If you can't get either of these use a joss stick) and a length of green wool to form your circle.

This ceremony should ideally be performed an hour after sunset on a Friday night. Otherwise choose a time relating to Venus from the tables.

Lead the female that has sought your help into the sanctuary. Turn your back while she undresses and then she should slip a bathrobe around her shoulders. Take her to the altar and don your robe, tying a green cord around your waist. Give your helper the pen and paper and ask her to write her wish down. This should then be folded and carried in the helper's left hand throughout the ceremony.

Remove the robe from her shoulders and lead her to the centre of the room. Tie her hands behind her back and blindfold her. Ask her to kneel and form the circle, with the green wool, around her.

Light the perfume and walk once around the circle. Take the water and sprinkle it around the circle saying: "With this perfume and water do I consecrate you, circle of love. Be a guardian and protect us from the domain of man during our ceremony this night."

Take the bell in your left hand and the whip in your right. Go to the female saying "Do you freely hand your body over to Aphrodite this night, to be used for the purpose of lust?"

The helper should answer "I do."

"Do you realise that before your body can be used by the great ones it must be scourged?"

Again the helper should reply "I do."

"Do you realise that before your body can be used by the great ones it must be purified?"

Again — "I do."

"Then let us proceed."

Ring the bell seven times and after each ring lightly whip your helper across the shoulders.

Return the bell and whip to the altar and take the water in your hand. From your position by the altar sprinkle a few drops over the female. By now your helper will probably be in tears but take no notice.

Go to her and place a loop of cord around her neck and help her to stand. Kiss her lips and say "Blessed be thy lips that speak the words."

Give her the unlit green candle to hold. You should carry the lighted taper. Lead your helper, still blindfolded, to the North station. Take the candle from her and light it. Place it on the point and say "O mighty denizens of the North, take heed. I present to you a true daughter who has been scourged and cleansed. Take her to your desire this night, for, until this circle is banished, she is the living body of Aphrodite. Take her and use her. Blessed be those who are used by the kings, princes and gods of old."

Blow out the taper, take your helper by the hand and lead her back to the altar. Place the blue candle in her hand, light the taper and go to the West point. Light the candle as before, place it on the station and call the denizens as before, but starting with "O

mighty denizens of the West..." Repeat the same procedure for the other two points.

Finally lead your helper back to the circle. Remove the cords from her neck and hands and she should lie, blindfolded, in the centre of the circle. Disrobe and place the robe under her head. Light the royal lights on the altar, ring the bell with your left hand and raise the wand in your right. Raise your right hand to your forehead and say "Aphrodite, I do stir and call you from your blessed realm. Find, before you, a woman scourged and clean of body. She, of her own free will, has designated her body to your desires. Take her body, use it to gratify your lusts and, in return, give her the things she wishes. So let it be."

Wait awhile and you will feel that your body is being taken over. When feelings of desire arouse you go to the female and let your lust have free rein.

After intercourse remove the blindfold and then use the closing ritual. Dress, blow out the candles and the royal lights and leave the sanctuary with your helper. Drink a cup of tea or coffee together and instruct your helper to burn the paper containing her wishes, as soon as she can.

Before leaving, your helper should be assured that she is now free from all influences of any kind. She should repeat, three times at least, aloud "I am free from all influence emanating from anybody's mind. I am my own master. I am in control."

NECROMANCY

Your female helper and yourself should walk through a graveyard looking for the grave of a wealthy man. When you find one you should light a candle and place it touching the headstone. Softly call him, saying "Hear me (his name), hear me. We do stir, call and entreat thee to come forth at the hour of (time of your proposed ceremony) on the (date). We will grant unto thee the pleasures of life. In return we seek, from thee, the rapport of (the thing or money you are seeking). Be thou prepared to grant our wish. Rest not until we call thee forth on (date)."

I must warn you that this ceremony can be dangerous.

For the ceremony you will need five black candles, a compass, a seven foot length of white cotton and a very long length of black wool. The only other thing in the room should be a carpet, but ensure that it is well nailed down.

If it is cold don't light a fire. Use an electric fire, but make sure that too is securely fixed in place.

Lie the white cotton from the North to the South. Once it is exact take the compass out of the room. Undress and re-enter with the black candles, wool and your sky-clad helper. Lie the wool out as a large circle around the white line.

Your helper should now lie on the white cotton with her head towards the North. Take a candle and place it at least four feet above her head, in line with her body. Your helper must now spread her arms and legs to their full extent. A candle is placed four feet away from each of her hands and feet, again continuing the line of her limbs.

All the candles should be lit and the white cotton can be thrown out of the circle. You both may now sit comfortably in the circle.

Let us assume that the chosen dead man's name is Fred Mason. Begin to intone "O Lucifer, lord of the underworld, we do stir, spit and call on thee. Release to us, from the realms of darkness, one Fred Mason, to be our guest at this ceremony." Repeat this three times.

Wait a few moments and then say "O Lucifer, lord of the underworld, we would thank you for your assistance. Go now, return to your blessed realm. Go in peace and, as you go, we wish you hail and farewell. Hail and farewell."

Wait a few more moments, then softly call "Fred Mason, are you there?" three times.

You should keep on calling, at five minute intervals, for at least an hour. This call should be interspaced with "Come Fred, this maiden is waiting to receive you. Come and take her. All we ask in return is knowledge from you."

Your helper should coax him, saying "Fred, I am waiting. Come to me. Enjoy the fruits of the earth." She should try to

make herself as appealing as possible.

After an hour you should say "Fred Mason, see what you are missing" and then intercourse should take place between you and your helper.

The black candles should be left to burn for an hour after the close of the ceremony.

This ceremony should be repeated twice a week at least. It may take several weeks to contact Fred Mason.

The first indications of contact with an entity will be strange knocks, sighs and a slight breeze in the air. Once you have felt these, progress will be rapid. At this point you must steel yourself as anything might happen.

The first time that the spirit comes through it may well be violent. It may take over your body and fall on the female or it may not use your body at all. In this case you will probably be picked up and thrown across the room. The spirit will enter your female helper violently but neither of you must show any resistance at all. If you do, it will tear you into pieces in its rage. Try not to show any fear. There is no real need for fear as it is not malevolent towards you, it is just highly excited and lustful.

After a while it will calm down and you will be able to talk with it. Be pleased that you have made contact with the realms of darkness — you have evoked the spirit of Fred Mason (or, more likely, a demon purporting to be Fred. Don't worry as any demon will emulate the soul it is usurping, and will carry all the knowledge that the late Fred Mason had). Now is the time to get what you are looking for.

Be warned: Never demand anything from a spirit entity. They are far more powerful than you and are likely to destroy anyone that tries to demand anything from them.

You are safe if you 'suggest'. You can suggest that it brings you money or any small, material thing. It cannot give you a new car, but it can arrange for one to be brought to you.

Never forget that it is probably a spawn of Hell and is devilish in temperament. Treat it with respect and you have a faithful servant.

If you have been successful this far, you are now in possession of

the old witchcraft familiar and, like the witches of old, you can, by giving it repeated energy, get it to materialise on this plane. You just need to make your mind up as to the shape you wish it to assume.

I plead with you not to be tempted to set your familiar on your enemies. The temptation will arise but I beg you not to give in. I already have far too much on my Karma, and the day I shall have to account for giving away these secret ceremonics fast approaches.

Many years ago there was in London a very strong group of occult students. They experimented widely and one of these experiments was necromancy.

It was decided to contact and evoke the spirit of Sir Francis Dashwood. He was the man who organised the Hell Fire Club, otherwise known as the Monks of Medmenham. The group had reached the stage where the spirit was manifesting with apports. The group was short of ready cash and decided to ask Dashwood to produce a goodly sum.

Now they knew they should not ask for money as such, as there had been trouble over this before. They had been given money, but it had been stolen money and it had been very difficult to explain to the authorities where they had got it from. It was little use saying a ghost had given it to them! The group could prove that they were nowhere near the scene of the robbery and this, and only this, got them out of trouble, but the money had been confiscated.

They decided that they would ask the spirit to apport to them a solid lump of gold that could be sold for £200. They made the mistake of not writing out their intention before the ceremony. This is important as it makes sure that the intention remains clear in everybody's mind.

The circle was formed, the black candles were lit and the priest began to perform the ritual. They proceeded to evoke the spirit and, when it came into the circle, the priest demanded that Dashwood should produce a lump of gold forthwith.

No sooner had he demanded the gold, then he screamed and fell to the ground, dead. At the inquest all were puzzled as a solid lump of gold had been found in the centre of his brain. No explanation

could be produced, as there was no trace of a wound.

A little knowledge is most certainly very, very dangerous.

When you have evoked your entity you can send it to molest any female of your choice, as what you have released is an incubus. In the first chapter you read of a ceremony where the spirit didn't use the female. Jason probably ordained that this should be the case, as he may have had work in hand that required an incubus for its completion.

Necromancy is usually resorted to for the gaining of information. I am not in favour of this method, as there are far better, and far less dangerous, methods available to a magician. Really, you should not ask for material things, but only for information. Not only is this less dangerous, but it serves the same purpose. If, for instance, you need cash it is safer to ask where you can obtain the cash you require. In many cases, the entity will try to please you and you may wake to find cash lying on your bed.

A final, but most important, point to remember is that you should not have any animals in the house while experimenting with necromancy. Entities have a nasty habit of killing any lesser form of life. One good thing used to come of this though — the entity could be relied on to keep the house clear of all fleas and other insects!

CHAPTER NINE

OF COWBOYS AND INDIANS

Visions of John Wayne, hordes of yelling Indians and tales of daring? Wrong! I have something far more important to teach you. What was it that made the Indians such successful hunters? What made them fearless? What brought wealth to their tribes? I want you to look closely at the Indian in his own environment. An environment where every Indian boy had to make his own 'medicine bag', and every brave carried his own good luck charm.

This medicine bag had nothing to do with medicine as we think of it. It was a bag made by the young Indian boy and then carried around his neck when he became a brave. It contained nothing more spectacular than certain articles known to influence Lady Luck. **But** these charms were powerful. They are powerful. They can generate luck and influence the affairs of those that carry them — so, why not join the happy band and carry a powerful good luck charm of your own?

All you need is a piece of strong material about six inches long by three inches wide. This should be sewn along three sides, to make an open topped bag that is three inches square. My own bag is made of black velvet, but any material will suffice.

Next you must collect the following items:

1. A very small pebble, no larger than a pea. This will represent the Earth, the rock upon which your good luck is based.
2. A small piece of coal, again no larger than a pea. This represents the wealth beneath the Earth's surface.
3. Silver and gold paper or foil. You can find this wrapped around certain chocolates. You need seven pieces all together and you should roll each piece into a small ball (again no larger than a pea). These will represent the seven planets, bringing you their beneficial influence.
4. A small pinch of salt as this will repulse all evil.
5. A small pinch of flour to represent the staff of life. Combined with the gold and silver paper, it will bring you the wealth of the Earth.
6. A small sprig of Lavender. It is best if this is a flower but if you can't find any, a pinch of the herb will do. Lavender represents the sweetness of life and will encourage the psychic force of the Busy Bee to work on your behalf.
7. Draw the following magic square of wealth on a small piece of paper:

N	A	N	A	E	E	L
A	N	A	N	A	E	E
N	L	N	A	N	A	E
A	E	E	L	N	A	N
E	A	E	E	L	N	A
E	N	A	E	E	L	N
L	A	N	A	E	E	L

It is said that when the Children of Heaven visited Earth (see The Book of Genesis in the Bible) they spoke a language unknown on Earth. It is thought that Enoch conversed with them in this language. This square is composed from this language — NA. NA. E. EL. means 'In my power'.

In other words, your magic charm is in the power of those who brought magic to Earth and who taught the daughters of Earth magic spells and enchantments. This charm will probably be the most powerful thing you will ever own.

Roll the paper into a spill and tie it round with a white thread. The thread represents the thread of your life.

Place this spill into your bag and sew up the fourth side. Wrap strong cord around it and suspend it around your neck when you are working in your circle, and keep it in your pocket the rest of the time.

You now have the most powerful man-made charm in the world.

As a magician, you will often be asked for a charm or talisman and you now know how to give them a first class, genuine charm. I shall talk about talismans later in the chapter.

During the lazy days of one midsummer, I was standing in the flower garden of a city park, watching goldfish in a large pond. Suddenly, some inner voice made me look up. There, sitting despondently on a bench, was a young man looking incredibly sad. I wandered over and, sitting next to him, said "Cheer up son, it may never happen." But, it already had — his girlfriend had fallen for someone else.

You, my friend, will find that, as a practising magician, many such problems will come your way. The witches of old knew a thing or two about the powers found in plants and flowers, and these charms can help you with this sort of problem. So, here are a few of those old charms:

If a young man seeks a girl's love, he should gather together:

One flower and two leaves of clover.

A pink carnation.

A few leaves of periwinkle.

He must place all these in an envelope and post it through the girl's letterbox.

If a young man seeks friendship with a girl, he should send her a bunch of the following flowers:

Thyme

Rosemary

Elder leaves

White jasmine

Mignonette

Everlasting flower.

He must make sure that the bouquet is delivered in the morning.

A jilted man should deliver, by hand, an envelope to his love. The envelope should contain quantities of absinthe, balsam and helena.

These simple charms seem to be powerless, but that is not so — we must always remember that flowers give off perfume. Different flowers give off different perfumes, thereby attracting different insects. Consequently there must be some inner, or unknown, reason for this — and we already know that perfumes have a magical influence over the mind.

Let me quote from a very old source (Chateaubriand, I think) — ‘The flower is the daughter of morning, the charm of spring, the source of perfume, the fascination of the virgin, the love of the poet...It fades quickly, like man, but it gently returns its leaves to earth. The essence of its perfume is preserved — they are the thoughts which survive it’

The wise young man will slip a few flower petals into his letter, when writing to his loved one. Flowers can, and will, speak of love. Remember this whenever you are asked about love potions.

To make up a medicine bag for the purpose of love, you should use as many of the following flowers as you can obtain:

Angelica
Burnet

Aster
Camellia

Absinthe
Camomile

Box
Columbine

Cornflower	Carnation	Forget-Me-Not	Hawthorn
Honeysuckle	Jasmine	Lily	Mallow
Rose	Strawberry	Sweet William	Sylvia
Violet	Yucca	Zinnia.	

Put the flowers or petals into the bag. Collect together the following items, and spread them out on a piece of white paper.

A small piece of gold paper, rolled into a small ball.

A small, blue bead (glass is best, but plastic will suffice).

A pinch of salt.

An apple pip.

A small pinch of earth, gathered from a park or field.

Leave them out in the moonlight for three nights then place them, still on the paper, on your altar. Ask Aphrodite to bless them, by saying "O Venus, daughter of the moon, gaze, with love on these offerings. This I ask, believing in thee, O immortal spirits. So let it stand. Amen."

Now place the objects into the bag. When you give it to your client he/she must place a coin of the realm into your hand. £1, or even a £5 note, will be a reasonable amount.

There are many books giving details of love spells, philtres and formulae for aphrodisiacs, but I only relate those that I have personal knowledge of, and that I know to be successful.

Philtres are best left alone, as most of them contain poison but, actually, the rituals I have given you are more powerful than anything else.

As for an aphrodisiac, I have always found that all that is really necessary, to attract the opposite sex, is to rub the body with verbena. But for those who really want to try the power of an aphrodisiac, make up this mixture:

20 grammes essence of cloves.

10 grammes essence of geranium.

200 grammes of alcohol warmed to 90 degrees.

You should wash all over, in very hot water, to open the pores. Rub yourself with the above mixture and you will find that the opposite sex will be powerfully attracted to you.

While we are on the subject of flower spells, I might as well give you a few old witch's spells:

To bring good luck to a member of the opposite sex, you should give her the following flowers:

<i>A red or white rose.</i>	<i>Red and white carnations.</i>
<i>Lily.</i>	<i>Convolvulus.</i>
<i>Clematis.</i>	<i>Mistletoe.</i>
<i>Daisy.</i>	<i>Clover.</i>
<i>Wallflower.</i>	<i>Hawthorn.</i>
<i>Cornflower.</i>	<i>Poppy.</i>
<i>Forget-Me-Not.</i>	

The following scents also bring good luck:

<i>Carnation.</i>	<i>Rose.</i>
<i>Violet.</i>	<i>Wallflower.</i>
<i>Amber.</i>	<i>Fern.</i>
<i>Cut hay.</i>	

To bring bad luck to a member of the opposite sex, you should give her these plants and flowers:

<i>Briar.</i>	<i>Bramble.</i>
<i>Holly.</i>	<i>Hemlock.</i>
<i>Nettle.</i>	<i>Tuberose.</i>
<i>Cyclamen.</i>	<i>Jonquil.</i>
<i>Digitalis</i>	<i>Moss</i>
<i>Grass and any other green or poisonous plants.</i>	

The following scents also bring bad luck:

<i>Trefle.</i>	<i>Incarnat.</i>
<i>Bergamot.</i>	<i>Musk.</i>
<i>Patchouli.</i>	<i>Ylang-ylang.</i>
<i>Any other strong perfume.</i>	

The witches also had a string of words which would bring bad luck to the person who used them. The witch would ask the

person to read a few lines, pretending that she was unable to read them herself. The lines would include those words that would bring the bad luck — pitch, hell and sticky.

Cheap, but effective talismans

Perhaps you are asking “What is a talisman?” Well, one great magician once described it as “The language of the invisible world. The language of pictures — understood by everyone. A symbolic language seen by clairvoyants, consecrated by tradition.”

Talismans influence the plane which the graphic figures and characters drawn or inscribed on them relate to.

The magician is asked to produce talismans for all kinds of purposes, and no book about magic can be complete without instruction on this art.

The talisman that you are bound to be asked for often is the one for love, so let us look closely at this.

Love comes under Venus, of course, so look up the appropriate tables to find which colours, plants and candles you should use.

You will also need: A piece of cardboard about four inches wide; green paper; a small tin of quick drying, white paint (look in model shops) and a thin tipped, artist’s paintbrush.

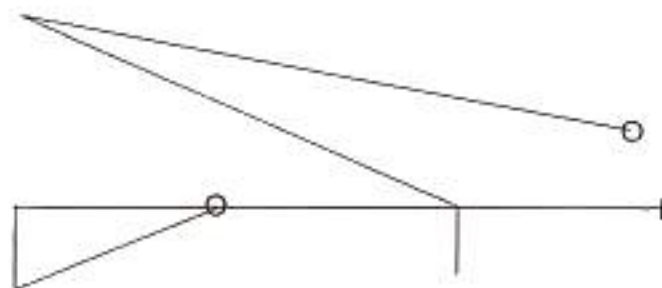
Place the royal lights, a green candle and the above materials on your altar, and form your circle.

Start by cutting out a circle, two or three inches in diameter, from the cardboard. Cover this, on both sides, with green paper. Carefully paint a small, white swan in the centre of this disc (the symbolic creature of Venus). Using the table below, write, in white paint, the numbers that represent your client’s name and the name of his/her loved one.

A	B	C	D	E	F	G	
H	I	J	K	L	M	N	
O	P	Q	#	★	R	S	
T	U	V	W	X	Y	Z	LETTERS
1	2	3	4	5	6	7	TO
8	9	10	11	12	13	14	NUMBERS
15	16	17	#	★	18	19	
20	21	22	23	24	25	26	

So, if your client's name is Mary and she wants to capture the heart of John, you would write the following numbers around the edge: 13. 1. 18. 25. and 10. 15. 8. 14. (13=M; 1=A; 18=R; 25=Y etc.)

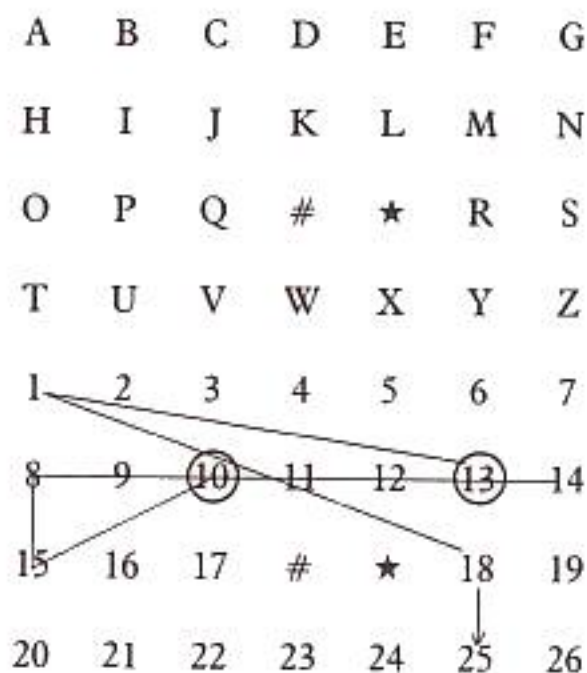
On the reverse side you should draw the appropriate sigil. In this case it will look like this:



This is found by connecting the numbers, representing the two names, by lines:

Make a small circle in the square that holds the number that represents the initial letter of the name. Now draw a straight line

from this circle to the square that contains the number representing the second letter of the name. Repeat this until you reach the final number. You can use a cross to indicate the end of the name.



The finished talisman should be consecrated by this short prayer: “Blessed art thou, O Aphrodite, who hast sanctified thy name and hast revealed it to those who worship from this Earth plane. Thou hast shown the pious ones the language of the symbol, and the working thereof. I ask thee now — bless this talisman. Let its ancient magic work forthwith and bring, to the one that seeks thy aid, blessed relief. This do I ask in the name of the ancient gods. Let it be, and in return I light this green candle unto thee.”

Light the candle and close the circle with the closing prayer. Leave the talisman and the burning candle on your altar for a further hour.

You should follow the same procedure for any other talisman you wish to make, just make sure that you have the correct materials by checking with the appropriate tables.

See if you can construct a talisman to bring you great wealth. What deity are you under the protection of? You will need the sigil of your chosen god, your own sigil, the sigil of the giver of wealth and enough time to check the tables for all the details that you need.

CHAPTER TEN

THE LOOK

The Romany gypsy claims to be descended from the ancient Egyptians. Whether that is true or not, it cannot be denied that certain ceremonies and practices do go back to ancient times. One of these is that very secret method of the gypsy — the Look or Magnetic eye, known as the Gypsy Kaka or Kali. By a single glance the gypsy equivalent of the Witch Doctor, can tell what is in a person's heart. It looks similar to the wide-eyed stare of the hypnotist, but, from a fair few feet away, he can read a person's innermost thoughts.

Now, I cannot guarantee that you will be able to use this skill as well as the gypsy, but I can guarantee that your eyesight will be improved by this method of eye training.

First, let it be understood that the practice mask is made by the gypsy himself. It is fashioned from seven lumps of clay, dug from a field during the time of the full moon. It is then consecrated

around a ceremonial fire and buried in the ashes to dry out. You, however, need not go to all that trouble — just pop down to your local toy shop and buy a child's paper mask.

Paste a piece of white paper over the eyeholes, and paint a black circle, about the size of a small coin, in the centre of each.

Now hold the mask away from the body, fingers behind and thumb in front. Hold it as far away as you possibly can, then slowly bring it back towards your face, keeping your eyes on the black circles. Repeat this exercise for at least 20 minutes daily, but try to increase this time to 30 minutes.

Now for the second set of exercises:

You need nine pieces of card that are equal sizes (or use nine plain postcards). Number them from one to nine and place them on your sanctuary wall in the pattern shown below:

[2] [3] [4]

[5] [1] [6]

[7] [8] [9]

Sit in a chair at the far side of the room and repeat the following instructions for at least 30 minutes daily:

Look at card No.1, which should be at eye level. Without moving your head, look at card No.2, then bring your eyes back to No.1.

Keep your head still and raise your eyes to No.4, then back to No.1.

Now look at No.7 (your head must not move at any time), look back to No.1, then to No.9 and back to No.1.

Next raise your eyes to No.3 and look back to No.1, then to No.8 and back to No.1.

Lastly look to No.5, back to No.1, then to No.6 and back to No.1.

Keep this up until you feel a strain in your eyes, then rest for at least five minutes. Carry on with the exercise, trying to keep going

for a little longer each time.

Rinse your eyes in cold water when you have finished. Try to build up to an hour at a time.

I used to work with a therapy group and several people with bad eyesight joined us. We found they had to keep changing their glasses for less strong ones, purely because of this exercise. This is because poor eyesight is not always due to a visual fault, but because of little used eye muscles. If the eye muscles are not regularly used, the eyeball tends to flatten and so cause visual distortion. This exercise makes the eye muscles work, and the exercise with the mask involves changing focus — consequently different muscles are also exercised, resulting in all round improved eyesight.

If you decide to take up healing, you will find that these exercises are not only beneficial to your clients but, in some strange way, they will also look forward to doing them. You can treat a fairly large group of people at once, and so earn a reasonable amount very easily. Remember — the labourer is worthy of his hire.

On the subject of eyesight, I thought you might like an old witch's cure for weak eyes.

Infuse equal amounts of camomile flowers and eyebright, and then strain off the liquid.

Take seven willow sticks and set them alight. Plunge the burning ends in the liquid. This liquid must then be filtered.

To use the infusion you should soak a pad of cottonwool in the liquid and lie the pad on the eyes for ten minutes.

It is claimed that this infusion, if left on the eyes for at least 25 minutes, will induce clairvoyance. For clairvoyance, the sigil of the entity to be evoked should be drawn on a piece of blotting paper. The blotting paper should then be soaked in the liquid and laid on the eyes. Visualise the entity's symbolic creature in your mind. Once this picture is quite clear, you may ask for what you want.

Incidentally, this same infusion is good for earache too. Just soak plugs of cottonwool in the liquid and place in your ears before going to bed. You will find almost instant relief.

CHAPTER ELEVEN

Although this book was written with the individual practitioner of magic in mind, there may well come a time when an individual wishes to form a small group or coven. And that is what I am going to look at in this chapter, but remember that some information will also apply to the lone worshipper.

Firstly, I would like to say a little about a group of dedicated souls who gathered together back in the early 1950s. They formed what, in time, became one of the most powerful groups in London. Many people applied to join, but few were ever accepted. Only if a member left the group, to move away, was a new member allowed to join.

So, what was this group like? Who was in it? What happened to those who followed its simple, yet awe inspiring, teachings?

Lucy was just 16 years old when she asked the leader to consider her for membership. She had just left school and had become a trainee hairdresser. Lucy was allowed to join the group and, by the time she was 21 years old, Lucy owned two hairdressing salons.

Kim joined when she was 18, and she now owns a modelling agency. Alice's story is the same. She entered the group when she was a young girl, and became a leading light in the Government.

Mary was 30 when the group was formed, and became a well known medical hypnotist; Jane is a successful business woman — I could go on and on as, during its existence, some 30 girls passed through this group. Each one did well and became well off.

So, what was the secret of this group?

It is a secret worth knowing, as you too can gain wealth and happiness by using their teachings.

You may have to change your outlook on life, yet I can guarantee that, if you follow this road, all you ever wish for can be yours.

I can say this truthfully because I speak from experience.

Everything that I write of I have experienced. No other author can write with such authority — I have first hand knowledge of everything I write about, unless I state otherwise. In my books you can read of things that have never been put in print before.

The first question you will probably ask is where did this knowledge originally come from?

It came from two sources: The Holy Bible and the ancient legend of the witches.

Let us look, firstly, at the Holy Bible.

— Jeremiah Chapter 44 Verse 15.

'Then all the men who knew that their wives were burning sacrifices to other gods and the crowds of women standing by answered Jeremiah, "We will not listen to what you tell us in the name of the Lord. We intend to fulfil all the promises by which we have bound ourselves: we will burn sacrifices to the queen of heaven and pour drink-offerings to her as we used to do, we and our fathers, our kings and princes, in the cities of Judah and in the streets of Jerusalem. We then had food in plenty and were content; no calamity touched us. But from the time we left off burning sacrifices to the queen of heaven and pouring drink-offerings to her, we have been in great want, and in the end we have fallen victims to sword and famine." And the women said, "When we burnt sacrifices to the queen of heaven and poured drink-offerings to her, our husbands knew full well that we were making crescent-cakes marked with her image and pouring drink-offerings to her."

We find the origin of the witches in The Book of Enoch. Enoch speaks of the children of God who taught the daughters of Earth to cast charms and enchantments.

The Gospel of the Witches of Italy tells us how we should worship. It describes the religion and worship of Diana, the queen of heaven, and her daughter, Aradia. It also states that Diana taught her daughter to work all witchcraft. We can learn much from the method of worship described in this book, so let us look more closely at this aspect.

The altar should be a large table, covered with green, set in the centre of your sanctuary. Place six white candles, a wine glass for each member of your group, a jug of mead (see recipe in this chapter) and plates for biscuits (or cakes) and cheese on the altar and stand a large dish, below the head of the table, on the floor.

Try to collect together ornaments in the shape of a swan and scatter these around the altar, between the candles.

You will also need a book to record intentions and propositions in and sandalwood incense (you can use joss sticks).

Use the correct coloured candles in each corner of the room. Some modern groups use coloured electric light bulbs instead of candles. However, if you do favour electric, use white candles in each corner as well, because the elementals work far more effectively when fire is present.

On the wall facing the head of the table, place a picture of a young goddess. This must be covered with a curtain whenever the group is not working.

The members of the group should be robed in white with a green sash. A green dove should be embroidered on the breast of each robe.

Finally, you need to make cakes, or biscuits, in the shape of a woman or representing the different phases of the moon. As all the group's working takes place 'sky-clad', it is sensible to arrange for a fire in the room. As no entity is actually evoked, it is quite safe to do this. Another 'nicety' is to arrange light music to play after the opening prayer and once the charge has been read.

This ceremony should be held on a Friday evening when the moon

is in the sky. In the last quarter, when there is no moon, the members should still meet, but there shouldn't be a ceremony. The candles and picture should remain covered. It is an idea to use this evening for discussing business matters.

And now for the ritual:

All members file into the sanctuary, fully robed. The priest goes to the head of the altar and the others should stand around the altar, facing inwards.

The priest should ask "Are you all here by your own free will and accord?"

Members: "Yes."

Priest: "Then, that being the case, I ask you, in accordance with the ancient rules, will you, one and all, disrobe?"

The members should turn and walk to the wall and, still facing the wall, disrobe. They should then return to their place at the altar.

Each member fills a glass with mead while the priest uncovers the picture of the goddess. The person on the priest's right hand should pour a glass of mead for the priest.

The priest returns to the altar and, raising his glass, he gives this toast: "Gracious lady, queen of heaven, grant unto us, this evening, all the things that are in our hearts."

Members: "So may it come to pass" and they should drink their mead.

The group should now place their glasses on the altar and turn to face the walls, while the priest lights all the altar candles. He then takes a lighted taper (or matches) and proceeds to the East corner (you can start with any corner, provided the same rotation is always used).

The priest should light the candle at this station saying "Eurus, wind of the East, we, who are assembled here to honour and give thanks to the queen of heaven, do invite you to attend this, our thanksgiving party."

The priest should visit each corner in turn, lighting the candle and inviting the appropriate wind to join the party, as he has with Eurus above.

East = Eurus

West = Zephyrus

South = Notus

North = Boreas

[By ancient Greek lore Eos, the dawn, and Astraeus, the starry sky, had four sons — Eurus, Zephyrus, Notus and Boreas — Author.]

The priest now returns to the head of the table requests the group to sit. The group turn and sit at the altar.

Priest: "I now declare this temple, dedicated to the queen of heaven, well and truly opened."

He pours a glass of mead and tips it into the dish (known as the Libation dish) at his feet saying "To you, O gracious Lady." (After the ceremony this mead is given to a member of the group who must empty it into the ground on her way home.)

"We will now pray, giving thanks for all our blessings:"

All the members should clasp their hands and rest them on the altar. They should remain so until the priest has finished reading The Charge.

THE PRAYER.

"Great Mother, Queen of Heaven, who was known, in ancient days, by the names of Artemis, Astarte, Dione, Athene, Aphrodite, Dana, Dianne, Arianrhod, Isis and many others, we are gathered here to offer our allegiance to you. We thank you for the blessing you have poured out on us. Into your hands we freely commit ourselves. Teach us to walk into your everlasting light and guard us during the night watches that we may ever bear witness to your love and bounty."

All: "So let it be."

THE CHARGE.

[This is, in fact, a modern version based on Leland's Aradia — Author.]

"Listen to the words of the Great Mother, who was, of old, known by many names... 'Whenever ye have need of anything, once in each week ye shall assemble in some secret place and adore me, the queen

of all witcheries. There shall ye assemble, ye who are fain to learn all sorcery. I shall teach ye things unknown, and ye shall be free. As a sign that ye shall be really free, ye shall be naked in your rites and ye may sing and dance and feast and make soft music. Even make love in praise of me, for mine is the ecstasy of the spirit and mine is the joy of Earth.

“ ‘I am the gracious goddess who give the gift of joy unto the heart of humanity. Upon the Earth I give my bounty, nor do I ask aught in sacrifice. Hear ye the words of the star goddess — she, in the dust of whose feet move the host of heaven. I am the beauty of the green Earth, the moon above the Earth. I am the mystery of the waters and the desire in the heart of man. Arise and come unto me. From me all things proceed, and unto me shall all things return. Lift up thy hearts and worship me, for I, knowing thy seeking, will give, unto thee, the things thou can never find without me. I am the beginning and the end of all things that thou desire.’ ”

Members: “Amen, let it be so.”

The group are now free to spend a merry evening in whatever way they please — except for one thing — each time they replenish their glasses they must look to the picture of the goddess and say “To thee Great Mother.”

The priest should set a time at which he will close the temple and therefore the evening’s merriment.

At the set time the members should sit with their hands clasped on the altar while the priest uses the following closing prayer:

“O Great Mother, we thank thee for thy blessings. As we came together, this evening, in love of thee, so do we now go our separate ways in love of each other. Love shall be our bond until we meet again to honour thee. We thank the gods of the winds for their attendance, and wish them now to go quietly back to their blessed realms, far beyond the domain of man. Go all, in peace and love. Until we meet again.”

All: Amen.

Priest: “I declare this temple is now cleared and all entities are commanded to return to their own domain.”

All the candles should be snuffed and the picture of the goddess should be covered. The Libation dish should be emptied and the mead given to the member whose turn it is to pour it out on the earth. An so the gathering is over.

As it is doubtful that you will be able to buy mead it will have to be specially brewed. It is possible to buy 'mead bags', which are like tea bags and should be boiled in wine to make mead, from herbalists and health food stores. Otherwise, here is my recipe:

1. Dissolve 4lbs of honey in a gallon of water.
2. Add 1oz of hops, 1/2oz of ginger and the pared rind of 2 lemons.
3. Boil for 1 hour then pour into a cask. The liquid should reach the brim.
4. While the liquid is still luke-warm add 1oz of yeast.
5. Leave to ferment. When the fermentation stops add 1oz isinglass and bung the casket tightly.
6. Bottle after 6 months.

If it is impossible to use mead it is possible to use any home-made wine.

NEW MEMBERS

The method that is most used to select new members is as follows: Firstly a full member must propose the applicant and another must second that proposal. The proposer must tell the group as much as he/she knows about the applicant.

At the next meeting two boxes are placed at one end of the room. One has a small hole in the top and is empty; the other contains an equal amount of white and black, marble-sized balls. The applicant's name is raised and each member goes to the full box and takes one ball which is then dropped into the other box. When each member has done this the box is opened in full view of the group and the colours counted. If there are more white balls than black the applicant is admitted and *vice versa*.

Each group should create their own initiation ceremony for new members. I am under oath not to reveal the actual ceremony used by the group which I have knowledge but here are some ideas which could form the bare bones of your ceremony. Obviously you will

have to work this up into something more interesting. You must ensure that the new member is faced with a fearful unknown. It must be something that should remain in the applicant's memory for all time. Readers that are considering forming a group are welcome to write to me for further information.

Generally, something along these lines: The new member should be led to the altar with her hands tied behind her back, blindfolded and with a noose loosely placed around her neck. At the altar she should repeat a solemn vow, then she should be presented to each member who should greet her with a kiss. Next she should be introduced to the gods of the four compass points.

She should then kneel in the centre of the room and repeat another vow or prayer. Finally she should be asked what she most desires, and should answer "To see the light." The blindfold should be removed with the words "So be it." At the altar her bonds should be released with the words "Now you are free. You will be welcomed, by all in the circle, with a kiss." Once again all the members should kiss the new member.

As I said, I cannot give you any further details but do write to me if you wish for further information.

CHAPTER TWELVE

A MONEY MAKING RITUAL

First you must look up your table of intentions and there you will find that wealth is bestowed by Jupiter. So, the deity we need is Poseidon, his colour is blue, his symbolic creature is the eagle, his day is Thursday, his plant is herb bennet or balm (obtained from the health shops) and the perfume associated with Poseidon is cinnamon or cloves.

The ritual:

Dress in your robe — if this is white add a blue sash — and enter the sanctuary. Spread a blue cloth (or paper) on the altar and place three blue candles and the royal lights on top of this. Also place a picture of an eagle, a few leaves of balm, a sheet of white paper and a blue pen or pencil on the altar.

Light all the candles and offer a short prayer to Poseidon. Thank him for all his help in days gone by. Thank him for being with you

on this particular day and ask for his benevolence and favour at this ceremony.

Next you must light the four corners candles and ask the blessing of each of the lords of the winds. Now you may sit and draw the following sigil:

On one side of the paper write your name with the blue pen. Under your name write 'Dedicated to the Lord Poseidon' and, to the best of your ability, draw an eagle.

Turn the paper over and, on the reverse side, draw this:



This sigil is formed from the words HOW CAN I MAKE MONEY. First you should cross out all the repeating letters:
H O W C A N I M A K E M O N E Y
Then rearrange the remaining letters:

H I becomes **H** then **H K** becomes **HK** then **HKW**

becomes **HKW** then **HKWY** becomes **HKW**

finally C encircles the glyph.



Now end with your normal signature. Sit quietly for a few moments before saying "My greatest need is to obtain wealth. How can I obtain £(exact amount you want). I know it is in your power, O Poseidon, to grant wealth to those who ask in your name

and under this sigil, as taught by men of old. Grant then, to me, the knowledge of how, without harm to others, I may gain this sorely needed money.

“And now, Lord Poseidon, I bid you leave in peace and thank you for your attention this evening. To the lords of the winds — I thank you, one and all, and bid you to leave for your blessed realms above the earth. As I blow out the candles I bid you constant loyalty.

“Blessed by your powers until the end of time.”

Now you should either leave the sanctuary or continue with the next ceremony.

You must try to forget all about what you have just done. If you have no other rituals to perform you should listen to music, watch a film or read an interesting book — anything that will absorb you and take your mind away from the ritual you have just performed.

To be effective the actual sigil must be carried on the person until there is a result. If nothing happens within a fortnight the ceremony should be repeated.

So, there are three parts of the operation of sigils:

1. Prayer
2. The construction of the actual sigil
3. Wiping all thought of the ceremony from the conscious mind.

The charging with power comes between the latter two parts. This is done by concentration on and visualisation of the object of the ceremony.

THE DARKER SIDE OF SIGILS

Young Jimmy Carey was a simple minded sort of lad. His father had died when he was quite young, leaving a small farm to his wife and child.

Jimmy was not unintelligent, but rather slow thinking but he worked the farm with his mother when he became old enough. Between them the farm prospered — the running of the farm, the crop rotation and the breeding programmes could not be faulted.

Jimmy's mother left this side to Jimmy and dealt with the financial side of the business.

Then came the day when Jimmy's mother died.

It was not too surprising that Jimmy's fellow men began to take advantage of this slow thinking chap and it wasn't long before a crafty man had taken over the farm. Shortly afterwards Jimmy was ousted from the farm altogether and was left to wander the roads almost penniless.

One evening the talk in the village turned to how this crafty fellow had done poor Jimmy down. It happened to be the same evening a black magician was in the pub, drawn to the area while seeking a country home. He soon heard the whole sad tale of Jimmy and his farm.

The following day the magician sought out Jimmy and talked with him for a while. He had Jimmy sign a piece of paper which stated that Jimmy wished revenge upon upon the man who had treated him so badly.

That evening the magician, on Jimmy's behalf, began the ceremony to destroy the trickster.

The ceremony was dedicated to Mars and had to be performed when the moon was waning on a Tuesday. On the altar were the royal lights, four red candles, a picture of a wolf and a picture of a bear. The altar cloth and pen for drawing the sigil were red.

The magician lit a cigar and puffed clouds of smoke around his sanctuary before removing the cigar from the room. Tobacco is the perfume for Aries and Mars.

After dedicating the ceremony to Mars, he called on the spirits of the winds. He then lit black candles and called on the dark angels to come and witness his ritual.


He formed the sigil by first drawing a man astride a lion. The man held a sword in one hand and in the other he held a stag's head aloft. A circle was drawn around this figure and along the edge of the circle he wrote 'Aries, I wish for revenge.'


The paper was turned over and a figure of a man was drawn. Pins were then drawn piercing him. This was sigilised as follows:




LET HIM DIE

LET HIM DIE

LTHMD = LT-

LTH-

LTHM-

LTHMD-



finished sigil

The magician then began to chant: “Emperor Lucifer, master of spirits. I adjure you to leave your home above the stars and lend me your aid this evening. In whatever quarter of the world you are, send me one of your dark angels. Let him come to me without smell or noise. These things I ask as I form this sigil. On its completion, my intention is to bury it in some dark place at the full of the moon. I would ask of you — as this sigil rots so let the soul of (the trickster’s name) rot and fall into your pit, where it shall become a plaything of the demons who worship you.

“All this I ask without harm to him on whose behalf I work. Let no harm come to him or to me. Now, bidding your angels to return without harm to me, I will bid you take your leave. Return to you own realm without leaving a smell of brimstone in this sanctuary. So, in leaving me, I bid you hail and farewell. By the kingdom of hell I command let it be.”

CHAPTER THIRTEEN

Dear Basil,

I am out of work and in debt for a large sum of money. I have heard how you have helped other people. Please will you tell me how to win the pools.

Jane.

Dear Basil,

My name is Lucy.
I am in debt and have lost my job. I know you are a magician and I think you know how to make money.

Please could you make me some.

Yours truly
Lucy.

Dear Basil,

I am going to ask you to help me, like what you have done to other people what have asked you...

A man has run off with my girl and I want very much to have her back. I think if I had a lot of money I might be able to buy her back.

Please could you put a curse on the man and tell me how to get a house and a lot of money.

Signed your very hopeful
John.

WHEW! !

During the course of a year I receive many such letters. Some I can help but others I find cannot be helped because they are not prepared to help themselves. Take the case of Suzy J. —

Dear Basil,

I have been going out with this boy for three months now and I love him very much.

I now find I am pregnant and I have lost my job. My landlord says I must leave my bedsitter as he can't have babies there.

I have been offered a flat but it is too expensive. Can you help me make more money?

Hoping you can.
I remain yours
Suzy.

Suzy's address was just a few miles away from the place I was staying at, so the following morning I went to find her. I found her house but her landlord told me that she wasn't in, and it wouldn't worry him if she didn't come back at all. I left Suzy a note asking her to meet me the next day in the local cafe.

The next day Suzy and I met in the cafe and, over a meal, I asked her if she believed in fairies. She replied that she didn't.

I asked whether she would believe me if I told her that fairies could bring her money, again she said no.

Finally I told her that I could teach her a ritual whereby she could ask the fairies to bring her money. Would she do that? The answer, as before, was a definite 'NO'.

So Suzy and I parted. I did see her once more. A few weeks later I bought her another meal and asked her how she was getting on. In tears she told me that her landlord had turned her and her belongings out on to the pavement. By the time she had returned from seeking another room, most of her personal possessions had been stolen.

How different it was with Katy.

Again I was faced with a girl who surely needed cash and needed it quickly. I spoke to her about the same ritual of asking the fairies for help and she snapped up my offer of tuition. Katy is now rich.

And so can you if you will try this out of the way method:

SPIRIT MOTORS, FAIRIES AND MONEY

I wonder how many authors have ever dared to write this: "The use of a spirit motor is a sure-fire method of bringing news of how to gain money."

First, a word about spirit motors. They are many and varied; they crop up with groups who are experimenting with occult methods of gaining information from other planes of existence; they are used to develop psychic powers, to teach mind control and to gain clairvoyant faculties.

Spirit motors come in all shapes and sizes and, by and large, they have nothing to do with spirits.

I know several methods of making these models but will only relate one. This method definitely works and it is a little known method — no one, outside of my group, has even heard of this method until now.

THE RITUAL OF SAP

[Sap is the Romany word for snake — Author]

Take a piece of thin cardboard (card from a cereal packet is ideal) and cut out a circle of some six inches diameter.

Cut the circle into a spiral — each circuit should be $\frac{1}{4}$ of an inch wide. It need not be absolutely precise.

Lie the spiral flat and mark it like a snake. I usually give it a green body with white or yellow bands. The snake's tail should be indented with a ballpoint pen (do not pierce right through it).

Stretch the spiral until it hangs down.

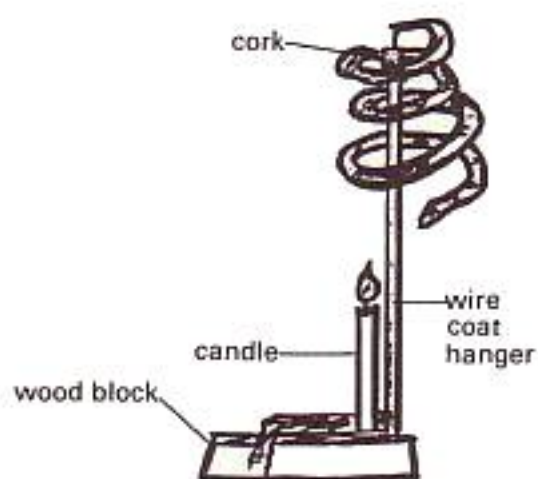
Push a cork into a bottle's neck and stick a needle, point first, into the cork.

Balance your sap on the needle by its tail, ensuring that it is free to turn.

Fasten a candle to the bottle so, when lit, the flame will be an inch below the sap.



CUT OUT ROUGH SPIRAL FROM CARD.



ALTERNATIVE METHOD

Place a green covering on your altar with a large red paper triangle, point towards you chair, on top of it. Next you should cut a strip of green paper, about an inch wide, and lie it across the

triangle. Hunt around toy shops and buy several small fairy figures which should be dotted around your altar for this ceremony. All these items are related to the Earth as you need to call upon the spirits of the Earth to help you in your search for information.

Green and red are the colours of the Earth; the triangle and strip make up the symbol of the Earth; the sap is an earthling, so all that is needed is your spiritual powers to get things going.

The ritual must be directed to the fairies. You don't have to believe in them but you must ask them to supply the knowledge you want. Maybe one day, when you find that they will answer your prayers, you will believe in them.

Perhaps you will say that it is all nonsense — and I will agree with you. Does that surprise you?

But let me ask you a question. Are you completely satisfied with your present state of life? Of course your answer is no. That is why you have purchased this book. You wish to improve your present state of affairs, at least that will be why the majority of you will have bought it. Some may just have wondered if it was worth reading.

If we assume that you have bought this book to improve your lot in life, and if I am going to be able to help you find satisfaction, I must ask you to bear with me and my nonsense — just for a little while.

Let's take a closer look at this nonsense: Why is it nonsense? It is only nonsense because you are measuring it against logic. And where has your logic got you to date? Not so good is it? Logic has let you down and now you are looking for something to help you. Why has your logic let you down? Because your logic is based on what you were taught in your childhood, and that knowledge is false.

In those early days you had no experience with which to check the truth of what you learnt. You have tried to build your life on this unfounded information, so is it any wonder that you have not been able to solve the many problems that life poses?

This is why so many people are turning to magic — to offset this false information. **YOU MUST REMEMBER THAT MAGIC AND LOGIC DO NOT AGREE.** When the chips are down,

magic will always win. I am asking you to forget logic and to turn to magic. Let magic take over for you.

Have I not said that this is a surefire method of gaining the knowledge you need to make money? Try it, prove it for yourself. Don't wait for others to get there first.

THE RITUAL

Sit at your altar and say a short prayer to the fairies, then light the candle under the sap.

This ritual can have a post-hypnotic effect, so it is necessary to say a canceller: "At the end of this ceremony I will clap my hands and say 'begone'. Again I shall clap my hands and say 'I am now wide awake and feeling well. All is well with me'."

As the sap begins to spin, watch it closely. Repeat, over and over, for several moments "At this moment in time, I am in command and my will must be obeyed. I command that certain knowledge shall be given to me and this knowledge shall be how I can obtain money."

After ten minutes blow out the candle, leave the room and continue with your normal affairs.

You should perform this ritual every day until the knowledge is made available to you. It can come in many different ways — sometimes it just pops into your head and at other times someone will give you an idea. You must be on the look out for this knowledge as it **will** be forthcoming.

It would be hard to find a simpler ritual, yet it has brought so much to so many. You are not being asked to believe in anything, just perform the ritual and wait for the results.

It is a good idea to have a cheap alarm clock on the altar which can be set to ring when this ten minutes is up.

The only danger involved with this ritual is if you forget the canceller. If this situation does arise — well, some people do say that they find it beneficial to wash their hands in cold water, or to let cold water run over their wrists.

As with all the magic rituals, the articles needed for this ceremony should be kept hidden away in a box when not in use. Make a

point of keeping your magic tools out of sight. Other people will effect the articles and their power.

Always remember these magic watch words:
DARE, DO and KEEP SILENT.

CHAPTER FOURTEEN

A magician meets many strange people and hears many strange stories and here is one of my experiences:

Rosie O'Grady was in trouble, bad trouble. Of course this is not her real name, but her trouble was real, there's no doubt about that. Rosie's mother had approached me as Rosie was dying, yet there was nothing medically wrong with her. She pleaded me to help. I had a long talk with this girl, but nothing came of it. Eventually I decided to try psychotherapy and, after a few sessions, this story came out:

Rosie was a spirited girl and had fallen foul of an old biddy. The old girl was reputed to be a witch of the dark fraternity and had sworn that she would put a curse on Rosie. However, Rosie and her friends had laughed at the old girl, not believing a word of it. Yet now she was dying, and each day she became a little weaker.

I set off to see the old woman and managed to convince her that I knew as much about magic and curses as she did. I told her that unless she lifted the curse off Rosie, she would follow Rosie to the grave.

So the spell was lifted and Rosie recovered her strength in a few weeks.

This curse was the curse of the coffin nails.

For the sake of interest, and to ensure your complete knowledge, I shall tell you the ancient curse of the coffin nails. It is taken from an ancient grimoire and has been updated for use today, although the old way is still very effective. The old method requires you to go to a cemetery and remove three nails from a coffin... The updated version is as follows:

Go to an undertakers and buy three coffin nails (nails from an undertaker are already dedicated to death).

Take a piece of paper and write on it the name of the person that you wish to put a curse on. Wrap the nails in this paper and take them to a cemetery.

Search among the headstones until you find one that matches the name you have written on the paper (surname only is quite sufficient).

Bury the nails and paper in the ground by this grave. Leave them there until the dark of the moon, that is when there is no moon in the sky. Watch the sky until you can see the new moon and then retrieve the nails and lie them somewhere that the moon will be able to shine on them. Leave them until the time of the full moon.

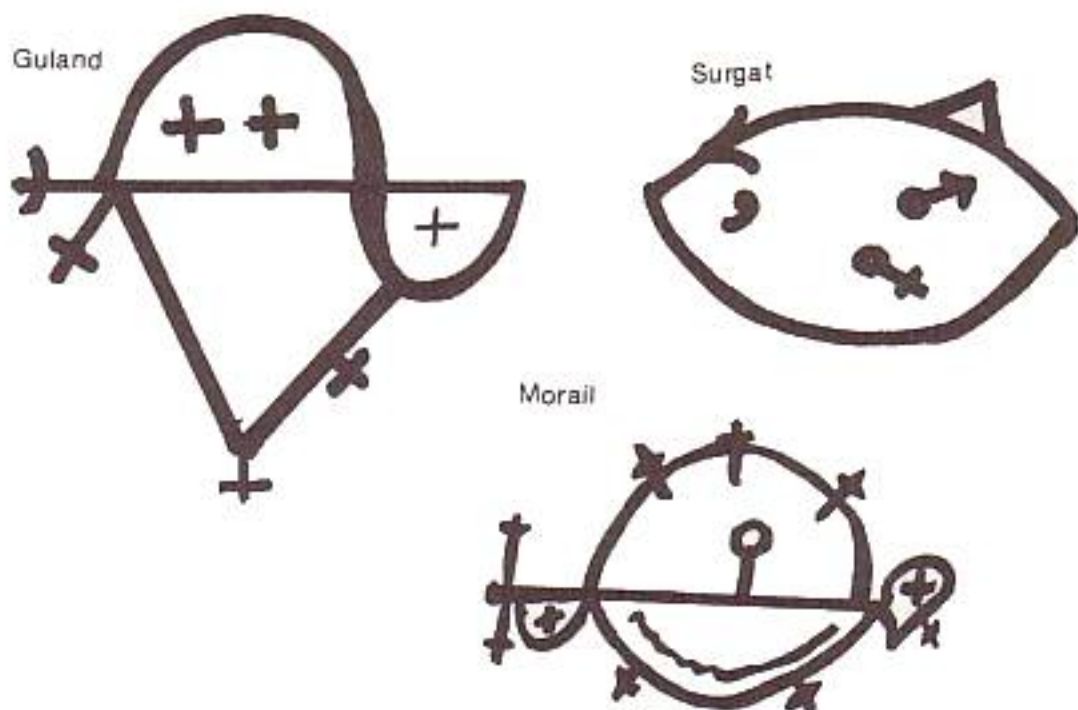
At the full moon, take the nails and hold them up to the sky saying "Nails, I take you so that you may serve to cause evil to all persons whom I will. In the name of the father, son and holy spirit, Amen."

Find a footprint of the person you wish to curse, and make the three figures of Gutlan, Surgat and Morail.

Fix the nails in the centre of the footprint and say "Pater nostrae terra". Drive the nails into the earth with a stone saying "Cause evil to (name) until I remove thee."

Cover the heads of the nails with a little dust but remember where you have put them as the curse cannot be lifted until the nails are removed.

To lift the curse you must remove the nails saying "I remove thee, so that the evil which thou hast caused to (name) shall cease. In the name of the father, the son and the holy spirit Amen."



Make sure that you pull the nails out with the hand that you did not use when you put them into the ground.

This is a very common curse, used effectively in many different lands. Do not attempt it unless you are in earnest. It is very dangerous to fool around with these old curses.


Another old charm you may find interesting follows. It is to make a girl come to you.

Watch for a crescent or waning moon. As soon as you see it make sure you also see a star. This must happen between 11pm and midnight.

Before starting the experiment you must write, on virgin parchment, the name of the girl you wish to attract. This should be drawn thus:

Place your left foot on the paper and look for the brightest star in the sky and say this prayer:

"I salute thee, O beautiful Moon, I conjure thee most beautiful star. O brilliant lights in the sky, by the air that I breathe; by the breath that leaves my body; by the earth upon which I now stand; by



all the named of the spirits; by the living princes; by the name of He who created all; by the angel Gabriel with the planet Mercury, prince Michiael and Melchidael — I conjure thee by all the names of the holy ones. I ask you to send down power to oppress, torture and harass the body and soul of this girl. I stand on her name so she will come to me and agree to my desires, liking nobody in this world but me. Should she turn from me, let her be tortured and made to suffer. Let her eyes fall out and her hair turn white, let her hands wither and her feet fail her. Go then, go at once. Go Melchidael, Bardox, Searden, Zazel, Firiell, Malcha and all those who follow thee and are with thee, I conjure you, by the great living God, to obey my will and I (your name) promise to satisfy thee.”

You should say this conjuration three times before burning the paper. Put the ashes in you left shoe and leave them there until the girl either comes to you or fades away.

Should you really wish for a female partner, I think you would be much better advised to use the voodoo dolls explained in Chapter Six.

While on this subject, I should mention that present day adepts who wish to attract a girl, use a much better method, but it only works when you are actually in contact with the woman.

Since times of old there has existed a substance known as Ruthvah. This deadly, infamous, legendary perfume had been used by witches, kings and magicians to attract women. Whilst

not an actual aphrodisiac, it is a powerful sexual compellant. The components of this perfume have always been kept a secret, but now science has produced a synthetic mixture that is said to be just as good as the original. While Ruthvah costs the earth to procure, there are now several covens that can supply this powerful substitute for around £25 a bottle.

It is common knowledge that some males have very little problem getting to 'first base' with females, while others can make no headway whatsoever. Research has shown that only some ten percent of the male sex have this irresistible charm over females. To cope with this disadvantage, those with the knowledge have turned to Ruthvah, or this new synthetic substitute MURFUR. To use it you should moisten your finger with Murfur and spread a small amount across your forehead. The press have dubbed this perfume as a new sex drug and, consequently, fantastic prices have been asked for it. I warn you against these sharks — you should not have to pay more than £25 for it.

CHAPTER FIFTEEN

Jack Spratt could eat no fat... Perhaps not, but the Jack Spratt of this story was getting very fat — in his wallet. Funny stories were circulating about our Jack. It was common knowledge that he was the leader of an elite group of men and women, several people had applied to join this group but none had been accepted.

It was know that each member had become very rich in some way and they met twice a week, in the evening. Rumour said they were spiritualists, others swore it was black magic, but none realised the truth.

These people had materialised an entity by thought power, and this entity provided them with everything they asked for. However, this entity had had no previous life — it was formed from pure thought.

I don't suppose you, dear reader, are going to believe that, but this is the simple truth. What is more, you too can manufacture a ghost from pure thought. This ghost will provide you with all you ever need, and it is not at all difficult — you just need practise and patience.

This probably began with Dion Fortune who, so she related, awoke one morning to find an 'Astral Wolf' at the foot of her bed. She assumed that this wolf had been formed by her unconscious mind. Although this was a long time ago occultists have not forgotten this story, and various groups have studied this thought from afar — some have even tried to emulate the materialisation.

The breakthrough came in 1970. In Canada a group of investigators, under the leadership of Dr. George and a Mrs Iris Owen, set out to make an entity from pure thought. First they invented a character, and then his life story. They created a thrilling story of a man who had lived in Cromwellian times and had fallen in love with a girl who, being accused of witchcraft, leapt from a castle to her death.

In a short time this entity did actually come to life. It not only enacted the story invented for him, but after a while he came up with the information unknown to any of the group members. When this information was researched it was found to be correct in every way.

As soon as this news was published, many groups sprang up all over Canada. News of entities that could move material objects and other such phenomena poured in. These entities were similar to the entity evoked by necromancy. The only difference was that these thought forms were under control of the sitters at all times, and no reports tell of entities getting out of hand. Consequently, we can assume that thought form entities are perfectly safe.

In 1971, a Mr Colin Brookes-Smith formed a group of his own. He, being an engineer, concentrated not so much on the phenomena that could be produced as the power produced by the entity. After a few months he wrote 'Given suitable procedures, paranormal forces could be made available by the pound.'

By the year 1979 at least ten groups were getting vivid results. Since 1971 masses of reports have been flooding in, all recounting paranormal experiences. There could be no doubting that something very peculiar was being produced by some of these groups, the problem was in validating the information as these groups were very reluctant to release the true stories behind their success.

I would like to recount a recent story from a Sunday newspaper: 'A certain man, accompanied by his wife and son, called on a widowed friend one afternoon. When they arrived at the house they found all the lights on but received no reply when they rang the doorbell.

'After trying the bell several times, the man looked through the window and saw the lady of the house walk from the kitchen, across the living room towards the front door. The woman failed to open the door and the man, assuming that she had gone upstairs, rang the bell several more times. But he rang in vain.

'The family returned home and the man rang the woman, thinking her bell must be out of order, but he received no reply. The man began to think that the woman may be in some trouble, so he decided to go to the house again. Again he looked through the window, and again he saw her walking through the kitchen and living room but still she would not answer the door. The man could do no more so he returned home.

'The following day he rang the house once again. This time the telephone was answered, and he chatted to the lady of the house. She was perfectly well but had been away for a couple of days and had left the house lights on to deter burglars.'

What the writer did not tell was if the woman in the story was a member of a psychic group experimenting on the paranormal. I have told you this story to show that certain groups do exist today, and to encourage you to form your own group to reap the tremendous benefits that can arise from evoking thought forms.

Way back, in 1964, when news of this phenomena was first leaked out, I and a few members of the coven of which I was priest, decided to form an inner group. The purpose of this group was to take up the study of, and to experiment with, this new idea of thought forms. We decided that if others could do it, then there should be no reason why we should not think up our own ghost and put it to work.

The group was successful in every way. We benefited in many ways — we only had to tell our ghost to fetch something and our will was obeyed. We asked for information, and received it; we asked for news from afar, and the ghost brought it to us; once we even

asked for a faraway member to be put under hypnotic control by telepathy and, once again, our ghost was successful.

I won't bore you with all the things that became possible but I will say that some of these things had us skating pretty close to the edge of the law. In fact we did have the police on the premises a few times, but the police couldn't prove anything so, eventually, we were granted a clean bill of health.

I shall tell you of ways to start a friendly group of your own. First, although this group will produce many things in common with a spiritualist, it is not necessary to include a medium in your group. Anyone can join, speaking in a religious sense, but it is advisable to take some care in your selection of members.

The essential ingredient is interest, look carefully at the actual reason behind a person's application to join the group.

Perhaps he has a young lady in mind; perhaps he wants to make friends; maybe he wishes to be close to another member of the group; perhaps he just wants somewhere to go in the evenings; maybe he is after easy money — there is nothing wrong with any of these ambitions but they aren't much use to you while forming a group.

To experiment in the paranormal, each member must be single-minded in his/her interest in the group. Look for members who are really interested in psychic research. You will be approached by many who are attracted merely by the sound of it, but I advise you to ignore these people too. In the long run you will find that common sense will ensure you choose well.

Avoid people with conflicting interests as enemies within the group will lead to trouble and will not further your cause. Some people are naturally quarrelsome; others only wish to be amused; and, of course there are the cynics — they try to explain away anything within your experiments that does not concur with their personal theories and beliefs; husband and wife teams seldom work well either... So, there's a long list of who not to recruit, now who should you recruit?

You should seek out sitters with an open minded, calm approach to life; people who are willing to work under your leadership and will co-operate with you at all times. Patience is a prime attribute that

should be present in each member of your group. Sitters often have to sit for hours with nothing happening, particularly at the outset. It could take weeks to get results, or it may happen quickly, but, so long as you are willing to persevere, you will eventually get results.

The practising spiritualist should be avoided. A medium, used to seance work is going to believe that all manifestations are the work of spirits. They tend to be incapable of discarding the spiritualistic explanations of any results that you may induce. This ruins your endeavours to obtain results by human skill alone. You *must* remember that you are working with the mind alone, spirits do not enter this psychic work.

Finally, ensure that each recruit has sufficient time to give, regularly, to the group.

Enough of who to enrol, and on to the group.

Ideally the group will be no larger than six, as any larger numbers tend to be hard to control.

Once the group is working, try not to take on any new members, no matter how suitable they may seem, as they will be a disruptive influence on the group. Even changing the place you meet can set you back weeks. The only change permissible is if a member should prove disruptive to the group and will not settle down. It is then better to change that person, and weather the disruption that change will cause, than to continue with that disruptive influence. Routine helps to achieve results. This means who meets, where you meet, when you meet and even the methods that you use must remain constant.

The order that the group sits around the table must be adhered to week after week, and the spokesperson, once chosen, should remain the same spokesperson.

Choose a suitable place to start with, somewhere that is convenient for all members. You need somewhere that you will not be disturbed, but remember that you may cause some disturbance. When you begin to get results they may well be noisy and quite hectic — you are evoking the things that can, and often do, go bump in the night — so avoid places with thin walls and anywhere that you can't soundproof.

All this work will need to be done in darkness, so you require a place where it is possible to completely block out unwanted light. Even a small chink of light from a streetlamp can block manifestations. Your thought form will only be able to contact you, initially, in the dark.

Meetings should be held twice a week and should not last for more than two hours at any one time. Ideally you should aim to work for an hour, then stop for a 15 minute break before continuing for a further hour. Too many meetings, and meetings that are too long, will retard, rather than speed the results. On no account must you allow you sitters to become weary.

I cannot tell you what you will experience as each group has a different phenomena. In the beginning however, the end result, for a persistent group, will be the materialisation of a thought form that can be asked to produce anything within reason.

I think the best way of explaining the working of such a group, and an idea of the kind of results you can expect, is to give you an account of a group I ran back in the late 60's:

I chose six young witches from my coven (aged from 16 - 25).

Each one was interested in psychic research. All were female, level headed and not given to any kind of hallucination or pretence and I chose them for their temperament and abilities.

The first time we met, we chose our seats and a spokeswoman. One girl was elected to be our scribe and she was to dutifully record the minutes of the group and any results obtained.

We then sat around the table, in normal dress (no smoking was allowed) and decided upon the appearance and character of our proposed entity. We decided on a very pretty young girl, born of a wealthy family and well educated. We decided that she lived in a huge mansion, set in its own fields and woods.

Our girl had a very happy childhood and was rather romantic. At the age of 18 she eloped with a handsome gypsy boy (the gypsy idea was to humour me!). She toured the country with this lad, visiting Horse Fairs and generally leading the life of a nomad. She was eventually arrested for fortune-telling and sent to prison. Later she was tried for witchcraft, found guilty and hanged.

That, in a nutshell, was our story.

We met every Monday and Friday evening for the next few weeks and each time we sat and discussed the life of this girl. Each added a story about her, fiction of course, as no attempt was made to liken her to any living person.

Our meetings always followed the same course — we told the story for the first hour, broke for tea and biscuits for 15 minutes, then resumed our places and sat, hands on the table, for the second hour.

During the second half of our eighth meeting there were suddenly loud knocks on the door, followed by a whirring sound in the walls of the room. Lucy, our spokeswoman, said “Do you wish to converse with us?” There were loud knocks and a very cold breeze stole around the table.

“Could you give one knock for ‘yes?’” asked Lucy. The table tilted up about six inches, then fell with a loud thud.

“Will you give two knocks for ‘no?’” The table tilted up and crashed down several times. For the rest of that evening loud knocks came from the walls and table, but we could not find a way to communicate with the source of these noises.

At the next sitting nothing happened. At the one after we were sitting discussing our girl (whom we had called Helen) when suddenly there were a series of loud knocks from the table. Lucy asked “Are you a spirit?” More knocks.

“Will you please give one knock for ‘yes’”, and a loud knock split the table top from end to end!

“Are you a spirit?” A series of knocks followed, so Lucy asked the spirit to give two knocks for ‘no’. There came one loud knock, and so our communication started.

When we had been in communication for some two weeks, we decide to buy a doll to represent Helen. We asked her, during our next sitting, if she would like this. As the answer was in the affirmative, we procured a doll and dressed her as the Helen of our story. We set this doll in the centre of the table and, at the following sitting, Lucy asked “Are you pleased with our material likeness?” The doll raised up in the air and started to float around the room. Finally it came to rest back on the table.

“Do you like her?” asked Lucy again and, faintly. From the

doll came a long, drawn out "Yes". It was low but quite unmistakable. From then on all our sittings brought communication in words from the doll.

Helen told us much about her life as a gypsy, and we laughed at some of the tricks she was taught to play — for example, one evening the doll began to sing "We will drab the bauler, were will drab the bauler." Once the session was over and we were discussing the evening's results, I translated the Romany for the group. 'Drab the bauler' means 'We will poison the pig'.

At the next sitting Lucy said "Will you tell us why you wished to poison the pig?"

Helen said "I took a little chavy with me to a farmer's house, and while I begged some water the Tawno Chico chavy (a small child) dropped poison into the pig's pen. The next day the pig was dead but my Engro (man) did go to the farmer and begged the dead pig from him."

"But surely a pig that has died from poison would be of no use" exclaimed Lucy.

"Dearie mire-ee me, o we rig to the tan the bauler (took the pig to the tent), toves the wendra well (washed the insides well) and then we had the kosko habben (merry banquet)."

We conversed like this for several weeks, and then one evening the doll suddenly rose up in the air. The air seemed to shimmer, and a dull red glow sprang up in the room — and there was Helen, standing near the table.

She was smiling and as we spoke to her she answered intelligently, but faintly. In the following weeks she grew stronger in every way until she could appear **IN THE FULL LIGHT OF THE ROOM** whenever we called her. I shall not tell you of all the things that transpired between us, you shall find that out with you own entity... I shall just say **ask and you will receive**.

Once again, dear reader, not being conversant with genuine magic you will probably doubt my word. I tell you that this is possible and is being done by many groups, even today. Many groups use this method to bring entities into this plane of existence. These entities are sometimes used to torment or are given to other people. Remember the incubi and succubi I spoke of in the opening

chapters? They are very, very real and you, or any other person so disposed, can easily produce one of these entities.

This is not dangerous if properly controlled, but if you let it get out of hand it can be very dangerous. Make sure your group is composed of stable minded people and all will be well. Woe betide your group if you include anyone of an unstable temperament.

In 1980, Morton Schatzman wrote a book that gives the life story of a girl who could materialise entities at will. Somehow she could also materialise the 'ghosts' of living people too. Dr Schatzman goes very deeply into the whole business of thought forms and so the story of Ruth will be interesting reading for anyone who wants to go further into this subject — I have barely scratched the surface.

CHAPTER SIXTEEN

FINAL THOUGHTS

I think I should end by telling you about statuettes which can become condensers of magnetic powers. They can be made or bought, but ideally should be formed from animal matter.

Top adepts construct their statuette (or fetish) from ivory or beeswax. Plant matter, such as hazelwood or resin, may also be used. If any other substance, such as clay, plasticine or candle wax is used, ensure that a bodily substance is added — a fingernail clipping, a strand of hair, a spot of blood or a fragment of skin is quite adequate.

The statuette is charged by incantations which must be chanted with fervour. This will form a current between the operator and the matter. The actual period of charging may be several weeks long, but you will know when it is fully charged as you will be able to feel the beneficial effects whenever you touch it.

The statuette should be insulated by standing it on a surface of low

conductivity — such as glass. Otherwise it can be suspended by a silk thread.

This fetish is the principle behind magic, whether white or black. Everything depends on the intention through the charging. If it should represent evil, or an evil person, then the magnetic rays given off by the figure will be evil. Owning such a statuette will bring bad luck, and even disaster, to those owning it.

You should be most careful when buying such an object from second-hand dealers. You may find one that is being sold exceptionally cheap — beware! It could well be that the figure was dedicated to Satan or one of the dark angels, and so is bringing bad luck to the dealer.

Take care in both the making and the use of fetishes. There is a danger of being charged in reverse by the actual figure. In the olden times, this was known as animal magnetism. In esoteric circles it is known as psychic energy which can be discharged by touching other people. If this charge has no outlet, it will become concentrated in the individual and this will lead to phantasms. This individual will become bewitched by his own magnetism and will, in time, become a neuropathic zombie.

The figure is charged with psychic influx from the sub-conscious mind through incantation, prayer or sacrifice. This energy is then transmitted to an entity, spirit or demon in a parallel world, by the magic of the spoken word.

This entity then performs the transmutation, or miracle, by an expulsion into our world. The other world keeps the refined psychic energy and sends an equal amount of their psychic waste to our world, in the form asked for — such as flowers, poison or even gold. The list is endless. It might be an incarnation of a demon or the physical appearance of a person, hallucinations, visions, ghostly images, thunder and other noise. Possessions must be guarded against, as the force evoked can cause trances — the incarnated demon can take over the magician's mind and perform acts that will cause, at least, embarrassment, at most, death.

As always, I am pleased to hear from those who read my books and will endeavour to help with any problems that arise from them. I am also willing to supply further information on the subject of esoteric magic.

MAGICK WITCHCRAFT POWER

WITCHCRAFT. The word evokes a strong response from everyone. In some a feeling of fascination and wonder is evoked, in others a feeling of unease. Some think secretly that it would be great to have the powers of a witch whilst others tremble at the thought of such power.

How do you feel about witchcraft? Fascination, interest? Or are you nervous or apprehensive? If the latter we suggest that you do not bother reading this advertisement or bothering to buy the book we want to tell you about. But if you are fascinated and intrigued please read on...

Almost everyone knows how witches were persecuted in olden times. But did you ever stop to think that the poor old ladies who were burnt as witches didn't seem to be really good examples of their powers. (i.e. if they really had power then how come they allowed themselves to be caught and burnt at the stake?)

The real truth is that all those poor old ladies burnt at the stake WERE NOT WITCHES AT ALL! They were simply old women who dabbled in herbalism and superstition, and came to sticky ends because they were not able to protect themselves against the hysteria of the Christian establishment. These unfortunate so-called "witches" simply HAD NO REAL POWER.

So who were the real witches in those days? THEY WERE PEOPLE OF NOBLE POSITION AND BIRTH! THEY WERE PRINCES, LAWYERS, MERCHANTS - EVEN HIGH RANKING CHURCHMEN! (Several Popes are believed to have secretly practised witchcraft!)

Times haven't changed much - the people who practise witchcraft in today's world are also amongst the rich and powerful, as well as ordinary working people.

Let's be blunt. Witchcraft is about POWER - the application of spiritual power for material gain. Christianity offers you riches "in the next life" - witchcraft says you can have riches now. That's why some Christians want to see witchcraft stopped because they recognise that if everyone knew the truth about witchcraft then everyone would turn their backs on Christianity!

Right now you can have POWER - power over your life and power over people. That power is WITCHCRAFT - the power that makes the opposite sex beg to do your bidding, and strikes fear into the hearts of your enemies! It is the power that can get you a job when maybe a hundred other people want the same job. It is the power that can make you win in gambling, even against difficult odds. It is the power that pulls the forces of luck and opportunity in your direction.

It is the POWER OF WITCHCRAFT - the power to get what you want out of life, the power that gives you the edge over the next person in all matters.

But isn't that unfair, not to say immoral? If you think so then you should not bother with witchcraft. You may be right. Witchcraft may be wrong. But that

consideration doesn't worry the witch or warlock who has more money or sex than she/he can handle - "morals" she/he leaves to the poor, ethic-stricken witch hunter!

We should make our position clear: we do not condone anything that willfully harms another person. Neither do we oppose Christianity (after all we have published Christian prayer and psalm books!). What we do oppose is the arrogant assumption that only Christianity is right!

We want to tell you about THE MOST EXCITING BOOK ON WITCHCRAFT EVER PUBLISHED! We have this book - it is available only from us, and we are really excited about it! And why this euphoria? Because quite simply we have never seen a witchcraft book like it. And here's the reasons why:

1. IT SHOWS HOW ANYONE CAN USE WITCHCRAFT TO GET WHAT SHE/HIS WANTS - EVEN IF SHE/HIS DIDN'T KNOW A THING ABOUT THE CRAFT BEFORE READING IT!
2. IT SHOWS HOW VIRTUALLY ANY PERSONAL PROBLEM CAN BE SOLVED BY THE READER THROUGH WITCHCRAFT IN AN AMAZINGLY SHORT TIME!

But the really good news is that THIS BOOK IS ALL YOU NEED TO HAVE IN ORDER TO LEARN AND PRACTICE WITCHCRAFT! YOU DON'T NEED OILS, HERBS, INCENSES AND ALL THE USUAL ELABORATE PARAPHERNALIA OF WITCHCRAFT!

But how can this be so? Witchcraft authors usually insist on these things, true, but that's why this book is unique, and why we are so enthusiastic about it. Carl Nagel, the author, understands that the complicated ritual and paraphernalia of witchcraft deters most people from pursuing the subject seriously and he has also wondered if all this paraphernalia is really necessary.

Mr. Nagel feels that IT IS NOT! He has studied the subject feverishly - he has analysed the beliefs and systems of the various schools of witchcraft, he has studied and applied the various rituals, he has sought the help and advice of other people in his research and experiments, and he has concluded that WITCHCRAFT PARAPHERNALIA IS NOT REALLY NEEDED!

What Mr. Nagel has in fact done is given the reader the TRUE, UNVARNISHED SECRETS OF WITCHCRAFT AMONG THE EXTRANEIOUS MATTER OF OTHER BOOKS!

Mr. Nagel is not a theorist. He has used witchcraft to solve his own problems - he has personally tested the rituals he supplies, and has got other people to test them. His rituals work - they are based on secret, centuries-old formulae which he has brought up-to-date. The rituals are for use in the privacy of one's home, are easy to perform, and are psychologically very satisfying. Mr. Nagel explains the entire world of practical witchcraft, giving everything you need for getting results from the Craft straight away! A brief summation of some of the book's content:

- ★ **MAGICK WITCHCRAFT CHANTS THAT BRING MONEY AND PROSPERITY!** Read how the author, who lives in Australia, charmed his way to obtaining an all-expenses paid holiday to Europe! Read how another man won \$500 in a lottery... and the case of a woman who found money coming to her from different, unexpected sources once she tried witchcraft!
- ★ **MAGICK WITCHCRAFT SPELLS THAT WORK ON THE OPPOSITE SEX!** Read about the ancient Asmodeus Lust Ritual, used by the author and those who have assisted him in his research, with amazing results! This ritual virtually MESMERIZES the opposite sex in wanting to be with you, and doing what you want! Read of another ritual employed by a woman to win the love of a man she adored!
- ★ **THE MAGICK WITCHCRAFT WAY TO TRUE LOVE!** Witchcraft can always get you sex, but it can get you something far better - TRUE LOVE! Read how it helped a lonely woman to find the perfect husband, and how it helped a shy young man to find the girl of his dreams!
- ★ **MAGICK WITCHCRAFT HEALTH SECRETS!** Witchcraft can rid you of sickness and disease! Read how mysterious witchcraft powers can cure you of virtually any ailment, and give you the power to heal others!
- ★ **MAGICK WITCHCRAFT SECRETS FOR FORETELLING THE FUTURE!** You can predict your future, and the future of your loved ones with 90% accuracy! The techniques are easy. If you foresee danger you can change your plans and avert tragedy! (If more people took an intelligent interest in witchcraft rather than being frightened of it many unhappy events would probably never occur!)

This book forms a complete working manual of witchcraft: if you want to start a witchcraft coven of your own you can use this as your study book or "bible". If you merely wish to use this book to help you out of the occasional problem it will suit your needs perfectly. It has been written for both the person of casual interest and serious interest. For the reader pursuing a serious interest in witchcraft Mr. Nagel reveals the magick secrets of Astral Projection, Tarot and Pendulum divination, Contacting the Dead, Witchcraft Initiation Rites, Sex Magick, Power Over People, reading Signs and Omens, Psychic Protection, and more including how to even turn an ordinary deck of playing cards into a powerful occult tool for predicting the future.

This has to be the witchcraft book everyone has waited for. It has to be the best. You will simply not find another book like it anywhere. Carl Nagel's idea of witchcraft equates with his idea of freedom: "Witchcraft gives you power - power that cannot be obtained by other means. It doesn't matter how humble your circumstances - if you have witchcraft working for you you have power. Nobody can stand in your way, no matter how powerful they may seem. With this power you have freedom from want and fear - the freedom to choose the life you want".

Mr. Nagel's book is a soft bound edition, but is guaranteed to last the use of a lifetime. To order simply quote "MAGICK WITCHCRAFT POWER" with payment of £14.95 (U.S.A. \$29.95).

QUESTIONS ABOUT 'MAGICK WITCHCRAFT POWER'

Can witchcraft help me get my lover/spouse back from another person?

ANSWER: Witchcraft can bring a fidelity that never dies. Try Mr. Nagel's Binding Ritual and see what happens!

I don't want to be rich, but would just like to have enough money to meet all my needs. Can witchcraft help me?

ANSWER: Indeed, not everyone wants mansions and Jaguars! Witchcraft will always help you through life - you will never feel intimidated by big bills again!

Can witchcraft protect me from a bullying person?

ANSWER: Not only can it protect you, but better still punish the offender!

I want a win on the Pools, and better luck with bingo and lotteries - can witchcraft help?

ANSWER: The magick powers of witchcraft work with the unseen forces of luck - by casting witchcraft spells you immediately increase your chances of winning in almost any gambling situation.

My health is poor - can witchcraft help me?

ANSWER: Witchcraft should not be employed as a substitute for proper professional care, but that understood, you will find in this book a goldmine of witchcraft health advice for assisting the cure of almost any health problems. Mr. Nagel relates how one woman cured herself of a chronic stomach disorder, and another man mended his badly broken arm, thanks to witchcraft health secrets!

Can you guarantee that this book will help me?

ANSWER: Only you can answer that because success depends on the small effort you must make to get it to work for you!

I am not psychic and neither do I understand these matters - is this a disadvantage?

ANSWER: Not at all! Whilst this book can benefit the experienced reader it is of particular help to the inexperienced person; it will put him or her on the right track immediately! You do not have to be "psychic" to start obtaining results from witchcraft straight away!

ALSO OF INTEREST FROM FINBARR:

I AM IN COMPLETE CONTROL by **D. Savage**. With little effort you can quell the desire to smoke, eat sweet things, and bad habits in general. Unusual method. No positive thinking, rituals or equipment. **£3.95 (\$9.95)**

MUSCLE BUILDING FOR BEGINNERS by **O. Heidemstam**. Everything you need to know for building a strong, muscular body. **£4.95 (\$6.95)**

MYSTIC MIND POWER by **C. Nagel**. A veritable treasure chest of mind power secrets for gaining love, riches, power, health, etc. **£12.75 (\$29.95)**

THE SECRET OF NEAR-PERFECT LIVING by **J. Cullinan**. Author describes the secret as "the greatest and most meaningful experience that can happen to any human being" **£6.00 (\$15.50)**

PEACE OF MIND: How to Find It in a Troubled World by **J. Cullinan**. How to live in peace with yourself; live without pressure; gain great personal power. **£2.75 (\$7.50)**

THE PLAIN TRUTH ABOUT OCCULTISM by **J. Cullinan**. Reveals what most occult authors are unable to reveal. A real eye-opener. **£5.95 (\$14.95)**

HOW TO LOOK INCREDIBLY YOUNG/HOW TO BECOME TALLER by **J. Cullinan**. Gives potent techniques for looking many years younger; also unique exercise for aiding height increase. **£3.95 (\$9.95)**

THE NO-EFFORT WAY TO SELF-IMPROVEMENT by **M. Brooks, J. Cullinan & R. Peartree**. Actually 3 publications in 1, issued as a replacement for J. Cullinan's 'How to Change Yourself and Your Life - Without Will Power or Effort!'. Said to be the most potent self-improvement system in existence. **£10.00 (\$19.95)**

MIND OVER BODY: How to Build Massive Muscle & Herculean Strength by **Finbarr Research, J. Cullinan's** tape system for bodybuilders & Sportsmen. **£2.50 (\$6.95)**

THE MONEY SECRET by **D. Peake**. Title is actually misleading as this book provides no less than 33 different 'mind secrets' for making money. **£4.95 (\$12.95)**

HOW TO FIND YOUR TRUE SOUL-MATE by **J. Cullinan**. How to find the most perfect person for you. **£3 (\$7.50)**

THE TRUTH ABOUT SURVIVAL & SPIRITUALISM by **E. Bruce-Barker**. Author, a spiritualist of 50 years, rocked the spiritualist establishment with this book. For those who believe in the Afterlife, but are dissatisfied with the explanations of mediums this book is essential reading. **£5 (\$12.95)**

THE LIFE GAME: HOW TO PLAY IT TO WIN by **D. Peake**. Still Finbarr's most requested author, Mr Peake delivers practical wisdom on how to stop being a loser in life. **£5 (\$12.95)**

PROVEN PSYCHO-MIND TECHNIQUES by **M. Bottomley**. Lose or gain weight; regain sexual virility; improve sports performance; get rid of migraine - your mind can do this, and much more for you, according to author. **£6.95 (\$14.95)**

THE RICK NELSON STORY by **J. Stafford**. 266 pages, inc. 40 pages of photos, on the teenage star who in 1958-63 was second only to Elvis in popularity. **£10.95 (\$20)**

MY FORMULA FOR SUCCESS WITH THE OCCULT by **J. Chaney**. One man's personal story of how love, riches, health are possible through working with safe occult formula. This is a personal report (not a book). **£3 (\$5)**

THE SLIMMING SECRET THAT SAVED MY MARRIAGE by **P. Ford**. Another personal report (not a book). Not a diet; she claims it really works. **£2 (\$5)**

YOU NEED NOT AGE NOR DIE by **D. Conway**. Strangest book ever published! Author risked ridicule when he claimed that some people alive today are thousands of years old. He gives the magic ritual used to stop ageing. **£12.95 (\$29.95)**

LETTERS FROM AN OCCULTIST by **M. Bottomley**. How author helped readers solve seemingly insoluble problems through occult ritual. **£3.95 (\$9.95)**

Prices shown in U.S. dollars include air mail delivery to U.S.A. Send order to:

FINBARR INTERNATIONAL (BC2)

16 Turketel Rd., Folkestone CT20 2PA, England.