

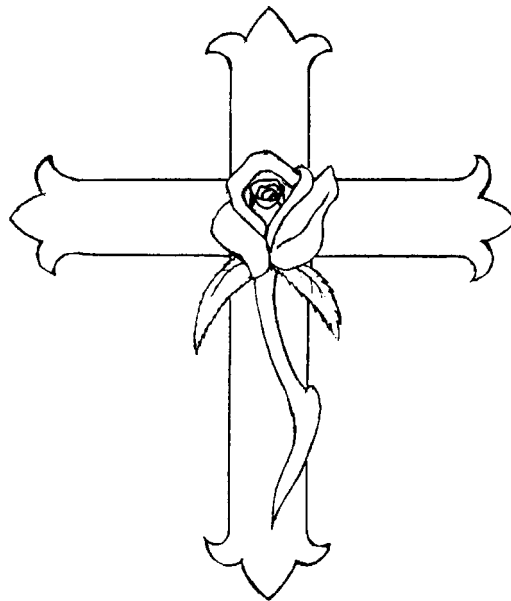
B

The Pentagram Rituals and Complete Symbolism of the Pentagram

R . R . E T A . C .



Z E L A T O R A D E P T U S M I N O R


⑤=⑥



This material is private and has been lent to me on trust, to return on demand. It contains nothing of pecuniary value and nothing personal to myself. I hereby direct my legal representatives whomsoever, in case of my death or incapacity, to return the same at once, unread and unopened, to G.H. Frater P.C.A. 14050 Cherry Ave. Suite R-159 Fontana, CA 92337.

The complete symbol of the pentagram is given to the Z.A.M. as a tool and symbol for traveling and skrying in the Spirit Vision. This complete symbol should be constructed by the Z.A.M. and each portion of it studied and committed to a deep understanding. The instruction on the complete pentagram diagram remains unpublished and available only to our Order.

First, you will observe that the  portion (the top point) is attributed to the Scepter of Hermes, the rays of ζ , and the . This is the point of Quintessence, the alchemical ψ . The color is of purity and is therefore colored white. The sephiroth attributed unto its two angles are $\tau\kappa$ and $hmkj$. The two side points or arms of the pentagram are attributed unto M on the left and N on the right. The left arm attributed to the element of M is represented by the sword, ζ , and Man. The Kerubic emblem of κ is also attributed to the left arm. This arm is colored yellow. The top horizontal line which partly forms the arm is attributed to $\tau\omega\kappa l m$. $\tau\omega\kappa l m$ is of the center pillar of which all the above sephiroth are of the sephirothic element of M. In addition, the top portion of $\tau\omega\kappa l m$ is attributed to M. This is represented by the top portion being of a citrine color. This alludes to a deep and profound mystery. The mystery is that the Macroprosopus is represented by $hyha$ and is contained, yet hidden, within the symbol of the Microprosopus. The symbol of the Microprosopus is the pentagram, while the symbol of the Macroprosopus is the hexagram. The pentagram is a most potent symbol and is the Signet Star of the Microprosopus. It represents the operation of the eternal and Divine Spirit and the four elements under the Divine presidency of the name, $h\omega chy$. To understand this profound mystery is of the greatest importance to the Adept.

The right arm of the pentagram is attributed to the element of N. It is represented by the Kerubic , h , and the cup. The color of this point of the pentagram is blue. The horizontal line forming the top portion of this point is attributed to the sephiroth of $hnyb$. This is because $hnyb$ is the sephira from which the clear eternal waters spring forth.

The bottom two lines forming the M point of the pentagram and the N point of the pentagram are:

M $d\omega sy$

N dsj

Observe closely that $d\omega sy$ is conjoined unto $\tau\omega\kappa l m$ and dsj is conjoined unto $hnyb$. N to N, M to M.

The bottom left point of the pentagram is attributed unto the element of L.

This point of the pentagram is attributed to the Kerubic emblem β , h final and the pantacle. The color of this point in the pentagram is to be colored russet. The two angled lines forming this point in the pentagram are attributed unto the sephiroth of $d\omega h$ and $j\ \chi$.

The bottom right foot or point of the pentagram is attributed unto the element of O. This point of the pentagram is attributed to the Kerubic emblem of e , y , and to the wand. The color of this point is a bright scarlet. The two lines drawn at an angle to

formulate this point are attributed to the sephiroth of hrwbg and trap t. It is here that the O and M dependency is revealed.

The pentagram under the presidency of the name hꞛchy is formulated in two ways in the hexagonal center. These letters should be painted in the white color of ☉ on the black background on which the entire pentagram symbol is painted.

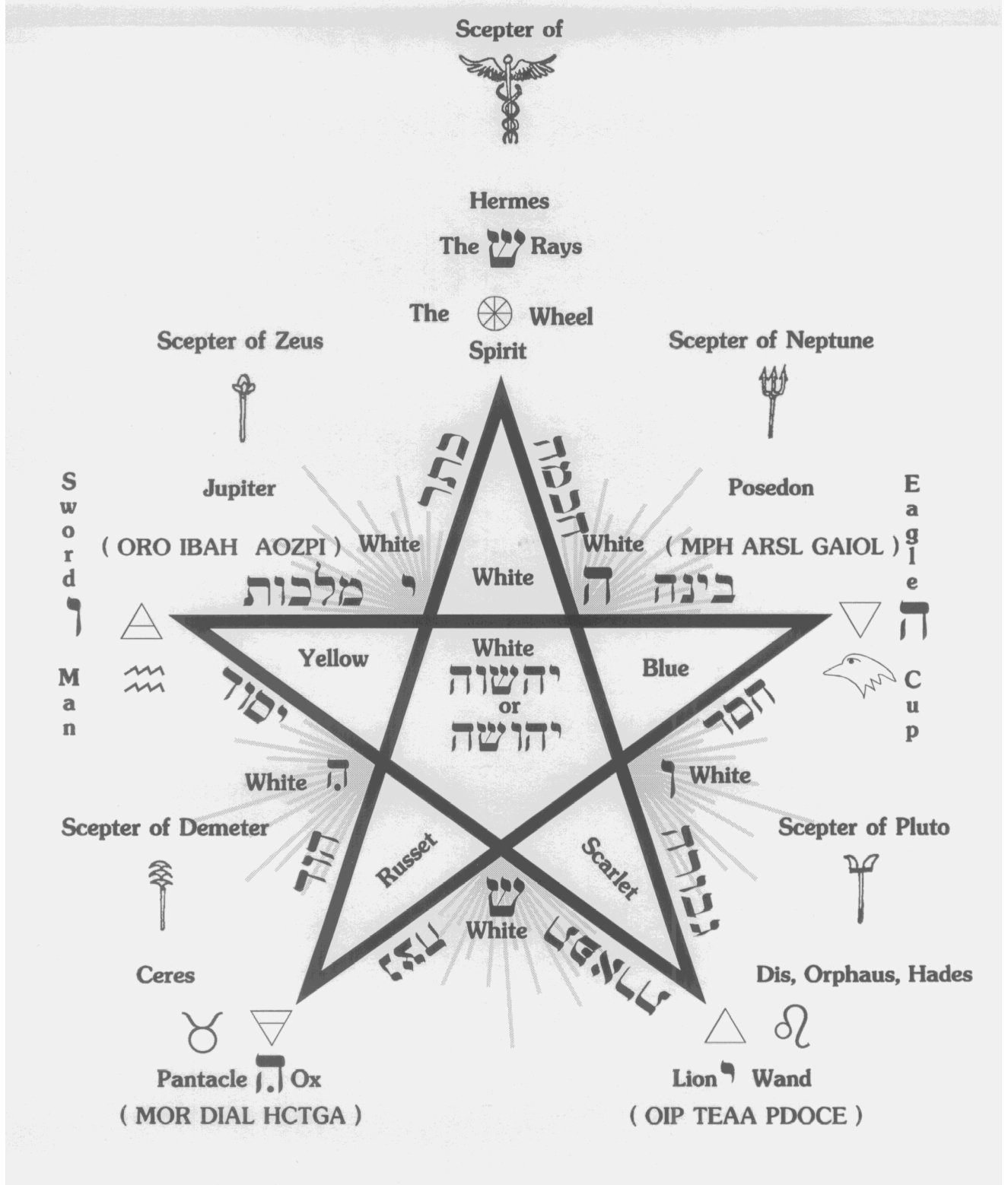
The top portion of the pentagram is symbolized by the Scepter of Hermes, the letter C, and the rays which issue forth from the five corner angles of the pentagram.

The Scepter of Zeus, or Jupiter, is emblematic of the left side, while the Scepter of Neptune and Poseidon is emblematic of the right side of the pentagram.

Beyond the bottom two feet of the pentagram are the Scepter of Pluto, Dis, Orphaus Hades in the O angle, and the Scepter of Demeter or Ceres in the L angle.

The letters of the Pentagrammaton are drawn in their appropriate colors over the white rays which issue forth from the five corner angles.

Study the diagram well and let the Z.A.M. construct his own full color diagram on a black background. This way, each corridor of the pentagram may be explored by methods of traveling and skrying in the Spirit Vision.



The Pentagram Ritual

(S.B.R.P. and S.I.R.P.)

The pentagram is under the presidency of $\text{h}\omega\text{ch}\gamma$. The four elements form a cross in the pentagram and are governed by $\text{h}\omega\text{h}\gamma$ with the \otimes point uppermost. It is a fitting symbol of the Microprosopic Man stretched out in perfect balance and harmony before the Divine. The letter c is the symbol of the "Fires of Life," the $\text{\textbackslash}yhl a j \omega r$, the Divine Spirit that hovered over the Waters of Creation. When the letter c is added to the Tetragrammaton, it forms the name $\text{h}\omega\text{ch}\gamma$, $\text{h}\text{c}\omega\text{h}\gamma$. The latter name is the formation when the letter c is placed between the three letters of the Tetragrammaton and ruling L . As one can observe from the diagram of the complete pentagram, a ray representing the Divine issueth forth from each angle. Therefore, the true name of the pentagram is called the "Flaming Pentagram" or "Star of Great Light." This affirms the power and force of the Divine Light to be found within this most sacred symbol.

The pentagram must be traced with the single point upward. It is a symbol of Spirit ruling over matter. When it is traced in an adverse fashion with the single point down, it becomes an "evil" symbol affirming the empire of the mundane and matter over the Divine Spirit. See that thou dost not trace it adversely except in rare circumstances when it is absolutely necessary for the working and conversing with an evil spirit. This is done only so that the evil natured spirit may be retained before thee without causing the spirit undo torment. "Know well that thou hast no right to injure or hurt even 'evil spirits' to gratify thine own curiosity."

When the need shall arise for such a working with an evil-natured spirit, thou shalt hold the blade of thy sword upon the spirit until such a time when thou shalt give him the license to depart.

Let the Adept draw the complete pentagram as taught in the first portion of this lesson and have it near during all important workings.

It is vital when tracing a circle for an area of working that thou complete the circle. The circle must be complete before any invocational work commences.

Within the pentagram there are invisible currents. From O to M , and from L to N . The currents are that of \otimes as represented by the letter c .

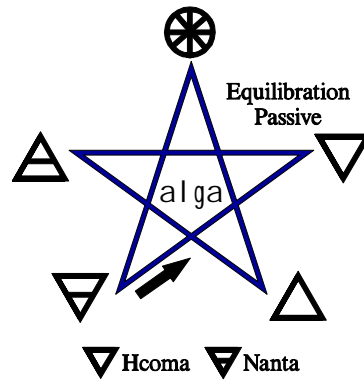
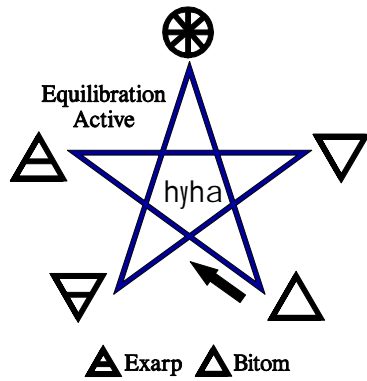
It is the currents of \otimes that are symbolized by the Active and Passive Pentagrams of \otimes . These pentagrams should proceed and close all invocations and evocations. It is the tracing of these important pentagrams that allows the elements to be in a state of equilibrium and harmony. In closing, these currents are reversed.

Note: Herein is a great secret and blind hidden from the uninitiated practitioner of our science. In the Watchtower Ritual, the Invoking Pentagrams of \otimes should be traced over the altar in the center of the working in the opening and in the closing as well. The uninitiated will be performing a ritual and possibly working with elements not in harmony with each other.

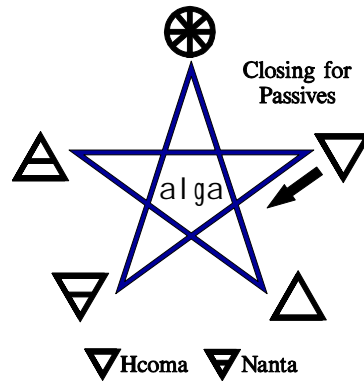
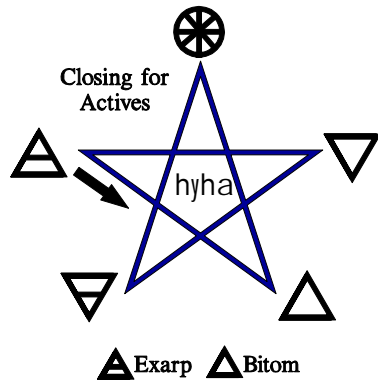
The L.B.R.P. is taught in the Outer Order so it will not be covered in this lesson. The L.B.R.P. is for general work and unimportant matters.

The following are Banishing and Invoking Spirit Pentagrams, both Active and Passive.

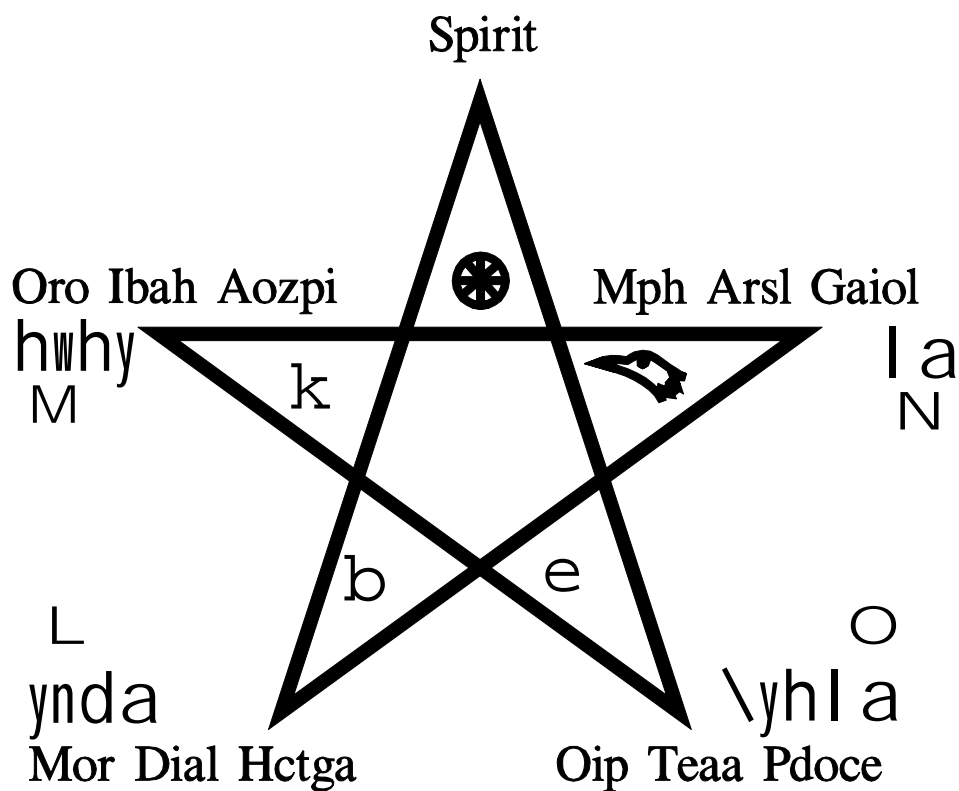
SPIRIT INVOKING PENTAGRAMS



SPIRIT BANISHING PENTAGRAMS



The sigil of the "Wheel of Spirit" should be traced in the center.



The following are the names from the Tablet of Union used in the Supreme Ritual of the Pentagram.

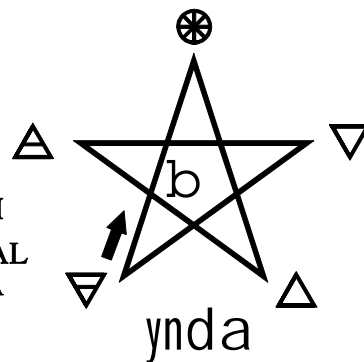
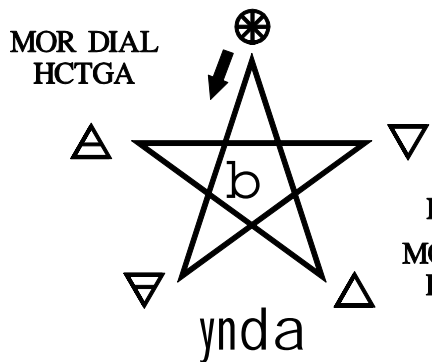
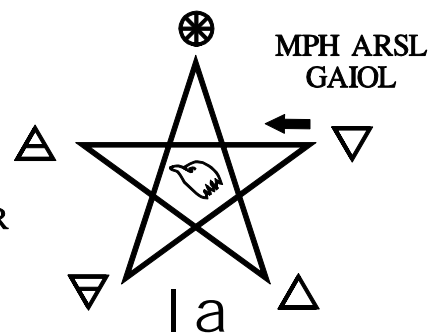
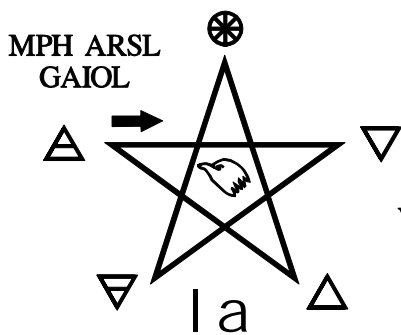
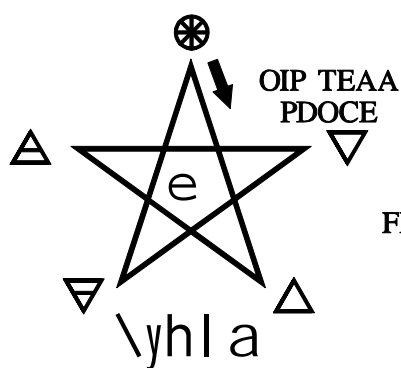
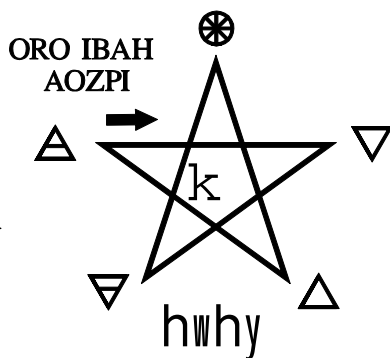
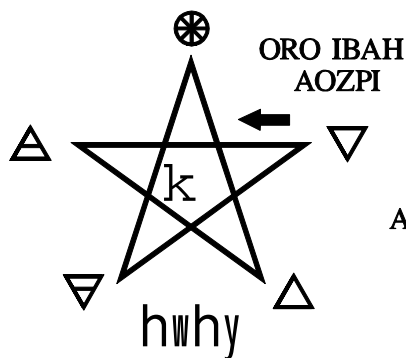
E	X	A	R	P
H	C	O	M	A
N	A	N	T	A
B	I	T	O	M

Note: These names are not vibrated when one is performing the Supreme Ritual of the Pentagram without a Tablet of Union. As a rule, Enochian names are only vibrated when a Tablet of Union and the four Watchtower Tablets are present.

The following are the elemental pentagrams, both invoking and banishing.

INVOKING

BANISHING



Observe that the currents descendeth from the ☉ to the L in the Invoking Pentagram of L. In the Banishing Pentagram, the current is reversed.


The Kerubic sigil of ♄ should be drawn in the center of the pentagram.

Let the Adept be aware that the Banishing Pentagram of L may be traced as a potent symbol of protection between thee and any opposing astral force by simply tracing it in the air before the opposing force. Let the Adept take due care, to in all cases make certain the pentagram is proportional, and the ends fully closed.

Observe that the Invoking Pentagram of M begins from N and N begins from the angle of M. O, like L, begins with ☉. The Adept should take notice that an Active-Passive elemental relationship exists within the symbol of the pentagram.

Trace the Kerubic sign of the element in the center of the pentagram.

Should you need to limit or confine the elemental energy as in talisman working, then draw a circle clockwise around the pentagram; otherwise, do not draw a circle around it.



The basic rule is that thou shall invoke toward and banish from the point to which the element is attributed.

M has a watery symbol, ♋. It is the container of rain and moisture.

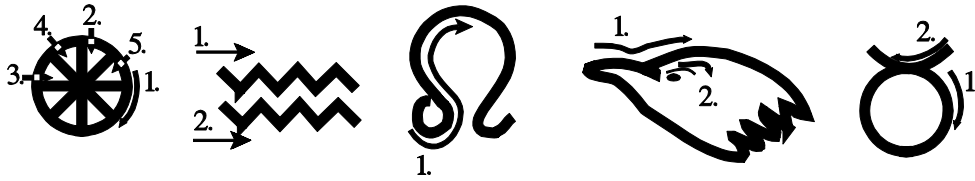
O is symbolized by the sign of ♌. ♌ is the sign when the hot sun is most fiery upon the Earth.

N is represented by the symbol ♍. It is a symbol of alchemical distillation.

L hath the laborious ♎.

The following manner is the correct way to trace the Kerubic emblems in the center of their respective pentagrams.

Symbols:



Spirit Wheel Aquarius Kerub Leo Kerub Eagle Kerub Taurus Kerub

The attributions of the elements in their respective position are derived from the winds:

East wind is attributed to M.

Southern wind bringeth into action the nature of heat and O.

West wind bringeth rain and moisture, N.

North winds are cold and dry like the L .

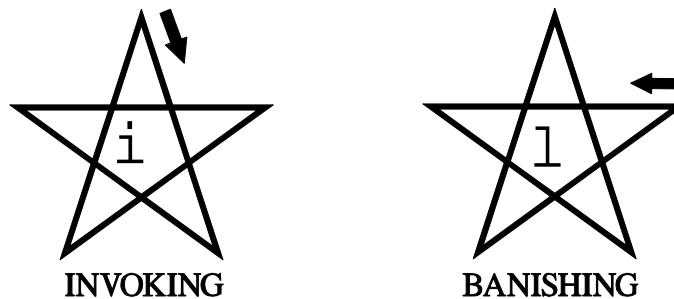
The natural positions of the elements in the zodiac are different.

O is in the east, L is in the south, M is in the west, N is in the north.

Let the Adept be aware that when invoking, it is better to look toward the position of the winds. The Earth is ever turning on her poles and thus more subject to their influence. But if the Adept shall venture unto their abodes as in traveling in the Spirit Vision, it is better to take their position in the zodiac.

When tracing the Pentagram of ☼, thou shall give the 5=6 Sign, for L, the Zelator Sign, for M, the Theoricus Sign, for N, that of Practicus, and for O, the Sign of the Philosophus.

The pentagram may be used for invoking or banishing zodiacal forces. Each zodiacal sign has an elemental quality. Let the Adept use the pentagram that contains the elemental quality of the sign to be invoked or banished. Take note of the following example:



When tracing a symbol, commence in the left-hand position and follow the direction of the A.


When invoking the forces of the zodiac, make certain to erect an astrological scheme of the heavens for the time of working so that the Adept will know what quarter or direction to face. The use of an ephemeris can be invaluable for this task.

When working with the planets and in stubborn zodiacal cases, it may be more effective to use the Hexagram Ritual.


The pentagram, when performed effectively, unites a force, a current, a color and a sound. Each angle of the pentagram is assigned certain Hebrew Divine names from the Angelic Tablets. This can be seen in the expanded diagram at the beginning of this lesson. These Divine names must be vibrated with the Invoking and the Banishing Pentagram.

Let the Adept again be reminded that the Enochian names are not vibrated without the presence of the Tablet of Union and the four Watchtower Tablets.


Remember to invoke the forces of the four elements in the four quarters, beginning in the east, then moving to the south, the west and then the north, taking due care to complete the circle in the east. All invocations and banishings are to be opened and closed with the Qabalistic Cross. In some cases, certain other names that pertain to the quarter may also be vibrated.

Make certain that the following Pentagrams of  are utilized in conjunction with the proper Elemental Pentagram; either invoking or banishing, according to the work you are doing, and take due caution to vibrate the proper names with the proper pentagram.

- O - Active Spirit Pentagram
- M - Active Spirit Pentagram
- N - Passive Spirit Pentagram
- L - Passive Spirit Pentagram

This ritual requires that the Adept be fully competent with the L.B.R.P. before advancing on with the S.B.R.P./S.I.R.P.. Remember that the points of the pentagram represent the five magical elements, beginning with  at the apex, and moving clockwise within the pentagram symbol to N, O, L, and then M.

In the L.B.R.P., the pentagrams begin from the lower left point, moving toward the apex. This is the Banishing Earth Pentagram. To perform the L.I.R.P., the pentagram is drawn in the reverse, beginning from the top apex and moving toward the lower left. This is known as the Invoking Pentagram of L. Here, then, is a simple concept that the energy of an element may be invoked or banished using the same line, putting into consideration the starting point of invoking or banishing.

In the S.B.R.P./S.I.R.P., there are four pentagrams associated with the element of , two invoking, and two banishing. The two that refer to Invoking Pentagrams are called Equilibrating Pentagrams, the two Banishing Pentagrams are called Closing Pentagrams. These are both divided into two categories, Active and Passive. See the diagram.

Aside from the four pentagrams of ☉, there are also the eight Elemental Pentagrams, giving the total of twelve altogether. This is contributing two pentagrams to each element. Refer to the diagram.

It should be noted that in using the S.B.R.P./S.I.R.P., the Adept is dealing with stronger energies than those used in the L.B.R.P.. Once again, this ritual is suggested to be practiced only if the Adept is fully competent in the L.B.R.P..

In the L.B.R.P., only one figure, the Earth Pentagram, is drawn in the air. However, in the S.B.R.P./S.I.R.P. four figures in each quadrant are drawn in consecutive order. For example, using the S.B.R.P.:

- 1) The Closing Passive Pentagram.
- 2) The Spirit Wheel.
- 3) The Banishing Elemental Pentagram of that quadrant.
- 4) The Kerub of the element.

Each of the figures are drawn one on top of the other. The Spirit Wheel and the Kerub both are drawn in the center of the pentagrams. The Spirit Wheel is drawn as a circle with eight spokes within. The Kerubs are attributed as thus:

☉	Spirit Wheel
κ	Aquarius Kerub
e	Leo Kerub
☊	Eagle Kerub
b	Taurus Kerub

In the Supreme Ritual of the Pentagram, both the Hebrew and Enochian words and energies are used; the Hebrew you should already be familiar with ever since the Neophyte grade. The Enochian system finds its origins in the work handed down from John Dee and Edward Kelly. Their works were made into a tangible and more workable system by modifications made by G.H. Frater D.D.C.F..

Below are the Enochian or angelic names of the elements.

Element	Enochian	Pronunciation
M	Exarp	Ex-ahr-pey
O	Bitom	Bee-toh-em
N	Hcoma	Hah-koh-mah
L	Nanta	Nah-en-tah

Divine Name	Pronunciation
Oro Ibah Aozpi	Oh-row Ee-ba-ha Ah-oh-zoad-pee
Oip Teaa Pdoce	Oh-ee-peh Tay-ah-ah Peh-doh-kay
Mph Arsl Gaiol	Em-pay-hay Arsel Gay-ee-ol

Supreme Banishing Ritual of the Pentagram

Step 1

Perform the Qabalistic Cross.

Step 2

A) Move to the east, and holding your Magical Sword in your right hand, make the Closing Active Spirit Pentagram. Visualize it bright white while vibrating the word, "Exarp" (pronounced Ex-ahr-pey), stabbing the pentagram with the Sign of the Enterer on the last syllable of the name.

B) Feel the energies, and then draw the white Spirit Wheel in the center of the Closing Active Spirit Pentagram while vibrating, "hyha." Stab it at the center on the last syllable. Perform the 5=6 Signs.

C) Draw the Banishing Pentagram of M. Visualize the pentagram bright yellow while vibrating, "Oro Ibah Aozpi" (Oh-row Ee-ba-ha Ah-oh-zoad-pee). Stab the center on the last syllable.

D) Draw the sign of κ , visualizing it bright purple in the center of the Banishing Air Pentagram. As you do this, vibrate, "hwhy." Again, stab at the center on the last syllable. Perform the Theoricus grade sign.

Step 3

A) Move to the south, drawing the white connecting line as done in the L.B.R.P.. Draw the Closing Active Spirit Pentagram and vibrate, "Bitom" (pronounced Bee-tohem) while stabbing the pentagram on the last syllable.

B) Draw the Spirit Wheel in the center of the pentagram. Vibrate, "hyha" while stabbing on the last syllable. Perform the 5=6 Signs.

C) Draw the Banishing Fire Pentagram, visualizing it a bright scarlet red. Vibrate the names, "Oip Teaa Pdoce" (Oh-ee-peh Tay-ah-ah Pay-doh-kay). Stab the pentagram on the last syllable.

D) Draw the sign of e in the center of the pentagram, visualizing it in a bright green. Vibrate the name, "\yhl a." Once again, stab it on the last syllable. Perform the Philosophus grade sign.

Step 4

A) Move to the west and be sure to draw the bright white connecting line going from the south to the west. Draw the Closing Passive Pentagram while visualizing it in bright white. Vibrate the name, "Hcoma" (Hah-koh-mah). Stab the pentagram in the center on the last syllable.

B) Draw the white ☉ in the center of the pentagram, and vibrate the name, "al ga", stabbing it on the last syllable. Perform the 5=6 Signs.

C) Draw the Banishing Water Pentagram, visualizing it flaming blue. Vibrate the names, "Mph Arsl Gaiol" (Em-pay-hay Arsel Gay-ee-ol). Stab the pentagram on the last syllable.

D) Draw the sign of ☊ in the center of the pentagram, visualizing it orange. Vibrate the name, "I a", stabbing it on the last syllable. Perform the Practicus grade sign.

Step 5

A) Move to the north while drawing the white connecting line from the west to the north. Make the bright white Closing Passive Pentagram. Vibrate the name, "Nanta" (Nah-en-tah). Be sure to stab the pentagram on the last syllable.

B) Draw the white Spirit Wheel in the center of the pentagram. Vibrate the name, "al ga." Stab it on the last syllable. Perform the 5=6 Signs.

C) Draw the Banishing Earth Pentagram, visualizing it russet. Vibrate the names, "Mor Dial Hctga" (Ee-more Dee-ahl Heck-tay-gah). Stab it on the last syllable.

D) Draw the sign of ♁ in the center of the pentagram, visualizing it olive. Vibrate the name, "ynda." Stab it on the last syllable. Perform the Zelator grade sign.

Step 6

Perform the evocation of the Archangels and finish with the Qabalistic Cross.

RC