

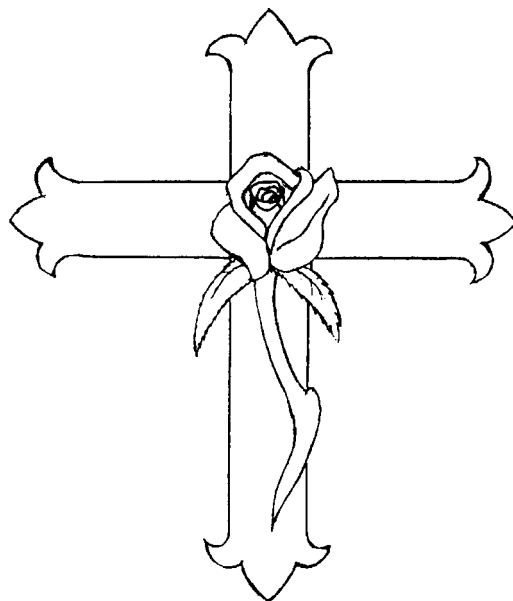
C-C1

The Hexagram Ritual and the Complete Hexagram Symbol

R . R . E T A . C .

Z E L A T O R A D E P T U S M I N O R

⑤=⑥



<p>This material is private and has been lent to me on trust, to return on demand. It contains nothing of pecuniary value and nothing personal to myself. I hereby direct my legal representatives whomsoever, in case of my death or incapacity, to return the same at once, unread and unopened, to G.H. Frater P.C.A. 14050 Cherry Ave. Suite R-159 Fontana, CA 92337.</p>

As in the manuscript on the Pentagram, let the Z.A.M. study well the complete symbol of the Hexagram. As of the time of this writing, the complete symbol of the Hexagram, as taught by our Order, remains unpublished and unavailable to the uninitiated.

Let the Z.A.M. study well this lesson and not confuse the material herein with the current published material available.

The Z.A.M. should create the symbol in its various colors on a black background. This symbol then should be studied and utilized for "Skrying in the Spirit Vision." It should also be utilized in all important magical operations in which the hexagram must be employed.

The hexagram is a potent magical symbol that represents the operation of the seven planets under the presidency of the sephiroth and the letters of the seven lettered notarikon or name: atyrara. As the pentagram is the Signet Star of the Microcosm, the hexagram is the Signet Star of the Macrocosm.

(See Full Page Diagram of Complete Hexagram)

Ararita
atyrara

atyrara is a notarikon that forms the Divine Name of seven letters with the Hebrew initials of the sentence: dj a wtrwmt wtwdj yy car wtwdj a car dj a

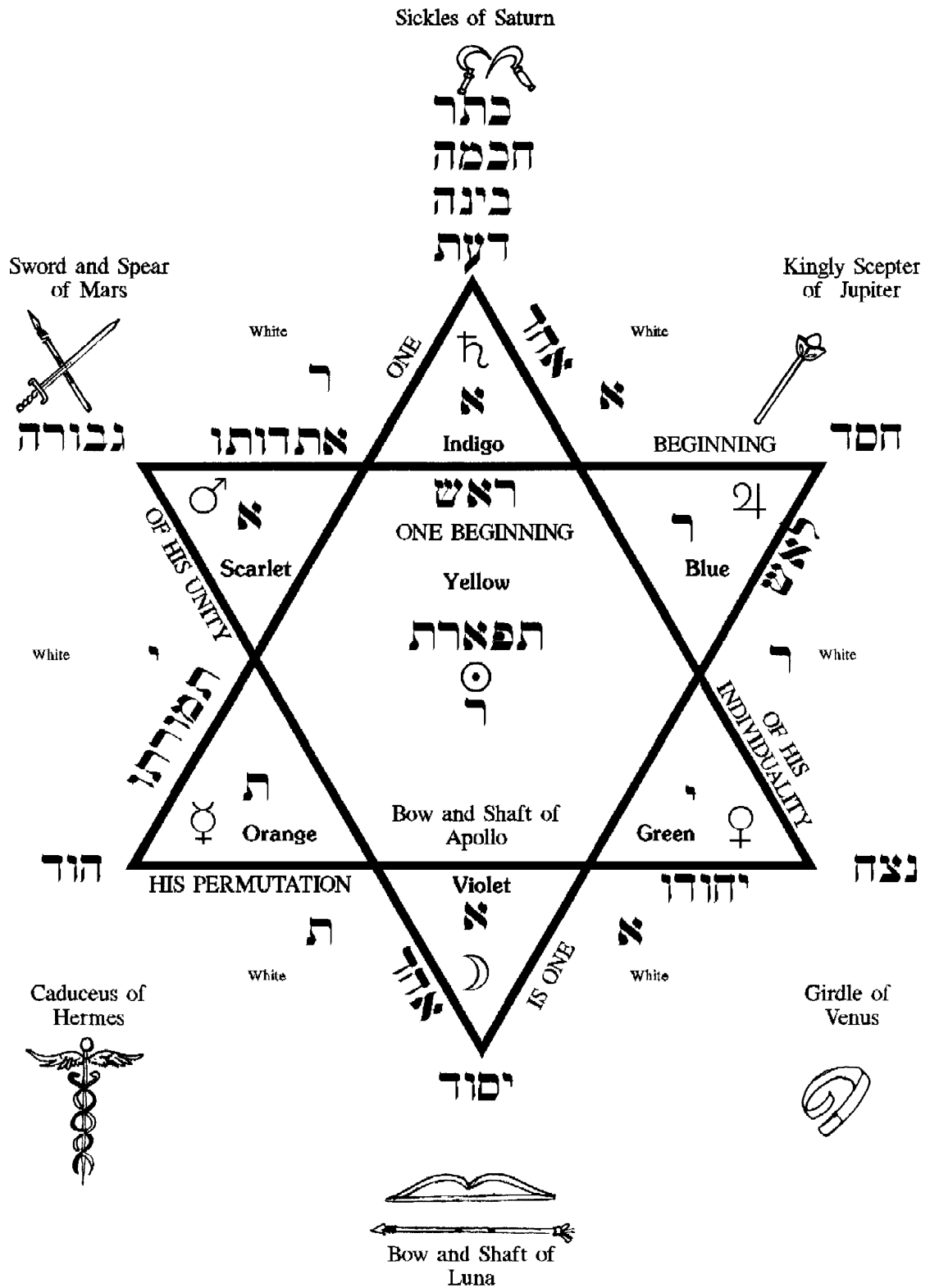
"One beginning of His unity, One beginning of His individuality, His permutation is one."

Observe the diagram on the following page and you will notice, that like the pentagram, each re-entering angle of the Hexagram issueth a ray. These rays are the radiation from the Divine. Therefore, like the Pentagram, the Hexagram is called the "Flaming Hexagram" and also the Six Rayed Signet Star. In most cases, the hexagram is traced with a single point uppermost. The hexagram is not an evil symbol when traced with the two points upward.

The diagram of the complete Hexagram should be traced on a black background. Thou shall make it in the colours already taught in earlier grades.

Uppermost Point	L	Indigo
Lowermost Point	Y	Violet
Right Upperhand	K	Blue
Right Lowerhand	C	Green

Left Upperhand	F	Scarlet
Left Lowerhand	B	Orange
Center of Hexagram	A	Golden Yellow



The uppermost arm is indigo and touches tud. tud, being a non-sephira, has the planet of ♃ attributed to it. In esoteric thought, ♃ is the oldest of all the planets. Above the top point of the hexagram are the Sickles of ♃. The three sephiroth of the Divine Supernals are attributed and written above: rtk, hmkj, hnyb, also written is tud. In the center of the top point is the letter a, the first letter from the name atyrara.

The right uppermost arm is blue. This arm is attributed to dsj and is represented by the Kingly Scepter of κ. In the center of the right upper arm is r which corresponds unto the second letter of the name atyrara.

The left uppermost arm is scarlet. This arm is attributed to hrwbg and is represented by the Sword and Spear of ♁. In the center of the left upper arm is the letter a which corresponds unto the third letter of the name atyrara.

The center of the hexagram is represented by the hexagon. It is to be colored a golden yellow and is represented by the Bow and Shaft of the Greek god Apollo. The center portion of the hexagram is attributed unto trapt. In the center is the letter r which corresponds unto the fourth letter of the name atyrara.

The right lower point is green. This arm is attributed to jxn and is represented by the Girdle of Venus. In the center of the right lower arm of the hexagram is the letter y, the fifth letter of the name atyrara.

The left lower point is orange. This arm is attributed unto dwh and is represented by the Caduceus of Hermes. In the center of the left lower arm of the hexagram is the letter t. This is the sixth letter of the name atyrara.

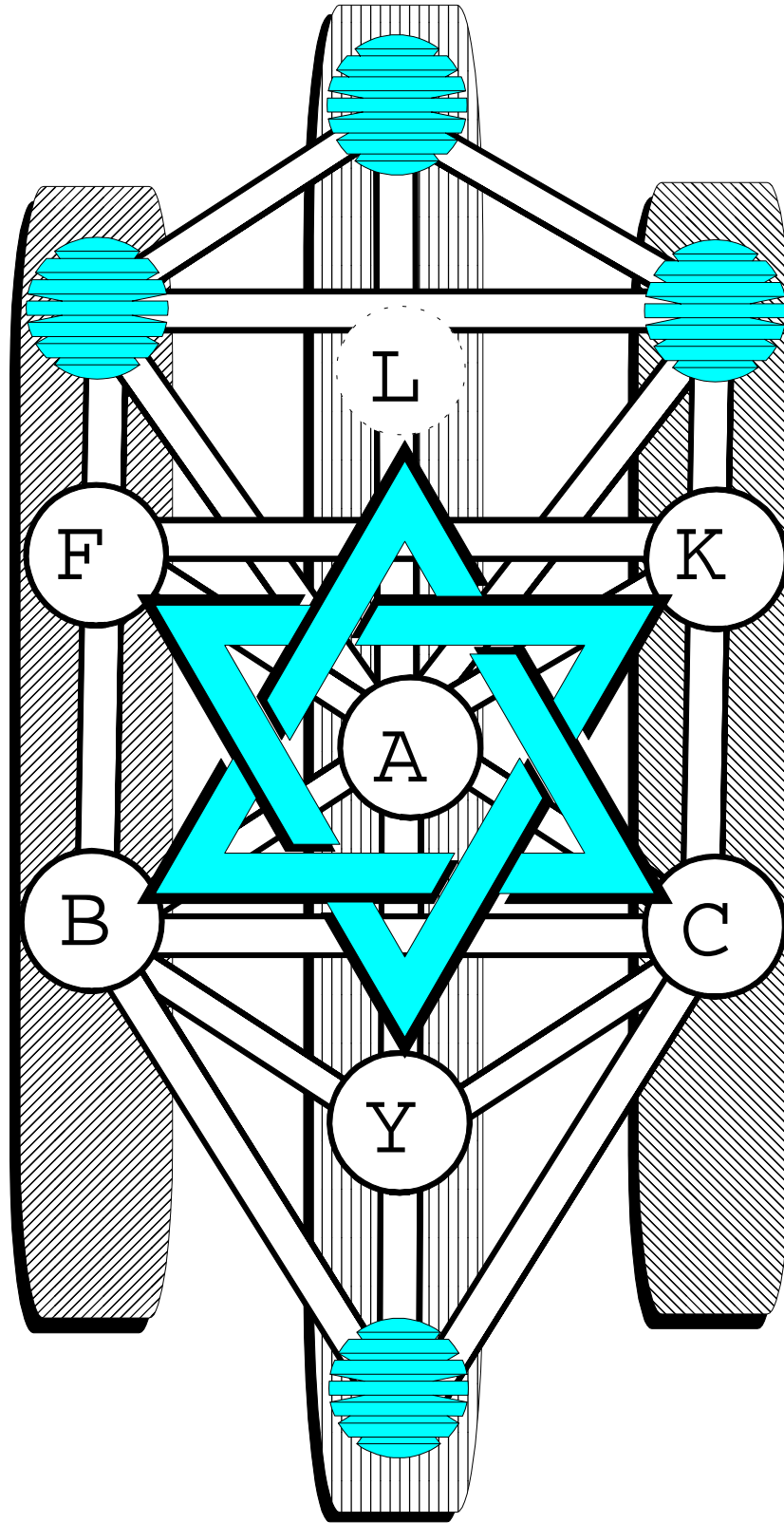
The bottom point is colored violet. This arm is attributed to dwsy and is represented by the Bow and Shaft of Luna. In the center of the lowest point of the hexagram is the letter a, the seventh letter in the name atyrara.

Around the outside of the Flaming Hexagram is written, "One beginning of His unity, One beginning of His individuality, His permutation is one." This is expressed in English. In Hebrew at the angles from which the Divine issueth its rays are the seven letters of the name atyrara.

The Hexagram Rituals

In the Supreme Ritual of the Hexagram, the hexagram is traced in accordance with the attributions of the sephiroth on the Tree of Life.

The uppermost point or angle alludes to the Supernals, but its point answereth to tud. The bottom angle answereth unto dwsy, and the remaining points of the hexagram or angles unto the remaining sephiroth of the Microprosopus. The Hexagram combines the two most opposing forces; that of Fire \triangle and Water ∇ .



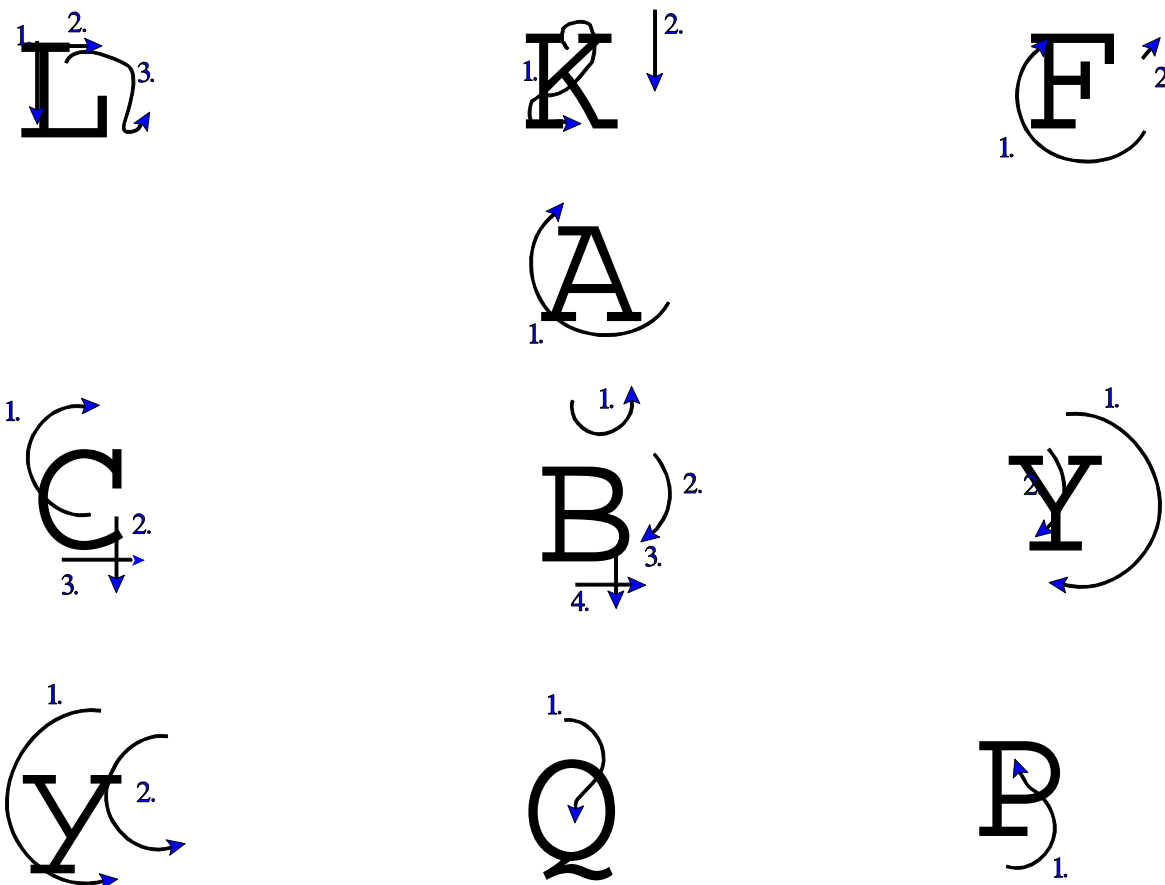
The Hexagram on the Tree of Life

The hexagram, unlike the pentagram, is not traced in one continuous line. The Unicursal Hexagram, which was developed by G.H. Frater S.R.M.D. is used for specific Enochian workings where a continuous line is to be employed.

Let the Adeptus Minor be aware that in all workings of our Order, in group or privately, the classical hexagram is preferred.

All invoking hexagrams are to be traced following the course of the Sun. Therefore, trace the line from left to right. Banishing hexagrams are traced contrary to the course of the Sun.

When the Adept is invoking a planet using the hexagram, it is traced in two triangles. The first triangle commences from the angle of the planet. Put simply, begin from the sephira the planet is assigned to. The second triangle of the hexagram commences from the opposite angle of the first triangle. The symbol of the planet is traced in the center. The Order has a very specific way of tracing the planetary symbols. This information appears in unpublished material written by S.L. MacGregor Mathers, G.H. Frater S.R.M.D..



As stated earlier, the two triangles are traced from opposite angles on the Tree.

For the first triangle
begin with:

Saturn L
Jupiter K
Mars F
Venus C
Mercury B
Luna Y

For the second
triangle begin with:

Luna Y
Mercury B
Venus C
Mars F
Jupiter K
Saturn L

Note: L takes the place of the t ud on the Tree. A and the Supernals are treated differently.

Method of Invoking or Banishing A

The Sun is treated in a different manner. When thou wishes to invoke the Sun, all of the six Invoking Hexagrams of the planets must be traced in their regular planetary order. The symbol of A shall be traced in the center. For banishing A draw the Banishing Hexagrams of each planet in the regular order (not reverse order), and trace the symbol of A therein. (See diagrams on pages 12 and 13.)

Special Consideration when Invoking 5

The primary method of invoking and banishing 5 is the same with some important considerations. Luna changes, so let the Adept be certain to invoke or banish the correct aspect of Luna. In most cases, the symbol of 5 should be traced thus: Y. It symbolizes Luna in her increase and is thus favorable. When traced thus: 2, it symbolizes Luna in her decrease. This means limitation and restriction, which is not favorable. Luna at the full moon is traced thus: . . . At the new Moon, it is a dark circle: 3. These last two forms are seldom employed and are not good in most cases.

Should the Adept desire to invoke the Head of the Dragon, the North Node of the Moon, Caput Draconis, let him/her trace it thus: P. The Tail, Cauda Draconis, is traced thus: Q. These forces are most easily invoked when the Sun or Moon is within them in the Zodiac or in conjunction.

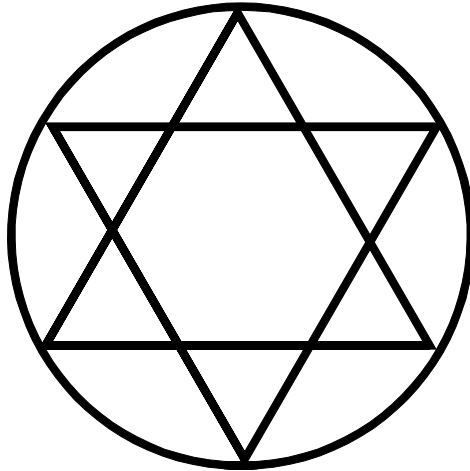
Remember, from your study of Geomancy, P is benevolent, and Q is malefic, except in very few cases.

When invoking either of these two forces, thou shall vibrate the names and letters as given with a standard 5 Hexagram.

(Caution: It is of great concern and care that the Z.A.M. observes with due caution that P and Q are invoked during an eclipse, for they are the powers of the eclipse.

In order for an eclipse to occur, both the Sun and the Moon must be in conjunction with them in the Zodiac. The Sun and the Moon, thus, being at the same time either in conjunction or in opposition with each other.

When performing the Hexagram Rituals, it is important to complete the circle in the Temple or working area. Do not trace a circle around each hexagram unless you wish to confine its force to one place as in the charging of Telesmata.



Superior and Inferior Triads

Each angle of the hexagram is in sympathy with either a Superior Planet or an Inferior Planet. The word "Inferior" and "Superior" denote a higher Triad or a lower Triad on the Tree of Life.

The Superior Planets are L , K , F . The Inferior Planets are C , B , and 5 . Each hexagram is counter charged with its exact opposite. Thus, K Superior is counter charged with B Inferior. Let the Adept study closely the diagram of the hexagram on the Tree of Life. In the center is placed the Fire of the Sun.

Superior	Inferior
L	5
K	B
F	C

Let the Z.A.M. take due care not to become sloppy in his or her workings as so many of the uninitiated, and give the 5=6 Signs when doing the Supreme Ritual of the Hexagram. These Signs work in harmony with the hexagram, and in fact, add force and power to the ritual.

As the pentagram is the Signet Star of the Microcosm, the hexagram is the Signet Star of the Macrocosm. Therefore, the hexagram is to be employed in all invocations of the sephiroth in order to invoke their force.

When you have need to invoke the Supernal Triad of the sephiroth, the use of the L hexagram is to be employed. In this case, you will perform the Supreme Invoking

Ritual of the Hexagram of 1, and in addition, you shall vibrate all the Divine Names of rtk, hmkj and hnyb. To invoke dsj, use the 6 hexagram, for hrwbg, F, for trapt, A, for jxn, C, for dwh, B, and dwsy and twklm, use the 5 hexagram.

This should point out a big difference between pathworking of the Outer and true traveling in the Spirit Vision in the Inner. When the Adept wishes to venture into the abodes of the sephiroth, he/she shall employ the proper invoking hexagram.

Let the Adept take notice and caution that the sephiroth are not to be invoked on every slight occasion. Due care and solemnity must be used. This is especially true with the invoking of hmkj, rtk, and the Supernals in general.

See that thou use the Divine Names with reverence and humility: "For cursed is he that taketh the name of the Vast One in vain."

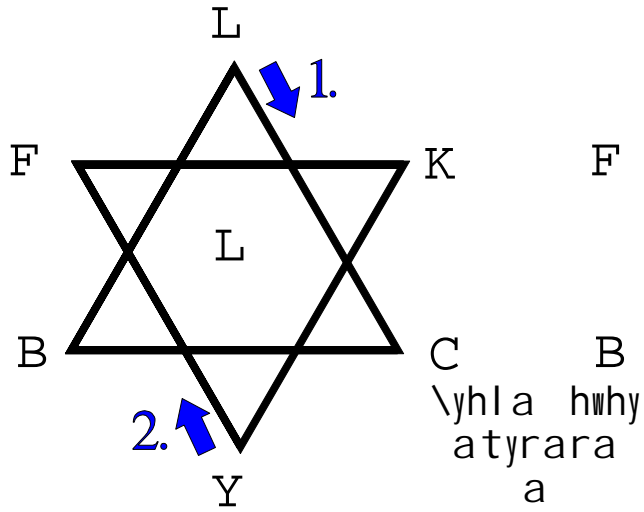
When invoking a planet, or planets, draw the Hexagram in the quarter of the Zodiac where the planet thou invokest is.

It is a good investment for the Adept to purchase an Ephemeris.

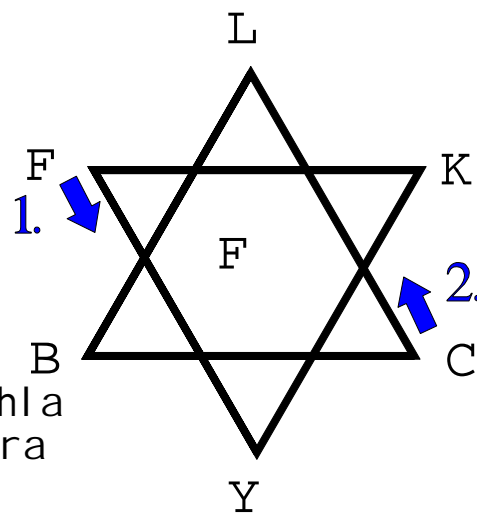
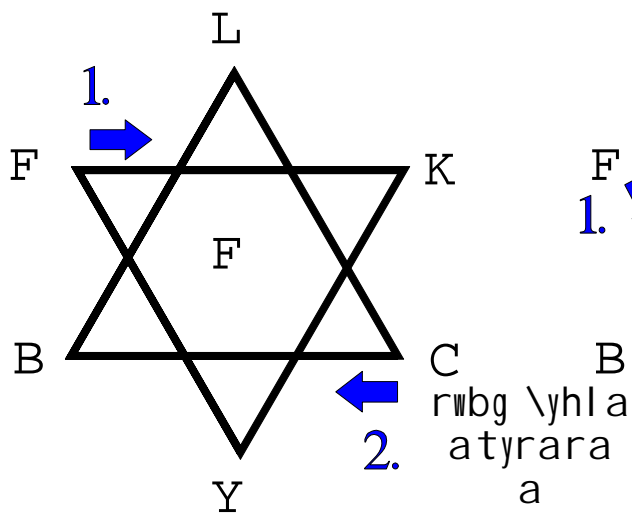
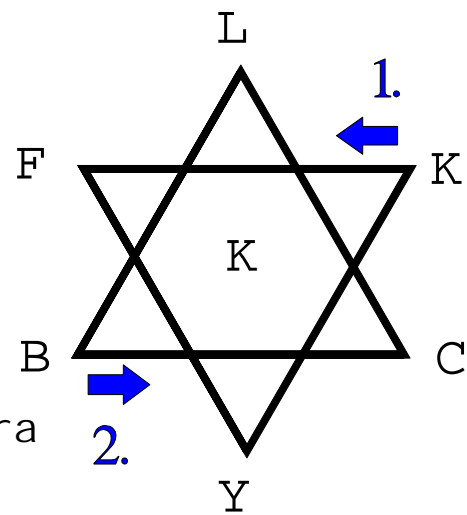
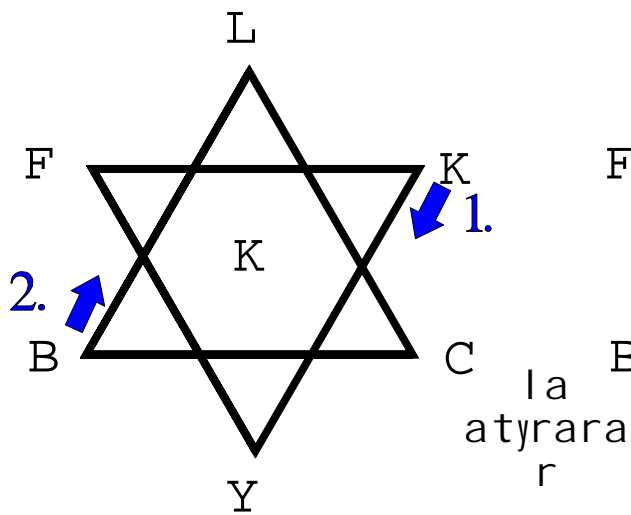
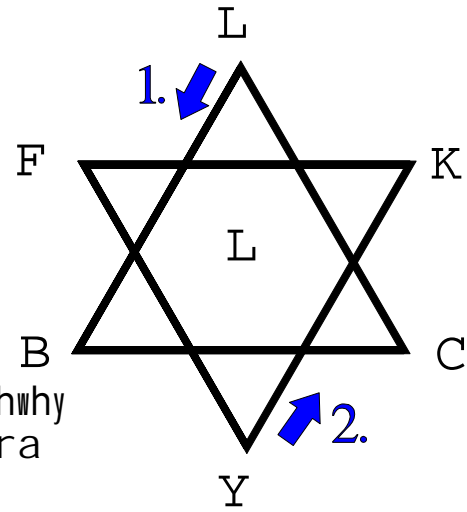
Let the Adept, therefore, erect an astrological figure of the positions of the planets in the heaven at the actual time of working. The time when the planet rises above the horizon on its day of working is the most potent. In any event, the correct day and planetary hour must be employed for maximum effect.

In general, the Waxing Moon is the time best suited for invoking the planets to use their force to attract, and the Waning Moon is best to repel planetary force.

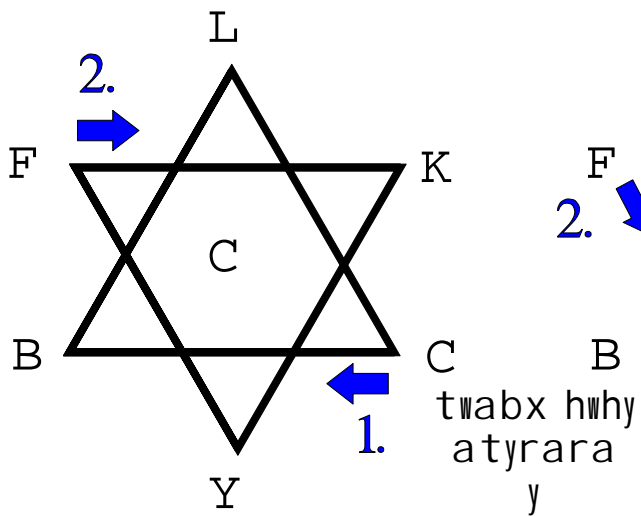
Invoking



Banishing

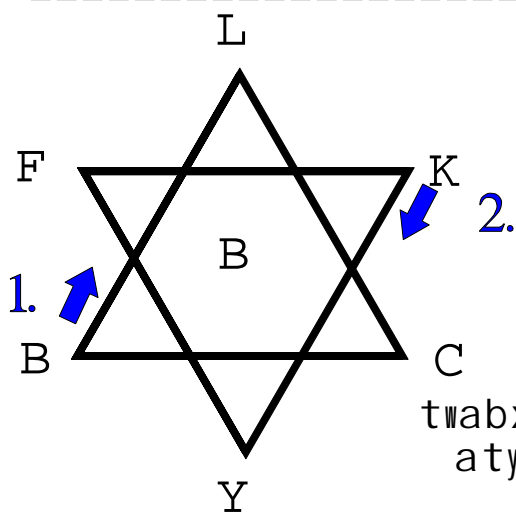
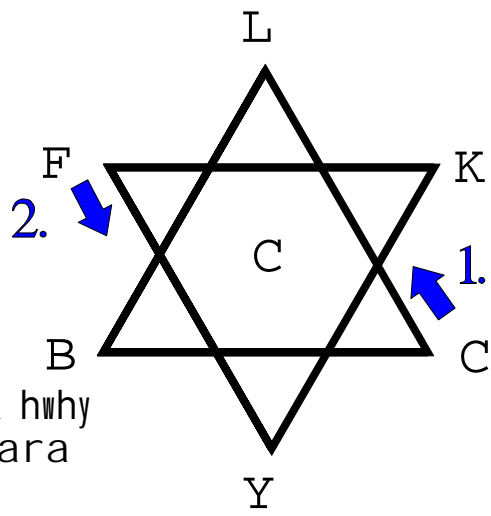


Invoking

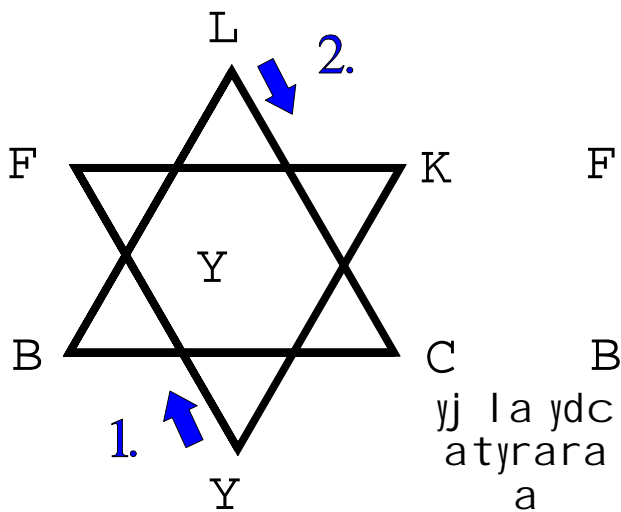
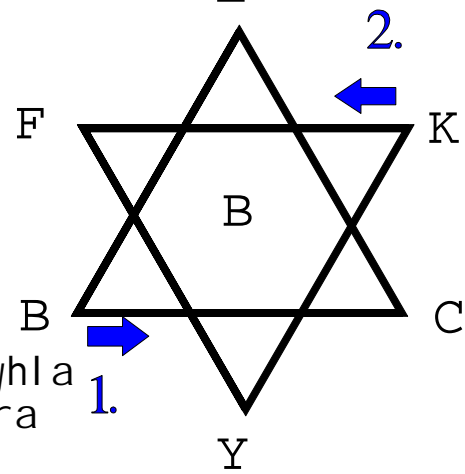


twabx hwhy
atyrara
y

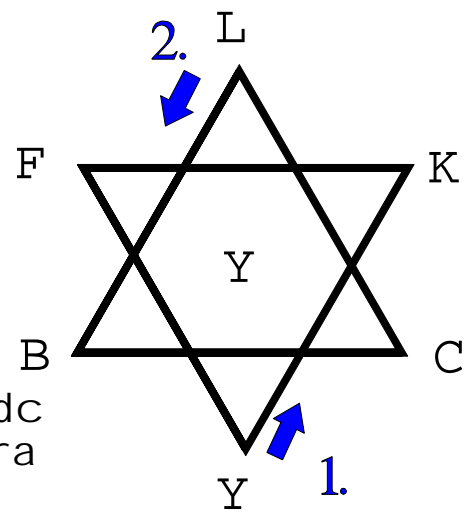
Banishing



twabx \yhla
atyrara
t

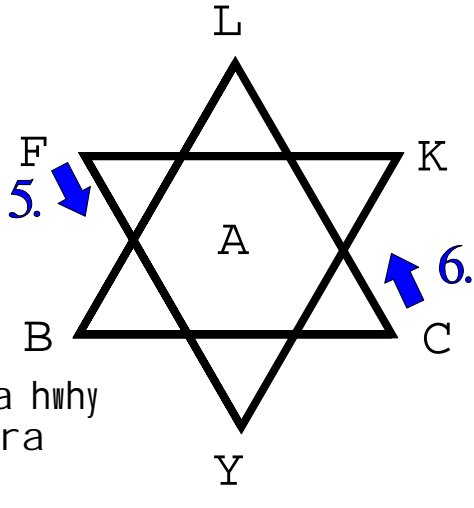
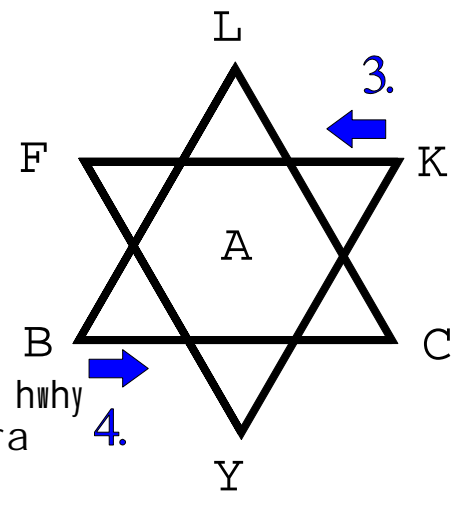
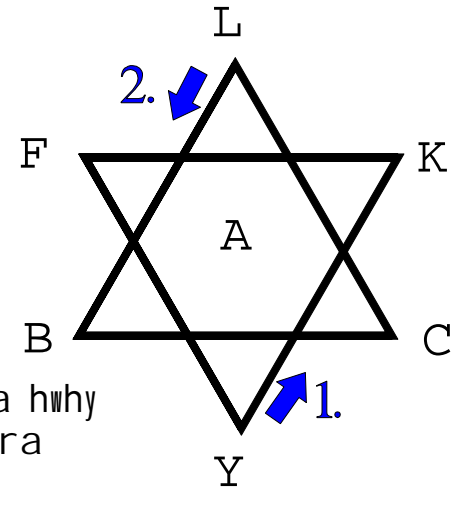
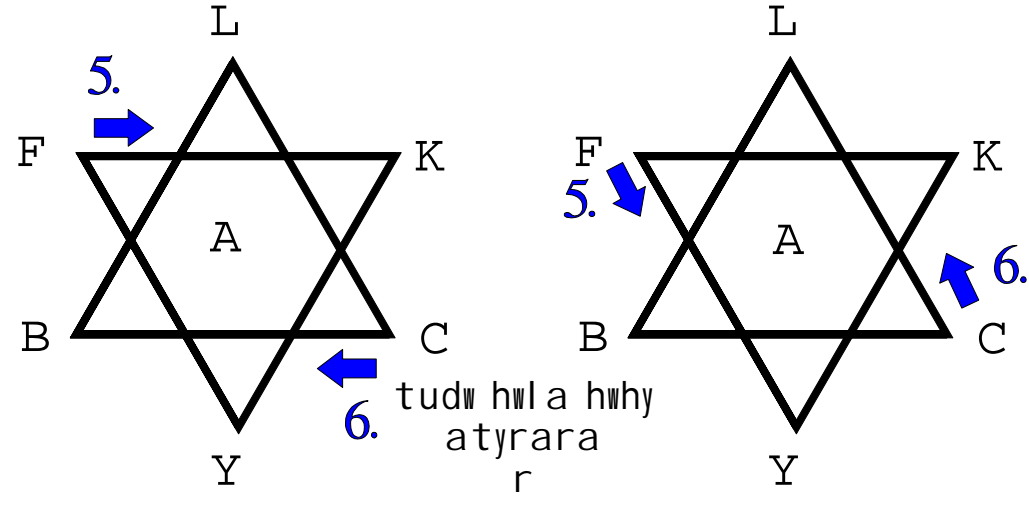
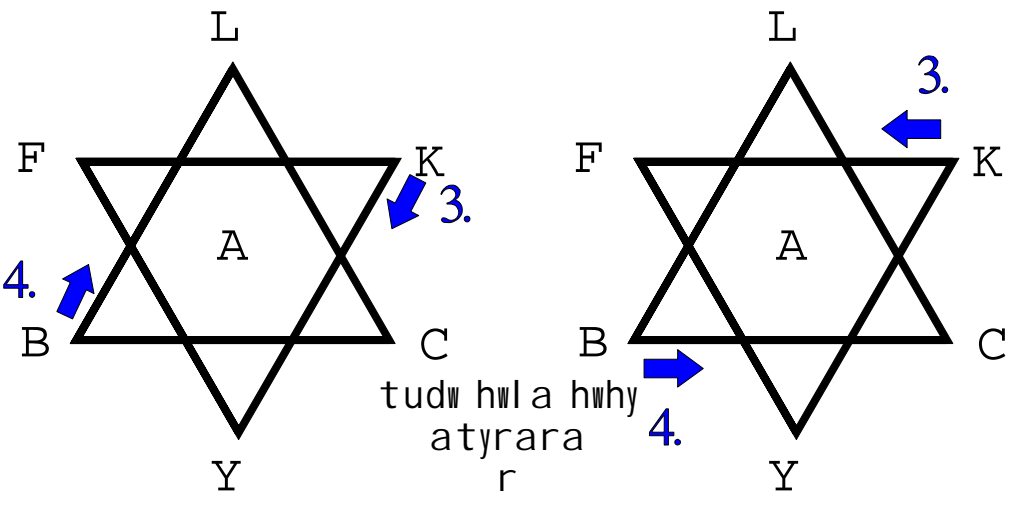
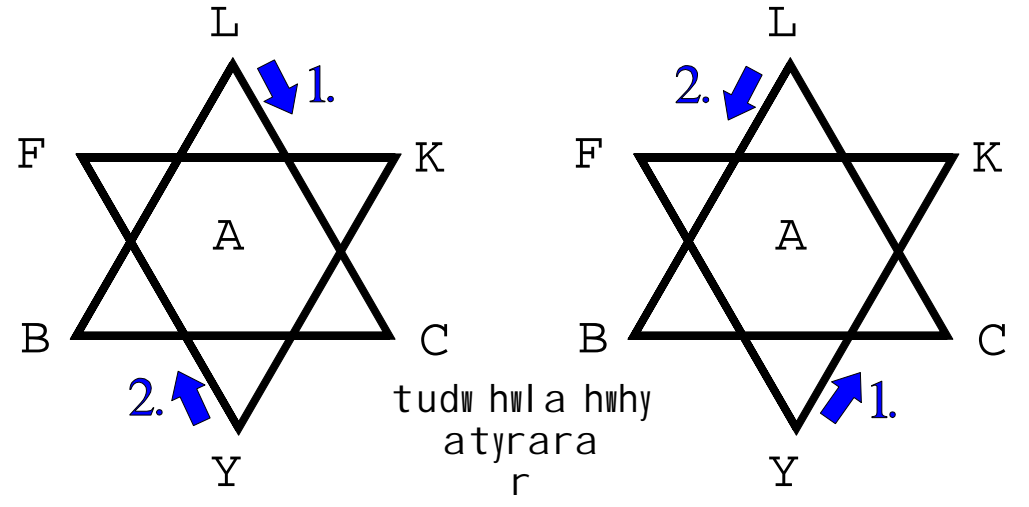


yj la ydc
atyrara
a

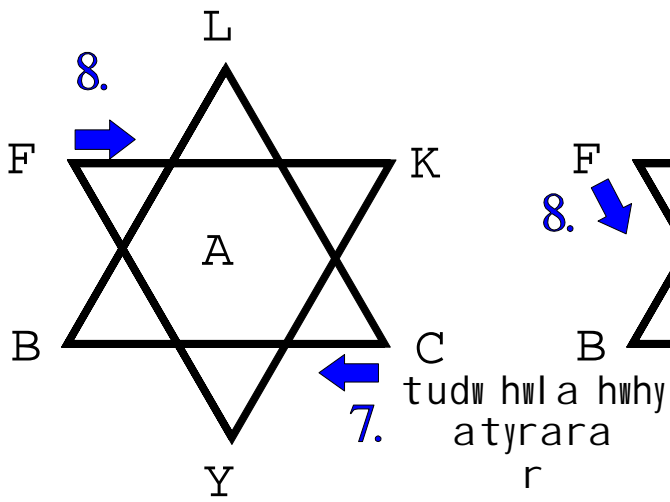


Invoking

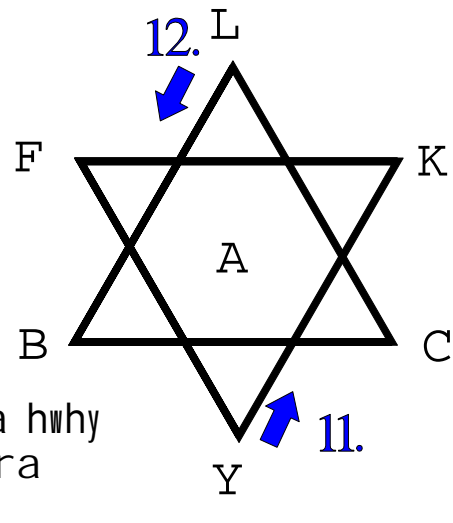
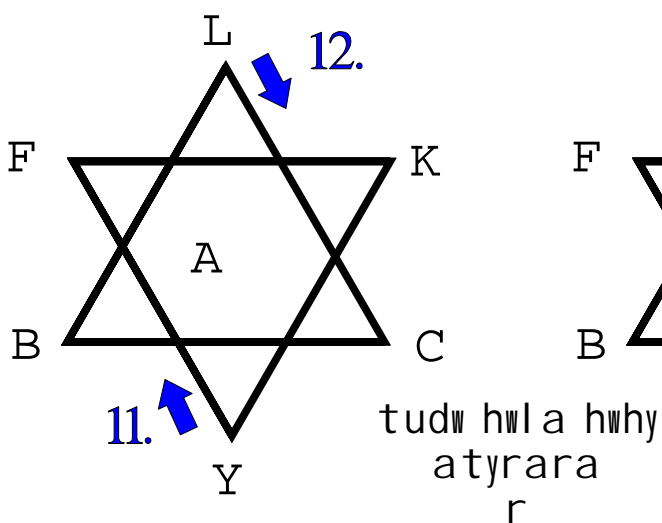
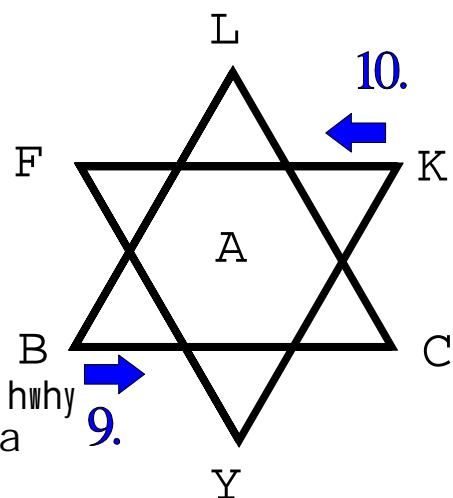
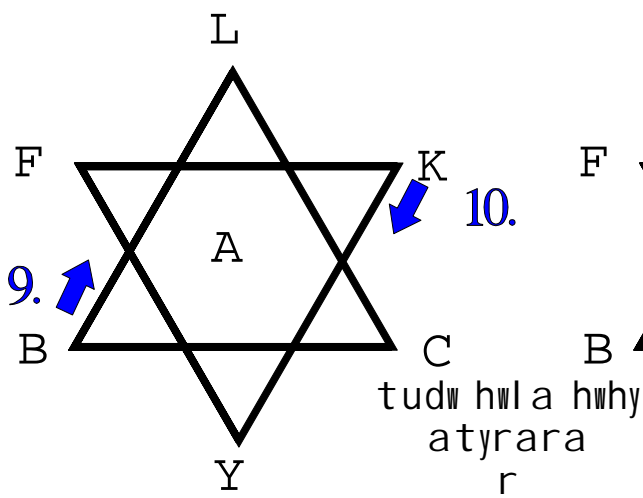
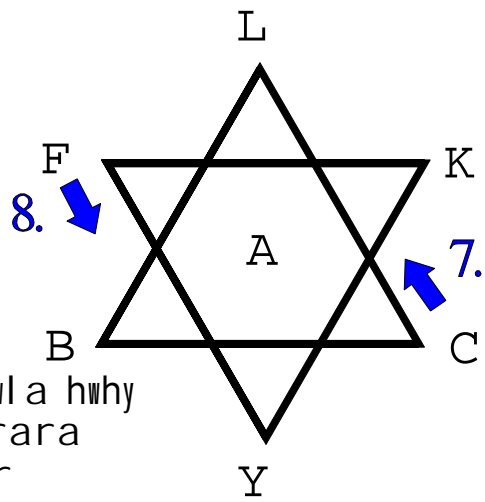
Banishing



Invoking



Banishing

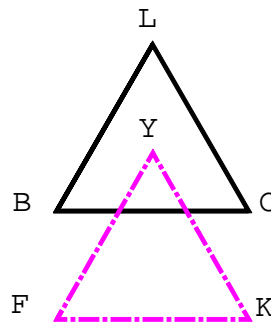


When it is necessary to purify and consecrate any place, use the Lesser Banishing Ritual of the Hexagram (B.R.H.). This may be done in conjunction with the L.B.R.P.. Remember the Lesser Ritual of the Hexagram is better suited to banishing unwanted planetary forces. In most cases, the standard B.R.H. of \perp is appropriate, but there may be circumstances to use other specific Hexagrams of a particular planet.

Another important reason for the B.R.H. is to banish unwanted forces that may not be evil or hostile, but may not be in harmony with the work undertaken.

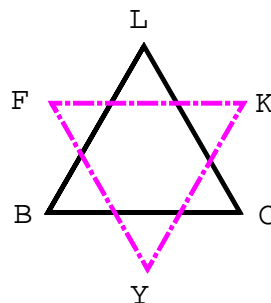
The Four Forms

These are the four good forms created by tracing the two triangles of the hexagram. The Lesser Ritual of the Hexagram is based on these four forms.

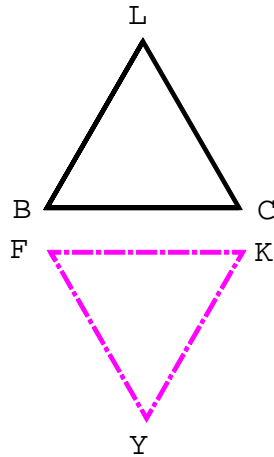


This is the Fire Hexagram. Its affinity is with the Eastern Quarter, the position of Fire in the Zodiac (Notice F , and K do not change sides).

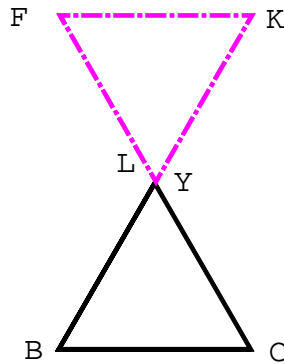
To achieve this from the basic Hexagram, lower the inverted triangle, then reverse it by throwing the Lunar angle up to the top from being lowest.



The second form is the classical hexagram with the attribution of the angles as usual. The hexagram has an affinity with Earth and is traced in the Southern Quarter. This is the position of Earth in the Zodiac, and the Sun at noon when it is at its culmination.



The third form has its affinity with Air and is in the Western Quarter. This is in the position of Air in the Zodiac.



This is Water in the position of the Zodiac. It has an affinity with the Northern Quarter.


With each of these forms, the name *atyrara* is to be pronounced.

The Adept must be aware that there are six modes or ways of tracing each of these four forms. This will be determined by the particular planet that you are working with.

In the lesser forms, thou can banish and invoke all of the planets.

The traditional B.R.H. with the hexagram of \perp is used in general workings and unimportant operations. Through the use of competent divination, the Adept can determine which forms are to be invoked or banished.

When performing the B.R.H. or the I.R.H. using the four forms, thou shall trace them beginning at the angle of the planet under whose regimen thou art working, following the course of the Sun to invoke and reversing the course to banish.

In addition, it is important that the symbols of the elements are not usually traced on as sigils but are represented by the Kerubic Emblems of k, e, b, and .

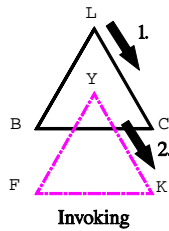
The Lesser Ritual of the Hexagram (I.R.H./B.R.H.)

Step 1

Always begin with the Qabalistic Cross. According to the work you are doing use whatever magical tool may be necessary. In most cases, the Lotus Wand or the Magical Sword is appropriate.

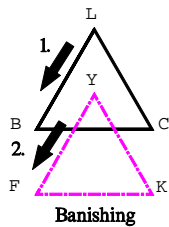
Step 2

Stand facing East. To invoke, trace the figure thus:



Vibrate the name atyrara and bring the point of the magical implement to the center of the figure.

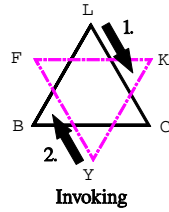
To banish, trace the form thus:



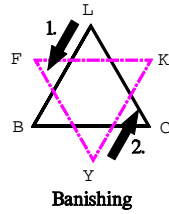
Vibrate the name atyrara.

Step 3

Using the magical implement, trace a line to the South and trace the figure thus:



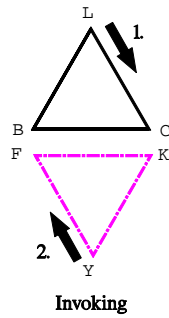
To banish, trace the form thus:



Vibrate the name a tyrara while stabbing the center of the figure.

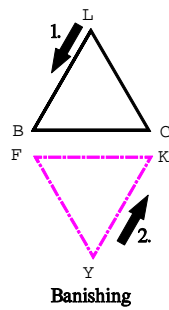
Step 4

With the magical implement, trace a line to the West and form the figure thus:



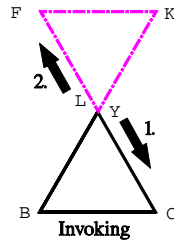
Vibrate the name a tyrara while stabbing the center of the figure.

To banish, trace the form thus:



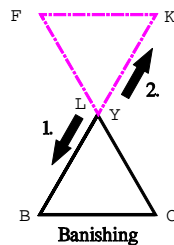
Step 5

Using the magical implement, trace a line to the North and make the figure thus:



Vibrate the name a tyrara while stabbing the center of the figure.

To banish, trace the form thus:

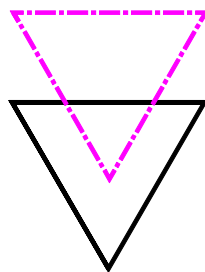


Vibrate the name a tyrara while stabbing the center of the figure.

Step 6

Pass around back to the East so as to complete the circle of the place where thou art standing. Perform the Analysis of the Keyword. Thou may wish to perform the Analysis of the Keyword in the beginning before tracing the forms. This is acceptable, but as the place of working will be better suited after the B.R.H. or I.R.H., it is most appropriate at the end.


The Fifth Form of an Evil Nature



This form remains unpublished and for good reason. The following is from an early manuscript dated 1895 by G.H. Frater S.R.M.D.

"The last fifth form is of a more evil nature and should only be employed with the very greatest care, and in cases of communications with an evil force working thereunder. And in these cases, thou shalt keep the point of the Magical Sword upon the apex thereof, as with the case of working with the evil and reversed Pentagram.

And see that thou workest not with evil forces, save in a few instances as if thou art endeavouring to heal another from sickness and misfortune and thou art thus obliged to deal with the evil force which is injuring him. And even so, it will be better for thee not to do even this until thou hast arrived at a higher grade than that of Z.A.M..

Remember, also, that the \triangle , if the apex is downward, is an extremely evil and hurtful symbol. And for this reason is it that the symbols of the elements are not usually traced as sigils, but are replaced by Kerubic Emblems of k, e, b, and the ."

Addendum: Important Points

1. When you desire to attract the force of the Zodiac in the Supreme Ritual, trace in the center of the hexagram the planet that rules the Zodiacal force desired and the Sign of the Zodiac beneath the planetary sign.

2. If the desired force is not sufficient, trace also the invoking pentagram of the sign.

3. When invoking a planet, vibrate the Divine Name of the sephira which rules the planet, the seven lettered name a tyrara, and also the particular letter of that name which corresponds to that specific planet.

Illustrations:

A	a	♄
R	r	"
A	a	?
R	r	A
I	y	!
T	t	-
A	a	5

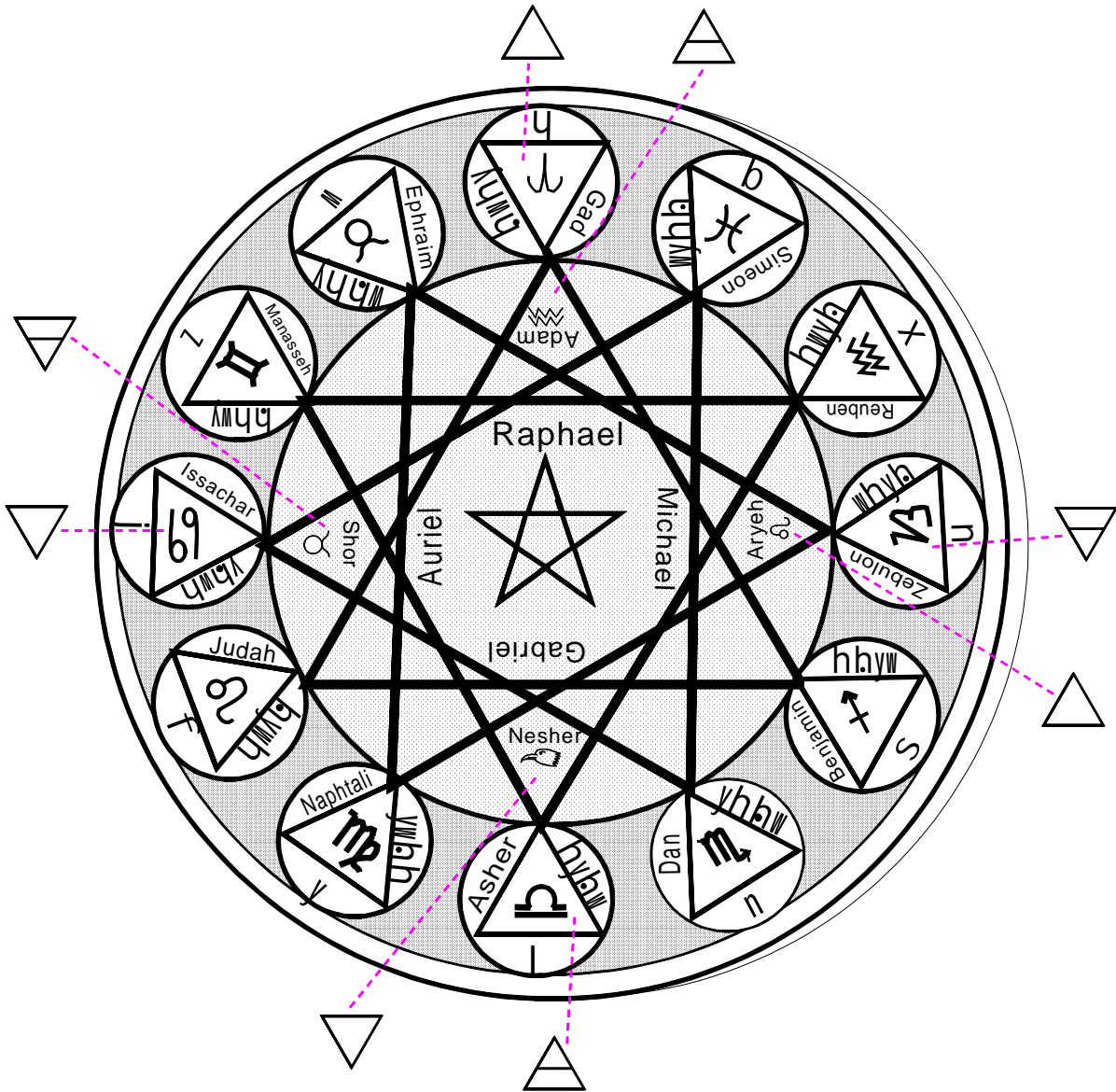
4. When invoking a planetary force, find the quarter of the heavens that the planet is situated at the time.

5. Always consecrate and guard your place of working by using the B.R.H..
 6. After performing the B.R.H., then perform the L.I.R.H., tracing the four forms for the specific angle of the planet that is required (Remember, for each planet the mode of tracing varies).
 7. When dealing with Δ , use all six planetary methods of tracing for each form. Also, trace the planetary symbol within the center of each, and then vibrate the name atyrara.
 8. Then, after the above planetary work has been done, turn unto the quarter of the planet of the heavens and trace the invoking hexagram and pronounce the proper names. Also, thou may invoke what angels and forces of that nature that may be required. Trace their sigils in the air in the center of the Supreme Hexagram.
 9. When thou art finished, perform the Banishing Ritual of that planet, and give them the license to depart.
 10. If you are charging a talisman, remove the talisman from the working space before banishing so as not to dis-empower the talisman.
 11. In the case where you may wish to invoke all the planetary forces, perform the L.I.R.H. using \perp , then turn to the quarter of the respective planets and use the Supreme Ritual of the Hexagram to invoke their forces.
- Remember always to properly banish planetary forces when you are done working, using the Lesser Banishing Ritual of the Hexagram.
12. In all cases, remember to complete the circle of working following the course of the Sun.

Special Note on Elemental Directions

Take notice that the positions of the elements are different in the Zodiac, which equates to the Macroprosopus, than that of the four winds. The Zodiac is utilized for the Hexagram Rituals and the winds are used for Pentagram Ritual.

Repeated here is the Tablet of Shewbread. Notice within it is hidden both the Macrocosmic direction within the Zodiacal and the direction of the four winds, the Microcosm.



Twelve Tribes & Their Astrology

In the Macrocosm in the East is a, which is \triangle .

In the South j, which is ∇ .

In the West is g, which is \triangle .

In the North is d, which is ∇ .

Now look at the inside angles and observe these as the angles of the four elements in the Microcosm. *k*, the Kerubic of Air in the East, *e*, the Kerubic of Fire in the South, *h*, the Kerubic of Water in the West, and *b*, the Kerubic of Earth in the North.

RC