

C29 Exercises

1. Do the Exit Ritual, Day Greetings and Day Endings.
2. Plan and launch a multiple candle spell, if desired, following the steps outlined below.
3. Practice house cleaning and shielding with the Sun Candle.

Prepare for a Multiple Candle Spell

1. ***Select the purpose of your candle spell.*** With a multiple candle spell you can select situations that are more complex.

Purpose of Spell:

2. ***Do a base 12-card reading on the topic of your spell.*** This step is the same as for a single candle spell.
3. ***Do a 12 card reading to find out if a spell will be effective.*** This step is the same as for a single candle spell.
4. ***Write directors and limiters.*** You can write more complex directors and limiters for a multiple candle spell.

Directors:

Multiple-Candle Spells - Exercises

Limiters:

5. ***Do a reading on your directors and limiters.*** This step is the same as for a single candle spell.
6. ***Write verses for your spell.*** You will need to write a charge verse for every candle you use except the carrier candle, which uses the “Spell will spin and spell will grow, till all be done and it be so!” verse. Highlight the major factors in your directors and limiters and assign them to specific candles.

Candle 1 Verse:


Candle 2 Verse:

Candle 3 Verse:


Candle 4 Verse:

Carrier Candle Verse:


7. ***Design your candles.*** In this case you will need to design the layout of the candles according to the diagrams given earlier, and decide which symbols to carve on each candle. Refer back to your directors and limiters and verses for help.



Candle 1




Candle 2




Candle 3

Multiple-Candle Spells - Exercises



Candle 4



Carrier Candle

8. ***Test verses and candle carvings with 12-card readings.*** This step is the same as for a single candle spell but you will need to be more careful in interpreting the readings since you are handling more factors here.
9. ***Prepare candles.*** This is the same as for a single candle spell, with more candles.
10. ***Prepare the bridging.*** You have to bridge all the candles to the carrier candle with little wands. You can use toothpicks, large sewing needles, sections of coat hangers or small pieces of wood. Ideally, you should carve the bridging sticks to look like tiny Wands, with a point on one end and a notch on the other. You have to key each piece as you would a Wand.
11. ***Choose timing and launch spell.*** This step is the same as for a single candle spell. Make sure to record every detail carefully in your Book of Shadows. Blow out the candles in the same order as you lit them.

When will you launch your spell?

House Cleaning and Shielding with the Sun Candle

Sun Candle Spell Used:	Effect:
Sun Candle Spell Used:	Effect:
Sun Candle Spell Used:	Effect:
Sun Candle Spell Used:	Effect:

Multiple-Candle Spells - Exercises