

The
SECRETS of



HIGH
MAGIC

FRANCIS MEYVILLE



The
SECRETS *of*
HIGH
MAGIC



FRANCIS MELVILLE

BARRON'S

A QUARTO BOOK

Copyright © 2002 Quarto Inc.

First edition for the United States, its territories and dependencies,
and Canada published in 2002 by Barron's Educational Series, Inc.

All rights reserved. No part of this book may be reproduced in any
form, by photostat, microfilm, xerography, or any other means, or
incorporated into any information retrieval system, electronic or
mechanical, without the written permission of the copyright owner.

All inquiries should be addressed to:
Barron's Educational Series, Inc.
250 Wireless Boulevard
Hauppauge, NY 11788
www.barronseduc.com

Library of Congress Catalog Card Number: 2002105505

International Standard Book Number: 0-7641-5535-0

Conceived, designed, and produced by
Quarto Publishing plc
The Old Brewery
6 Blundell Street
London N7 9BH

QUARTO: SHM


EDITOR Michelle Pickering
DESIGNER Louise Clements
ILLUSTRATORS John Woodcock, Carol Woodcock
PHOTOGRAPHER Paul Forrester
INDEXER Pamela Ellis
THANKS TO Sarah Marley, Philip Morgan, Michelle Stamp

ART DIRECTOR Moira Clinch
PUBLISHER Piers Spence

Manufactured by Universal Graphics Pte Ltd, Singapore
Printed by Midas Printing Ltd, China

9 8 7 6 5 4 3 2 1

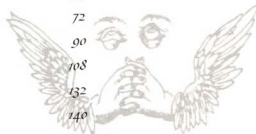
FOR VICTORIA



CONTENTS



Introduction	6
The Great Work	10
1: Preparing the Temple	14
2: Creating and Consecrating the Magical Implements	24
3: The Tree of Life	38
4: The Tarot	54
5: The Seven Lords	72
6: Alchemy	90
7: Stars of the Wise	108
8: Self-initiation	132
9: Angelic Magic	140
10: Talismans	154
11: Tattwa Magic	168
12: The Diamond Thunderbolt Path	180
Index	188
Bibliography	192





INTRODUCTION

So, you want to be a magician?
Or a conjuror or a mage? Well, if you are just looking to dazzle others with clever tricks, you have picked up the wrong book. However, if you are looking to penetrate the deepest mysteries of life, then you may consider yourself an aspiring mage, and read on. If you are just window shopping, then feel free to stick around—if the time is right, you may choose to get involved.



Statement of Intent

Getting **involved** is EASY; you just have to say, "I'm in." It's a choice, an act of will, a statement of INTENT. Involvement is the **FIRST KEY** to **magic**. Once you are INVOLVED in something, you become a **NECESSARY PART** of it—it **INCLUDES** you. The more you **involve** yourself, the greater the **RECIPROCAL** effect. It is, therefore, **WISE** to acquaint yourself with the **BASIC RULES** of the **GAME** before leaping into the fray.

Be Prepared

Once you reach a **CERTAIN STAGE** of **INVOLVEMENT**, there can be no return to a state of **BLISSFUL IGNORANCE**. **High magic** reveals **AWESOME DIMENSIONS** to life that cannot be safely apprehended by **WEAK** or **FEARFUL** individuals—not because these **DIMENSIONS** are of themselves **FRIGHTENING** or **MALIGN**, but because they demand a **great deal** of **SELF-MASTERY** and the capacity to accept **PROFOUND TRUTH**. **Dabblers** who **PADDLE** in the **WATERS** of **magic** can find themselves getting in **DEEPER** than they had planned, sucked under by **CHIMERICAL QUICKSAND** or swept along by **POWERFUL HIDDEN CURRENTS**. The aspiring mage should know how to **swim** before **RISKING** these **DEEP** and potentially **TREACHEROUS WATERS**.

What is High Magic?



High magic is both a science and an art. Its roots are ancient, but its techniques continue to evolve and adapt to the conditions of all ages. The aim of magic is to effect changes in both inner and outer reality through the awareness and manipulation of unseen—therefore occult—but powerful forces.



THE TECHNIQUES OF HIGH MAGIC INCLUDE:

- ❶ PURIFICATION
- ❷ MEDITATION
- ❸ DIVINATION
- ❹ KABBALISTIC EXERCISES
- ❺ THE MAKING OF RITUAL TOOLS
- ❻ THE CREATION OF TALISMANS
- ❼ THE PREPARATION OF ALCHEMICAL ELIXIRS
- ❽ CONJURATIONS
- ❾ ANGEL MAGIC



Know Thyself

The **practice** of the **MAGICAL TECHNIQUES** described in this book will lead you into **ENCOUNTERS** with **HIGHER LEVELS** of reality. It is therefore of the **utmost** importance that you are **WELL GROUNDED**. All those who aspire to **HIGH MAGIC** should be **blessed** with **IMAGINATION**, but be **free** from **FANTASY**. Magic is not a **cure** for **MALADIES** of the **SPIRIT**.

Those suffering from **NEUROSES** or **DEPRESSION** will find such conditions more likely to **worsen** than improve.

You need to have **GOOD EQUILIBRIUM** and be **COMFORTABLE** in your own skin. You must be **SCRUPULOUSLY HONEST** with yourself. Any **SKELETONS** lurking in the **CLOSET** are bound to leap out at some stage, so it is a good idea to spend some time **MENTALLY REVIEWING** the **EVENTS** of your **LIFE**. In this way you will be as **PREPARED** as possible for **WHATEVER** emerges.



PROFOUND TRANSFORMATION

- ❶ **REAL MAGIC** GOES AGAINST THE **GRAIN** OF **MUNDANE LIFE**, WHICH TENDS TOWARD THE **PATH** OF **LEAST RESISTANCE**. **MAGIC** DEMANDS **FOCUS**, **DISCIPLINE**, **TENACITY**, AND **COURAGE**.
- ❷ IF USED **CORRECTLY**, THE **SACRED RITUALS** AND **TECHNIQUES** IN THIS **BOOK**, WHICH FOR **CENTURIES** WERE **KEPT SECRET**, WILL **GENERATE** **PROFOUND** **CHANGES** THAT WILL **TRANSFORM** YOUR **LIFE** ON **EVERY LEVEL**.
- ❸ THEY PROVIDE THE **NECESSARY TOOLS** FOR **SELF-INITIATION** INTO THE **HIGHER REALMS** OF **ETERNAL COSMIC REALITY**.





THE GREAT WORK

High magic is also known as hermetic magic because it is based on the hermetic arts and sciences. These are so-named because they are derived from the teachings of Hermes Trismegistus (thrice greatest Hermes), the many-named genius of magic who mediates between the macrocosm and the microcosm, heaven and earth, the divine and the individual. The Great Work is nothing less than the achievement of godhood—union with the divine—using the three pillars of alchemy, magic, and astrology to do so.




The Egyptian Hermes

The ancient Egyptians knew HERMES as THOTH or TEHUTI, the divine personification of WISDOM. Portrayed as the IBIS-HEADED scribe of the gods, he was the inventor of HIEROGLYPHICS and the patron of the SACRED SCIENCES of GEOMETRY, MATHEMATICS, ASTRONOMY, MEDICINE, MAGIC, and ALCHEMY. **Thoth** exists at every level of being. He serves the **gods**, but he also preceded them. Indeed, he brought them into BEING, for he is the self-creating ARCH-MAGICIAN. He has but to NAME a thing and it SPRINGS into LIFE. He is the cosmic alchemist, the INNER and OUTER TEACHER, the BALANCING POINT between all POLARITIES.



The Greek Hermes



The **Greeks** identified THOTH with HERMES the DIVINE MESSENGER, who mediates between HEAVEN above and EARTH below. He is the **ambivalent** god of the CROSSROADS, being both GUIDE and TRICKSTER and patron of both MERCHANTS and THIEVES.



The Hermetica

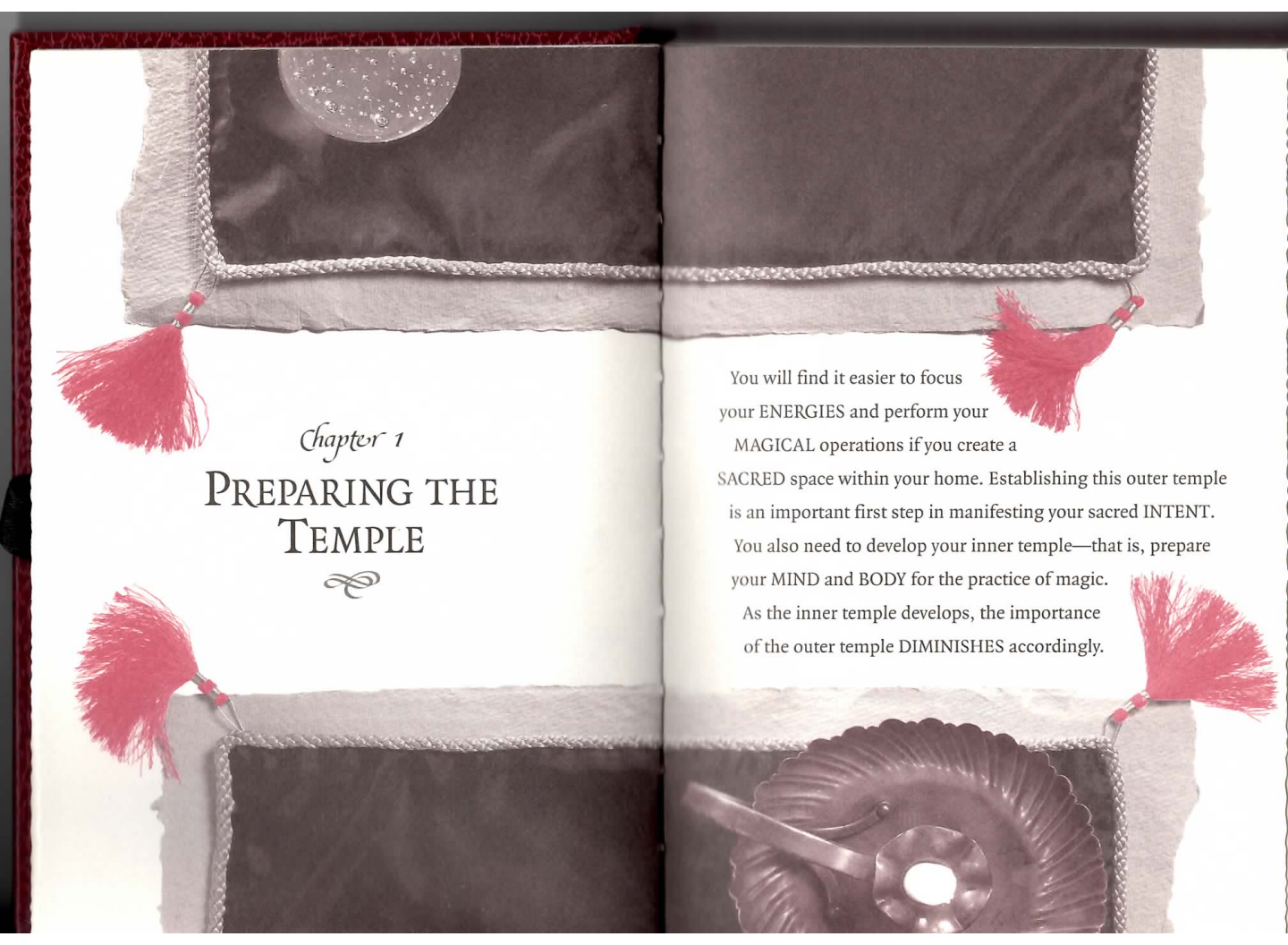
Hermes Trismegistus is accredited with writing THE HERMETICA, or CORPUS HERMETICUM. These texts were once believed to be ANCIENT, but in the **seventeenth century** it was established that they were written in ALEXANDRIA in the first three centuries of the CHRISTIAN ERA. They may, however, have been **elaborated** from much earlier MANUSCRIPTS. Some of these WRITINGS were translated by ARAB SCHOLARS from GREEK and COPTIC MANUSCRIPTS and were introduced into Europe via the MOORS of IBERIA in the TWELFTH CENTURY.



The main body of writings, however, was not translated until 1471, when COSIMO DE MEDICI, the great patron of the FLORENTINE RENAISSANCE, instructed MARSILIO FICINO to interrupt his translations of PLATO to translate into LATIN a GREEK SET of THE HERMETICA that he had obtained from BYZANTIUM. COSIMO was determined that he should read the LEGENDARY WRITINGS of HERMES before he died.

Ficino did not let him down. The recent development of PRINTING allowed for THE HERMETICA'S swift dispensation throughout EUROPE.





Chapter 1
**PREPARING THE
TEMPLE**
∞

You will find it easier to focus your ENERGIES and perform your MAGICAL operations if you create a SACRED space within your home. Establishing this outer temple is an important first step in manifesting your sacred INTENT. You also need to develop your inner temple—that is, prepare your MIND and BODY for the practice of magic. As the inner temple develops, the importance of the outer temple DIMINISHES accordingly.

THE OUTER TEMPLE



If you are fortunate enough to have a spare room in your home that you can designate as your temple, so much the better.

If not, section off PART of a ROOM with a CURTAIN or SCREEN. The space should be LARGE ENOUGH to contain a SMALL TABLE and a CHAIR. The CHAIR should be STRAIGHT BACKED, with or without ARMS, and the right height so that your FEET rest flat on the FLOOR and your KNEES form a RIGHT ANGLE. You may also like to include a BED or COUCH to recline on during certain MAGICAL PRACTICES.



The Altar

A SMALL TABLE about 2 x 2 ft (60 x 60 cm) will work well as an ALTAR. A **square** shape is ideal, but a RECTANGULAR or ROUND TABLE will do. An even better form of altar consists of a SMALL UPRIGHT CUPBOARD. The CUPBOARD is convenient for storing away MAGICAL IMPLEMENTS, CANDLES, and INCENSE. **Traditionally**, your altar should come up to your BELLY BUTTON. Use a piece of BLACK SILK, perhaps with TASSELS at the CORNERS, as an ALTAR CLOTH; it should hang at least a **third** of the way to the FLOOR. Stand the ALTAR in the MIDDLE of the ROOM.



Burn incense and use the aromatic smoke to purify your temple.


Cleansing

Once you have established the space for your temple, you need to clean it thoroughly. Get down on your knees and scrub if you have to. Chase out the cobwebs and make everything as sparkling and fresh as you can. Then burn some frankincense, myrrh, or sage leaves, blowing the purifying smoke into all the corners, nooks, and crannies to shoo out any stagnant energies. A fresh coat of paint always transforms a room and is well worth the effort and expense. Some mages wash the walls and ceiling with salt water before painting them. Use pale colors on the walls, unless the room is particularly light, but the ceiling can look superb painted midnight blue with stenciled luminous constellations. Finally, sprinkle some salt water around the room to discourage unruly critters of all kinds from invading your pristine sacred space.



Banners

It is **NECESSARY** to **ESTABLISH** the **ORIENTATION** of your **TEMPLE** by **DIVIDING** it into **FOUR QUARTERS** at the **CARDINAL POINTS** **NORTH, SOUTH, EAST, and WEST**. Use a **COMPASS** to do this and **MARK** EACH **QUARTER** by hanging a **BANNER** made of **CARDBOARD, CLOTH, or HIDE**. You may wish to **decorate** the **BANNERS** with the **COLORS, ELEMENTAL SYMBOLS, and ZODIAC SIGNS** associated with the **DIRECTION**.



North: white, earth, Capricorn, Taurus, Virgo

South: red, fire, Aries, Leo, Sagittarius

East: yellow, air, Libra, Aquarius, Gemini

West: black, water, Cancer, Scorpio, Pisces



Magical Robes

Wearing a **ROBE** that is **EXCLUSIVELY RESERVED** for **TEMPLE** and **RITUAL WORK** is a **TRADITIONAL** part of being a **MAGE**. This can help you achieve the right **FRAME** of **MIND** and develop your **MAGICAL PERSONALITY**—an **“ALTAR EGO”** that transcends your **MUNDANE PERSONALITY**. Ideally, you should make the **MAGICAL ROBE** yourself. This can be of almost **ANY DESIGN** you like, but bear in mind that **FREEDOM** of **MOVEMENT** is important when practicing **HIGH MAGIC**.

A long **DRESSING GOWN** is a **good model** for a **MAGICAL ROBE**. You could even **take apart** an **OLD DRESSING GOWN**—maybe one from a **THRIFT SHOP**—to see **exactly** how to cut the cloth. If you find the prospect of **SEWING** your own robes **DAUNTING**, the **hardest** part is probably **THREADING** the **NEEDLE**. It is unlikely to be the **MOST DIFFICULT TASK** you encounter—**PATIENCE** and **DETERMINATION** are **KEY**.



SUITABLE COLORS

- ☉ THESE INCLUDE BLACK, WHITE, VIOLET, AND CREAM.
- ☿ IF YOUR MAGICAL WORK IS RELATED TO A PLANET, USE ITS CORRESPONDING COLOR (see chapter five).

SUITABLE FABRICS

- ☾ USE NATURAL MATERIALS, SUCH AS WOOL, SILK, LINEN, AND COTTON.
- ♁ AVOID USING MANMADE FIBERS BECAUSE THEY BLOCK THE SUBTLE ENERGIES WITH WHICH YOU WILL BE WORKING.



THE INNER TEMPLE



Becoming a MAGE is all about being FIT—in EVERY SENSE of the WORD—so you need to get in SHAPE. Creating a magical personality requires BREAKING OLD HABITS and FORMING NEW ONES.

These new habits help build the INNER TEMPLE of the TRUE SELF. You should establish a ROUTINE of DAILY EXERCISES and RITUALS and adhere to them as RIGOROUSLY as possible.



Prayer and Meditation

Start your day with a period of PRAYER and MEDITATION. In prayer, acknowledge all your BLESSINGS and ask for the GRACE to help you achieve your HEART'S DESIRE. Then focus on your PRINCIPAL MEANS of achieving this goal—SELF-KNOWLEDGE through MEDITATION.

Seated on your TEMPLE CHAIR in the PHARAONIC or EGYPTIAN GOD POSTURE—feet flat on FLOOR, palms down on THIGHS, and BACK straight—close your eyes and observe your mind at work, following your THOUGHTS with increasing DETACHMENT. Breathing deeply and rhythmically through the nose, place your ATTENTION in the SOLAR PLEXUS at the top of the BREASTBONE, where your INNER SUN shines. Feel the warm light spreading through your body, RELAXING, SOOTHING, and VITALIZING every cell. Do not be surprised if you find it hard to achieve a state of RELAXATION at first—for most people, it takes around six weeks of practice.



Cleansing

Just as you cleaned your OUTER TEMPLE, you must also PURIFY yourself. A ritual shower before prayer and meditation is a good way to start your MAGICAL DAY. All spirits have a DISCERNING SENSE of SMELL.

They do not like GARLIC (angels no more than vampires) and ONIONS, but they do like FINE INCENSE, so it is worthwhile to SMELL GOOD.



Keeping a Magical Diary

Keeping a MAGICAL DIARY can help you achieve SELF-KNOWLEDGE. A standard desktop year diary with at least HALF a PAGE per DAY is ideal. That way you will leave ACCUSING BLANKS if you fail to keep it DAILY. Record even the most apparently MUNDANE DETAILS, particularly your FAILURES and SHORTCOMINGS, but also your progress and anything you deem SIGNIFICANT. Many mages write down their dreams EVERY MORNING upon AWAKING.

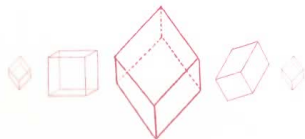


Developing Second Sight



Experiment with the exercises below, being sure to palm your eyes as described in step 1 before and after each session. Do it for just a few minutes once or twice a day, taking care not to strain your eyes.

1. **Rub your palms together vigorously** until they are CHARGED with HEAT. Place your PALMS over your open eyes, BLOCKING out the LIGHT. Relax and stare into the VELVET BLACKNESS while feeling your eyes ABSORBING the WARMTH. When your palms have cooled, repeat the process.
2. **Point your index fingers** at each other a FEW INCHES in front of your OPEN EYES. Bring the FINGERTIPS TOGETHER and then separate them again. You should NOTICE a double-nailed "sausage" finger appearing between them. Bring this DISEMBODIED FINGER into clear focus and hold it steady for a couple of MINUTES without straining. Palm your eyes as before.
3. **The next day**, try drawing TWO IDENTICAL SQUARES a couple of inches apart on a piece of PAPER. Hold the paper in front of your EYES and allow yourself to go SLIGHTLY CROSS-EYED until a THIRD SHAPE appears in the middle. Hold your ATTENTION on the MIDDLE SHAPE.
4. **The day after**, draw a pair of TRANSPARENT CUBES. See a THIRD APPEAR and FLOAT off the page. The greater the COMPLEXITY of image that you can focus on, the more developed your SECOND SIGHT will BECOME.



Visualization exercises where you concentrate on images such as cubes help to focus the mind.



Scrying




Scrying, or divination, is a way of interacting with the conscious universe. Even the most basic forms of scrying, such as pendulum dowsing, can be extremely effective. Dowers refer to the technique as "relaxed concentration." Pendulum dowsing can be performed with any weight attached to a piece of thread. Traditionally, a ring suspended from an 8 in (20 cm) length of silk thread will do the trick.




1. **Sit at a table** with a glass in front of you. Using the HAND YOU WRITE WITH, hold your PENDULUM between THUMB and INDEX FINGER. Prop your elbow on the TABLE next to the GLASS and allow the PENDULUM to dangle DIRECTLY in front of you on the OTHER SIDE of the GLASS.
2. **Decide what question** you are going to ask and to WHOM you will ADDRESS it—for example, a GUARDIAN ANGEL, an INNER TEACHER, or a GHOST. Establish the presence of your HIDDEN ALLY by saying aloud, "Will someone please answer my question?"
3. **You may answer** by allowing the PENDULUM to knock against the glass—TWO KNOCKS for a yes, one knock for a no. If you get ONE KNOCK, you know you have a JOKER in your HAND. If you get a POSITIVE RESPONSE, go ahead and establish the IDENTITY of your RESPONDENT as CLOSELY as you can, then ask your QUESTION and wait for the ANSWER.





Chapter 2

CREATING AND CONSECRATING THE MAGICAL IMPLEMENTS



One of the first tasks of the NEOPHYTE is to make the magical objects that represent the four elements—FIRE, AIR, WATER, and EARTH. These objects are often called the elemental weapons, but some prefer to use the less bellicose term IMPLEMENTS, because they are used to implement the magical will. They are the chief tools of the MAGE.

THE FOUR ELEMENTS

The ELEMENTS represent the FORCES of NATURE that make up the MATERIAL WORLD of the COSMOS. These elements—called FIRE, AIR, WATER, and EARTH—are not the COMMON SUBSTANCES with which they SHARE THEIR NAMES. They are PRINCIPLES, and these principles are paired with FOUR QUALITIES—HOT, COLD, DRY, and MOIST.



Fire

FIRE IS HOT AND DRY. IT IS SYMBOLIZED BY AN UPWARD-POINTING TRIANGLE, BEING VOLATILE AND ASCENDING.



Air

AIR IS HOT AND MOIST. ITS TRIANGLE IS CROSSED, PUTTING A BRAKE ON THE ASCENDING NATURE OF FIRE.



Water

WATER IS COLD AND MOIST. AS THE DESCENDING ELEMENT, ITS SIGN IS A DOWNWARD-POINTING TRIANGLE.



Earth

EARTH IS COLD AND DRY. IT HALTS THE FALL OF WATER, SO ITS TRIANGLE IS CROSSED.

Each element shares one of its qualities with another element. This provides the dynamic that allows for transformation within matter. Earthy solids can melt into watery liquids, which in turn can become gases, and then condense back into fluid or burn. Fire is the most volatile of the elements; earth, the most fixed. Fire and air are the masculine elements, earth and water feminine. All things are mixtures of the four elemental qualities.

Correspondences

<i>Air</i>	TETRAMORPH: lion	DIVINE NAME: Elohim Tzabaoth (GOD OF HOSTS)
DIRECTION: east	DIVINE NAME: Yahweh Tzabaoth (LORD OF HOSTS)	ARCHANGEL: Gabriel
IMPLEMENT: wand	ARCHANGEL: Michael	ANGEL: Tiahahad
COLOR: yellow	ANGEL: Aral	ELEMENTAL: undine
FUNCTION: thinking	ELEMENTAL: salamander	ELEMENTAL KING: Necksa
SENSE: hearing	ELEMENTAL KING: Djinn	ELEMENTAL RULER: Tharsis
METALS: mercury, quicksilver	ELEMENTAL RULER: Seraph	
INCENSE: galbanum		
TIME: dawn		
SEASON: spring		
TETRAMORPH: man		
DIVINE NAME: Shaddai El Chai (ALMIGHTY LIVING GOD)		
ARCHANGEL: Raphael		
ANGEL: Chassan		
ELEMENTAL: sylph		
ELEMENTAL KING: Paralda		
ELEMENTAL RULER: Ariel		
		<i>Earth</i>
		DIRECTION: north
		IMPLEMENT: pentacle
		COLORS: white, black, brown
		FUNCTION: sensation
		SENSE: touch
		METAL: lead
		INCENSE: storax
		TIME: midnight
		SEASON: winter
		TETRAMORPH: ox
		DIVINE NAME: Adonai ha Aretz (LORD OF THE EARTH)
		ARCHANGEL: Uriel
		ANGEL: Phoriakh
		ELEMENTAL: gnome
		ELEMENTAL KING: Ghob
		ELEMENTAL RULER: Kerub
<i>Fire</i>	<i>Water</i>	
DIRECTION: south	DIRECTION: west	
IMPLEMENT: dagger	IMPLEMENT: cup	
COLOR: red	COLORS: black, blue	
FUNCTION: feeling	FUNCTION: intuition	
SENSE: sight	SENSE: taste	
METALS: iron, gold	METAL: silver	
INCENSE: frankincense	INCENSE: myrrh	
TIME: noon	TIME: sunset	
SEASON: summer	SEASON: fall	
	TETRAMORPH: eagle	



WAND

The WAND is the IMPLEMENT of AIR, the REALM of the RATIONAL MIND and INSPIRATION, and CORRESPONDS to the EAST. It comes under the LORDSHIP of the ARCHANGEL RAPHAEL.

Making the Wand

1. Select a hardwood tree that will provide a STRAIGHT STICK that is $\frac{1}{2}$ -1 in (1-2.5 cm) thick and 1-3 ft (30-90 cm) long. ASH, HAZEL, ELDER, WILLOW, BIRCH, HAWTHORN, and BLACKTHORN TREES are all GOOD CHOICES.
2. Offer the tree a gift of tobacco or silver, and explain what you wish to do. Allow the TREE a moment to withdraw its ENERGY, then cut the BRANCH with your DAGGER. Put some MUD on the CUT AREA to help heal the WOUND.
3. Trim off any side twigs or thorns, and carefully peel off the BARK. Allow the wand to DRY NATURALLY for a couple of weeks. Cut a 1 in (2.5 cm) long notch into the NARROWER END of the WAND with a FINE SAW BLADE. Rub the wand with SANDPAPER, and polish it with BEESWAX for a SILKY FINISH. Carefully inscribe the HEBREW NAME for the ARCHANGEL RAPHAEL along the wand.
4. Magnetize a length of piano wire by STROKING a MAGNET along it in one direction. Tightly bind the wire around the NOTCHED END of the wand. When working with an element, insert an APPROPRIATE ITEM into the NOTCH—a feather for AIR, a shell for WATER, a stone for EARTH, or a match for FIRE.

רפאל Raphael



DAGGER

The DAGGER (called an athame in the Wiccan tradition) is the IMPLEMENT of FIRE and CORRESPONDS to the SOUTH, which the ARCHANGEL MICHAEL protects. The qualities of FIRE are ACTIVE, MASCULINE, and GENERATIVE. The dagger represents STRENGTH, ENERGY, COURAGE, and WILL, and with it you can command the SALAMANDERS—the SPIRITS of FIRE—to implement your will. Like fire, the DAGGER is DANGEROUS—it is the ONLY ELEMENTAL TOOL that is also a WEAPON. If you are unable to FORGE your own DAGGER, you may BUY one, but be sure that it has not been used for MAGICAL PURPOSES before. Unlike a KNIFE, it should be EQUAL SIDED and DOUBLE-EDGED. You will KNOW your DAGGER when you find it—IT WILL FEEL RIGHT IN YOUR HAND.

NAMING THE DAGGER

- ☉ PERSONALIZE YOUR DAGGER BY GIVING IT A NAME.
- ☉ CHOOSE THE NAME WITH CARE, AND MAKE SURE IT IS FREE FROM AMBIVALENT OR NEGATIVE CONNOTATIONS.
- ☉ IF YOU GIVE IT TIME, THE NAME MAY COME TO YOU DURING MEDITATION OR IN A DREAM.
- ☉ YOU CAN ALSO ENGRAVE THE HEBREW NAME OF THE ARCHANGEL MICHAEL ON THE BLADE.

מיכאל Michael





CUP

The CUP used in MAGIC is like a CHALICE or GRAIL.

It represents the SOUL, the ELEMENT of WATER, and the WEST, whose GUARDIAN is the ARCHANGEL GABRIEL. Water is the PRIMARY PASSIVE ELEMENT, just as fire is the PRIMARY ACTIVE ELEMENT. It has a MAGNETIC, attracting quality to it; like a CUP, it receives and holds. It is PSYCHIC and INTUITIVE and represents the ARCHETYPAL FEMININE PRINCIPLE. It is traditionally made of SILVER or GLASS. Rather than buying a CUP, it is best to RECEIVE it as a GIFT from someone who loves you UNCONDITIONALLY, like a PARENT or SIBLING.

INSCRIBING THE CUP

- ☉ INSCRIBE THE CUP WITH THE HEBREW CHARACTERS THAT SPELL THE NAME OF THE ARCHANGEL GABRIEL.
- ☉ A SILVER CUP IS RELATIVELY EASY TO INSCRIBE WITH A SHARP METAL POINT, WHEREAS A GLASS CUP MUST BE ENGRAVED WITH A SPECIAL GLASS-ENGRAVING TOOL.
- ☉ IN A PINCH, YOU CAN PAINT THE NAME WITH BLUE ENAMEL PAINT.



PANTACLE

The PANTACLE usually has a PENTAGRAM on ONE SIDE. As a result, it is often misnamed PENTACLE, a synonym for PENTANGLE or PENTAGRAM. Pantacle means FIVE ANGLES, being a FIVE-POINTED STAR. The pantacle, however, means ALL ANGLES, being a DISK shaped like a SOLID WHEEL.

The pantacle is the MAGICAL IMPLEMENT of the ELEMENT EARTH. It represents the BODY, the most MATERIAL FACTOR of life, and CORRESPONDS to the NORTH, which the ARCHANGEL URIEL DEFENDS.



Making the Pantacle

1. You will need a solid disk of WOOD, STONE, CLAY, or ANIMAL HORN, about 4 in (10 cm) in diameter. Leaving a 1 in (2.5 cm) BORDER around the OUTSIDE OF THE DISK, inscribe a HEXAGRAM—the six-pointed SEAL OF SOLOMON—onto one side. This represents the MACROCOSM, the GODHEAD.
2. Inscribe a pentagram—THE FIVE-POINTED STAR—on the other side. This represents a human being with SPREAD LEGS and OUTSTRETCHED ARMS and symbolizes the MICROCOSM, man as the IMAGE of GOD. The pantacle therefore represents the mage in RELATIONSHIP with the DIVINE.
3. On the border of the macrocosm side, inscribe the HEBREW CHARACTERS for the ARCHANGEL URIEL.



CONSECRATING THE MAGICAL IMPLEMENTS

Although **CONSECRATING** the **MAGICAL IMPLEMENTS** is a **COMPLICATED PROCESS**, the **VARIOUS RITUALS** you will need are described elsewhere in this **BOOK** to guide you along. These include the **KABBALISTIC CROSS OF LIGHT** (see page 51) and the **RITUALS OF THE PENTAGRAM** (see pages 110–117). You will also need to make some **HOLY WATER** (see page 101).



The Consecration Rite

The general rite is described here. The specific invocations, pentagrams, color, direction, and time that should be used for each implement are given on pages 34–37.

1. Place some burning incense and a glass of HOLY WATER on the ALTAR, then put items in the APPROPRIATE QUARTER of the altar to REPRESENT the FOUR ELEMENTS.

North: a pinch of SALT on a piece of BREAD to denote EARTH

South: a lit CANDLE or OIL LAMP to represent FIRE

East: a ROSE or some DRIED ROSE PETALS to symbolize AIR

West: a cup of RED WINE or RED GRAPE JUICE to signify WATER

2. Perform the kabbalistic cross of light and the LESSER BANISHING RITUAL OF THE PENTAGRAM.

3. Pick up the glass of holy water, and SPRINKLE some into the FOUR QUARTERS while walking CLOCKWISE around the TEMPLE. Walk the circle again, this time with the INCENSE. Walk the circle THREE MORE TIMES, pausing in the EAST each time to say:

“Holy, Holy, Holy, Creator of the Universe.

Holy, Holy, Holy, formless Lord of Life.

Holy, Holy, Holy, the Absolute Almighty,
Master of Polarity, Lord of Dark and Light.”



4. Perform the greater invoking ritual of the pentagram.
5. Facing the direction associated with the tool, and with the ALTAR in front of you, TRACE the appropriate INVOKING PENTAGRAM over the IMPLEMENT. Recite the first invocation, resonating the names.
6. Trace the pentagram over the implement once again. Recite the second invocation, RESONATING THE NAMES. Use the tool to trace the INVOKING PENTAGRAM in each QUARTER.
7. Perform the kabbalistic cross of light. Wrap the implement in a piece of SILK of the APPROPRIATE COLOR.
8. Repeat step 3, but this time walk COUNTERCLOCKWISE and make the SAME RECITATION in the WEST. Remain in the west and say:

“Any spirits caught

in the circle


I now set free in the
name of peace.”

9. Perform the lesser banishing ritual of the pentagram.




Consecrating the Wand

Ideally, this should take place at fall equinox. Use the pentagrams for air, face east when reciting the invocations, and wrap the wand in white or yellow silk.



Air-invoking



Air-banishing

Step 5

INVOCATION

In the **holy** and **divine** name of SHADDAI EL CHAI
(pronounced Shah-dye el Hai),

Whose **word** is the **breath** of all **life**,

I invoke you **great** ARCHANGEL RAPHAEL (Rah-fay-el), LORD OF AIR.

I entreat you to **preside** over this RITE of CONSECRATION.

May your ANGEL CHASSAN (Chah-san) guide my **steps** upon the PATH.

May the **mighty** PRINCE ARIEL (Ah-ree-el), RULER OF AIR,

With the **blessing** of the ALMIGHTY,

Invest this WAND with the SACRED POWERS and VIRTUES

Whereby I may **perform** the OPERATIONS for which it is DESIGNED.

Step 6

INVOCATION

In the name of SHADDAI EL CHAI,

And of the **great** ARCHANGEL RAPHAEL, his ANGEL CHASSAN,

And the **mighty** PRINCE ARIEL, RULER OF AIR,

I do **command** the ELEMENTAL SPIRITS of AIR to RECOGNIZE and OBEY

The POWER **invested** in this WAND

And the AUTHORITY of the **one** who wields it,

That they may take **delight** in assisting all its OPERATIONS.



Consecrating the Dagger

Consecrate the dagger at summer solstice if possible. Use the pentagrams for fire, face south when reciting the invocations, and wrap the wand in white or red silk.



Fire-invoking



Fire-banishing

Step 5

INVOCATION

In the **holy** and **divine** name of YAHWEH TZABAOOTH
(pronounced Yah-way Tza-bah-oth),

Whose **fire** and **light** is the SPARK of all **life**,

I invoke you **great** ARCHANGEL MICHAEL (Mez-kay-el), LORD OF FIRE

I entreat you to **preside** over this RITE of CONSECRATION.

May your ANGEL ARAL (Ah-ral) guide my **steps** upon the PATH.

May the **mighty** PRINCE SERAPH (Seh-raf), RULER OF FIRE,

With the **blessing** of the ALMIGHTY,

Invest this DAGGER with the SACRED POWERS and VIRTUES

Whereby I may **perform** the OPERATIONS for which it is DESIGNED.

Step 6

INVOCATION

In the name of YAHWEH TZABAOOTH

And of the **great** ARCHANGEL MICHAEL, his ANGEL ARAL,

And the **mighty** PRINCE SERAPH, RULER OF FIRE,

I do **command** the ELEMENTAL SPIRITS of FIRE to RECOGNIZE and OBEY

The POWER **invested** in this DAGGER


And the AUTHORITY of the **one** who wields it,

That they may take **delight** in assisting all its OPERATIONS.

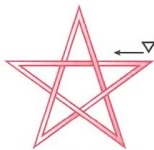


Consecrating the Cup

Spring equinox is the best time to perform this rite. Use the pentagrams for water, face west when reciting the invocations, and wrap the wand in white, black, or blue silk.



Water-invoking



Water-banishing

Step 5

INVOCATION

In the **holy** and **divine** name of ELOHIM TZABAOOTH
(pronounced El-oh-heem Tza-bah-oth),

Whose **celestial waters** bore all the forms of **creation**,

I invoke you **great** ARCHANGEL GABRIEL (Gah-bree-el), LORD OF WATER.

I entreat you to **preside** over this RITE of CONSECRATION.

May your ANGEL TALIAHAD (Tah-lee-ah-had) guide my **steps** upon the PATH.

May the **mighty** PRINCE THARSIS (Thah-sis), RULER OF WATER,

With the **blessing** of the ALMIGHTY,

Invest this CUP with the SACRED POWERS and VIRTUES

Whereby I may **perform** the OPERATIONS for which it is DESIGNED.

Step 6

INVOCATION

In the name of ELOHIM TZABAOOTH,

And of the **great** ARCHANGEL GABRIEL, his ANGEL TALIAHAD,

And the **mighty** PRINCE THARSIS, RULER OF WATER,

I do **command** the ELEMENTAL SPIRITS of WATER to RECOGNIZE and OBEY

The POWER **invested** in this CUP

And the AUTHORITY of the **one** who wields it,

That they may take **delight** in assisting all its OPERATIONS.

Consecrating the Pantacle

Consecrate the pantacle at winter solstice. Use the pentagrams for earth, face north when reciting the invocations, and wrap the wand in white, black, or brown silk.



Earth-invoking



Earth-banishing

Step 5

INVOCATION

In the **holy** and **divine** name of ADONAI HA ARETZ
(pronounced Ah-don-ai ha Ah-retz),

Who did create **humankind** as the salt of the **earth**,

I invoke you **great** ARCHANGEL URIEL (Oo-ree-el), LORD OF EARTH.

I entreat you to **preside** over this RITE of CONSECRATION.

May your ANGEL PHORLAKH (For-lac) guide my **steps** upon the PATH.

May the **mighty** PRINCE KERUB (Kee-rub), RULER OF EARTH,

With the **blessing** of the ALMIGHTY,

Invest this PANTACLE with the SACRED POWERS and VIRTUES

Whereby I may **perform** the OPERATIONS for which it is DESIGNED.

Step 6

INVOCATION

In the name of ADONAI HA ARETZ,

And of the **great** ARCHANGEL URIEL, his ANGEL PHORLAKH,

And the **mighty** PRINCE KERUB, RULER OF EARTH,

I do **command** the ELEMENTAL SPIRITS of EARTH to RECOGNIZE and OBEY

The POWER **invested** in this PANTACLE

And the AUTHORITY of the **one** who wields it,

That they may take **delight** in assisting all its OPERATIONS.



Chapter 3

THE TREE OF LIFE




KABBALAH, meaning “ORAL TRADITION” in Hebrew, evolved from a strain of Jewish mysticism devoted to penetrating the inner meaning of the TORAH, the Jewish scriptures. The key symbol of Kabbalah is the Tree of Life, which provides a model of CREATION. By meditating on the spheres of the Tree of Life, the mage can become more CONSCIOUS of the true nature of being.



PATHWAYS TO GOD

The Kabbalah explains how the world came into existence from the will of God. This is described as a series of emanations from the divine source.



The TREE of LIFE can be seen as a FRAMEWORK that shows how the SUPREME, UNDIFFERENTIATED CONSCIOUSNESS of the ALMIGHTY devolves into the SELF-CONSCIOUSNESS of the INDIVIDUAL. It also reveals the PATHS by which we can return to UNITY with GOD, by removing those OBSTACLES that limit CONSCIOUSNESS.



The Sephiroth



The TREE of LIFE is depicted as an arrangement of TEN SPHERES on THREE PARALLEL PILLARS. These spheres are called SEPHIROTH (sephirah in the singular), meaning "splendid lights." The SEPHIROTH can be understood as facets of the DIVINE PERSONALITY. The highest sphere, KETHER, represents **divine glory**; the lowest sphere, MALKUTH, denotes the MATERIAL WORLD in which the **divine light** is comparatively dim.

Below KETHER on the MIDDLE PILLAR is a nonsphere called DAATH, meaning **knowledge**. This is the ABYSS, the VOID, the gulf that separates the MANIFEST from the UNMANIFEST, the FINITE from the INFINITE. To reach the sphere of DAATH is to attain union with the **divine**, the true goal of all MYSTICS and MAGES.

THE FOUR PLANES

The sephiroth exist on four planes, known as:

- ☉ ATZILUTH, THE WORLD OF EMANATION;
- ☽ BRIAH, THE WORLD OF CREATION;
- ☿ YETZIRAH, THE WORLD OF FORMATION;
- ♄ ASSIAH, THE WORLD OF ACTION.

All of the sephiroth inhabit two of the planes except Malkuth (sphere 10), which is only present in the world of action.



THE LOVE TRIANGLE



The THREE HIGHEST SPHERES, forming a TRIANGLE on the TREE, are called the SUPERNALS. They are highly ABSTRACT EMANATIONS of DIVINITY and beyond the APPREHENSION of HUMAN INTELLECT alone.

Kether (1)

KETHER is the HIGHEST SPHERE, standing alone as the crown on top of the MIDDLE PILLAR of the TREE. It is the sphere of GOD as the CREATOR. It is the divine glory, the light of which the SUN is but a PALE REFLECTION. The first CREATIVE ACT of GOD is to SEPARATE the light from the dark. This separation produces the first pair of opposites, CHOKHMAH and BINAH.

Chokhmah (2) and Binah (3)

These SPHERES are the ORIGINAL COUPLE, the FATHER and MOTHER of the UNIVERSE, the root of all polarity—positive and negative, male and female, yin and yang. They top the ACTIVE (right) and PASSIVE (left) PILLARS of the TREE respectively. CHOKHMAH is the ACTIVE FATHER of FATHERS; BINAH, the GREAT MOTHER. The dynamic tension between BINAH, GOD'S passive understanding, and CHOKHMAH, GOD'S active wisdom, produces the DIVINE CREATIVE SPARK. This spark, drawn by CHOKHMAH from the divine source of KETHER, is the seed of life that is received by BINAH and generates all the FORMS in the UNIVERSE.

THE ETHICAL TRIANGLE



The SECOND TRIANGLE on the TREE is a REFLECTION of the SUPERNAL TRIANGLE.

Chesed (4) and Geburah (5)

Below CHOKHMAH on the RIGHT PILLAR of the TREE is CHESED, the sphere of MERCY or LOVE. CHESED is the constructive and organizing energy that builds the BLUEPRINTS for all forms that are LATENT in BINAH. In opposition to CHESED is GEBURAH, on the LEFT PILLAR of the TREE. GEBURAH is the sphere of SEVERITY or STRENGTH and imposes the LIMITATIONS of MORTALITY on all created things. Whereas BINAH is the MOTHER of all FORMS, GEBURAH is the DESTROYER. This may seem cruel, but these LIMITATIONS are an INEVITABLE part of the deal. They mean that CREATED FORMS are finite in the manifest world of TIME and SPACE. This is the PRINCIPLE of CHANGE, without which there is stasis.

Tiphareth (6)

Balancing CHESED and GEBURAH is TIPHARETH, situated below KETHER and DAATH on the MIDDLE PILLAR. Meaning beauty, TIPHARETH is the reflection of KETHER. Whereas KETHER represents SUPREME CONSCIOUSNESS, TIPHARETH symbolizes consciousness of consciousness—it is the birth of SELF-CONSCIOUSNESS in creation. TIPHARETH is the visible GLORY OF GOD MADE MANIFEST, representing vitality and the WILL TO LIVE. It is the BALANCING POINT, the heart of the tree, the heart of creation, just as the SUN is the heart of the SOLAR SYSTEM.

THE LOWER SEPHIROTH



The LOWER TRIANGLE on the TREE REFLECTS a further ORGANIZATION of the PRECEDING PATTERN. At the BASE is a SINGLE SPHERE, MALKUTH.

Netzach (7) and Hod (8)

NETZACH, at the BASE of the RIGHT PILLAR, is the POSITIVE FORCE of ATTRACTION and COHESION in the UNIVERSE. It is the sphere of ANIMAL DRIVES, **sensuality, passion, instinctive responses**, and the NATURAL as opposed to the CONTRIVED. Its opposite sphere, HOD, forms the base of the LEFT PILLAR and represents the DUPLICITY that results from SELF-CONSCIOUSNESS. It is the sphere of MENTAL FACULTIES, intelligence, reason, **considered responses**, the artificial, ambivalent, and contrived. HOD is the NEGATIVE FORCE behind FLUX and CHANGE.

Yesod (9)

Balancing the POLARITY of FLUX and COHESION is YESOD, the penultimate sephirah on the MIDDLE PILLAR. YESOD rules the **constant, ordered CYCLES** of TIME, as seen in the regularly changing PHASES of the MOON. The **reproductive cycles** of all things on EARTH are regulated by the MOON, as are the TIDES of the OCEANS. YESOD is both **fluid and precise**, ruling the UNCONSCIOUS MIND and EMOTIONS on one hand and organizing the MACHINERY of the UNIVERSE on the other.

Malkuth (10)

Although the last SEPHIRAH, MALKUTH, meaning KINGDOM, appears to be at the BOTTOM of the TREE, it is actually the cherry on TOP, for the ROOTS of the TREE are beyond the **vanishing point** of KETHER—this tree grows out of HEAVEN, not EARTH. The magical image of MALKUTH is a young woman CROWNED and THRONED. She is both the DAUGHTER and the BRIDE of GOD, but she is **exiled in matter**, SEPARATED from her consort by the GULF of CREATION. In this sense GOD himself is **exiled** from an ASPECT of HIMSELF. His queen, MOTHER EARTH, who has **borne** his children, is known as the SHEKINAH.



THE SHEKINAH

- ☉ THE SHEKINAH IS SOMETIMES CALLED THE LIBERATING ANGEL, WHO JACOB IN GENESIS 48:16 REFERS TO AS "THE ANGEL THAT REDEEMED ME FROM ALL EVIL." SHE IS ALSO THE GUARDIAN OF THE TREE OF LIFE IN THE GARDEN OF EDEN.
- ☉ GERSHOM SCHOLEM, A GREAT SCHOLAR OF JEWISH MYSTICISM, TELLS US THAT THE SHEKINAH WAS SEPARATED FROM GOD, HER LOVER, FOLLOWING THE FALL OF ADAM AND EVE. ONLY ON FRIDAY NIGHTS, THE EVE OF THE SABBATH, ARE THEY REUNITED BEFORE BEING FORCED TO PART AGAIN.
- ☉ NOT UNTIL ALL THE ORIGINAL LIGHT OF CREATION HAS RETURNED TO ITS DIVINE SOURCE WILL THE COSMIC LOVERS BE PERMANENTLY REUNITED.
- ☉ SCHOLEM WRITES: "TO LEAD THE SHEKINAH BACK TO GOD AND TO UNITE HER WITH HIM IS THE TRUE PURPOSE OF THE TORAH." WE ARE ALL INVOLVED IN THIS PROCESS.
- ☉ EVERY ACT OF LOVE AND COMPASSION BRINGS THE HEAVENLY COUPLE CLOSER TOGETHER. IN THIS SENSE, LIFE IS A LOVE STORY.
- ☉ IN ESSENCE, WE ARE ALL LONELY LOVERS SEPARATED FROM OUR LOVE, WHICH CAN ONLY BE FOUND AT THE VERY HEART OF OUR BEING.

CORRESPONDENCES



1. KETHER

MEANING: crown
ELEMENT: root of air
COLOR: brilliant white



MAGICAL IMAGE: old, bearded king in profile

ACHIEVEMENT: divine union

ILLUSION: attainment

VIRTUE: completion of the Great Work

VICE: none

TAROT CARDS: the aces

CHAKRA: Sahasrara (CROWN OF HEAD)

KEYWORDS: unity, all, pure consciousness, godhead, beginning, source

DIVINE NAME: Eheteh (I AM)

ARCHANGEL: Metatron

ANGELIC CHOIR: Chioth Ha Qadesh

MATERIAL MANIFESTATIONS: primum mobile (PRIME MOVER), nebulae



2. CHOKHMAH

MEANING: wisdom
ELEMENT: root of fire
COLOR: gray

MAGICAL IMAGE: bearded patriarch

ACHIEVEMENT: the vision of God face to face

ILLUSION: independence

VIRTUE: devotion

VICE: none

TAROT CARDS: the twos

CHAKRA: Ajna (BETWEEN THE EYES)

KEYWORDS: pure creative energy, life force, wellspring

DIVINE NAME: Yahweh (LORD)

ARCHANGEL: Ratziel

ANGELIC CHOIR: Auphanim

MATERIAL MANIFESTATION: zodiac



3. BINAH

MEANING: understanding

ELEMENT: root of water

COLOR: black

MAGICAL IMAGE: queen mother

ACHIEVEMENT: vision of sorrow

ILLUSION: death

VIRTUE: silence

VICES: inertia, avarice

TAROT CARDS: the threes

CHAKRA: Ajna (BETWEEN THE EYES)

KEYWORDS: limitation, karma, time and space, law, death

DIVINE NAME: Yahweh Elohim (LORD GOD)

ARCHANGEL: Tzaphqiel

ANGELIC CHOIR: Aralim

MATERIAL MANIFESTATION: Saturn



4. CHESED

MEANING: mercy

ELEMENT: water

COLOR: blue

MAGICAL IMAGE: magnificent enthroned king

ACHIEVEMENT: vision of love

ILLUSION: self-righteousness

VIRTUE: obedience

VICES: tyranny, hypocrisy, bigotry, gluttony, waste

TAROT CARDS: the fours

CHAKRA: Vissudha (THROAT)

KEYWORDS: authority, creativity, inspiration, vision, leadership

DIVINE NAME: El (HIM)

ARCHANGEL: Tzadkiel

ANGELIC CHOIR: Chasmalim

MATERIAL MANIFESTATION: Jupiter



5. GEBURAH

MEANINGS: strength, severity

ELEMENT: fire

COLOR: scarlet

MAGICAL IMAGE: mighty warrior in a chariot

ACHIEVEMENT: vision of power

ILLUSION: invincibility

VIRTUES: courage, loyalty

VICES: cruelty, destruction

TAROT CARDS: the fives

CHAKRA: Vissudha (THROAT)

KEYWORDS: power, courage, domination, passion

DIVINE NAME: Elohim Gevur (ALMIGHTY GOD)

ARCHANGEL: Camael

ANGELIC CHOIR: Seraphim

PLANET: Mars

6. TIPHARETH

MEANING: beauty

ELEMENT: air

COLOR: yellow

MAGICAL IMAGES: shifting king, divine child, sacrificed god

ACHIEVEMENT: vision of harmony

ILLUSION: identification

VIRTUES: devotion to the Great Work, integrity

VICES: pride, self-importance

TAROT CARDS: the sixes

CHAKRA: Anahata (HEART)

KEYWORDS: harmony, integrity, balance, wholeness, the self, self-sacrifice

DIVINE NAME: Yahweh Eloah va Daath (LORD GOD OF KNOWLEDGE)

ARCHANGELS: Michael, Raphael

ANGELIC CHOIR: Malachim

MATERIAL MANIFESTATION: Sun

7. NETZACH

MEANING: victory

ELEMENT: fire

COLOR: emerald

MAGICAL IMAGE: beautiful naked woman

ACHIEVEMENT: vision of beauty triumphant

ILLUSION: projection

VIRTUE: unselfishness

VICES: lust, wantonness

TAROT CARDS: the sevens

CHAKRA: Manipuraka (SOLAR PLEXUS)

KEYWORDS: empathy, sympathy, pleasure, luxury, sensuality, desire, lust

DIVINE NAME: Yahweh Tzabaoth (LORD OF HOSTS)

ARCHANGEL: Haniel

ANGELIC CHOIR: Elohim

MATERIAL MANIFESTATION: Venus

8. HOD

MEANING: glory

ELEMENT: water

COLOR: orange

MAGICAL IMAGE: hermaphrodite

ACHIEVEMENT: vision of splendor

ILLUSION: order

VIRTUE: truthfulness

VICE: falsehood

TAROT CARDS: the eights

CHAKRA: Manipuraka (SOLAR PLEXUS)

KEYWORDS: genius, reason, meditation, communication,

self-knowledge, ambivalence

DIVINE NAME: Elohim Tzabaoth (GOD OF HOSTS)

ARCHANGELS: Raphael, Michael

ANGELIC CHOIR: Beni Elohim

MATERIAL MANIFESTATION: Mercury

9. YESOD

MEANING: foundation

ELEMENT: air

COLOR: violet

MAGICAL IMAGE: beautiful, powerful, naked man
ACHIEVEMENT: vision of the machinery of the universe

ILLUSION: security

VIRTUE: independence

VICES: idleness, sloth

TAROT CARDS: the nines

CHAKRA: Svadisthana (GENITALS)

KEYWORDS: perception, imagination, emotion

DIVINE NAME: Shaddai el Chai (ALMIGHTY LIVING GOD)

ARCHANGEL: Gabriel

ANGELIC CHOIR: Cherubim

MATERIAL MANIFESTATION: Moon

10. MALKUTH

MEANING: kingdom

ELEMENT: earth

COLORS: citrine, olive, russet, black

MAGICAL IMAGE: a young woman crowned and throned

ACHIEVEMENT: vision of the holy guardian angel

ILLUSION: materialism

VIRTUE: discrimination

VICES: avarice, inertia

TAROT CARDS: the tens

CHAKRA: Muladhara (FEET)

KEYWORDS: material, solid, nature, heavy

DIVINE NAME: Adonai ha Aretz (LORD OF THE EARTH)

ARCHANGEL: Sandalphon

ANGELIC CHOIR: Ishim

MATERIAL MANIFESTATION: elements

RITUAL EXERCISES



HUMAN BEINGS are MICROCOSMS of the TREE of LIFE. You can consciously incorporate its ATTRIBUTES into your being by regularly performing RITUAL EXERCISES such as these.

The Kabbalistic Cross of Light

Performing this exercise will help you feel the power of the Tree of Life resonate through your body. It is often incorporated into more complex rituals, such as consecrating magical implements (see chapter two).

1. Stand facing the east, and imagine a BRILLIANT WHITE LIGHT above you. Raise your RIGHT HAND above your HEAD and DRAW the LIGHT down to your FOREHEAD with the SIGN of BENEDICTION (index and middle finger extended, the other fingers tucked into the palm and covered by the thumb), saying:

ATEH (pronounced Ah-tay; meaning UNTO THEE).

2. Bring the line of light down to your BREAST and say:

TAO (Ee-ah-oh; THAT I AM OF MY TRUE SELF).

3. Draw the light down through your BODY,

and as you point toward your FEET, say:

MALKUTH (Mahl-kooth; THE KINGDOM).

4. Bring the line of light up to your RIGHT SHOULDER, saying:

VE GEBURAH (Veh Geb-oo-nah; THE POWER).

5. Draw the line straight across to your LEFT SHOULDER, saying:


VE GEDULAH (Veh Ged-oo-lah; THE GLORY).

6. See and feel the great cross of light running through you, then cup your HANDS to your HEART, and say:

LE OLAHM, AMEN (Leh Oh-lahm, Ah-men; FOR ALL TIME, AMEN).

The Middle Pillar Exercise

One of the KEY RITUAL EXERCISES in HIGH MAGIC, the middle pillar exercise vibrates the DIVINE NAMES of the MIDDLE PILLAR SEPHIROTH at the CHAKRA POINTS in the body to which they correspond (chakra, meaning "wheel of light" in Sanskrit, is an energy center in the body according to yoga philosophy). By performing this EXERCISE on a REGULAR BASIS, you will become increasingly attuned to the ENERGIES of the SEPHIROTH and start to embody the SPLENDOR of the TREE of LIFE.



1. **Facing west**, visualize the **BLACK PILLAR** of SEVERITY on your **RIGHT SIDE** and the **WHITE PILLAR** of MERCY on your **LEFT SIDE**.
2. **Imagine the black pillar** is reflected in your **LEFT SIDE** and the **WHITE PILLAR** in your **RIGHT SIDE**.
3. **Visualize a flaming sphere of brilliant white light** at your **KETHER POINT**, a few inches above your **HEAD**. Inhale deeply and vibrate the divine name **EHEIEH** (pronounced Eh-heh-yeh). Vibrate the **DIVINE NAME** several times, **IF NECESSARY**, until it fills your whole being.
4. **Bring down the light from above** and visualize a **FLAMING SPHERE** of **BRIGHT YELLOW** at your **HEART** center, the **TIPHARETH POINT**.
Feel the warmth of your **INTERIOR SUN** radiating through you.
Inhale deeply and **VIBRATE** the divine name **YAHWEH ELOAH VA DAATH** (Yah-way Eh-loh-ah vah Dah-Ath).
5. **Bring down the light** and visualize a **FLAMING SPHERE** of **BRIGHT VIOLET** at your **GENITAL** region, **YESOD**. Inhale deeply and **VIBRATE** the divine name **SHADDAI EL CHAI** (Shah-dye el Hai).
6. **Bring down the light** and visualize a **FLAMING SPHERE** of **BRIGHT EMERALD** at your **FEET**, **MALKUTH**. Inhale deeply and **VIBRATE** the divine name **ADONAI HA ARETZ** (Ah-doh-nye ha Ah-retz).
7. **Finish by performing the kabbalistic cross of light** (see page 51).
This helps to **BALANCE** the **ENERGY** that you have absorbed.





Chapter 4
THE TAROT
∞

The Tarot can be used to DIVINE the underlying dynamics of the mage's relationship with life. Used in structured layouts, known as SPREADS, the cards can trigger INTUITIVE and INSPIRED responses to situations that you wish to understand more fully. The sheer depth and richness of their SYMBOLISM make them an INEXHAUSTIBLE source of inspiration and intuition.



THE HISTORY OF THE TAROT

The origins of Tarot cards remain steeped in mystery. Packs of cards for gambling and fortune-telling were first referred to around 1370.

The standard Tarot deck as we know it today, with twenty-two trump cards (Major Arcana) and fifty-six suit cards (Minor Arcana), dates back to around 1500 and first appeared in northern Italy.

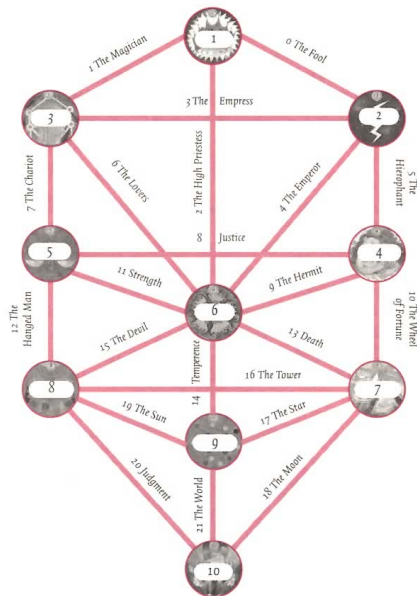


The Devil card from the medieval Marseille Tarot deck.

Although the TAROT has become one of the PRINCIPAL KEYS of HIGH MAGIC, it was not until the late EIGHTEENTH CENTURY that there was **evidence** that they were included in the HERMETIC ARTS. In 1773, Frenchman ANTOINE COURT DE GÉBELIN speculated that they were of ANCIENT EGYPTIAN ORIGIN, and a contemporary of his called ALLIETTE named them THE BOOK OF THOTH. However, it was the great French mage ELIPHAS LÉVI who accorded them their PREEMINENT SIGNIFICANCE with the **publication** of his deeply influential work *The Dogma and Ritual of High Magic* in 1856.



TAROT AND THE KABBALAH



Whatever their origins, the Tarot appear custom-made for kabbalistic magic. The number of Major Arcana cards equals the number of letters in the Hebrew alphabet and the number of paths on the Tree of Life. The ten sephiroth correspond with the Minor Arcana, sphere 1 relating to the four aces and so on.



THE MAJOR ARCANA



There are twenty-two Major Arcana cards, numbered 0–21. Each card has a title and bears a symbolic image. Cards with traditional imagery based on the Marseilles Tarot deck are pictured here; different decks can vary, but the meanings remain the same. Cards 8 and 11, Justice and Strength, are sometimes transposed. The Major Arcana can be used as a focus for meditation. See pages 70–71 to learn how to use them for divination.

0. THE FOOL

A colorfully garbed YOUNG MAN appears lost in a DAYDREAM.

His **face** is turned to the SKY, and he carries a **staff** over his SHOULDER with a small bundle of POSSESSIONS. He is ready to set forth in search of LIFE'S SECRETS. He is OBLIVIOUS to DANGER, because he **knows** that he cannot go wrong. Everything is RIGHT—life is ETERNAL, and he is IMMORTAL. If he embarks on the JOURNEY, his last step as a child of INNOCENCE will be his first as a man of EXPERIENCE.

1. THE MAGICIAN

A DIGNIFIED YOUNG MAN stands before a **table** arrayed with the four MAGICAL IMPLEMENTS. In his RIGHT HAND, he holds aloft a WAND; with his LEFT HAND, he points to the **ground**, indicating his intent to integrate the powers of ABOVE with those of BELOW. Over his head is a HORIZONTAL FIGURE EIGHT, symbolizing the eternal joining and separating of PERFECTLY BALANCED and UNIFIED OPPOSITES. The **Magician** is the BALANCING POINT, mediating between the ETERNAL POLARITIES.

2. THE HIGH PRIESTESS

A seated YOUNG WOMAN is wearing a HORNED HEADDRESS, representing the **crescent moon**. On her lap is an OPEN BOOK, a symbol of ESOTERIC WISDOM and LAW. Like the MAGICIAN, the HIGH PRIESTESS is a **balancing point** between OPPOSING FORCES, but where HE is ACTIVE, SHE is PASSIVE.

3. THE EMPRESS

An ATTRACTIVE WOMAN is comfortably **enthroned**, and behind her head is a CIRCLE of STARS. At her side is a **shield** bearing the SYMBOL of a GOLDEN EAGLE, representing COURAGE and POWER. Surrounded by **flowers**, the scene suggests ABUNDANCE and FERTILITY. Her number is 3, which stands for the CREATIVE UNION of OPPOSITES—MALE and FEMALE come together to produce a **child**.

4. THE EMPEROR

The EMPEROR is a stern, **armored** figure, half-seated on a THRONE. He represents SOLIDITY and CONSTRUCTIVE ENERGY. The EMPEROR holds a **scepter** in one hand, a SYMBOL of DOMINION. His shield is **embossed** with a GOLDEN EAGLE, another **symbol** of dominance. Without his EMPRESS, the **potency** of the EMPEROR is unfulfilled, his empire DEVOID of LIFE.



Left to right: The Fool, the Magician, the High Priestess, the Empress, and the Emperor.

5. THE HIEROPHANT

A RICHLY BEDECKED PONTIFF raises his RIGHT HAND in **benediction**, while in his LEFT HAND he holds a PAPAL CROSS. Before him kneel TWO PRIESTS, ready to receive his **blessing**. Also known as the HIGH PRIEST or the POPE in older packs, this card SYMBOLIZES the AUTHORITY of **established religion**.

6. THE LOVERS

A YOUNG MAN stands between **two women**, with CUPID poised above with his BOW and ARROW. The man must make a choice: between the TWO WOMEN, between IDEALISTIC LOVE and PHYSICAL ATTRACTION, between **vice** and **virtue**. This CARD symbolizes the themes of TRIAL and CHOICE.

7. THE CHARIOT

A WARRIOR PRINCE with a **scepter** in his RIGHT HAND stands in a CHARIOT attached to TWO HORSES, which represent EMOTION that needs to be controlled. The Chariot is a symbol of MOVEMENT, POWER, and TRIUMPH. The CHARIOTEER is a symbol of POWER and SELF-MASTERY.



Left to right: The Hierophant, the Lovers, the Chariot, Justice, and the Hermit.

8. JUSTICE

A majestic FEMALE FIGURE holds a **sword** in her RIGHT HAND and a pair of **scales** in her LEFT HAND. The DOUBLE-EDGED SWORD represents one edge to CONDEMN and the other to SAVE. The **scales** symbolize the weighing of GOOD and EVIL. This card signifies the LAW of KARMA, CAUSE and EFFECT: "As a man sows, so shall he reap."

9. THE HERMIT

A CLOAKED and BEARDED elderly man stands **motionless**. In his RIGHT HAND is a lantern; in his LEFT HAND, a staff. The Hermit is a **symbol** of WITHDRAWAL, CONCENTRATION, ABSTENTION, and SELF-CONTROL. The number 9 symbolizes INITIATION and COMPLETENESS. The Hermit is SELF-CONTAINED, his soul illuminated by an INNER SUN, represented by his LANTERN.



10. THE WHEEL OF FORTUNE

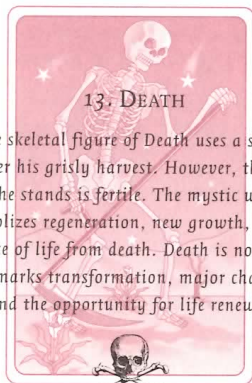
The figure on the left crawls down the wheel, representing declining fortunes. The creature on the right creeps upward, symbolizing fortunes rising. The sphinx at the top is armed with a sword, suggesting escape from the wheel of fate. The wheel itself is a symbol of destiny and the eternal processes that underlie human existence.

11. STRENGTH

A YOUNG WOMAN gently but firmly **opens** or **closes** the MOUTH of a LION. The FIERY, SEXUAL STRENGTH and PASSION of the **masculine lion** is restrained to the satisfaction of the COOL, CONTROLLED FEMININE NATURE. The card symbolizes **potent** but contained SEXUALITY and the FORTITUDE required for SUCCESSFUL UNION.

12. THE HANGED MAN

A YOUNG MAN hangs upside down from ONE FOOT. His FREE LEG is bent at the KNEE to form a symbolic **cross**. The gallows from which he HANGS are formed from TWO SAPLINGS, each with SIX AMPUTATED BRANCHES, suggesting the **possibility** of renewed growth to come. Far from looking TORTURED, he wears a BEATIFIC EXPRESSION. The essential meaning of the card is **illumination** through SELF-SACRIFICE.



13. DEATH

The skeletal figure of Death uses a scythe to gather his grisly harvest. However, the field in which he stands is fertile. The mystic white rose symbolizes regeneration, new growth, and the emergence of life from death. Death is not absolute. It marks transformation, major change, and the opportunity for life renewed.



Left to right: Strength, the Hanged Man, Temperance, the Devil, and the Tower.

14. TEMPERANCE

An ANGEL pours a **fluid** from one cup into another. After DEATH, this can be seen as the ESSENCE of LIFE being poured into a NEW VESSEL; alternately, MALE and FEMALE, BODY and SPIRIT, are **commingling**. Temperance is the virtue of SELF-RESTRAINT, tempering the desire of the will with the selflessness of **humility** to achieve EQUILIBRIUM.

15. THE DEVIL

A GRIM-FACED, bat-winged, half-human figure with the **horns** and **legs** of a GOAT perches on a plinth. The PLINTH symbolizes WORLDLY domination; the **goat** represents CREATIVE ENERGY but also GREED and EXCESS. This card signifies NEGATIVE POWER, SELF-INDULGENCE, and CARNAL EXCESS.

16. THE TOWER

The TOWER is STRUCK by LIGHTNING and shows two HUMAN FIGURES falling **headlong** to the ground, symbolizing the FALL of the MIGHTY. The ivory tower of CONCEIT is destroyed in a moment of SUPREME ILLUMINATION. All **false ideas** and aspects of PERSONALITY fall like scales from the EYES of the MAN who sees CLEARLY for the FIRST TIME.

17. THE STAR

A NAKED MAIDEN kneels by a **pool** and pours the WATERS of LIFE from a **pitcher** in each hand. A large EIGHT-POINTED STAR and seven smaller ones fill the sky. The **large star** represents REGENERATION and a new life won through MAGICAL ATTAINMENT. The woman is ETERNALLY YOUNG, ETERNALLY RENEWING CREATION, giving life to both **mind** and **matter**. In turn, she herself is a MANIFESTATION of the ULTIMATE, LIMITLESS SOURCE of COSMIC ENERGY represented by the STAR.

18. THE MOON

Two dogs are HOWLING at the MOON, symbolizing the **imagination**. Beyond them, a **PATH** winds between TWO TOWERS to a hilly horizon. In the foreground is a **pool** from which a CRAYFISH emerges onto land. Man's HALF-EVOLVED NATURE is drawn toward the REFLECTED LIGHT of the IMAGINATION, which can lead it forward into the ASTRAL PLANE. Behind is the DEPTH of the UNCONSCIOUS, from which nameless things emerge.

19. THE SUN

Two youths stand in a WALLED GARDEN beneath a MANY-RAYED SUN, shining **benevolently** down on them and dropping the dew of its bounty on the ground. The card represents the FULL LIGHT of **understanding** that **completes** the EVOLUTIONARY CYCLE: the RESTORATION of INNOCENCE but with the BALANCE of WISDOM.

20. JUDGMENT

An angel blows his TRUMPET from the HEAVENS, and a MAN, WOMAN, and CHILD emerge from the water, hands clasped in **prayer**. The circle of CLOUD surrounding the **angel** symbolizes the END and the BEGINNING, the cycle of BIRTH and DEATH. The nakedness of the **human figures** indicates they have NOTHING to conceal, suggesting a life well spent. Although summoned to **judgment**, they can look forward to REBIRTH in a new life.



21. THE WORLD

A dancer, naked except for a scarf draped around her loins, holds two wands. The scarf and the wands are symbols of well-won achievement. She is framed by a laurel wreath, which suggests victory, the universe, totality, and wholeness. Around the wreath are a lion, a bull, an angel, and an eagle, representing the four cardinal points: north, south, east, and west. Despite her grace and equilibrium, the dancer has a wistful countenance, for she feels the sufferings of the world. However, her dance is one of joyous celebration and she signifies success, triumphant conclusion, completion, and reward.



Left to right: The Star, the Moon, the Sun, Judgment, and the World.

THE MINOR ARCANA



The MINOR ARCANA are used TOGETHER with the MAJOR ARCANA for DIVINATION (see pages 70–71). There are FIFTY-SIX cards divided into FOUR suits: SWORDS, WANDS, CUPS, and PENTACLES. Each suit comprises four court cards—traditionally called KING, QUEEN, KNIGHT, and PAGE—and ten pip cards numbered ace to ten. The court cards usually apply to REAL PEOPLE involved in the SITUATION being EXPLORED. The page is a BOY or GIRL under age 21, the KNIGHT is a MAN aged 21–34, the QUEEN is a WOMAN over age 21, and the KING is a MAN over age 35.



SWORDS

The suit of swords corresponds to the element air. Being a weapon, the sword suggests conflict, cruelty, pain, and suffering. The suit therefore tends to indicate misfortune, and two or more appearing in a spread is ominous.

ACE: root of the powers of air

TWO: peace

THREE: sorrow

FOUR: truce

FIVE: defeat

SIX: science

SEVEN: futility

EIGHT: interference

NINE: cruelty

TEN: ruin

COURT CARDS: people with dark brown or black hair; dark skin; dark brown or black eyes; and/or a bright personality



WANDS

The suit of wands (also known as batons, rods, staffs, or scepters) is related to the element fire. It signifies the masculine principle, the will, and creative energy. When wands appear in a spread, they tend to relate to enterprise, initiative, and progress.

ACE: root of the powers of fire

TWO: dominion

THREE: virtue

FOUR: completion

FIVE: strife

SIX: victory

SEVEN: valor

EIGHT: swiftness

NINE: Strength

TEN: oppression

COURT CARDS: people with light or dark brown hair; light olive skin; brown, green, or hazel eyes; and/or a fiery personality



The Tarot

Cups

The suit of cups (also known as chalices) is the luckiest suit. It corresponds to the element water. Cups symbolize the feminine principle, love, marriage, emotions, sensitivity, and pleasure when they appear in a spread.

ACE: root of the powers of water

TWO: love

THREE: abundance

FOUR: luxury

FIVE: disappointment

SIX: pleasure

SEVEN: debauch

EIGHT: indolence

NINE: happiness

TEN: satiety

COURT CARDS: people with blond, light brown, or gray hair; fair to medium skin; blue or gray eyes; and/or a sensitive personality



68



The Tarot

Pentacles

The suit of pentacles (also called disks or coins) corresponds to the element earth. It relates to all material concerns—money, property, status, and security.

ACE: root of the powers of earth

TWO: change

THREE: work

FOUR: power

FIVE: worry

SIX: success


SEVEN: failure

EIGHT: prudence

NINE: gain

TEN: wealth

COURT CARDS: people with red, light blond, or gray hair; fair or freckled skin; blue or gray eyes; and/or an earthy personality



69



USING THE TAROT FOR DIVINATION

Divination means “seeking to understand the hidden.”

To divine the divine is the chief art of magic, but divination can also be used on a more mundane level to explore everyday situations. The person giving the reading is known as the reader; the person having the reading is referred to as the querent.



The Celtic Cross

The Celtic Cross Tarot spread provides a good balance of the dynamics that come to play in almost any situation. The reader starts by choosing a Significator card, removing it from the deck, and placing it in the center of the table. The querent then shuffles the deck and cuts it into three piles. After that, the reader restacks them in reverse order and deals the top ten cards out into the appropriate positions.

0 **The Significator:** represents the QUERENT; select it from the COURT CARDS according to the QUERENT'S AGE, COLORING, and/or PERSONALITY. Place it face up in position, saying, “Here he/she is.”

1 **The Cover:** IMPORTANT EVENTS, ISSUES, ATTITUDES, and INFLUENCES around the CURRENT SITUATION. Place it on top of the Significator, saying, “The [name of card] covers him/her.”

2 **The Cross:** OBSTACLES, PROBLEMS, CONFLICTS, and OPPOSITION that the QUERENT must deal with. Place it at right angles across the first two cards, saying, “The [name of card] crosses him/her.”

3 **The Root:** the BASIS or ROOT CAUSE of the SITUATION. Place it directly below the first three cards, saying, “The [name of card] is below him/her.”

4 **The Past:** EVENTS or INFLUENCES from the REGENT PAST. Place it to the left of the first three cards, saying, “The [name of card] is behind him/her.”

5 **The Crown:** the BEST that can be achieved from CURRENT CIRCUMSTANCES. Place it above the first three cards, saying, “The [name of card] crowns him/her.”

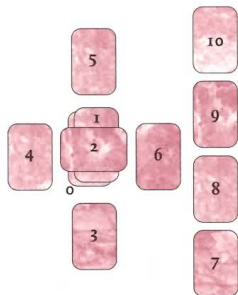
6 **The Future:** FRESH INFLUENCES about to come into PLAY. Place it to the right of the middle cards, saying, “The [name of card] lies before him/her.”

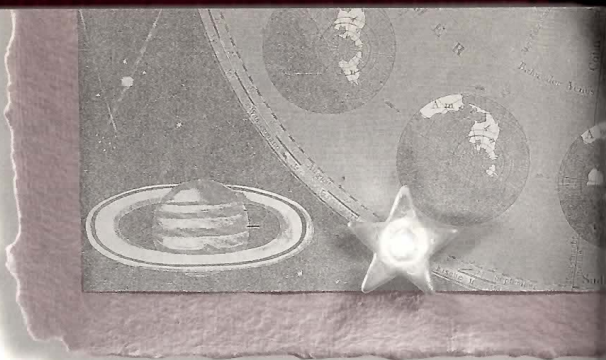
7 **The Querent:** the way the QUERENT relates to the SITUATION in QUESTION. Place it to the right of the cross, saying, “He/she comes to rest...”

8 **The House:** the way people around the querent AFFECT MATTERS. Place it above the previous card, saying, “In the house of [name of card].”


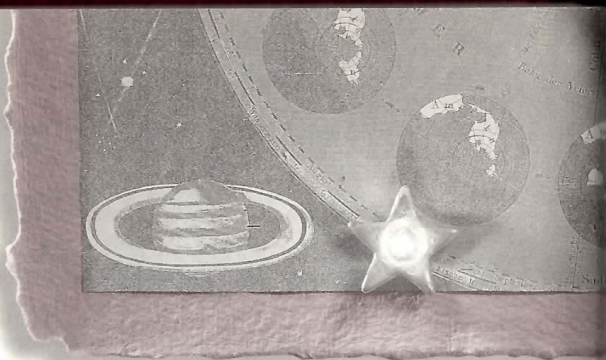
9 **Hopes and Fears:** the querent's HOPES, FEARS, and EXPECTATIONS. Place it above the previous card, saying, “He/she hopes or fears [name of card].”

10 **The Outcome:** the ANSWER to the QUESTION. Place it above the previous card, saying, “So shall it be.”






Chapter 5
THE SEVEN LORDS
∞



The hermetic dictum “AS ABOVE, SO BELOW” is nowhere more clearly exemplified than in ASTROLOGY. The PLANETS of the solar system and the constellations of the ZODIAC have long been known to bring influences to bear here on Earth. All things in the universe are WOVEN into the intricate patterns of the COSMIC loom and the endless dance of the planets and the stars.



THE CELESTIAL GODS

It is no wonder that the ancient Greeks, Romans, and other civilizations conceived of the planets as gods. After all, they have particular qualities that are like those used to describe personalities.



Words such as MERCURIAL (Mercury), SATURNINE (Saturn), JOVIAL (Jupiter), and LUNATIC (Moon) were all used to define the ATTRIBUTES of the PLANETARY GODS and are still in use today to describe the same CHARACTER TRAITS. The QUALITIES and VIRTUES of the planets also correspond directly to the SEPHIROTH of the KABBALAH (see chapter three).



Achieving Harmony



The PLANETS must be considered not merely in ISOLATION, but also in **relationship** with each other. The RELATIONSHIP of the PLANETS—their mutual position in space at the MOMENT we are BORN—has a great bearing on our PREDISPOSITIONS AS INDIVIDUALS. Although there is not sufficient space in this book to give more than an OUTLINE of the PLANETS' ATTRIBUTES and CORRESPONDENCES, it should be clear that the study of ASTROLOGY forms one of the PRINCIPLE PILLARS of HERMETIC SCIENCE.

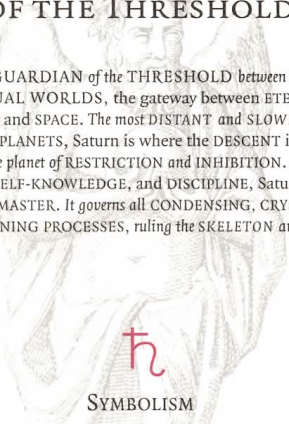


By understanding the astrological predispositions within yourself, you can make a conscious effort to become free from constrictive or unbalanced behavior patterns and achieve harmonious resonance with all the planetary spheres.



SATURN, GUARDIAN OF THE THRESHOLD

SATURN is the GUARDIAN of the THRESHOLD between the MATERIAL and the SPIRITUAL WORLDS, the gateway between ETERNITY and the realm of TIME and SPACE. The most DISTANT and SLOWEST MOVING of the VISIBLE PLANETS, Saturn is where the DESCENT into MATTER begins. It is the planet of RESTRICTION and INHIBITION. As the LORD of ORDER, SELF-KNOWLEDGE, and DISCIPLINE, Saturn can be a SEVERE TASKMASTER. It governs all CONDENSING, CRYSTALLIZING, and HARDENING PROCESSES, ruling the SKELETON and AGING.



SYMBOLISM

- ☉ IN CONVENTIONAL SYMBOLISM, SATURN IS PRESENTED AS THE SKELETAL FIGURE OF DEATH OR OLD FATHER TIME WITH HIS SCYTHE, MERCILESSLY CUTTING DOWN THE OLD, USELESS, OR UNWORTHY.
- ☉ ALCHEMICALLY, SATURN REPRESENTS THE PROCESS OF CALCINATION, WHEN ALL IMPURITIES ARE BURNED OFF IN THE PURIFYING FIRE.
- ☉ THE TERRIFYING KALI ASPECT OF SATURN CAN PRECIPITATE THE INITIATION OF THE NADIR, THE TERRIBLE TURMOIL THAT ENDS ONLY WHEN WE ABANDON VANITY AND FALSENESS AND COMMIT OURSELVES TO THE PATH OF RETURN.
- ☉ THE PAYOFF FOR THE PERSON WHO SURVIVES THIS ORDEAL IS THE ENERGIZING OF THE BASE CHAKRA, MULADHARA, AND THE AWAKENING OF KUNDALINI, THE SERPENT POWER COILED AROUND THE BASE OF THE SPINE.
- ☉ THE PERSON THEN BECOMES AN INITIATE THROUGH ACCOMPLISHING THIS FIRST STAGE OF THE GREAT WORK.



CORRESPONDENCES

PRINCIPLES: inhibition, concentration
 ELEMENT: earth
 COLORS: iridescent black, purple
 DAY: Saturday
 POLARITY: yin
 ZODIAC SIGN: Capricorn
 NUMBERS: 3, 32
 TAROT CARDS: the World, the three
 SEPHIRAH: Binah (UNDERSTANDING)
 CHAKRA: Muladhara (FEET)
 METAL: lead
 ALCHEMICAL PROCESS: calcination
 DEITIES: Cronos, Ceridwen, Kali
 ARCHANGEL: Cassiel
 ANGEL: Oriphiel
 PLANETARY INTELLIGENCE: Agiel
 PLANETARY SPIRIT: Zazel



CREATURES: tortoise, beaver, vole, crow, ant, termite
 STONES: onyx, jet, diamond, obsidian, black coral
 INCENSE: myrrh, spikenard, harmal, copal, aloë
 TREES: beech, holly, poplar, Scotch pine, yew
 HEALING PLANTS: equisetum, comfrey, heartsease, red root, uva ursi
 BODY PARTS: bone structure, teeth, tendons, joints, spleen
 BODY FUNCTIONS: all hardening and aging processes
 MENTAL FUNCTION: long-term memory
 MALFUNCTIONS: rheumatism, depression, lethargy, aging
 VIRTUES: discipline, sincerity, humility, perseverance, acceptance, wisdom
 VICES: melancholy, crankiness, distrust, isolation, inflexibility, meanness
 KEYWORD: saturnine

JUPITER, THE JOYBRINGER

JUPITER is by FAR the LARGEST of the VISIBLE PLANETS. It has THIRTEEN MOONS, ATTRACTED by its POWERFUL MAGNETIC FIELD. Its ENERGIES are CARRIED to EARTH by the SOLAR WIND. In contrast to the RESTRICTIVE and INHIBITORY QUALITIES of SATURN, JUPITER is expansive, generous, warm, and JOVIAL. He is the FIRE of NATURE, the warmth in ALL THINGS.

In MYTHOLOGY, he is the LUSTY, SELF-INDULGENT KING of the OLYMPIAN GODS. This tendency to excess is JUPITER'S main weakness, and in PHYSICAL TERMS can lead to LIVER PROBLEMS. Besides controlling the LIVER, JUPITER also rules the IMMUNE SYSTEM. JUPITER presides over HARMONY, LAW, and RELIGION.

4

SYMBOLISM

- ☉ JUPITER RULES THE ALCHEMICAL PROCESSES OF SUBLIMATION AND DISTILLATION, WHICH IN NATURE PRODUCE THE PHENOMENON OF DEW—MOISTURE THAT IS REFINED AS IT IS DRAWN UP FROM THE EARTH AND THAT ABSORBS COSMIC ENERGY AS IT RECONDENSES.
- ☉ SUBLIMATION IS SYMBOLIZED BY THE STORY OF JUPITER, IN THE FORM OF AN EAGLE, CARRYING HIS CUP-BEARER GANYMEDE UP TO HEAVEN.
- ☉ JUPITER'S SEDUCTION OF DANAE, THE DAUGHTER OF THE KING OF ARGOS, IN THE FORM OF A GOLDEN SHOWER SYMBOLIZES THE DISTILLATION OF PHILOSOPHICAL GOLD.



CORRESPONDENCES

PRINCIPLES: harmony, justice
 ELEMENTS: fire, air
 COLORS: mauve, blue, purple, gray
 DAY: Thursday
 POLARITY: yang
 ZODIAC SIGN: Sagittarius
 NUMBERS: 4, 21
 TAROT CARDS: the Wheel of Fortune, the four
 SEPHIRAH: Chesed (MERCY)
 CHAKRA: none
 METALS: tin, zinc

ALCHEMICAL PROCESSES: sublimation, distillation
 DEITIES: Zeus/Jupiter/Jove, Sobek, Math, Dagda
 ARCHANGEL: Tzadkiel
 ANGEL: Sachiel

PLANETARY INTELLIGENCE: Yophiel
 PLANETARY SPIRIT: Hismael

CREATURES: whale, dolphin, fish, elephant, horse, eagle, water birds, bee
 STONES: sapphire, lapis lazuli, amethyst, turquoise, tanzanite

INCENSE: myrrh, sandalwood, benzoin, gum mastic, cedar, fennel, nutmeg
 TREES: oak, ash, maple, horse chestnut, cedar

HEALING PLANTS: arnica, borage, lemon balm, sage, ginseng, comfrey, echinacea

BODY PARTS: liver, arteries, digestive organs, buttocks,
 right ear, outer sex organs, feet

BODY FUNCTIONS: immune system, sugar economy, energy conservation,
 cell formation, food assimilation

MENTAL FUNCTIONS: memory, humor

MALFUNCTIONS: cancer, cirrhosis, stomach ulcer

VIRTUES: generosity, fairness, benevolence, mercy, compassion

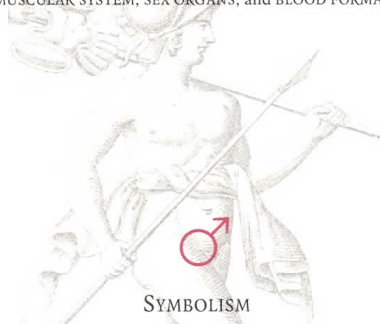
VICES: vanity, self-indulgence, greediness, materialism

KEYWORD: jovial



MARS, THE WARRIOR

The **FIERY RED PLANET** represents the **INTENSELY MASCULINE, ACTIVE, DYNAMIC PRINCIPLE** of LIFE. Its effects are **INTENSIFYING, ACCELERATING, and VIOLENT**. As the god of war, **MARS** has a reputation, along with **SATURN**, as a **MALIGN BODY** of **CONFLICT** with the other **PLANETS**. The negative aspects of Mars include **RUTHLESSNESS, DESTRUCTION, and BRUTALITY**. Its positive aspects are **DETERMINATION, WILLPOWER, COURAGE, and PASSION**. Mars rules the **MUSCULAR SYSTEM, SEX ORGANS, and BLOOD FORMATION**.



SYMBOLISM

- PARACELSDUS TELLS US THAT MARS GOVERNS THE POLARITY BETWEEN THE BRAIN AND THE SEXUAL ORGANS.
- THIS IS THE CONDUIT FOR KUNDALINI, THE SERPENT POWER IN INDIAN ALCHEMY.
- MARS IS ASSOCIATED WITH THE ALCHEMICAL PROCESS OF SEPARATION, WHICH CAN BE BRUTAL AND PAINFUL.
- KNOWN AS THE IRON PLANET, THE USES OF ITS METAL REFLECT THE STRENGTH AND AGGRESSION OF MARS—SWORDS, GUNS, ARMOR, AND ENGINES.
- CAMAEL, ITS ARCHANGEL, IS A POWERFUL PROTECTOR AND GUIDE, PROVIDING COURAGE AND DETERMINATION.



CORRESPONDENCES



PRINCIPLE: force
ELEMENT: fire
COLOR: red
DAY: Tuesday
POLARITY: yang

ZODIAC SIGNS: Aries, Scorpio
NUMBERS: 5, 27

TAROT CARDS: the Tower, the fives
SEPHIRAH: Geburah (STRENGTH, SEVERITY)
CHAKRA: Svadhisthana (GENITALS)

METAL: iron

ALCHEMICAL PROCESS: separation

DEITIES: Ares, Tiu/Tyr, Bishamon, Nergal, all war gods

ARCHANGEL: Camael

ANGEL: Zamael

PLANETARY INTELLIGENCE: Nakhiel

PLANETARY SPIRIT: Bartzabel

CREATURES: horse, fox, ram, robin, scorpion, all stinging insects other than bees

STONES: ruby, garnet, bloodstone, carnelian

INCENSE: cyprus, aloe, tobacco, pine, red cedar

TREES: thorn, pine, savin, cyprus, rhododendron

HEALING PLANTS: hawthorn, nettle, sarsaparilla, vomit nut, basil

BODY PARTS: muscular system, red corpuscles, sex organs, gall, astral body

BODY FUNCTIONS: body heat, blood formation

MENTAL FUNCTION: engagement

MALFUNCTIONS: fever, inflammation, high blood pressure, hemorrhage

VIRTUES: courage, determination, passion, protection

VICES: wrath, impulsiveness, ruthlessness, brutality, destructiveness

KEYWORD: martial



THE SUN, LORD OF LIGHT

The SUN is the RADIANT HEART of the SOLAR SYSTEM, without which there could be no LIFE. The SUN is VITALITY, the WILL to LIVE, CONSCIOUSNESS, and SPIRIT. As a PLANETARY SPHERE, the Sun's influence is benign, but if OVEREMPHASIZED it can engender PRIDE and SELF-CENTEREDNESS. Without the COOLING, MOISTENING INFLUENCE of the MOON, it can be HARSH, ARID, and BURNING. The SUN rules the INDIVIDUAL MIND, ENERGY, and WILLPOWER. Physiologically it governs the HEART, CIRCULATION, and HEALTH.



SYMBOLISM

- ☉ THE SUN IS EQUATED WITH GOLD, THE IDEAL METAL, WHICH IT EVOLVES TO PERFECTION BY ITS HEAT AND TRANSFORMING RAYS IN THE CRUCIBLE OF THE EARTH.
- ☉ IT IS A MANIFESTATION OF THE DIVINE LIGHT IN THE KABBALISTIC REALM OF YETZIRAH, THE WORLD OF FORMATION.
- ☉ AS THE CELESTIAL CONSORT OF THE MOON, IT IS THE MASCULINE PRINCIPLE, THE ACTIVE, ENGENERING SEED, WHICH ALCHEMISTS REFER TO AS THE FATHER OF THE STONE.
- ☉ APPROPRIATELY, ITS CORRESPONDING CHAKRA IS ANAHATA, THE HEART CHAKRA.



CORRESPONDENCES

PRINCIPLES: consciousness, vitality
ELEMENT: fire
COLORS: gold, red
DAY: Sunday
POLARITY: yang
ZODIAC SIGN: Leo
NUMBERS: 6, 30

TAROT CARDS: the Sun, the sixes
SEPHIRAH: Tiphereth (BEAUTY)
CHAKRA: Anahata (HEART)
METAL: gold

ALCHEMICAL PROCESSES: coagulation, conjunction

DEITIES: Apollo, Helios, Bel, Ra, Mithras

ARCHANGEL: Michael

ANGEL: Raphael

PLANETARY INTELLIGENCE: Graphiel

PLANETARY SPIRIT: Sorath

CREATURES: lion, all cats, blackbird, yellow and orange butterflies

STONES: ruby, tiger's eye, amber, chrysolite

INCENSE: frankincense, myrrh, copal, cinnamon, bergamot

TREES: walnut, ash, citrus, laurel, juniper

HEALING PLANTS: chamomile, cinnamon, clove, eyebright, ginger,

Saint-John's-wort, rosemary

BODY PARTS: heart, spine, solar plexus, eyes

BODY FUNCTIONS: circulation, heat and energy distribution

MALFUNCTIONS: low vitality, cardiac problems

VIRTUES: health, vitality, organization, power

VICES: pride, egotism

KEYWORD: solar



VENUS, GODDESS OF LOVE

VENUS is the PLANET of AFFECTIONATE LOVE, the MUSE of ART, FRIENDSHIP, and MUSIC. As the RULER of LIBRA, VENUS helps to mediate between OPPOSITES and to INTEGRATE DIVERSE ELEMENTS into HARMONIOUS BALANCE. Like MERCURY, Venus is a GREAT MEDIATOR, being the muse of relating. VENUS rules IMPORTANT ORGANS and FUNCTIONS within the HUMAN BODY, including the KIDNEYS, INNER SEXUAL ORGANS, BLOOD and CELL FORMATION, and the SENSE OF SMELL. An exaggeration of the VENUSIAN PRINCIPLE is associated with WANTONNESS and VENEREAL DISEASE.




SYMBOLISM

- ☿ VENUS IS COMMONLY VIEWED AS THE GODDESS OF LOVE, KNOWN AS APHRODITE TO THE ANCIENT GREEKS, BUT TO THE EGYPTIANS, INDIANS, AND HEBREWS THIS PLANETARY DEITY IS MASCULINE.
- ♃ TO THE INDIANS HE IS SUKRA, WHO HAS SOME OF THE ATTRIBUTES OF THE EGYPTIAN GOD THOTH, BEING A TEACHER AND PHYSICIAN AND CLOSELY ASSOCIATED WITH ALCHEMY.
- ♁ VENUS IS ASSOCIATED WITH THE ALCHEMICAL PROCESS OF FERMENTATION. LEGEND RELATES THAT SUKRA POSSESSED THE ELIXIR OF IMMORTALITY. KNOWN IN WESTERN ALCHEMY AS THE WHITE LION OR WHITE STONE.
- ♁ THE METAL OF VENUS IS COPPER, WHICH IS HIGHLY CONDUCTIVE.
- ♁ THE OFFSPRING OF VENUS/APHRODITE AND MERCURY/HERMES IS THE DIVINE HERMAPHRODITE, THE ADEPT WHO HAS ACHIEVED ACTIVE EQUILIBRIUM.



CORRESPONDENCES

- PRINCIPLES: relating, art
- ELEMENT: air
- COLORS: rose, emerald
- DAY: Friday
- POLARITY: yin
- ZODIAC SIGNS: Libra, Taurus
- NUMBERS: 7, 14
- TAROT CARDS: the Empress, the sevens
- SEPHIRAH: Netzach (victory)
- CHAKRA: Vissudha (throat)
- METAL: copper
- ALCHEMICAL PROCESS: fermentation
- DEITIES: Aphrodite, Sukra, Ishtar, Benten, Lakshmi, Chenreizi
- ARCHANGEL: Haniel
- ANGEL: Anael
- PLANETARY INTELLIGENCE: Hagiel
- PLANETARY SPIRIT: Kedemel
- CREATURES: deer, rabbit, dove, swallow, butterfly
- STONES: emerald, rose quartz, opal, jade, malachite, pink coral
- INCENSE: sandalwood, storax, galbanum, valerian, violet, rose
- TREES: apple, pear, cherry, elder, linden, chestnut
- HEALING PLANTS: yarrow, lady's mantle, motherwort, uerivain
- BODY PARTS: complexion, upper lip, throat, breasts, kidneys, abdomen, inner sexual organs
- BODY FUNCTIONS: cell and nerve formation, diuretic and emetic processes, sense of smell
- MALFUNCTIONS: problems relating to sexual organs and kidneys
- VIRTUES: harmony, proportion, beauty, affection
- VICES: sentimentality, immodesty, tastelessness, sexual intemperance
- KEYWORD: relating



MERCURY, THE COSMIC MESSENGER

MERCURY is the FASTEST MOVING PLANET, the QUICKSILVER MESSENGER SERVICE mediating between ABOVE and BELOW. It rules MENTAL PROCESSES, TRAVEL, COMMUNICATIONS, LANGUAGE, WRITING, ADAPTABILITY, and the INTELLECT. To the ROMANS, Mercury was the god of both MERCHANTS and THIEVES. The planet has a cool, ambivalent, unreliable quality akin to the TRICKSTER FIGURE, who sets PITFALLS for PEOPLE in order to reveal their FOOLISHNESS and keep them on the RIGHT PATH. There is a PUCKISH, TEASING TENDENCY that exposes FALSEHOOD and CONCEIT. As a planetary entity, Mercury is ANDROGYNOUS, containing ALL OPPOSITES WITHIN HIMSELF. He is therefore a FREE OPERATOR, independent of a POLAR OPPOSITE, although he does have an ANTAGONISTIC RELATIONSHIP with SATURN.



SYMBOLISM

- ☉ IN ALCHEMY, MERCURY PLAYS DISTRACTING TRICKS THAT FORCE THE ALCHEMIST TO PAY CLOSER ATTENTION.
- ☉ MERCURY'S RELATIONSHIP WITH SATURN IS SYMBOLIZED ALCHEMICALLY BY A CHILD (MERCURY) KILLING A DRAGON (SATURN), INITIATING THE GREAT WORK BY DISPATCHING THE FORCES THAT IMPRISON THE PRIME MATTER OF THE SOUL.
- ☉ MERCURY IS ASSOCIATED WITH SAHASRARA, THE CROWN CHAKRA, WHICH EXISTS IN POTENTIAL ONLY, BEING LOCATED ABOVE THE HEAD.
- ☉ SAHASRARA IS ONLY ACTIVATED WHEN THE MAGE HAS FULLY AWAKENED THE KUNDALINI AND ACHIEVED TRANSCENDENTAL COSMIC CONSCIOUSNESS.



CORRESPONDENCES

PRINCIPLES: mediation, intelligence

ELEMENT: air

COLORS: orange, yellow

DAY: Wednesday

POLARITY: yin/yang

ZODIAC SIGNS: Gemini, Virgo

NUMBERS: 8, 12

TAROT CARDS: the Magician, the eights

SEPHIRAH: Hod (GLORY)

CHAKRA: Sahasrara (CROWN OF HEAD)

METAL: quicksilver

ALCHEMICAL PROCESSES: circulation, mediation

DEITIES: Hermes, Mercury, Thoth, Quetzalcoatl, Viracocha, Kukulcan

ARCHANGEL: Raphael

ANGEL: Michael

PLANETARY INTELLIGENCE: Tiriel

PLANETARY SPIRIT: Taphtharharath

CREATURES: coyote, monkey, raven, ibis, fly

STONES: opal, topaz, tourmaline, carnelian, peridot

INCENSE: anise, lavender, gum arabic, storax

TREES: hazel, acacia, myrtle, mulberry

HEALING PLANTS: wormwood, digitalis, mandrake, valerian, skullcap, parsley, caraway

BODY PARTS: Ears, tongue, nervous system, hands, feet, lungs, spinal cord, thyroid

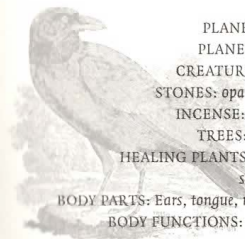
BODY FUNCTIONS: mental and nervous processes, hearing, speech, respiration, coordination

MALFUNCTIONS: impairment of nerves and motor functions, speech impediments, dyslexia

VIRTUES: communication, mediation, sound judgment, diplomacy

VICES: trickery, coldness, stinginess, mental cruelty

KEYWORD: mercurial



THE MOON, QUEEN OF THE DEEP

The MOON rules the EMOTIONS, INSTINCTS, and the SUBCONSCIOUS. It is FEMININE, NURTURING, REFLECTIVE, and CHANGEABLE. It influences FERTILITY, GROWTH, and CONCEPTION. It also influences the WATERS of the OCEANS, the SAP in PLANTS, and all BODILY FLUIDS, as witnessed by the TIDES and the MENSTRUAL CYCLE of WOMEN. Everything that grows on the EARTH does so in RHYTHM with the MOON. It rules DREAMS, INTUITION, and the way we FEEL. Its dark side is the UNCONSCIOUS and the WILDER, BASER INSTINCTS. Physiologically it governs the STOMACH, CEREBELLUM, AND PANCREAS.

SYMBOLISM

- ☾ THE MOON CORRESPONDS TO AJNA, THE CHAKRA THAT REPRESENTS THE THIRD EYE, THE PINEAL GLAND LOCATED BEHIND THE AREA BETWEEN THE EYEBROWS.
- ☾ IN ALCHEMY, THE MOON IS OFTEN CALLED LUNA OR DIANA, THE LUNAR GODDESS OF THE GREEKS, AND CORRESPONDS TO THE WHITE LION, THE WHITE TINCTURE, WHICH IS THE ELIXIR OF IMMORTALITY.
- ☾ IN POLARITY WITH ITS COSMIC CONSORT THE SUN, THE MOON IS COLD, MOIST, AND PASSIVE. THE FEMININE PRINCIPLE THAT RECEIVES THE SEED OF SULFUR AND BEARS THE HERMAPHRODITIC CHILD.

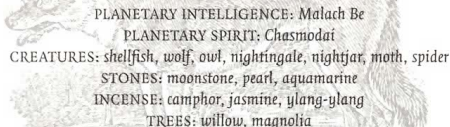


CORRESPONDENCES

- PRINCIPLES: psyche, emotion
- ELEMENT: water
- COLORS: silver, violet, royal purple
- DAY: Monday
- POLARITY: yin
- ZODIAC SIGN: Cancer
- NUMBERS: 9, 13
- TAROT CARDS: the High Priestess, the nines
- SEPHIRAH: Yesod (FOUNDATION)
- CHAKRA: Ajna (BETWEEN THE EYES)
- METAL: silver



- ALCHEMICAL PROCESSES: conjunction, coagulation
- DEITIES: Isis, Artemis, Diana, Selene, Cybele, Arianrhod, Astarte
- ARCHANGEL: Gabriel
- ANGEL: Gabriel




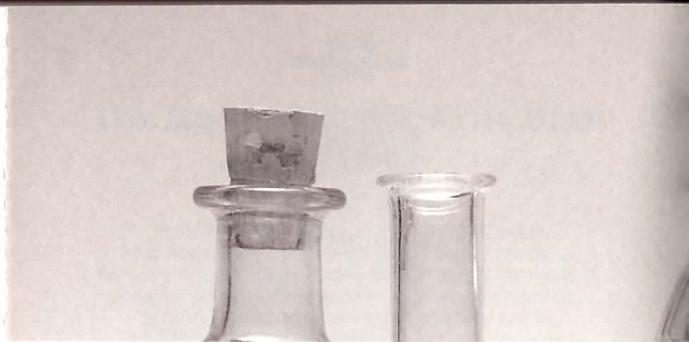
- PLANETARY INTELLIGENCE: Malach Be
- PLANETARY SPIRIT: Chasmodai
- CREATURES: shellfish, wolf, owl, nightingale, nightjar, moth, spider
- STONES: moonstone, pearl, aquamarine
- INCENSE: camphor, jasmine, ylang-ylang
- TREES: willow, magnolia

- HEALING PLANTS: chaste tree, cleaver, opium poppy, periwinkle, watercress
- BODY PARTS: brain, womb, bladder, stomach, pancreas, body fluids
- BODY FUNCTIONS: menstruation, growth, fertility, glandular secretion
- MENTAL FUNCTIONS: memory, subconscious, instinct, intuition, reflection, dreaming
- MALFUNCTIONS: psychosis, schizophrenia, lycanthropy
- VIRTUES: sensitivity, motherliness, benevolence


- VICES: moodiness, impressionability, hypersensitivity, defensiveness, envy

KEYWORD: feeling





Chapter 6
ALCHEMY
∞



Alchemy is one of the **THREE PILLARS** of hermetic science, along with magic and astrology. The mage uses alchemy to prepare **MAGICAL ELIXIRS**, such as planetary tinctures and fluid condensers. Too many mages rely on **ALCHEMISTS** to prepare such substances for them, but it is better to practice alchemy yourself—not only is it a **CRUCIAL** part of the **GREAT WORK**, it is also grounding and purifying.

THE TRIA PRIMA




Alchemy focuses on identifying and purifying the Tria Prima, the three principles of soul, spirit, and body—represented by sulfur, mercury, and salt.



The PROCESSES used in the PREPARATION of ALCHEMICAL SUBSTANCES are SYMBOLIC of the INNER PURIFICATION of the MAGE. The search for the elusive PHILOSOPHER'S STONE, which is said both to TRANSMUTE BASE METALS into GOLD and to be the ELIXIR of IMMORTALITY, signifies the ALCHEMIST'S GOAL of achieving union with the divine. A great ALCHEMICAL maxim is "solve et coagula," meaning "dissolve the body and coagulate the spirit." The alchemist LIBERATES (dissolves) the SECRET FIRE contained within all PHYSICAL MATERIALS, thereby PURIFYING and SPIRITUALIZING (coagulating) them.


Heavenly Dew



To the alchemist, DEW is the PRECIPITATION of the COSMIC FIRE and a key solvent used in the PURIFICATION PROCESSES of the TRIA PRIMA. No other substance in NATURE more perfectly reflects the CENTRAL ALCHEMICAL PROCESS of CIRCULATION than dew. It is drawn up as MOISTURE from the fat of the land by the ACTION of the SUN and condensed by the cool of the night to settle again on the EARTH. It is the DISTILLED ESSENCE of heaven above and earth below, a condensation of the UNIVERSAL SPIRIT, known as PRANA in YOGA, CHI or QI in CHINA, and, possibly, SOFT ELECTRONS to the SCIENTIST. To the DRUIDS, dew was the most sacred form of WATER; to the ANCIENT CHINESE, it symbolized IMMORTALITY; whereas in the KABBALAH, it represents RESURRECTION.

I am the moisture that preserves everything in nature and makes it live,
 I pass from the upper to the lower planes;
 I am the heavenly dew and the fat of the land;
 I am the fiery water and the watery fire;
 nothing may live without me....

From SECRET SYMBOLS OF THE ROSICRUCIANS, 1785



The Mutus Liber

Many important ALCHEMICAL ELIXIRS and PROCESSES use DEW. Dew features as the PRIMA MATERIA (prime material) in one of the most famous alchemical books, the MUTUS LIBER (Mute Book), first published in 1677. Almost entirely wordless (hence the title), the book consists of FIFTEEN ENGRAVINGS depicting a sequence of ALCHEMICAL PROCESSES performed by a man and a woman. The MUTUS LIBER remains highly influential in MODERN ALCHEMICAL PRACTICE.

PLANETARY TINCTURES



Plant alchemy, although known as the Lesser Work, is an important initiation in the scheme of the Great Work.



The CIRCULATUM MINUS (lesser circulation)—a PATH to the VEGETABLE STONE—does not ALTER METALS, but it does BEHAVE in ways that DEFY the UNDERSTANDING of CONVENTIONAL CHEMISTS. The preparation of planetary tinctures LIBERATES, PURIFIES, and RECOMBINES in an exalted form the THREE PRINCIPLES in plants: the SOUL/SULFUR, or the essential oil; the SPIRIT/MERCURY, or the plant alcohol (hence spirit); and the BODY/SALT, or the alkaline, water-soluble salts.

STAGE 1:

Extracting Sal Salis



The first stage in creating a planetary tincture is to extract some water-soluble salts from plant matter. SAL SALIS means “salt of the salt” and is prepared from wood ashes. Hardwood is best because it contains less tar and resin. Ash (FRAXINUS) and lime (TILIA) trees have the advantage of being ready to burn when freshly cut. Another consideration may be the planetary rulership of the source tree (see chapter five).

1. Lay a fire using untreated hardwood. The most EFFICIENT WAY to do this is in an OPEN FIREPLACE using a GRATE, but an OUTSIDE FIRE RITUAL in a SACRED SPOT during one of the SOLAR or FIRE FESTIVALS such as WINTER SOLESTICE or IMBOLC can produce a potent ash. Do not use PAPER because it usually contains UNDESIRABLE materials. Use DRY GRASS and TWIGS as kindling—never use PREFABRICATED FIRELIGHTERS. It is best to carry out this procedure on a SUNNY DAY so that you can use the Sun to IGNITE the FIRE. This is because the TRUE NATURE of FIRE is to be found less in the FUEL than in the AGENT of IGNITION. Fuel feeds a fire but is not its source.

2. Use a magnifying glass to focus the SUN'S RAYS onto the WICK of a CANDLE until it becomes a FLAME. If the SUNLIGHT is weak, dip some FILTER PAPER in ETHANOL. The paper will readily catch FIRE, and you can use it to LIGHT the CANDLE. Use the CANDLE to LIGHT the FIRE you have laid, taking care to drip as little WAX into the FIRE as possible. A HIGH GRATE will allow you to light the FIRE from underneath and AVOID DRIPPING WAX.



3. **Keep adding fuel to the fire** until it has produced 2 GALLONS (10 liters) of ash (enough to fill a standard mop bucket). This may take a LONG TIME, but the longer you can STAY with the FIRE, giving it your FULL ATTENTION, the better. Take the OPPORTUNITY to UNBURDEN your SOUL of any COMBUSTIBLE old matter. Allow the heat of the FIRE to MELT any STONES in your HEART. Let the EMOTION flow out of you and VAPORIZE in the FLAMES.

Be aware of the
spirits delighting
in the fire.



4. **Collect the ashes** and grind any solid pieces to POWDER.
5. **Roast the ashes in a flameproof ceramic pot** on top of a really hot stove until they have turned GRAY. This HEATING process is known as CALCINATION.
6. **Allow the ashes to cool**, then put them in a LARGE ENAMEL PAN and add several gallons of FILTERED RAINWATER or SPRING WATER. Unless you have a HUGE PAN, you will have to do this in SEVERAL BATCHES.
7. **Boil the liquid ashes for about 15 minutes**, then filter (through an unbleached coffee filter or filter paper) into another LARGE ENAMEL PAN. Return the remaining solid matter, known as the CAPUT MORTUUM (death head), to the EARTH.
8. **Boil the filtered liquid, uncovered.** As the LIQUID reduces, the SALTS will start to become VISIBLE. When nearly all the LIQUID has EVAPORATED, the salts will start to SPATTER, so take care. Reduce the HEAT, and WEARING GLOVES and GOGGLES if necessary, stir the SOLIDIFYING SALTS vigorously until they have HARDENED.
9. **Break the salts into small pieces**, drive off any REMAINING MOISTURE in the oven, then CALCINE again over a HIGH HEAT (covered) for at least an HOUR.
10. **Dissolve the salts in filtered rainwater or spring water**, FILTER, and EVAPORATE again. Repeat this process until NO RESIDUE is left in the filter. When finished, POWDER the PURE, DRY SALTS and place in an AIRTIGHT JAR. Keep a small amount in a separate container for making HOLY WATER (see page 101).





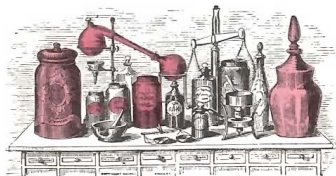
STAGE 2:

Producing the Oleum Salis

The alkaline salts extracted from the ashes in the form of SAL SALIS are strongly hygroscopic, which is to say that they readily absorb moisture from the air. The alchemist uses these as a magnet for attracting dew. Once saturated with dew, the salts dissolve and become liquid. The resulting OLEUM SALIS (oil of salt) provides the best solvent for extracting the planetary virtues from plants when creating planetary tinctures.



1. On a still, clear evening, ideally when the SUN is in ARIES or TAURUS, spread your SAL SALIS about 1/2 in (1 cm) deep in GLASS, GLAZED EARTHENWARE, or ENAMEL DISHES. Place the dishes in the OPEN AIR about 1 ft (30 cm) above the GROUND.
2. Retrieve the dishes before sunrise. If the salts have LIQUEFIED, filter and preserve the liquid in a SEALED BOTTLE. If the SALTS have not liquefied, repeat the process the following NIGHT and AGAIN, if necessary.



STAGE 3:

Creating the Tincture

The tincture should be extracted from a plant governed by the relevant planet. It should be slowly dried and then crushed into small pieces by hand. Start making the tincture on the first day associated with that planet that occurs after a new moon. (For appropriate plants and days, see page 100.)



1. On the appropriate day, pour a SEVENTH of your OLEUM SALIS into a GLASS JAR. Add sufficient CRUSHED HERB to be WELL COVERED by the OIL.
2. Place the glass jar in a warm, dark CUPBOARD. A tincture made with ALCOHOL or VINEGAR would take 2-3 weeks to produce, but the CONCENTRATION of COSMIC FIRE in the OLEUM SALIS is sufficiently potent to extract a RED TINCTURE within a day or two.
3. Filter the red oil, and add to it an EQUAL AMOUNT of PURE PLANT SPIRIT (ethanol, not denatured alcohol). Immediately seal the jar. The RED TINCTURE and the alcohol do not mix; the alcohol will FLOAT on TOP.
4. Place the sealed jar in a warm, dark place, like a LINEN CLOSET or an INCUBATOR. The spirit above (the alcohol) will gradually draw up the SPIRITUAL PROPERTIES of the PLANT and the OIL below. The residual impurities in the RED TINCTURE will collect at the level where the two liquids meet. The spirit will ABSORB some of the COLOR from below and the LOWER TINCTURE will become paler. It takes 1-3 MONTHS for the process to be completed, depending on how warm it has been kept—approximately 3 months at 65°F (18°C) and 1 month at 90°F (30°C).
5. Pour off the alcohol, and preserve it in a tightly sealed DARK GLASS BOTTLE. This is your PLANETARY TINCTURE. Take no more than 10 DROPS per day in a little WINE or WATER, starting on the morning of the first PLANETARY DAY during a WAXING MOON.



Plants and Days



WHEN LOOKING for APPROPRIATE PLANTS to make a PLANETARY TINCTURE (see page 99), CONSULT a GOOD PLANT GUIDE to CONFIRM APPEARANCE, HABITAT, and GROWING SEASON. If you cannot HARVEST your own, purchase some from a RELIABLE HERBAL SUPPLIER. (See chapter five for additional plants.)

SATURN

Saturday; horsetail (*EQUISETUM ARVENSE*); take care to avoid the many poisonous plants ruled by Saturn.

JUPITER

Thursday; lemon balm (*MELISSA OFFICINALIS*).

MARS

Tuesday; the flowers, young leaves, or berries of the hawthorn (*CRATAEGUS*) or the dried root of the stinging nettle (*URTICA DIOICA*).

SUN

Sunday; rosemary (*ROSMARINUS OFFICINALIS*).

VENUS

Friday; motherwort (*LEONURUS CARDIACA*) or lady's mantle (*ALCHEMILLA*)—the Latin name *ALCHEMILLA* means little alchemist.

MERCURY

Wednesday; skullcap (*SCUTELLARIA*), caraway (*CARUM CARVI*), marjoram (*ORIGANUM MARJORANA*), or oregano (*ORIGANUM VULGARE*).

MOON

Monday; fresh cleavers (*GALIUM APARINE*), the bark of the willow (*SALIX*), or the berries of the chaste tree (*VITEX AGNUS-CASTUS*).



Holy Water

HOLY WATER is made from *SAL SALIS* (see pages 95–97) and is used in rites of consecration and purification (see pages 32–33 and 150–153). If kept carefully preserved in a GLASS BOTTLE, it will not lose its POWER.



1. Place a glass of spring water or filtered rainwater on your altar. Put some *SAL SALIS* and *CAPUT MORTUUM* (plant ashes left over from making *SAL SALIS*) into a small dish on the altar.
2. Perform the lesser banishing ritual of the pentagram (see pages 111–113).
3. Face north with the altar before you and extend your right hand over the salt. Visualize the light of HOLY ENERGY flowing from your PALM into the SALT and say:

“May this fire-purified salt of the earth become a heavenly salt possessing the wisdom of creation.
May it sustain my soul, spirit, and body
and preserve them from corruption.
May it nourish the earth and fortify my heart. Amen.”
4. Extend your hand over the ash, and as light flows from your palm, say:

“May this ash return to the eternal fount of living water.
May it be a fertile earth.
May it bring forth the Tree of Life. Amen.”
5. Walk around the altar until you stand on its east side, facing west. Say:


“In the salt of eternal wisdom,
in the water of preparation,
in the ash whence the new earth springeth,
be all things accomplished unto the age of the ages. Amen.”



FLUID CONDENSERS



Besides the planetary tinctures, which have an extraordinary effect on every aspect of the mage's constitution, specially charged potions and substances can be prepared for use in magical operations. All liquids and metals have particular magnetic qualities. They are able to absorb and store energies and energy patterns from any source. The mage uses these qualities to make fluid condensers.



TYPES OF CONDENSERS

☉ FLUID CONDENSERS CAN BE SOLID, LIQUID, OR GASEOUS—IT IS THE ENERGIES THEY ACCUMULATE THAT ARE FLUID, RATHER THAN THE CONDENSERS THEMSELVES.

☉ THE MOST USEFUL KINDS ARE THE LIQUID AND SOLID CONDENSERS.

☉ FLUID CONDENSERS OF ALL KINDS MAY BE MADE EVEN MORE POWERFUL BY ADDING A DROP OF THE MAGE'S OWN BLOOD AND/OR SEXUAL FLUID.

☉ HOWEVER, THIS SHOULD ONLY BE DONE IF THE PREPARATION IS TO BE RESERVED EXCLUSIVELY FOR THE MAGE'S PERSONAL USE.



Tincture of Gold

The most important ingredient in any fluid condenser is gold, which to the mage and alchemist is the most perfect substance that nature produces on earth. Gold can be added to a fluid condenser in any form, and even minute amounts are useful, particularly in liquid condensers.

1. **Take a piece of gold**, the purer the better, but even 9-carat gold will do. Heat it until it is **RED HOT**, then drop it into a **BOWL** containing **TEN TIMES** its weight of **FILTERED RAINWATER** (thunder-rainwater is ideal, particularly if it has been collected in a nonmetal container before hitting the ground). The water will **HISS** and **SPUTTER** furiously, so **PROTECT** yourself from **SCALDING**.

2. **Retrieve the gold with a glass implement**, such as a **HEATPROOF GLASS CUP** or **LADLE**, and repeat the process at least another **SIX TIMES**.

3. **By this time, the water will have become saturated with GOLD ATOMS** from the **CONTRACTING METAL**. Filter the **LIQUID** into a **GLASS BOTTLE**, and preserve it for **MAGICAL USE**. Seven or eight drops are **SUFFICIENT** to charge up to **3 oz (85 g)** of **FLUID CONDENSER**.



You can use a piece of jewelry, such as a gold ring, to make this tincture.



Planetary Fluid Condensers

Planetary fluid condensers can be used for any magical operations, such as charging a talisman or amulet, where you wish to emphasize the qualities of a particular planet or their corresponding sephiroth on the Tree of Life. You will need 2 oz (55 g) of dried, powdered plant for each planet. If the plant matter can be collected and processed on its corresponding day of the week, so much the better.

1. Place the powdered plant in a TALL GLASS JAR, and cover it with UNADULTERATED GRAPE BRANDY just before SUNRISE on the first appropriate day (see below) following a NEW MOON.
2. Seal the jar and place it in a WARM, DARK LOCATION for 28 days.
3. Filter the alcohol and pour it into a DARK GLASS BOTTLE, adding an appropriate amount of GOLD TINCTURE (see page 103).
4. If you have some salts (sal salis; see pages 94–97) derived from a plant connected with the RELEVANT PLANET, then the ADDITION of even a FEW GRAINS will be even more EMPOWERING.



SATURN

Appropriate Saturn plants include the leaves of POPLAR (Populus), HORSETAIL (Equisetum arvense), and COMFREY (Symphytum); avoid comfrey root because it is too glutinous. Prepare the CONDENSER on the first Saturday of a new moon.

JUPITER

Make the condenser on the first Thursday of a new moon. SAGE (Salvia) and the leaves of the OAK TREE (Quercus) are excellent choices.

MARS

Prepare on a Tuesday following a new moon. Untreated TOBACCO (Nicotiana tabacum) and STINGING NETTLES (Urtica dioica) would be ideal.

SUN

The first Sunday morning of the new moon, just after sunrise, is the right time to make this condenser. EYEBRIGHT (Euphrasia officinalis), ROSEMARY (Rosmarinus officinalis), CINNAMON (Cinnamomum zeylanicum or C. loureirii), and SAINT-JOHN'S-WORT (Hypericum) are fine choices.

VENUS

Prepare the condenser on the first Friday of the new moon. VERVAIN (Verbena officinalis), YARROW (Achillea millefolium), or any of the MINTS (Mentha) would do.

MERCURY

Make the Mercury condenser on the first Wednesday morning after a new moon. The leaves of ACACIA (Acacia), VALERIAN (Valeriana officinalis), and HAZEL (Corylus) are good Mercurial plant products.

MOON

On a Monday, pour on the brandy well before sunrise. The skin of CUCUMBERS (Cucumis sativus) and the leaves of the WILLOW (Salix) are among the best lunar plant materials to use.



Liquid Universal Fluid Condenser

You can combine all SEVEN PLANETARY FLUID CONDENSERS to make a UNIVERSAL FLUID CONDENSER. This **liquid** is even more POWERFUL than the SUM of its PARTS. It can be used for CONSECRATING MAGICAL IMPLEMENTS and many other magical operations. Simply mix EQUAL AMOUNTS of each PLANETARY CONDENSER (see pages 104–105), and add a couple more drops of GOLD TINCTURE (see page 103).



Solid Universal Fluid Condenser

Solid universal fluid condenser is particularly useful in preparing magic mirrors (a mirror impregnated with charged substances, such as this condenser, and used for scrying) and can also be used to charge wands. Drill a hole through the length of the wand, or just 1–2 in (2.5–5 cm) into each end, then fill with condenser and plug with resin or wax. To make the condenser, you will need:

- 1 part each (in volume) of lead, tin, iron, gold, copper, brass, silver, and aloe resin
- 3 parts of animal charcoal (meat cooked until it turns black will do)
- 7 parts of coal

Grind all the ingredients as finely as possible, using suitable files for the metals. Mix together thoroughly and store safely.



Elemental Fluid Condensers

These are very useful for operations involving the elements. They are made in the same way as the planetary fluid condensers (see page 104) using one or all of the plants listed below.



FIRE

DAY: Tuesday

PLANTS: Eucalyptus (EUCALYPTUS), feverfew (CHRYSANTHEMUM PARthenium), garlic (ALLIUM SATIVUM), pot marigold (CALENDULA OFFICINALIS), mistletoe (VISCUM ALBUM), mustard (BRASSICA), stinging nettle (URTICA DIOICA), pepper (PIPER NIGRUM)

AIR

DAY: Wednesday

PLANTS: Apple (MALUS), bergamot (CITRUS AURANTIUM BERGAMIA), fennel seed (FOENICULUM VULGARE), southernwood (ARTEMISIA ABROTANUM), mint (MENTHA), oregano (ORIGANUM VULGARE), hazel (CORYLUS), cherry leaves (PRUNUS)

WATER


DAY: Monday

PLANTS: Lily-of-the-valley (CONVALLARIA MAJALIS), water lily (NYMPHAEA), white lotus (NYMPHAEA LOTUS), pumpkinseed (CUCURBITA PEPO), tarragon (ARTEMISIA DRACUNCULUS), blue flag (ACORUS CALAMUS)

EARTH

DAY: Saturday


PLANTS: Bloodroot (SANGUINARIA CANADENSIS), comfrey (SYMPHYTUM), lovage (LEVICISTICUM OFFICINALE), patchouli (POGOSTEMON PATCHOULY), yew (TAXUS), mullein (VERBASCUM), Solomon's seal (POLYGONATUM)



Chapter 7
STARS OF THE WISE



The ancients combined sacred GEOMETRY and NUMEROLOGY to generate magical figures that express the profoundest relationships of the MICROCOSM and the MACROCOSM. These Stars of the Wise form the basis of the key rituals of high magic. They are used to OPEN and CLOSE magical operations and to ATTRACT or DISPEL elemental or cosmic forces.



THE PENTAGRAM



The five-pointed star of the pentagram is the holy cross of the five elements: the four physical elements of air, fire, water, and earth, plus the fifth element known as the quintessence, spirit, aether, or akasha.

The QUINTESSENCE is the UNIFYING SOURCE of all ELEMENTAL ENERGY, the MATRIX that allows ENERGY to emerge through the FOUR MATERIAL ELEMENTS. The pentagram is therefore a SYMBOL of the QUINTESSENCE and also a GEOMETRIC symbol of man as the MICROCOSM—the image of GOD imbued with spirit; the PERFECTED MAN as lord of the ELEMENTS, who governs the ELEMENTS by the AUTHORITY of his WILL.



The **pentagram** is the principle feature of RITUALS used to DISPEL or ATTRACT spiritual energies. The **two** main rituals are the LESSER RITUAL of the pentagram and the GREATER RITUAL of the pentagram. Whereas the GREATER RITUAL is used for specific magical operations, the LESSER RITUAL should be performed **twice** each day to help the process of SELF-INITIATION (see chapter eight). It puts the ASPIRANT in contact with the INVISIBLE ELEMENTAL FORCES of nature and establishes a means of DIRECTING those forces according to will. It cleanses the AURA of all lower ELEMENTAL INTERFERENCE and **infuses** the mage with DIVINE LIGHT. It also creates a CIRCLE of ENERGY within which all MAGICAL OPERATIONS should take place.

The Lesser Ritual of the Pentagram



The lesser ritual of the pentagram comes in two types: the lesser banishing ritual and the lesser invoking ritual. The banishing ritual should be performed at sunset (or before going to bed) as part of your daily routine and at the start of any magical operation to clear the temple of unhelpful energies. The invoking ritual should be performed at sunrise (or upon rising) and during an operation to attract desirable energies. Perform the banishing ritual with your dagger and the invoking ritual with your wand. If you do not have these at hand, use the sign of benediction (index and middle finger extended, the other fingers tucked into the palm and covered by the thumb).




1. Perform the kabbalistic cross of light (see page 51).

2. Facing east and with your arm outstretched, draw the AIR-INVOKING pentagram with your wand or the AIR-BANISHING pentagram with your dagger, depending on the RITUAL you are performing. While doing this, imagine that you are tracing a line of BRIGHT BLUE FLAME in front of you.



Air-invoking



Air-banishing

3. Now bring your hand up to your chest and THRUST it out as if stabbing the CENTER of the pentagram you have just drawn, resonating the DIVINE NAME of GOD—Yeh-hoh-wah.




Fire-invoking




Fire-banishing

4. **Keeping your arm raised**, turn to the SOUTH, tracing a QUARTER CIRCLE of BLUE FLAME as you do so. Now trace the FIRE-INVOKING or FIRE-BANISHING pentagram. Again, thrust your arm to the CENTER of the PENTAGRAM, resonating the DIVINE name of GOD—Ah-don-eye.



Water-invoking



Water-banishing

5. **Keeping your arm raised**, turn to the WEST, tracing another QUARTER CIRCLE of BLUE FLAME. Now trace the WATER-INVOKING or WATER-BANISHING pentagram. Again, thrust to the CENTER of the PENTAGRAM, resonating the DIVINE name of GOD—Eh-ee-yay.



Earth-invoking



Earth-banishing

6. **Keeping your arm raised**, turn to the NORTH, tracing another QUARTER CIRCLE of BLUE FLAME. Now trace the EARTH-INVOKING or EARTH-BANISHING pentagram. Again, thrust to the CENTER of the PENTAGRAM, resonating the DIVINE name of GOD—Ah-goo-la.

7. **Keeping your arm raised**, turn once more to the EAST, completing the CIRCLE of FLAME, which now surrounds you with the FLAMING STARS at each CARDINAL POINT.



8. **Open wide your arms in the form of a cross and say:**

“Before me Raphael

[visualize a great yellow light with a violet aura]

Behind me Gabriel

[visualize a great blue light with an orange aura]

On my right Michael

[visualize a great red light with a green aura]

On my left Uriel

[visualize a great green light with a reddish brown aura]

About me flames the pentagram

[visualize the great circle of pentagrams around you]

Above me the Father

[visualize a flaming hexagram—

a six-pointed star of two interlocking triangles]

Below me the Mother

[visualize another flaming hexagram]

Within me the Eternal Flame.”

9. **Perform the kabbalistic cross of light in conclusion** (see page 51).

The Greater Ritual of the Pentagram



Once you have used the **LESSER RITUAL** of the **PENTAGRAM** to prepare your **TEMPLE** (see pages 111–113), you should conduct the **GREATHER RITUAL** of the **PENTAGRAM** to **INVOKE** or **BANISH** the **ELEMENTS** for **MAGICAL OPERATIONS** such as **CONSECRATING MAGICAL IMPLEMENTS** (see chapter two). This ritual creates a more **DYNAMIC ENERGY** by incorporating the pentagrams of the **FIFTH ELEMENT, SPIRIT**. There are **FOUR** pentagrams of **SPIRIT**: **ACTIVE** and **PASSIVE INVOKING** pentagrams and **ACTIVE** and **PASSIVE BANISHING** pentagrams.



1. Perform the kabbalistic cross of light (see page 51).




Active-invoking



Active-banishing

2. Facing the east, trace the **ACTIVE INVOKING** or **ACTIVE BANISHING** pentagram of **SPIRIT**, depending on whether you are performing the **GREATHER INVOKING RITUAL** of the **PENTAGRAM** or the **GREATHER BANISHING RITUAL** of the **PENTAGRAM**. As you trace the pentagram, resonate the **DIVINE NAME** of **GOD**—**Eh-heh-yeh**.




3. Make the **active (invoking)** or **passive (banishing) sign of the portal**. This involves extending the **ARMS, PALMS OUTWARD**, in front of the **BODY**. Then **SEPARATE** the **ARMS** as if opening a **CURTAIN** to **INVOKE**, or bring the **PALMS** together in a **CLOSING MOTION** to **BANISH**.
4. Trace the **air-invoking** or **air-banishing pentagram** (see page 111), resonating the **DIVINE NAME** of **GOD**—**Yeh-hoh-wah**.
5. Make the **sign of air** by stretching both arms **UPWARD** and **OUTWARD**, with the elbows bent at **RIGHT ANGLES**, the hands **BENT BACK**, and the palms **UPWARD** as if supporting a weight.

6. Facing the south, trace the ACTIVE INVOKING or ACTIVE BANISHING pentagram of SPIRIT (see step 2), resonating the DIVINE NAME of GOD—Eh-heh-yeh.
7. Make the active (invoking) or passive (banishing) sign of the portal (see step 3).
8. Trace the fire-invoking or fire-banishing pentagram (see page 112), resonating the DIVINE NAME of GOD—Eh-loh-heem.
9. Make the sign of fire by raising the ARMS above the HEAD and joining the HANDS so that the tips of the FINGERS and THUMBS meet to form a TRIANGLE.



Passive-invoking



Passive-banishing

10. Facing the west, trace the PASSIVE INVOKING or PASSIVE BANISHING pentagram of SPIRIT, resonating the DIVINE NAME of GOD—Ah-goo-la.
11. Make the active (invoking) or passive (banishing) sign of the portal (see step 3).
12. Trace the water-invoking or water-banishing pentagram (see page 112), resonating the DIVINE NAME of GOD—El.
13. Make the sign of water by raising the ARMS until the ELBOWS are on a level with the SHOULDERS, then bring the HANDS across the CHEST, touching the THUMBS and tips of the FINGERS to form a TRIANGLE.
14. Facing the north, trace the PASSIVE INVOKING or PASSIVE BANISHING pentagram of SPIRIT (see step 10), resonating the DIVINE NAME of GOD—Ah-goo-la.
15. Make the active (invoking) or passive (banishing) sign of the portal (see step 3).

16. Trace the earth-invoking or earth-banishing pentagram (see page 112), resonating the DIVINE NAME of GOD—Ah-don-eye.
17. Make the sign of earth by advancing the RIGHT FOOT, then stretch out the RIGHT HAND upward and forward, the LEFT HAND downward and backward, and keep the PALMS OPEN.
18. Turn once more to the east, completing the CIRCLE of FLAME, which now surrounds you with the FLAMING STARS at each CARDINAL POINT.

19. Open wide your arms in the form of a cross and say:

“Before me Raphael

[visualize a great yellow light with a violet aura]

Behind me Gabriel

[visualize a great blue light with an orange aura]

On my right Michael

[visualize a great red light with a green aura]

On my left Uriel

[visualize a great green light with a reddish brown aura]

About me flames the pentagram

[visualize the great circle of pentagrams around you]

Above me the Father

[visualize a flaming hexagram—a six-pointed star

of two interlocking triangles]

Below me the Mother

[visualize another flaming hexagram]

Within me the Eternal Flame.”


20. Perform the kabbalistic cross of light in conclusion (see page 51).

THE HEXAGRAM



The hexagram is a six-pointed star, made by interlocking two equilateral triangles. In hermetic science, it is known as the Seal of Solomon.

In LEGEND, it was delivered to KING SOLOMON by the ARCHANGEL RAPHAEL as the SEAL of a RING with which he might BIND the DEMONS that were DISRUPTING the BUILDING of the TEMPLE. In INDIAN alchemy, it is known as the SRI-YANTRA, being the complete interpenetration of SHIVA and SHAKTI, MALE and FEMALE. The mystic alchemist JACOB BOEHME called it "the most meaningful sign in the entire universe." He saw it as a symbol of CHRIST as ANDROGYNE, the perfectly balanced, all-reconciling DIVINE HUMAN.




SYMBOLISM

- ☉ THE INTERLOCKING TRIANGLES OF THE HEXAGRAM SYMBOLIZE THE UNION OF FIRE AND WATER, THE MARRIAGE OF SOUL AND SPIRIT, AND THE ALCHEMICAL WEDDING OF SULFUR AND MERCURY.
- ☉ IT IS THE UNION OF THE ABOVE AND THE BELOW, THE MARRIAGE OF HEAVEN AND EARTH, THE MACROCOSM AND THE MICROCOSM—TWO THINGS BECOMING ONE THING.
- ☉ THE HARMONIOUS RESOLUTION AND FUSION OF OPPOSITES REPRESENTS THE COMPLETION OF THE GREAT WORK AND CORRESPONDS TO THE 6 DAYS OF CREATION—THE GREAT WORK OF THE ABSOLUTE.



THE ONE

The hexagram as a WHOLE symbolizes the **one**, often emphasized by enclosing it within the OUROBOUROS (the dragon or serpent eating its own tail that represents the eternal cycle or nature).



THE DUAD

The two composite triangles symbolize the unity of FIRE and WATER, ABOVE and BELOW.

THE TRINITY

SOUL, SPIRIT, and BODY are IMPLICIT in the repeated triangles.

THE QUATERNITY

The alchemical symbols of the **four** elements—AIR, FIRE, EARTH, and WATER—appear in the CROSSING triangles.

THE QUINTESSENCE

The **fifth** element of SPIRIT is IMPLICIT as the mystic center, the manifesting source of ENERGY and INTELLIGENCE that is found through meditating on the HEXAGRAM as a MANDALA.

THE HEXAD

The six points denote the **SIX** directions—NORTH, SOUTH, EAST, WEST, ABOVE, and BELOW—that, as pairs, define the **THREE DIMENSIONS** (soul, spirit, and body) within which the **GREAT WORK** takes place.

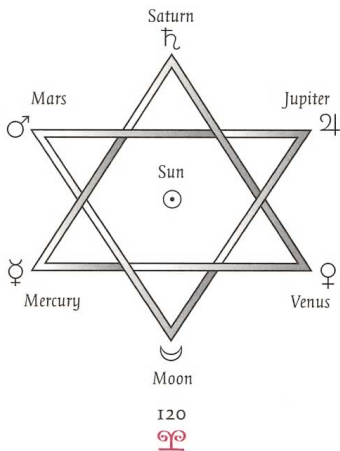


The Hexagram and the Planets



The MAGE primarily uses the HEXAGRAM in its EQUATION with the SEVEN PLANETS. The attribution of the PLANETS to the hexagram accords with their position on the TREE OF LIFE (see also chapters three and five). SATURN/BINAH takes the position of DAATH at the TOP, being the first SEPHIRAH (and the only one of the Supernals) to manifest in the MACROCOSM.

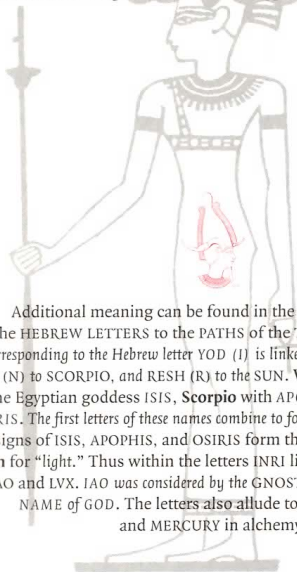
The HEXAGRAM is therefore the SYMBOL of the SOLAR SYSTEM, with the SUN at the CENTER. All planetary ENERGIES that the RITUAL use of the HEXAGRAM invokes are therefore different MANIFESTATIONS of CONSTRUCTIVE, HARMONIOUS SOLAR POWER made available to the MAGE. The destructive aspects of MARS and SATURN, for example, cannot manifest through the HEXAGRAM. In this way the HEXAGRAM also acts as a shield against DISRUPTIVE ASTRAL ENERGIES.



The Lesser Ritual of the Hexagram



Perform this ritual as a FORM of MEDITATION on the symbolism of the HEXAGRAM, or before and after the GREATER RITUAL of the HEXAGRAM (see pages 125–127). This RITE centers around the letters INRI, the LATIN abbreviation for JESUS of NAZARETH, KING of the JEWS. The inscription also includes other OCCULT meanings. One of these is the HERMETIC maxim “igne natura renovatur integra,” which means “by fire, nature is perfectly renewed.”



Additional meaning can be found in the correspondence of the HEBREW LETTERS to the PATHS of the TREE OF LIFE. The path corresponding to the Hebrew letter YOD (I) is linked with VIRGO, that of NUN (N) to SCORPIO, and RESH (R) to the SUN. Virgo is also associated with the Egyptian goddess ISIS, Scorpio with APOPHIS, and the SUN with OSIRIS. The first letters of these names combine to form the divine name IAO. The signs of ISIS, APOPHIS, and OSIRIS form the letters LVX—which is Latin for “light.” Thus within the letters INRI lie concealed the words IAO and LVX. IAO was considered by the GNOSTICS to be the supreme NAME of GOD. The letters also allude to SALT, SULFUR, and MERCURY in alchemy.



1. Perform the lesser banishing ritual of the pentagram to make a MAGIC CIRCLE (see pages 111–113).

2. Extend your arms like Christ on the cross (the sign of Osiris slain) and say, “Yod Nun Resh Yod.”



3. Point your right arm straight up with the ELBOW locked. Bow your HEAD toward your still extended LEFT ARM, forming a letter L (the sign of the mourning of Isis), and say, “Virgo, Isis, mighty mother.”

4. Throw your head straight back, raise your ARMS above your HEAD in the shape of a V (the sign of Apophis and Typhon), and say, “Scorpio, Apophis, destroyer.”

5. Cross your right arm over your left arm on your chest, forming a letter X, bow your head (the sign of Osiris risen), and say, “Sol, Osiris, slain and arisen.”



6. Gradually raise your arms, PALMS UPWARD, saying, “Isis, Apophis, Osiris.”

7. With arms fully extended, raise your HEAD as if to the NOONDAY SUN and resonate the DIVINE NAME of GOD—IAO (pronounced Ee-Ah-Oh).

8. Repeat the physical movements described in STEPS 3–6, saying “L,” “V,” and “X” as each LETTER is formed.

9. Fold your hands on your chest, bow your HEAD, and say, “The light of the cross.”



10. Using the wand (for invoking), the dagger (for banishing), or the SIGN of BENEDICTION (index and middle finger extended, the other fingers tucked into the palm and covered by the thumb), trace the appropriate HEXAGRAM in each quarter of the CIRCLE (see steps 11–15). Note that the ELEMENTARY correspondences of the QUARTERS differ from those used with PENTAGRAMS, in accordance with the zodiacal order of the elements: ARIES/fire, TAURUS/earth, GEMINI/air, CANCER/water. As a result, fire is now in the EAST, earth in the SOUTH, air in the WEST, and water in the NORTH.



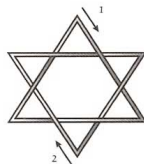
Fire-invoking



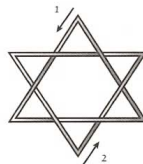
Fire-banishing

11. Trace the invoking or banishing hexagram of FIRE in the EAST.

12. Bring your hand up to your chest, and THRUST it out as if STABBING the center of the HEXAGRAM, vibrating the word ARARITA. (These seven letters correspond to the seven planets and stand for “One is his beginning; One his individuality; his permutation is One.”)



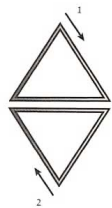
Earth-invoking




Earth-banishing

13. Trace the invoking or banishing hexagram of EARTH in the SOUTH, then thrust toward the center of the HEXAGRAM, again VIBRATING the word ARARITA.



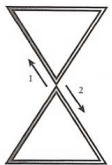


Air-invoking

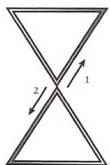


Air-banishing

14. Trace the invoking or banishing hexagram of AIR in the WEST, then thrust toward the center of the HEXAGRAM, again VIBRATING the word ARARITA.



Water-invoking



Water-banishing

15. Trace the invoking or banishing hexagram of WATER in the NORTH, then thrust toward the center of the HEXAGRAM, again VIBRATING the word ARARITA.

16. Repeat steps 2–9.

17. Conclude with the lesser banishing ritual of the pentagram (see pages 111–113).

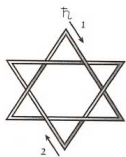
The Greater Ritual of the Hexagram

Use this ritual
to invoke or banish planets
or their related zodiacal signs. You
will need to refer to an astrological
chart to find out in which quarter
the planet is situated at the
time of the ritual.

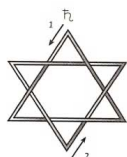
1. Perform the lesser banishing ritual of the hexagram (see pages 121–124 and omit step 17).

2. Turn to the quarter of the circle in which the planet is situated at the time of the ritual, and trace the relevant INVOKING or BANISHING HEXAGRAM (see pages 126–127). For example, to invoke MERCURY, begin at the lower left corner of the UPWARD-POINTING TRIANGLE, inscribing the line CLOCKWISE to trace the TRIANGLE. Then trace the DOWNWARD-POINTING TRIANGLE from the top right corner, again working in a CLOCKWISE direction. Finish by tracing the ASTROLOGICAL symbol of the planet in the center of the hexagram. Banishing hexagrams are performed the other way around and traced COUNTERCLOCKWISE.

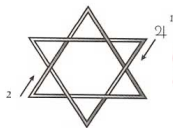
3. If you are invoking or banishing the Sun, you will need to trace ALL SIX PLANETARY HEXAGRAMS, one on top of another, before drawing the ASTROLOGICAL SYMBOL OF THE SUN in the center. This is because the SUN is not connected with any POINT of the HEXAGRAM.



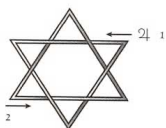
Saturn-invoking



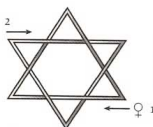
Saturn-banishing



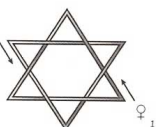
Jupiter-invoking



Jupiter-banishing



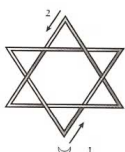
Venus-invoking



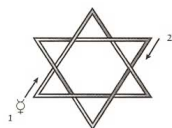
Venus-banishing



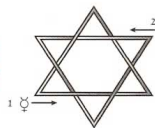
Moon-invoking



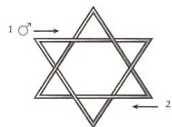
Moon-banishing



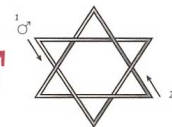
Mercury-invoking



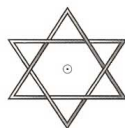
Mercury-banishing



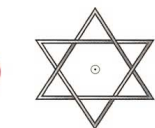
Mars-invoking



Mars-banishing



Sun-invoking



Sun-banishing

4. If you are invoking or banishing a zodiac sign, use the HEXAGRAM of the PLANET that rules the SIGN and inscribe the ASTROLOGICAL SYMBOL of the SIGN in the center of the HEXAGRAM instead of the planetary symbol.

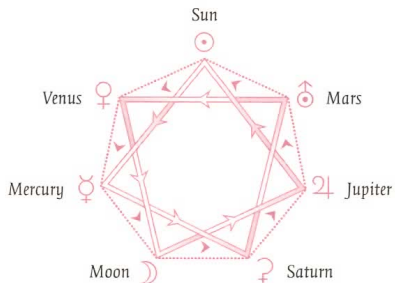
5. While tracing the hexagram and symbol, vibrate the word ARARITA.

6. Perform the lesser banishing ritual of the hexagram (see pages 121-124 and omit step 1).

THE SECRET SEVEN



Geometric representations of the number SEVEN provide FASCINATING and SATISFYING examples of the HARMONY of the PLANETS.



The Planetary Hours

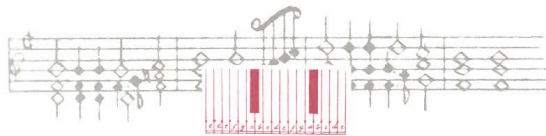
- ☉ DRAW A HEPTAGON AND PLACE THE SUN AT THE TOP ANGLE, FOLLOWED COUNTERCLOCKWISE BY VENUS, MERCURY, THE MOON, SATURN, JUPITER, AND MARS. THIS GIVES THE SEQUENCE OF THE PLANETARY HOURS INTO WHICH EACH DAY IS DIVIDED (SEE PAGE 162).
- ☉ TO SEE HOW THIS FIGURE CONNECTS WITH OTHER PLANETARY SEQUENCES, START AT SATURN AND FOLLOW THE SEQUENCE COUNTERCLOCKWISE. THIS DESCRIBES THE "CHALDEAN ORDER" OF THE SPHERES.
- ☉ THIS SEQUENCE, FIRST OBSERVED (SUPPOSEDLY) BY THE ANCIENT CHALDEANS OF THE MIDDLE EAST, GIVES THE ORDER OF INCREASING SPEED OF THE PLANETS AGAINST THE FIXED STARS, AS OBSERVED FROM THE EARTH.
- ☉ THIS ORDERING OF THE PLANETS WAS SUPERSEDED, BUT NOT INVALIDATED, BY THE HELIOCENTRIC THEORY OF THE SOLAR SYSTEM. FOR THE MAGE AS MICROCOSM, THE CHALDEAN ORDER REMAINS ENTIRELY VALID.

The Days of the Week

Draw a SEVEN-POINTED star, starting at the MOON, crossing over to MARS, then MERCURY, JUPITER, VENUS, SATURN, the SUN, and back to the MOON. This provides the SEQUENCE of the 7 days of the week, whose names still preserve their PLANETARY CONNOTATIONS, particularly in the Latin tongues: SUNDAY, LUNDI (Monday), MARDI (Tuesday), MERCREDI (Wednesday), JUEVES (Thursday), VENDREDI (Friday), SATURDAY.

The Classical Metals

The SEVEN PLANETS equate to the SEVEN CLASSICAL METALS of ANTIQUITY. Here, too, **harmonious** sequences can be found. Draw a SEVEN-POINTED STAR, starting with MARS/iron, **crossing** to VENUS/copper, then the MOON/silver, JUPITER/tin, the SUN/gold, MERCURY/quicksilver, SATURN/lead, and then back to MARS. This **sequence** describes the increasing ATOMIC NUMBERS of the METALS.




The Musical Sequence

The SEVEN-POINTED STAR also contains a MUSICAL sequence. It involves the two CONSONANT musical intervals between two SOUNDS that are one OCTAVE apart—namely, the FIFTH and the THIRD, as counted from the lower OCTAVE note. Counting **clockwise** in a circle, **aebfgda** represent a CYCLE of FIFTHS. Counting along the LINES of the STAR, **ac, ce, eg, gb, bd, and df** represent a CYCLE of THIRDS. Counting along the POINTS of the STAR, skipping every **alternate** point, **abcd efga** represent the SCALE.

THE OGDODIC STAR



Ogdoadic means “pertaining to the number eight.”
As the number of Thoth and Mercury, eight is one
of the most important numbers in magic.



The STAR'S connection with HERMES/MERCURY is APPARENT from the FIGURE EIGHT formed by the SERPENTS of the CADUCEUS, representing PERFECT EQUILIBRIUM and the UNION of OPPOSITES. Eight was the MYSTIC number most revered by the KNIGHTS TEMPLAR, who built many of their temples OCTAGONALLY and shared the symbol of the EIGHT-POINTED CROSS with their BROTHER order, the KNIGHTS of MALTA. The respected MAGICAL ORDER called AURUM SOLIS follows the OGDODIC TRADITION of HIGH MAGIC.

Connections with the Tarot

When placed on its SIDE, the number **eight** is the LEMNISCATE, the symbol of ETERNITY found above the HEAD of the MAGICIAN in the Tarot. It therefore depicts the eternal cycle of RISING and FALLING, JOINING and SEPARATING. Most tarot decks depict the MAJOR ARCANUM card the STAR with an **eight-pointed** star surrounded by SEVEN SMALLER STARS, suggesting the OCTAVE of $7 + 1$. The card's number is 17, numerologically $1 + 7$. At the time when the TAROT first appeared, EIGHT corresponded in MYSTIC COSMOGONY to the **fixed** stars of the FIRMAMENT, denoting TRANSCENDENCE of planetary influences. It was also an EMBLEM of the regenerative HOLY WATER of BAPTISM, and this is also represented in the CARD.



SYMBOLISM

- ☉ GEOMETRICALLY, BEING THE PRODUCT OF 2×4 , EIGHT REPRESENTS TWO SQUARES THAT FORM AN OCTAGON, THE INTERMEDIARY BETWEEN THE SQUARE AND THE CIRCLE—SYMBOLIZING TERRESTRIAL ORDER AND ETERNAL ORDER.
- ☉ EIGHT IS ALSO THE NUMBER OF THE INITIATE WHO HAS PASSED THROUGH THE SEVEN SPHERES (FROM MALKUTH TO CHESED) ON THE PATH OF RETURN ON THE TREE OF LIFE (SEE CHAPTER THREE).
- ☉ LIKE THE MUSICAL OCTAVE, IT REPRESENTS A COMPLETION OF THE CYCLE OF SEVEN AND A NEW CYCLE ON A HIGHER OCTAVE. IT THEREFORE SYMBOLIZES REGENERATION, RESURRECTION, PALINGENESIS, AND IMMORTALITY.



Chapter 8
SELF-INITIATION
∞

By following the RITUALS already described in this book, you will have begun the PROCESS of self-initiation into the true nature of BEING. One of the most significant experiences on this path is known as the “ATTAINMENT of the KNOWLEDGE and CONVERSATION of the HOLY GUARDIAN ANGEL.” This is a transformational encounter with your inner master, higher self, or guardian angel—the INNER DIVINITY within all things.





MAGICAL EQUILIBRIUM

An encounter with the inner voice of truth cannot occur without achieving a state of true humility. Christ's words "the meek shall inherit the earth" reveal that higher truth and the knowledge of immortality are only vouchsafed to those who accept their situation in life in the full knowledge of the part they have played in it, aware that they are limited only by their own shortcomings. Such meekness requires what is known as magical equilibrium—perfect balance coupled with great poise. Of course, this is not easily achieved, but there is one exercise that can act as a key.



Yoga

The **caduceus**—the WAND of HERMES (see page 13)—perhaps finds its truest expression in INDIAN YOGA. Yoga originated as a HINDU system of PHILOSOPHY devoted to the MYSTICAL UNION of the SELF with the SUPREME BEING. **Hermeticism** is sometimes described as WESTERN YOGA, since it shares this aim. Yoga employs both PHYSICAL and MENTAL EXERCISES to achieve states of TRANSCENDENTAL CONSCIOUSNESS. The **quintessence**, or "SECRET FIRE" as alchemists also call it, is known in yogic philosophy as PRANA. It is a SUBTLE ENERGY flowing from the SUN that contains all the ELEMENTAL FORCES and sustains all life on EARTH. **Prana** can be absorbed directly as SOLAR PRANA, or as reflected ENERGY in the form of LUNAR PRANA.

Energy Channels

Yoga identifies SUBTLE ENERGY CHANNELS within the BODY, known as **nadis**. Two of these NADIS spiral around a CENTRAL CHANNEL that runs within the SPINAL CORD. The **light nadi** is called PINGALA, the SUN CHANNEL. It is MASCULINE, SOLAR, and WARMING by nature and its course is from the LEFT TESTICLE in men or the LEFT SIDE of the VULVA in women to the RIGHT NOSTRIL. The **dark nadi** is called IDA, the MOON CHANNEL. Its nature is opposite to that of PINGALA. It is FEMININE, LUNAR, and COOLING. Its course is from the RIGHT TESTICLE or RIGHT SIDE of the VULVA to the LEFT NOSTRIL. The **central** column is called SUSHUMNA and contains within itself the EQUIVALENTS of both PINGALA and IDA. At its core is the BRAHMA NADI, the channel for SUPREME CONSCIOUSNESS within the INDIVIDUAL.



Links with the Caduceus

The parallels between the NADIS and the CADUCEUS are immediately apparent. PINGALA and IDA correspond to the MASCULINE and FEMININE principles within all of us, regardless of GENDER. The **Brahma** nadi equates to the MIDDLE PILLAR of the KABBALISTIC TREE of LIFE. It is the **link** between the MACROCOSM and the MICROCOSM, the channel of INDIVIDUAL CONSCIOUSNESS.



Chakras

The seven points at which the NADIS cross are known as CHAKRAS. These ENERGY CENTERS are named SAHASRARA (crown of head), AJNA (between the eyes), VISSUDHA (throat), ANAHATA (heart), MANIPURARA (solar plexus), SVADHISTHANA (genitals), and MULADHARA (feet). By bringing PINGALA and IDA into conscious balance, the **yogi** seeks to awaken the SERPENT POWER known as KUNDALINI—the COILED ENERGY that sleeps at the base of the SPINE. When awakened, this ENERGY rises up the BRAHMA NADI within the SUSHUMNA NADI and opens the chakras. When the highest chakra is reached, the **YOGI** experiences the bliss of SUPREME CONSCIOUSNESS of BRAHMAN, the INDESTRUCTIBLE and **absolute** CONSCIOUSNESS of the UNIVERSE.

Union with the Absolute



This exercise is one of the great open secrets of magic. The wand that Hermes holds in his hands is a means for attaining union with the Absolute, although this is not easily accomplished. It takes sustained attention, practice, commitment, and faith. The way to begin is to connect consciously with the Pingala and Ida channels within ourselves. You can do this through a combination of breathing exercise and visualization.

1. Sit comfortably with a straight back and relax. Breathing regularly, begin to FOCUS on the CHAKRAS, breathing into each one in turn, starting with the LOWEST ONE for a few BREATHS and gradually moving up the SPINE. You may not sense these ZONES in your BODY directly at first, but after a few days the exercise will become FAMILIAR and the CHAKRAS will start to respond. You will be able to FEEL them.

2. After breathing into the chakras, focus your attention on INHALING the "Sun breath" through your RIGHT NOSTRIL (close the other nostril with a finger if this helps). Inhale from the BOTTOM of your LUNGS, imagining that your BREATH is following the course of the PINGALA CHANNEL.



3. Switch your attention to the left nostril and allow your BREATH to follow the course of the IDA NADI, which channels the “Moon breath.” Practice this for a few minutes twice a day. Soon you will be able to BREATHE from the BOTTOM of the CHANNELS and feel the ENERGY following your BREATH and WEAVING through the CHAKRAS.



4. Once you have been successful with the Sun and Moon breaths, focus on both SNAKING CHANNELS at the same time. When you can imagine the TWO CHANNELS of ENERGY RISING SIMULTANEOUSLY and feel them FLOWING through your ENERGIZED CHAKRAS, you are well on the way to achieving INNER BALANCE.

5. When both the Ida and Pingala nadis are perfectly balanced, resonate the SUSHUMNA NADI and sense the KUNDALINI serpent begin to UNCOIL from the BASE of the SPINE and vibrate the CHAKRAS of the MIDDLE PILLAR. When you can feel the CADUCEUS flowing within your very BEING, you will find yourself increasingly at PEACE with yourself and at one with the WORLD. The SLUMBERING SERPENT will start to AWAKEN within you and reveal itself as the SECRET FIRE, which is none other than the LOGOS, the WORD of GOD, which will speak to you when you are STILL enough to RECEIVE it.



Divine Inspiration

The MAGICAL EXERCISE just described is a very POWERFUL one. By identifying the PRINCIPAL ENERGY CHANNELS within the body and RESONATING them with your AWARENESS, you release GREAT AMOUNTS of LATENT ENERGY. This must be allowed to FLOW FREELY like a RIVER, or pressure will build up with POTENTIALLY TURBULENT and DESTRUCTIVE RESULTS. Any blockages or obstacles within you, such as REPRESSED MEMORIES, ANXIETIES, or other sources of TENSION, must be IDENTIFIED and REMOVED. This process can be upsetting, so be GENTLE with yourself and try not to FORCE things. HAVE FAITH—everything that comes up must be RELEASED and is better OUT than IN, but you must SURRENDER to the process. Each breath that you take in is an INSPIRATION, full of DIVINE ENERGY. Each breath that you RELEASE is an EXPIRATION, a DEATH, and a SURRENDERING of USED ENERGY.



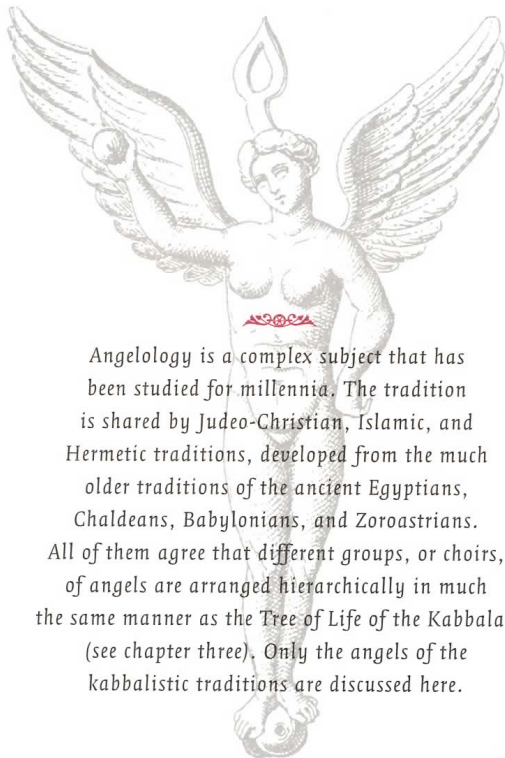


Chapter 9
ANGELIC MAGIC
∞

The mage engages with many SPIRITS, the most important of which are the angels of the HEAVENLY HOST. This chapter considers the ANGELIC CHOIRS and RULING ANGELS associated with the SPHERES of the Tree of Life. The mage who can summon angels for help is BLESSED with great power.



THE ANGELIC HIERARCHY



Angelology is a complex subject that has been studied for millennia. The tradition is shared by Judeo-Christian, Islamic, and Hermetic traditions, developed from the much older traditions of the ancient Egyptians, Chaldeans, Babylonians, and Zoroastrians. All of them agree that different groups, or choirs, of angels are arranged hierarchically in much the same manner as the Tree of Life of the Kabbalah (see chapter three). Only the angels of the kabbalistic traditions are discussed here.



Chioth Ha Qadesh

The SUPREME ORDER of ANGELS that GAZE upon the SPHERE of KETHER, the **greater** countenance of GOD, is known as CHIOTH HA QADESH. Its angels are also known as the HOLY LIVING CREATURES and equate to the SERAPHIM OF DIONYSIUS. Their archangel is METATRON, referred to as "He who bringeth others before the face of God." Metatron is the YOUNGEST of all angels, and **tradition** has it that he was once the BIBLICAL PATRIARCH ENOCH. The TALMUD says that METATRON is the **link** between GOD and HUMANITY. He may therefore be **invoked**, despite the fact that KETHER itself is beyond the MAGE'S REACH.

Auphanim

The **Auphanim** are known as the WHIRLING FORCES and the CHERUBIM in CHRISTIAN ANGELOLOGY. These are the ANGELS of CHOKHMAH, ruled by the archangel RATZIEL, the prince of knowledge of hidden things, also called the ANGEL OF MYSTERIES. The legendary BOOK OF THE ANGEL RATZIEL was said to contain a SECRET CODE that held the keys to the MYSTERY OF THE WORLD, which not even any other ANGEL knew.

Aralim

The Aralim are the STRONG AND MIGHTY ONES. These 70,000 angels are made of WHITE FIRE and serve the SEPHIRAH OF BINAH, the sphere of the ETERNAL FEMALE PRINCIPLE. Their leader is the archangel TZAPHQIEL, the PRINCE of SPIRITUAL STRIFE against EVIL, whose name means CONTEMPLATION OF GOD. When invoking TZAPHQIEL, it is appropriate to say, "I allow Binah to show me her true nature." Binah's symbol is the VESICA PISCIS, the pointed oval formed by TWO OVERLAPPING CIRCLES.

Chasmalim

The BRILLIANT ONES serve JUPITER in the SPHERE of JUSTICE, corresponding to CHESED on the TREE OF LIFE. The ruler of the CHASMALIM is the archangel TZADKIEL, PRINCE of MERCY and BENEFICENCE, who is also a guard of the GATES of the EAST WIND. He may therefore be INVOKED from that quarter when the POSITION of JUPITER is not known. When invoking TZADKIEL through CHESED, the **sephirah** may be addressed as follows: "O thou great one, whose name is mighty and whose nature is just, rule in me that I may show forth thy mercy." Chesed's symbol is the PYRAMID or ROYAL ORB.



Seraphim

In Christian angelology, the SERAPHIM are the HIGHEST RANKING of all ANGELS. They are the FLAMING ONES, the AVENGING ANGELS of DESTRUCTION who serve the SEPHIRAH of GEBURAH, the **sphere** of the FEAR OF GOD. Their archangel, CAMAEL (whose name means "he who sees God"), bears the FLAMING SWORD, the symbol of GEBURAH. As the PRINCE OF STRENGTH AND COURAGE, he may impart these qualities if successfully INVOKED or PETITIONED. When Geburah is invoked, the MAGE may say, "O thou most holy, may we pass through thy purging and be clean."



- ☩ OCCASIONALLY REFERRED TO AS THE SHINANIN, THE MALACHIM ARE THE KINGS OF TIPHARETH, THE SPHERE OF THE SOLAR LIGHT WHOSE SYMBOL IS A CUBE.
- ☩ THE MALACHIM ARE RESPONSIBLE FOR THE MOTIONS AND CYCLES OF ALL THE STARS AND THE PLANETS OF THE UNIVERSE.
- ☩ THEY GOVERN ALL NATURAL LAWS AND ARE THEREFORE RESPONSIBLE FOR ALL MIRACLES THAT BREAK THESE LAWS.
- ☩ THEY REFLECT THE IDEALS OF VIRTUE, INSPIRING VALOR IN HEROES AND GRACE IN SAINTS.
- ☩ THEIR ARCHANGEL IS TRADITIONALLY GIVEN AS RAPHAEL, THE ANGEL OF HEALING, WITH MICHAEL AS HIS LIEUTENANT (THESE ROLES ARE REVERSED IN THE SEPHIRAH OF HOD).
- ☩ ALTHOUGH THIS DOES NOT TALLY WITH THE PLANETARY OR ELEMENTAL CORRESPONDENCES, TIPHARETH IS SO BENIGNLY DISPOSED TOWARD THE MAGE THAT IT CAN BE INVOKED WITHOUT REFERENCE TO THE ANGELS.
- ☩ THE BEST SOLUTION PERHAPS IS TO INVOLVE BOTH ANGELS WHEN INVOKING EITHER TIPHARETH OR HOD.



Elohim

The ELOHIM, which means "gods," equate with the CHOIR OF PRINCIPALITIES. Their ruling ARCHANGEL is HANIEL, PRINCE OF LOVE AND HARMONY, which are **two qualities** of NETZACH, the SEPHIRAH he serves. The symbol of NETZACH is the **rose**, a plant ruled by the CORRESPONDING PLANET VENUS, known in the KABBALAH as NOGAH, meaning "external splendor."

Beni Elohim

Beni Elohim, the SONS of GODS, equate with the CHOIR of ARCHANGELS and serve the SPHERE of HOD, whose symbol is a SQUARE APRON. MICHAEL, whose name means "who is as God," and RAPHAEL are their LEADING ANGELS. Hod corresponds to the planet MERCURY, mediator of ART and KNOWLEDGE.



Cherubim

The Cherubim, meaning "those who intercede," are the GUARDIAN ANGELS of mankind. They rank as the SECOND CHOIR OF ANGELS after the SERAPHIM and are associated with YESOD, the sephirah that rules the sphere of ACTION and of the MOON. Their presiding archangel is GABRIEL, whose name means "GOD IS MY STRENGTH." Gabriel is one of the MOST REVERED of all the ANGELS. It was he who appeared to the VIRGIN MARY and who dictated the **Koran** to MOHAMMED.

The symbol of YESOD is a PAIR of FOOTPRINTS.

Ishim




The LOWEST order of angels is the ISHIM, associated with the SPHERE of MALKUTH, the KINGDOM, which equates with the EARTH on the mundane level. The ISHIM are also called the BLESSED SOULS and the SOULS OF THE JUST MADE PERFECT. In this respect they equate with the BODHISATTVAS of BUDDHISM, being saints who choose to assist their FELLOW HUMANS. The archangel of the ISHIM is SANDALPHON, whose name means "CO-BROTHER." He is the twin of METATRON, and like his brother he was also once a PROPHET, Elias. The Shekinah (see page 45) is the GODDESS of MALKUTH and shares the same essence as the VIRGIN MARY, being DAUGHTER, BRIDE, and MOTHER of GOD.



INVOKING AND PETITIONING ANGELS




Once you are FAMILIAR with the RELATIONSHIP between the ELEMENTS (see page 27), the PLANETS (see pages 76–89), and the SEPHIROTH (see pages 46–50), you will be able to INVOKE the ASSISTANCE of the ANGELS to INFLUENCE MATTERS associated with their SPHERES of ACTIVITY. For example, if you wish ASSISTANCE or CLARIFICATION in matters of LOVE, you may address yourself to the ELOHIM, invoking the ARCHANGEL HANIEL or one of his ASSISTING ANGELS, such as KEDEMEEL, HAGIEL, or ANAEL, in the sphere of VENUS/NETZACH. Start by performing the LESSER BANISHING RITUAL of the HEXAGRAM (see pages 121–124) and then invoke the SPHERE OF VENUS by inscribing the HEXAGRAM OF VENUS during the GREATER INVOKING RITUAL of the HEXAGRAM (see pages 125–127). You may then address the ANGEL directly and term your petition in an APPROPRIATE MANNER.



ANGELIC SCRIPT



- ☉ OVER THE CENTURIES PRACTITIONERS OF HIGH MAGIC HAVE USED VARIOUS ALPHABETS THAT THE ANGELS ARE SAID TO USE.
- ☉ ANGELS DO NOT WRITE, OF COURSE, BUT THE CHARACTERS OF ANGELIC SCRIPTS HOLD A SPECIFIC ENERGY LIKE ANY SYMBOL.
- ☉ ANGELIC SCRIPT CAN BE USED FOR WRITING LETTERS OF PETITION AND INSCRIBING NAMES OR MESSAGES ON WAX TABLETS AND TALISMANS.
- ☉ ONE ANGELIC SCRIPT THAT MAGES USE IS THE THEBAN ALPHABET.
- ☉ SIMPLY SUBSTITUTE THE ANGELIC CHARACTERS FOR OUR OWN.




For "u," write the Theban "v" twice.

EVOKING ANGELS




An **EVOCATION** differs from an **INVOCATION** or a **PETITION** in that it represents a **REQUEST** for a **SPECIFIC SPIRIT** to **APPEAR** before the **MAGE**. However, this can be **DIFFICULT** to achieve, and **great care** must be taken with **EVERY ASPECT** of the ritual because any **MISTAKE** can result in an **UNPLEASANT**, possibly **DANGEROUS**, experience.



Preparation

From the point of view that sees **ANGELS** as **POWERFUL MANIFESTATIONS** of **PSYCHIC ENERGY**, an **EVOCATION** may be said to be a potentially **MIND-BLOWING** experience, unleashing **POWERFUL ENERGIES** from the **UNCONSCIOUS**. From the **TRADITIONAL PERSPECTIVE**, the mage is drawing into a **CONFINED SPACE** a spiritual being of **ENORMOUS ENERGY**, the **VIBRATIONS** of which could literally make the **WALLS** shake. For these reasons, it is important that you never attempt an **EVOCATION** until you are **FULLY CONVERSANT** with **INVOCATIONS**, have made successful **CONTACT** with your personal **GUARDIAN ANGEL**, and have familiarized yourself with the **ENERGETIC QUALITIES** of the **ANGEL** to be evoked through **INVOCATION** and **PRAYER**.

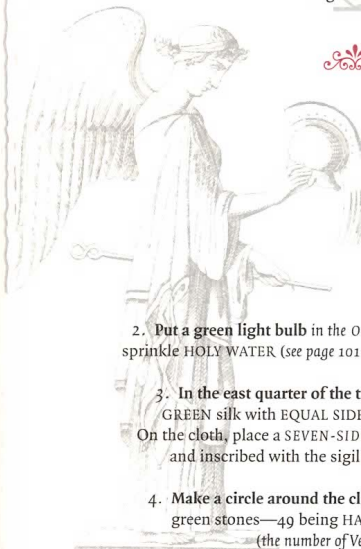
Evocation of Hagiël




This ritual evokes one of the most beautiful angelic presences, the angel Hagiël, who is connected with **Venus**, the planet of love and harmony. It bestows the gift of **unconditional, unpersonalized love** on another person. It is adapted from the work of the great Czech mage **Franz Bardon**.

Before attempting this ritual, you should familiarize yourself with it so well that you can visualize everything with your eyes shut. Make a checklist of all necessary items, many of which you will have to make, and have them ready. The ritual should be performed during the hour after sunrise on a **Friday**, the day and hour of **Venus**.






1. **Purify yourself in advance.** After bathing, put on a GREEN robe and a COPPER necklace with a GREEN stone, such as JADE, MALACHITE, or EMERALD. Anoint your WRISTS, BREAST, and TEMPLES with APRICOT OIL mixed with a drop each of SANDALWOOD and CINNAMON OILS.
2. **Put a green light bulb** in the OVERHEAD light of the temple, and sprinkle HOLY WATER (see page 101) around the EDGES of the room.
3. **In the east quarter of the temple,** place a TRIANGLE of GREEN silk with EQUAL SIDES about 18 in (45 cm) long. On the cloth, place a SEVEN-SIDED STAR cut from GREEN card and inscribed with the sigil for Hagiel (see chapter ten).
4. **Make a circle around the cloth** (clockwise) with forty-nine green stones—49 being HAGIEL'S number, or SEVEN (the number of Venus) squared.
5. **Place a green candle** in all four quarters of the temple. Light them and EXTINGUISH ALL OTHER LIGHTS except the green light bulb.
6. **Burn some cinnamon and sandalwood,** ideally in a SMALL CENSER that you can take around the room to SUFFUSE it with VENUS-SCENTED SMOKE.
7. **Now face the east,** with the CLOTH a few feet in front of you, and perform the LESSER BANISHING RITUAL of the hexagram (see pages 121–124).



8. **Facing the quarter where Venus finds itself at the time** (which will be the west or north, because Venus is never more than 47° from the Sun), perform the GREATER INVOKING RITUAL of the hexagram of Venus (see pages 125–127).
9. **Invoke the angel Hagiel** by intoning her name SILENTLY seven times in your mind (Ha-gee-el); then whisper her name seven times; then call her seven times in RINGING TONES, concluding, equally loudly, "Come thou before me!"
10. **If you have been in calm, confident command of the whole process up until this point,** you should observe a BEAUTIFUL feminine form MATERIALIZE before your eyes. Hagiel does not look the same to everybody, but if she has GREEN EYES you can be sure it is her.
11. **You will likely be stunned by her presence,** but her manner is always SWEET and AFFECTIONATE. Keep control of yourself and ask her to bestow the gift of UNCONDITIONAL LOVE on the person of your choice. If she CONSENTS, and she invariably does, you can be sure she will FULFILL your wish.
12. **Thank her, and bid her hail and farewell.** She will slowly FADE from SIGHT. You will not forget her in a hurry and will feel PROFOUNDLY JOYFUL every time you think of her.






Chapter 10

TALISMANS



One of the most POWERFUL tools of the mage is the talisman. A TALISMAN represents a specific requirement, a WISH that the mage wants to have fulfilled. It is a specially designed OBJECT that has been magically prepared and charged with POWER. There are many different ways to do this; the use of HEBREW NUMEROLOGY is described here.



HEBREW NUMEROLOGY



Numerology is the art of using numbers as a key to understanding the relationship between all things and fundamental principles. The numerology method traditionally applied to the making of talismans in high magic uses gematria. Gematria is an integral technique of the traditional Jewish Kabbalah and can be defined as "Hebrew numerology."



Numerological Connections

Each Hebrew letter represents a number and vice versa. Gematria consists of adding up the number values of the letters in a word. Words that add up to the same number have some kind of connection. To give a neat example, the Hebrew word for "corpse" has the same numerical value as the word for "to extinguish." Other connections may be less easy to fathom and only perceived through deep contemplation. Such efforts are never futile, no matter how tenuous a perceived connection may appear, because one of the principal aims of the mage is to understand the relationships among all things.



The Aiq Bekar

Systems of KABBALISTIC GEMATRIA come in several different types, most of them grouped under the heading TEMURAH, which means "PERMUTATION." The one commonly used to make MAGICAL TALISMANS is a NUMBER/LETTER arrangement known as AIQ BEKAR, or the KABBALAH of the NINE CHAMBERS, which divides the **alphabet** into NINE GROUPS according to letter value. The **system** derives its name from the FIRST SIX LETTERS of the top row (Hebrew is written from right to left and has few vowels). In **talismanic** magic, AIQ BEKAR is used to allocate a NUMERICAL VALUE to the letters in the HEBREW name of a SPIRIT or ANGEL.

Sh 300	L 30	G 3	R 200	K 20	B 2	Q 100	Y 10	A 1
M* 600	S 60	V 6	K* 500	N 50	H 5	Th 400	M 40	D 4
Tz* 900	Tz 90	T 9	p* 800	p 80	Ch 8	N* 700	O 70	Z 7

* when final letter of a word

MAGIC SQUARES



To turn the SERIES of NUMBERS produced by the AIQ BEKAR into the SIGIL (signature) of a SPIRIT or ANGEL, you need to use a **magic square**, known in KABBALAH as a KAMEA. Magic squares have been used for thousands of years in **India** and **China**, where they probably originated. Their first appearance in the WEST was in the work of the GREAT ALCHEMIST of BAGHDAD, JABIR (c.721–c.815), but it was probably KABBALISTS who first applied their use to TALISMANIC ANGEL MAGIC.




Kameas are a SERIES OF NUMBERS in a square grid, cunningly arranged so that each ROW, COLUMN, and (usually) DIAGONAL adds up to the **same** number. Each PLANET has a kamea of increasing complexity, according to its position on the TREE OF LIFE. Saturn has the **simplest** KAMEA, whereas the MOON has the most **complex** one. As an example, the MAGIC SQUARE of the SUN has 36 numbers:

6	32	3	34	35	1
7	11	27	28	8	30
19	14	16	15	23	24
18	20	22	21	17	13
25	29	10	9	26	12
36	5	33	4	2	31

An Example Using the Sun's Magic Square

To see how to use MAGIC SQUARES together with AIQ BEKAR, let us construct the **sigil** of the ANGEL NAKHIEL, who is the "INTELLIGENCE" of the SUN (see page 164). The idea is to convert **each letter** in the name NAKHIEL (in Hebrew this is spelled LAYKN) into a number, then MARK each NUMBER on the SUN'S KAMEA. Finally, construct the SIGIL by DRAWING LINES between these NUMBERS.

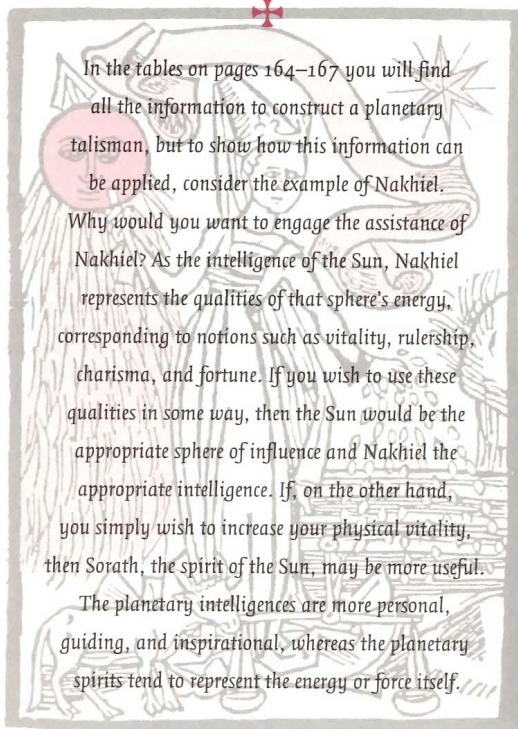


The number 50 does NOT appear on the SUN'S MAGIC SQUARE, so to accommodate it, use the NUMEROLOGICAL trick of reducing it (no more than necessary) until it fits. Therefore, 50 becomes $5 + 0 = 5$; the number 5 does appear within the MAGIC SQUARE. Simply draw a line through the NUMBERS that LINK the LETTERS in the correct order.

Joining these FIVE NUMBERS gives the SIGIL for NAKHIEL.

6	32	3	34	35	1
7	11	27	28	8	30
19	14	16	15	23	24
18	20	22	21	17	13
25	29	10	9	26	12
36	5	33	4	2	31

MAKING A TALISMAN



Fashioning the Object

Having chosen who to call on, **fashion** the talisman itself. Six is the **NUMBER** of the **SUN**, so the talisman should have **SIX SIDES** and a diameter of **SIX UNITS**—for example, 6 in (12 cm). The talisman should be the **APPROPRIATE COLOR**, which in this case is **GOLD**. As for material, that can be anything corresponding to the **SUN**, such as **GOLD**, **AMBER**, or **WALNUT WOOD**. The most **important** factor is color, however, so a piece of cardboard painted **GOLD** would be **FINE**. Carve or paint (in black or the complementary color) the following onto the talisman:



1. **The kamea (magic square) of the planet.**
2. **The planetary seal.** This is a device that theoretically touches all **NUMBERS** on the **KAMEA**. (The traditional forms of the planetary seals are pictured on pages 164–167. Some of these have been adapted over time for ease of use and you will find that they do not in reality touch all the numbers.)
3. **The sigil of the intelligence or spirit.**
4. **The objective.** This should be framed as **CONCISELY** and **SPECIFICALLY** as possible in one sentence—for instance, “Give me more vitality.”

The talisman can also be charged with the appropriate fluid condenser (see chapter six). When completed, wrap it in silk and store it safely before consecrating it.



Planetary seal of the Sun.



Timing

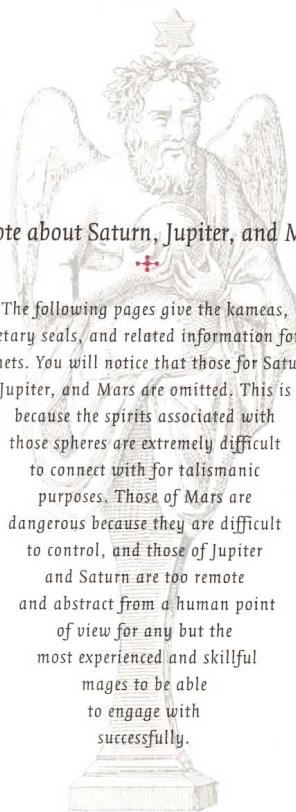
The talisman should be CONSTRUCTED on the CORRECT DAY and at the CORRECT TIME. The SEQUENCE of the PLANETARY HOURS can be found on page 128, but how do you apply this sequence to the hours of the day? There are VARIOUS SYSTEMS, but for many the most SATISFACTORY is a FLEXIBLE SYSTEM beginning at the moment of SUNRISE on SUNDAY.

If the Sun rises at 6:35, the HOUR OF THE SUN (the planet that corresponds with Sunday) is from 6:35 to 7:35, followed by the HOUR OF VENUS until 8:35, then Mercury, the Moon, Saturn, Jupiter, and Mars. The sequence then repeats until SUNRISE on MONDAY MORNING, which coincides with the HOUR OF THE MOON (the planet that corresponds with Monday), and so on.

The last hour before sunrise will be a little longer or shorter than 60 minutes to accommodate the lengthening or shortening of the days.

CONSECRATION

- ☉ THE CONSECRATION OF THE TALISMAN SHOULD ALSO TAKE PLACE AT THE CORRECT TIME, PERHAPS A WEEK AFTER THE TALISMAN IS MADE.
- ☉ THERE IS NO FIXED FORMULA FOR CONSECRATING TALISMANS; YOU MUST CONSTRUCT YOUR OWN RITE ONCE YOU HAVE BECOME WELL VERSED IN ALL ASPECTS OF RITUAL.
- ☉ THE MOST IMPORTANT THING IS TO FOCUS YOUR INTENT AND CHANNEL YOUR WILL INTO THE TALISMAN.
- ☉ IF ALL GOES WELL, THE TALISMAN SHOULD PROVE EFFECTIVE WITHIN A WEEK, AND LIKE ANY WELL-PREPARED MAGICAL IMPLEMENT, IT MAY SUSTAIN ITS INFLUENCE INDEFINITELY.



A Note about Saturn, Jupiter, and Mars

The following pages give the kameas, planetary seals, and related information for the planets. You will notice that those for Saturn, Jupiter, and Mars are omitted. This is because the spirits associated with those spheres are extremely difficult to connect with for talismanic purposes. Those of Mars are dangerous because they are difficult to control, and those of Jupiter and Saturn are too remote and abstract from a human point of view for any but the most experienced and skillful mages to be able to engage with successfully.



THE SUN



6	32	3	34	35	1
7	11	27	28	8	30
19	14	16	15	23	24
18	20	22	21	17	13
25	29	10	9	26	12
36	5	33	4	2	31

HEBREW NAME: Shemesh

NUMBER: 6

DIVISIONS IN KAMEA: 36

SUM OF ROW OR COLUMN: 111

SUM OF DIAGONAL: 111

SPIRIT OF THE SUN: Sorath (Thrvs in Hebrew)

NUMERICAL SEQUENCE OF SPIRIT: 4, 20, 6, 6

INTELLIGENCE OF THE SUN: Nakhiel (Laykn in Hebrew)

NUMERICAL SEQUENCE OF INTELLIGENCE: 30, 1, 10, 20, 5

COLOR: gold

COMPLEMENTARY COLOR: purple

DAY: Sunday

INFLUENCE ON HUMAN SPHERE: health, ego,
creativity, superiors, success, advancement, leadership,
friendship, growth, light

VENUS



22	47	16	41	10	35	4
5	23	48	17	42	11	29
30	6	24	49	18	36	12
13	31	7	25	43	19	37
38	14	32	1	26	44	20
21	39	8	33	2	27	45
46	15	40	9	34	3	28

HEBREW NAME: Nogah

NUMBER: 7

DIVISIONS IN KAMEA: 49

SUM OF ROW OR COLUMN: 175

SUM OF DIAGONAL: 175

SPIRIT OF VENUS: Kedemel (Lamdk in Hebrew)

NUMERICAL SEQUENCE OF SPIRIT: 30, 1, 40, 4, 20

INTELLIGENCE OF VENUS: Hagiel (Layga in Hebrew)

NUMERICAL SEQUENCE OF INTELLIGENCE: 30, 1, 10, 3, 1

COLOR: green

COMPLEMENTARY COLOR: red

DAY: Friday

INFLUENCE ON HUMAN SPHERE: love, pleasure,
female sexuality, the arts, luxury,
scent, social affairs

MERCURY



8	58	59	5	4	62	63	1
49	15	14	52	53	11	10	56
41	23	22	44	45	19	18	48
32	34	35	29	28	38	39	25
40	26	27	37	36	30	31	33
17	47	46	20	21	43	42	24
9	55	54	12	13	51	50	16
64	2	3	61	60	6	7	57

HEBREW NAME: Kokab
NUMBER: 8

DIVISIONS IN KAMEA: 64

SUM OF ROW OR COLUMN: 260

SUM OF DIAGONAL: upper left to lower right 175;
upper right to lower left 257

SPIRIT OF MERCURY: Taphthartharath (ThRThRThPT in Hebrew)

NUMERICAL SEQUENCE OF SPIRIT: 40, 20, 40, 20, 40, 8, 9

INTELLIGENCE OF MERCURY: Tiriel (LAYRYT in Hebrew)

NUMERICAL SEQUENCE OF INTELLIGENCE: 30, 1, 10, 20, 10, 9

COLOR: orange

COMPLEMENTARY COLOR: blue

DAY: Wednesday

INFLUENCE ON HUMAN SPHERE: intellect, business,
writing, buying and selling, information, wisdom,
cleverness, science, memory



THE MOON



37	78	29	70	21	62	13	54	5
6	38	79	30	71	22	63	14	46
47	7	39	80	31	72	23	55	15
16	48	8	40	81	32	64	24	56
57	17	49	9	41	73	33	65	25
26	58	18	50	1	42	74	34	66
67	27	59	10	51	2	43	75	35
36	68	19	60	11	52	3	44	76
77	28	69	20	61	12	53	4	45

HEBREW NAME: Levanah
NUMBER: 9

DIVISIONS IN KAMEA: 81

SUM OF ROW OR COLUMN: 369

SUM OF DIAGONAL: 369

SPIRIT OF THE MOON: Chasmodai (YADVMShCh in Hebrew)

NUMERICAL SEQUENCE OF SPIRIT: 10, 1, 4, 6, 40, 30, 8

INTELLIGENCE OF THE MOON: Malkah be-Tarshisim We-ad be-Ruachoth ha-Schechalim (MYLChSh ThVChVRB DOV MYSYShRTB AKLM in Hebrew)

NUMERICAL SEQUENCE OF INTELLIGENCE: 60, 10, 30, 8, 30, 40, 6, 8,

6, 20, 2, 4, 70, 6, 40, 10, 60, 10, 20, 9, 2, 1, 20, 30, 40


COLOR: purple

COMPLEMENTARY COLOR: yellow

DAY: Monday

INFLUENCE ON HUMAN SPHERE: clairvoyance, sleep, dreams, emotions,
astral travel, imagination, women's mysteries, birth, reincarnation






Chapter 11
TATTWA MAGIC



In classical Indian YOGIC philosophy, the five elements—EARTH, WATER, FIRE, AIR, and SPIRIT—are known as TATTWAS. COLORS and SYMBOLS have been associated with these fundamental principles for thousands of years, and by CONTEMPLATING the Tattwas, the mage is able to GENERATE shifts in individual CONSCIOUSNESS.



TATTWA MODES OF BEING

Tattwa means “thatness,” referring not to specific things but rather to states—modes of being that things can assume. Water, for example, can freeze, flow, evaporate, or even explode, depending on its Tattwa at any given time. The attributes of the five elements in Tattwa are identical to those of the five elements of hermetic philosophy.



THE FIVE ELEMENTS

- ☉ THE SOURCE ELEMENT OF TATTWA IS AKASHA, EQUIVALENT TO AETHER, SPIRIT, OR QUINTESSENCE, FROM WHICH THE FOUR MUNDANE ELEMENTS EMERGE.
- ☉ VAYU, THE PRINCIPLE OF AIR, MEDIATES BETWEEN THE PRIMARY ELEMENTS OF FIRE AND WATER, THE FIRST POLARITY IN THE MATERIALIZING WORLD.
- ☉ FROM THE INTERACTION OF THESE THREE PRINCIPLES, PRITHIVI, OR EARTH, EMERGES AS THE PRINCIPLE THAT COALESCE ALL THE PRECEDING ELEMENTS, GIVING THEM A SOLID FORM.

Creative and Destructive Polarities



All four LOWER ELEMENTS contain a polarity within them, one of which is CREATIVE and the other DESTRUCTIVE. Fire is ELECTRIC; it provides LIGHT and WARMTH, but it also BURNS. Water is MAGNETIC; its active pole is NOURISHING and PROTECTIVE, but its negative pole DISSOLVES and FERMENTS. Air takes its qualities from both of the PRIMARY ELEMENTS—WARMTH from FIRE and HUMIDITY from WATER. It is the midwife that delivers the EARTH PRINCIPLE that acts as a MAGNET and contains the preceding ELEMENTS within itself.



Tools of Awareness

Despite the EMPHASIS on the elements in HIGH MAGIC, little useful literature is available to help the ASPIRING MAGE understand his or her ESSENTIAL NATURE on a practical level. The Tattwa elements come into their own in this respect, because the COLORS and SYMBOLS associated with them work on a PRIMAL LEVEL. They can be used as MEDITATIONAL TOOLS that trigger responses within the INDIVIDUAL, generating experiences that lead to INCREASING AWARENESS of how the ELEMENTS operate in CORRESPONDENCE with all LEVELS OF BEING, right up to TRANSCENDENCE of INDIVIDUAL CONSCIOUSNESS.



POCULUM PANSOPHIÆ.

TATTWA CARDS



The Tattwa symbols are easy to use.
They can be painted onto plain cards and used in
daily exercises and meditation (see pages 174–179).



PRITHIVI, EARTH

Earth is represented by a **YELLOW SQUARE**. Although the **color** differs from the traditional **WESTERN CORRESPONDENCE** (which is white, black, or brown), you should be familiar with the **SQUARE**, which is analogous to the **NUMBER FOUR**, representing **PHYSICAL MANIFESTATION** and **SOLIDITY**. For meditational purposes, paint the **YELLOW SQUARE** on a **PURPLE BACKGROUND**, **purple** being the **COMPLEMENTARY color** of **yellow**.



APAS, WATER

The principle of **WATER**, or **APAS**, is represented by a **SILVER CRESCENT MOON**. This symbol is apt because the **MOON controls** ALL **LIQUID ACTIVITY** on the planet. The **Moon** is also **MAGNETIC** and **CONTAINING**. Its element, **WATER**, is represented by the **mage's CUP**. Half-fill a **TEST TUBE** with water, and you will see that the surface is **convex**, the liquid appearing to be drawn up the sides of the glass like this **TATTWA SYMBOL**. The complementary color of **SILVERY APAS** is **black**.



TEJAS, FIRE

Like the **HERMETIC ALCHEMICAL SYMBOL** for **FIRE**, **TEJAS**, the **PRINCIPLE** of **FIRE**, is depicted by an **upward-pointing EQUILATERAL TRIANGLE**, suggesting its **VOLATILE**, ascending nature. The **color** of this **TRIANGLE**, as in **WESTERN ESOTERICISM**, is **red**. Its **COMPLEMENTARY color** is **green**.



VAYU, AIR

When the **great vault** of the **SKY** is **EMPTY**, it appears perfectly **BLUE** and arches over the **EARTH** as if it is contained in a **GREAT BOWL**. It **consists** entirely of **AIR**. The **Tattwa SYMBOL** for **VAYU**, the **PRINCIPLE** of **AIR**, is therefore a **BLUE CIRCLE**. Its **COMPLEMENTARY color** is **orange**.



AKASHA, SPIRIT

AKASHA is sometimes called **SPACE**; it is the **matrix** that provides room for the other **ELEMENTS** to **EMERGE** and **ESTABLISH** material life. It is the **SOURCE**, the **MYSTERIOUS ORIGIN** of all things. In this **sense** it is like a **WOMB** and its **symbol** suggests as much, being a **BLACK** or **INDIGO** oval like an **EGG**. As a **TATTWA card**, paint the **symbol** **INDIGO** on a **GREENISH YELLOW** background.

The Subelemments



In **Tattwa**, the FIVE ELEMENTS can be SUBDIVIDED into twenty subelemments. For example, EARTH, or PRITHIVI, has its EARTHY aspect (hard and heavy like iron), its FIERY aspect (volatile like explosives), its WATERY aspect (fluid like mud), and its AIRY aspect (light, like styrofoam).

Again, Tattwa provides PRIMAL SYMBOLS to represent these SUBELEMENTS and allow you to WORK with them INTERNALLY.

The symbols of the subelemments are simply the MAIN ELEMENT SYMBOL with a smaller version—the “seed”—of the ASPECT ELEMENT within it. For example, the AIRY ASPECT of EARTH is depicted as the BLUE CIRCLE of AIR within the YELLOW SQUARE of EARTH on its PURPLE BACKGROUND. **Conversely**, the EARTHY ASPECT of AIR is depicted as a YELLOW SQUARE within a BLUE CIRCLE on an ORANGE BACKGROUND.




Making the Cards

To make a set of Tattwa cards, you will need:

1. **Twenty-five white cards**, 4–6 in (10–15 cm) square, one for each TATTWA ELEMENT and SUBELEMENT.
2. **A set of rich bright paints**, such as artist's ACRYLIC PAINTS. You will need five for the Tattwa colors (INDIGO, BLUE, RED, SILVER, and YELLOW) and five for the complementary background colors (GREENISH YELLOW, ORANGE, GREEN, BLACK, and PURPLE).
3. **Ten brand-new paintbrushes.**



Paint the cards in the appropriate colors and shapes. It is easiest to do the backgrounds first and paint the colored symbols on afterward, making sure the background is completely dry first.



CARD EXERCISES



Once your SET of TATTWA CARDS is COMPLETE, you can START PERFORMING BASIC EXERCISES with them. Start with the FIVE MAIN ELEMENTS, beginning with PRITHIVI, then APAS, TEJAS, VAYU, and AKASHA. Just one day will suffice to start with. Then move on to include the SUBELEMENTS, perhaps working with ALL FIVE CARDS of each element on the same day, again starting with PRITHIVI. You can incorporate TATTWA EXERCISES into your DAILY ROUTINE in the MORNING and EVENING. Do not be tempted to do TOO MUCH TOO SOON—these are POWERFUL TOOLS and can easily give you HEADACHES and other DISTURBANCES if ABUSED.



1. Perform the lesser banishing ritual of the pentagram to clear the space (see pages 111–113).
2. Sit in the chair in your temple facing the QUARTER corresponding to the card you have chosen (prithivi/north, apas/west, tejas/south, vayu/east, akasha/center of altar). Prop the card on your ALTAR or attach it to the WALL at EYE LEVEL, as appropriate. Stick a BLANK CARD or WHITE PIECE OF PAPER next to the card (a white wall is fine).



3. Palm your eyes as described on page 22 (step 1).
4. Gaze at the Tattwa card in a RELAXED-BUT-ALERT manner for a COUPLE OF MINUTES or until a pronounced RIM AURA appears. The image may even start FLASHING.
5. Shift your gaze to the BLANK CARD, PAPER, or WALL. You will see that your MIND'S EYE transfers the shape of the SYMBOL onto the WHITE SPACE, but in the COMPLEMENTARY COLOR. The YELLOW SQUARE of PRITHIVI will therefore appear PURPLE. Hold it for as long as you can.
6. Palm your eyes.
7. Record your experience in your MAGICAL DIARY, noting your mood BEFORE and AFTER the exercise.
8. Having worked with all the cards, try to MEMORIZE them and VISUALIZE them in both their TRUE COLORS and COMPLEMENTARY colors. This can be done while PALMING the eyes.



CARD MEDITATION



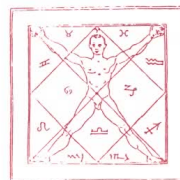
Once you are able to visualize
any card at will, you can start meditation work.
The aim of this practice is to use the complementary images
of the Tattwa symbols as doorways into the elemental realm.

Begin with the prithivi card, then the other elements,
followed by the subelements.



1. Sit facing the quarter of the ELEMENT in question
(prithivi/north, apas/west, tejas/south, vayu/east, akasha/center of altar).
2. Visualize the complementary image of the card and INTENSIFY it,
then EXPAND it to the size of a DOOR.

3. Imagine your astral body passing through this DOOR,
leaving your PHYSICAL BODY behind.



4. Once through the door, pause to observe the
NEW SPACE you find yourself in. With PRACTICE, you may
find yourself being able to move into this NEW VISTA
and INTERACT with the PHENOMENA you find there. Be sure, however,
to return through the TATTWA DOOR.
5. Imagine your astral body re-inhabiting your PHYSICAL BODY.
Then imagine the TATTWA DOOR you have returned through
REVERTING to its normal color, symbolizing the CLOSING of the DOOR
to the ELEMENTAL ASTRAL REALM.
6. Perform the lesser banishing ritual of the pentagram
(see pages 111–113).
7. Record all the details of your experience in your
MAGICAL DIARY.



Chapter 12


THE DIAMOND THUNDERBOLT PATH



MAHAYANA BUDDHISM contains some of the oldest and most highly developed paths of magical ATTAINMENT known to the world. Their highest masters REINCARNATE again and again to develop the TEACHINGS and help their fellow beings transcend SAMSARA, the wheel of life. The Diamond Thunderbolt Path is one method of TRANSCENDING the wheel.

VAJRAYANA BUDDHISM

Vajrayana Buddhism, also called Tantric Buddhism, is known as the Diamond Vehicle or Diamond Thunderbolt Path—VAJRA (DORJE in Tibetan) means both “thunderbolt” and “diamond.” It developed out of the Mahayana teachings in northwest India around 500 B.C.E. and spread to Tibet, China, and Japan. Today, it is practiced mainly in the Himalayan regions and involves esoteric visualizations, rituals, and mantras, most of which can only be learned by studying with a master.



☸ EMPHASIS IS PLACED ON ATTAINING UNION WITH THE DIVINE BY DEVELOPING MAGICAL POWERS AND ABILITIES.

☸ IN THE VAJRAYANA PATH, ALL SITUATIONS CAN AND SHOULD BE USED AS PART OF THE SPIRITUAL JOURNEY.

☸ THE WORD TANTRA MEANS “CONTINUITY,” IMPLYING THAT NO DIVISION EXISTS BETWEEN SACRED ACTION AND SECULAR ACTION.



Channeling Sexual Energy

Vajrayana teaches not to SUPPRESS ENERGY but rather to TRANSFORM it. Some aspects of TANTRA dealing with SEXUAL YOGA were assimilated into certain western magical organizations in the late nineteenth century. These consist of techniques for RETAINING and CHANNELING SEXUAL ENERGIES. To these primarily PHYSICAL TECHNIQUES were added various RITUALS designed to CONSECRATE the sexual act and HONOR the sexual partner as a GOD or GODDESS, thereby reenacting the SACRED ACT of CREATION. Masters of the DIAMOND THUNDERBOLT PATH believe that, without a CLEAR MOTIVE to help others and a STRONG GROUNDING in MEDITATION, practicing tantra is DANGEROUS and ULTIMATELY SELF-DESTRUCTIVE.



All forms of MAHAYANA BUDDHISM use mantras as a KEY PART of their daily practice. Mantras are PHRASES or SERIES of PHRASES that are chanted repeatedly. These chants are usually MONOTONOUS, with perhaps one or two other NOTES punctuating them. Mantras are essentially MAGICAL INCANTATIONS. The words CHANT, INCANTATION, and ENCHANTMENT all come from the same LATIN word meaning “to sing.” The aspiring MAGE soon learns the POWER of vibrating CERTAIN WORDS and PHRASES. Mantras are nothing other than EXTENDED INVOCATIONS. The VIBRATIONAL qualities of certain sounds, particularly when repeated over and over, alter the electromagnetic frequency of the MAGE, attracting those FORCES whose VIBRATIONAL SIGNATURE they bear.



THE HUNDRED-SYLLABLE MANTRA

One of the key mantras of Vajrayana is the so-called Vajrasattva Hundred-syllable Mantra. The principal purpose of the mantra is repentance. It is intended to help you recognize how fallible you are and how far short you may have fallen from the high standards you set yourself. Any inharmonious experience should be humbly accepted as evidence of your failings. The effect of the mantra is to dissolve karma by purifying the individual on every level. It helps wipe the slate clean of the consequences of previous actions.



The ESSENCE of the MANTRA is EMPTINESS. It FLUSHES all IMPURITIES out of the SYSTEM, which is IMPORTANT in helping you REMOVE OBSTACLES that might otherwise HINDER you on the PATH. It also frees you from any PSYCHIC DISTURBANCES that may AFFECT you, protecting you from OUTSIDE INTERFERENCE and INNER RESISTANCE. Practicing it daily is GREATLY ENCOURAGED. The mantra is written out here PHONETICALLY, with dashes marking the RHYTHMIC PHRASING.

The Mantra

OM VENSA SATTVA SAMAYA—MANUPALAYA—VENSA SATTVA TENOPA—
TISHTA DRI DHO ME BHAVA—SUTO KHAYO ME BHAVA—SUPO KHAYO ME
BHAVA—ANURAKTO ME BHAVA—SARVA SIDDHI ME PRAYATSHA—SARVA
KARMA SUTSA ME—TSITTAM SHRİYAM KURU HUM—HA HA HA HA HO—
BHAGAVAN—SARVA TARTAGATA—VENSA MAME MUNTSA—
VENSA BHAVA MAHA—SAMAYA SATTVA AH

Translation

The meaning of the words is of less importance than their vibrational power, but below is a rough translation. There are also some tips on how to say the mantra. It is worth making every effort to get it right, but bear in mind that it is chanted in various ways in different parts of the Himalayas without apparent variation in effect.

Om Vajrasattva [one of the five Buddhas], please keep your vows. VAJ RASATTVA, empower [reside in] me and make me FIRM [in my Buddha nature]. Make me SATISFIED. Be FAVORABLE, be NOURISHING for me. Grant me all the MAGICAL ATTAINMENTS. Indicator of all KARMA, make GLORIOUS my mind.



Hum! Ha! Ha! Ha! Ha! Hoh!

[Hum is related to om, amen, and omni—everything. Each Ha represents one of the four elements. At the end of the last Ha, take a breath. Hoh is considered the most joyful sound in the universe and is vibrated on a higher note.]

Blessed one, diamond of all the Tathagatas, [Buddhas], do not forsake me; make me as a diamond. Great being of the vow AH!

[The final Ah should be extended, falling in tone at the end.]

TIBETAN INITIATIC MEDITATION



The following teaching, the White Lotus, is taken from the Bde-Michog-Tantra, which was first translated into English in 1919, in part by Kazi Dawa Samdup, who also helped translate the Tibetan BOOK OF THE DEAD into English.



The aim of this MEDITATION is to free the MIND of its own IMAGERY on the path toward achieving SHUNYATA, a state that transcends even NIRVANA. SHUNYATA means, literally, "EMPTINESS." It is the state of ABSOLUTE FREEDOM, within which ANYTHING is possible. It corresponds to VAJRA, being the DIAMOND MIND of pure activity.



The White Lotus

This translation is freely based on the original English translation. As the radiant, incorruptible essence of all things, Vajra corresponds to Kether, the crown of the Tree of Life. The supreme Devata can be thought of as Kether; the Vajra couple as Chokmah and Binah; Heruka and his consort as Chesed and Geburah; and the other Devatas and beings as the lower sephiroth. Hum can be imagined as the word of God, and the Bindi as the sound of the Absolute Being.



1. Imagine your navel as an eight-petaled white lotus.

In its center is a lunar disk, upon which are VAJRASATVA (the personification of the Diamond Thunderbolt) and his consort in ECSTATIC UNION, the mantra "Hum" in their hearts.

2. Imagine rays of light pouring forth from the HUM in all directions, creating a space that you define as the SUPREME DEVATA (God), a vessel containing the other GODS and DIVINE BEINGS. Focus intently on this image. Then IMAGINE that the RAYS of LIGHT issuing from the HUM energize all these beings, activating them, just as a MAGNET excites IRON DUST into activity.

3. Then the rays begin to draw back in, taking with them the VESSEL of LIGHT and all its contents, absorbing them into the FORM of HERUKA (the chief external deity) and his consort, just as MERCURY absorbs PARTICLES of GOLD.

4. Next, the consort of Heruka is absorbed into the MALE, the two becoming ONE FACE and TWO HANDS.

5. Then Heruka is absorbed into the VAJRA couple on the LUNAR DISK at the HEART of the LOTUS.

6. Next, Vajrasattva's consort sinks into the MALE, then gradually the MALE dissolves into the HUM in the HEART and the HUM slowly resolves itself into the BINDU (point). Finally, the BINDU recedes, becoming SMALLER and FAINTER until it fades away completely as SALT DISSOLVES in WATER.





INDEX



A

Aiq Bekar 157, 158, 159
 air 28, 46, 48, 50, 66, 79, 85, 87, 171
 hexagrams for 124
 pentagrams for 34, 111, 115
 sign of 115
 akasha 170, 173
 alchemy 10, 84, 86, 91, 92
 Indian 118
 plant 94–100, 104–107
 processes 76, 78, 80, 93
 altar 16, 32, 33
 cloth 16
 ancient Egyptians 10, 56, 142
 angelic choirs 141, 143–147
 and sephiroth 46–50
 angelic script 149
 angelology 142, 143, 144
 angels 21, 45, 141
 and elements 27
 to evoke 150–153
 guardian 23, 133, 146, 150
 in numerology 157, 158
 to petition 148
 and planets 77–89
 apas 172
 Apophis 121, 122
 Aralim 47, 143
 astrology 10, 73, 74
 Auphanim 46, 143

B

banners 18
 Beni Elohim 49, 146
 Binah 42, 43, 47, 77, 120, 187
 symbol 143
 body 31, 92, 94, 119
 breathing 20, 137–138
 Buddhism 147, 181–187

C

caduceus 13, 130, 135, 136, 137, 138
 calcination 76, 77, 97
 caput mortuum 97, 101
 cardinal points 32, 65, 117
 colors of 18
 of elements 18, 27, 122
 of tattwas 177
 and zodiac signs 18
 Celtic Cross 70–71
 chakras 52, 136, 137–138
 and planets 77–89
 and sephiroth 46–50
 Chaldean order 128
 Chasmalim 47, 144
 Cherubim 50, 143, 146
 chi (qi) 93
 Chioth Ha Qadesh 46, 143
 Chokhmah 42, 43, 46, 143, 187
 coagulation 83, 89, 92
 colors:
 of cardinal points 18
 complementary 164–167,
 172–173, 174, 177
 of elements 27
 for magical robe 19
 of planets 77, 79, 81–89,
 164–167
 of sephiroth 46–50
 of tattwas 169, 171, 172–173
 copper 84, 85, 129
 correspondences:
 elements 27, 122
 planetary 76–89
 of sephiroth 46–50
 creation 12, 39, 42, 43, 118
 cup 27, 30, 172
 to consecrate 36

D

Daath 41, 43, 120
 dagger 27, 29, 111, 122
 to name 29
 to consecrate 35
 days of the week 129
 for fluid condensers
 104–105, 107
 for planetary tinctures 100
 dew 93, 98
 Diamond Thunderbolt Path
 181, 182, 183
 diary 21, 177
 distillation 78, 79
 divination 23, 70–71
 divine names 27, 34, 35, 36,
 37, 111, 112, 115, 116, 117,
 121, 122
 and sephiroth 46–50, 52,
 53

E

earth 28, 31, 50, 69, 77, 171
 hexagrams for 123
 pentagrams for 37, 117
 sign of 117
 east 28, 32, 51, 111, 115, 117,
 123, 124, 144, 152
 eight, figure 58, 131
 elements 25, 26, 32, 107, 114,
 119, 148
 active and passive 30
 aspects of 174
 correspondences 27, 122
 primary 170, 171
 and sephiroth 46–50
 symbols 26
 tattwa 169, 171, 176, 178
 elixir of immortality 84, 88,
 92

Elohim 49, 146, 148
 energy/energies:
 to balance 53
 to banish 17, 111
 chakra 136, 138, 139
 circle of 110, 122
 cosmic 78
 creative 63, 67
 elemental 110
 holy 101
 planetary 120
 psychic 150
 sexual 183
 spiritual 110
 subtle 19, 135
 energy center 52, 136
 equilibrium 13, 84, 130, 134
 Ethical Triangle 43
 exercises, ritual 51–53, 172
 with tattwa cards 176–177

F

fall equinox 34
 feminine principle 26, 39, 68,
 88, 135, 136, 143
 fire 28, 29, 46, 48, 49, 67, 79,
 81, 83, 119, 171
 hexagrams for 123
 pentagrams for 35, 116
 sign of 116
 fluid condensers 91, 102–103,
 161
 elemental 107
 liquid universal 106
 planetary 104–105, 106, 107
 solid universal 106

G

Gabriel 27, 30, 36, 50, 89,
 113, 117, 146
 Geburah 43, 48, 81, 144, 187
 gematria see numerology
 gods, planetary 74
 gold 27, 82, 83, 129
 philosophical 78, 92

Great Work, the 10, 13, 76,
 86, 91, 94, 118, 119

H

Hagiel, evocation of 151–153
 Hebrew letters/names 28, 29,
 30, 31, 57, 121
 in numerology 157
 Hermes 10, 11, 12, 13, 84, 87,
 130, 135, 137
 hermetic magic/science 10,
 56, 75, 91, 118, 135, 142
 Hermetica, The 11, 12
 hexagram 31, 118–119
 greater ritual 121, 125–127,
 148, 153
 lesser ritual 121–124, 125,
 127, 148, 153
 and planets 120
 symbolism 118, 120
 Hod 44, 49, 87, 145, 146
 holy water 32, 97, 152
 to make 101

I

Ida 135, 136, 137, 138
 implements, magical 25, 51,
 58, 106, 114
 to consecrate 32–37
 incense 21, 32
 iron 27, 80, 81, 129
 Isis 121, 122

J

Jewish mysticism 39, 45
 Jupiter 47, 74, 78, 144, 163
 correspondences 79
 symbolism 78

K

Kabbalah 39, 40, 74, 93, 142,
 146, 156, 158
 of the Nine Chambers 157
 kabbalistic cross of light 32,
 33, 51, 53, 111, 117
 kamea(s) 158, 161, 164–167
 of the Sun 158–159
 karma 61, 184
 Kerub 27, 37
 Kether 41, 42, 43, 45, 46, 143,
 187
 Knights of Malta 130
 Knights Templar 130
 Koran 146
 kundalini 76, 80, 86, 136, 138

L

lemniscate see eight, figure
 Lesser Work, the 94
 Lévi, Eliphas 56
 Love Triangle 42

M

macrocosm 12, 31, 109, 118,
 120, 136
 magic squares see kamea(s)
 Major Arcana 56, 57, 58–65,
 66, 131
 Malachim 48, 145
 Malkuth 41, 44, 45, 50, 131,
 147
 mandala 119
 mantra(s) 182, 183
 Hum 187
 Hundred-syllable 184–185
 Mars 48, 80, 120, 163
 correspondences 81
 symbolism 80
 masculine principle 26, 29,
 67, 80, 82, 135, 136
 meditation 20, 21, 58, 119,
 121
 Buddhist 183
 tattwa 171, 172, 178–179
 Tibetan initialia 186–187

Mercury 49, 74, 86, 125, 130,
 146
 correspondences 87
 kamea of 166
 symbolism 86



Index



metals:

- of elements 27
- planetary 129
- quicksilver
 - Michael 27, 29, 35, 48, 49,
 - 83, 87, 113, 117, 145, 146
- microcosm 12, 31, 51, 109,
- 110, 118, 128, 136
- Middle Pillar 41, 43, 44, 136
- exercise 52–53
- Minor Arcana 56, 57, 66–69
- mirror, magic 106
- Moon 50, 74, 82, 88, 146, 172
- breath 138
- correspondences 89
- hour of 162
- kamea of 158, 167
- phases of 44
- symbolism 88
- musical sequence 129
- Mutus Liber 93

N

- nadi(s) 135
- Brahma 135, 136
- Nakhiel 164
- sigil of 159
- talisman of 160
- north 31, 37, 101, 112, 115
- numerology 109, 131, 154,
- 156–157

O

- ogdoadic star 130–131
- oleum salis 98, 99
- opposites, reconciliation of
- 13, 58, 59, 84, 118, 130
- orientation of outer temple 18
- Osiris 121, 122
- Ourobouros 119

P

- palming the eyes 22, 177
- pantacle 27, 31
- to consecrate 37

- pendulum dowsing 23
- pentagram 31, 33, 101, 110,
- 114
- active 114, 115–116
- for air 24, 111, 115
- for earth 37, 112
- for fire 35, 112
- greater banishing ritual
- 115–117
- greater invoking ritual 33,
- 115–117
- lesser banishing ritual 32,
- 33, 111–113, 122, 124, 125,
- 177, 179
- lesser invoking ritual
- 111–113
- passive 116–117
- for water 36, 112
- philosopher's stone 92
- pingala 135, 136, 137,
- 138
- planetary seal 161, 163
- planets 73, 74, 100, 104–105,
- 148
- days of the week 129
- and hexagram 120,
- 125–127
- hours 128, 162
- kameas 158
- plant alchemy 94–100,
- 104–107
- plants:
 - and days of the week 100,
 - 107
 - and planets 100, 104–105
 - polarities 10, 13, 42, 44, 58,
 - 80, 88, 170, 171
 - prana 93, 135
 - prayer 20, 21, 150
 - preparation 9
 - of inner temple 20–23
 - of outer temple 16–18
- Prima Materia 93
- prithivi 170, 172, 174, 177,
- 178

Q

- quicksilver 87, 129
- quintessence 110, 114, 135

R

- Raphael 27, 28, 34, 48, 49,
- 83, 87, 113, 117, 118, 145,
- 146
- reincarnation 181
- relaxation 20
- repentance 184
- robe, magical 19
- routine 20, 111, 176

S

- sal salis 98, 101, 104
- to extract 95–97
- salamander 29
- samsara 181
- Saturn 47, 74, 76, 78, 80, 86,
- 120, 158, 163
- correspondences 77
- symbolism 76
- Scholem, Gershom 45
- scrying 23, 106
- Seal of Solomon 31, 118
- second sight 22
- Secret Fire 92, 135, 138
- Secret Symbols of the Rosicrucians
- 93
- self-initiation 110, 133–139
- self-knowledge 9, 20, 21, 76
- sephiroth 41, 57, 74, 104,
- 148, 187
- correspondences 46–50
- lower 44–45
- planes 41
- points 53
- upper 42–43
- Seraphim 48, 144, 146
- of Dionysius 143
- seven, symbolism of 128–129
- Shekinah 45, 147
- sigil(s) 152, 158, 161
- of Nakhiel 159

- sign of benediction 51, 122
- sign of the portal 115
- smoke, purifying 17, 152
- south 29, 35, 112, 115, 123
- solar system 43, 73, 82, 120
- soul 30, 92, 94, 119
- spirit 82, 92, 94, 119
- element of 110, 119
- pentagrams of 114, 115–117
- universal 93
- spirits 21, 141, 157
- spring equinox 36
- star:

- eight-pointed 64, 130–131
- five-pointed 31, 110
- seven-pointed 128–129, 152
- six-pointed 118
- subconscious 88
- subelements 174, 176, 178
- Sukra 84, 85
- summer solstice 35
- Sun 42, 43, 48, 82, 88, 93,
- 120, 121, 125, 135, 160
- breath 137
- correspondences 83
- hour of 162
- intelligence of 159, 160, 164
- kamea of 158–159, 164
- number of 161
- spirit of 170, 164
- symbolism 82
- Supernals 42, 120
- sushumna 135, 136, 138
- symbols/symbolism:
 - astrological 125, 127
 - of Binah 143
 - of five-pointed star 131
 - elemental 18, 26
 - of hexagram 118, 120
 - of Jupiter 78
 - of Major Arcana 58–64
 - of Mars 80
 - of Mercury 86
 - of Moon 88
 - of Saturn 76

- of Seven 128–129
- of Sun 82
- tattva 172–173, 174–175,
- 178
- of Venus 84

T

- Talismans 149, 155, 156, 157
- to consecrate 162
- to make 160–162
- planetary 164–167
- Tarot cards 55
- divination with 70–71
- history of 56
- and Kabbalah 57
- Major Arcana 58–65
- Minor Arcana 66–69
- and number eight 131
- tattva 169, 170–171
- cards 172–173, 174–175
- door 179
- exercises 176–177
- meditation 178–179
- subelements 174, 176, 178
- symbols 172–173, 174–175,
- 178
- tejas 173
- temple:
 - inner 15, 20–23
 - outer 15, 16–18, 21, 32, 111,
 - 114, 152
 - Temurah 157
 - Theban alphabet 149
 - Thoth 10, 11, 84, 87, 130
 - Book of 56
- tincture:
 - gold 103, 104, 106
 - planetary 91, 94, 98, 99, 102
 - red 99
 - Tiphareth 43, 48, 83, 145
 - Tree of Life 39, 40, 45, 51, 57,
 - 104, 120, 121, 131, 142,
 - 158, 187
 - and angels 141
 - exercises 51–53

- Tria Prima 92, 93

U

- Unconscious 44, 64, 88, 150
- union with the divine 10, 12,
- 40, 41, 135, 137–139, 182
- Uriel 27, 31, 37, 113, 117

V

- Vajrasattva 187
- Hundred-syllable mantra
- 184–185
- vayu 170, 173
- Venus 49, 84, 146, 148, 151,
- 153
- correspondences 85
- hour of 151, 162
- kamea of 165
- number of 152
- symbolism 84
- visualization 22, 137–138,
- 177, 178–179, 182

W

- wand 27, 58, 106, 111, 122
- to consecrate 34
- of Hermes see caduceus
- to make 28
- water 28, 30, 47, 49, 68, 88,
- 89, 119, 170, 171
- hexagrams for 124
- pentagrams for 36, 116
- sign of 116
- west 30, 33, 36, 53, 101, 112,
- 115, 124
- White Lotus meditation
- 186–187
- winter solstice 37, 95

Y

- Yesod 44, 50, 89, 146
- yoga 52, 135, 183

Z

- zodiac 18, 73, 125, 127



BIBLIOGRAPHY



- The Alchemist's Handbook, Frater Albertus
The Book of the Sacred Magic of Abra-Melin, S.L. MacGregor Mathers
The Book of Thoth, Aleister Crowley
The Complete Golden Dawn System of Magic, Israel Regardie
A Dictionary of Angels, Gustav Davidson
A Dictionary of Symbols, J.E. Cirlot
A Garden of Pomegranates, Israel Regardie
How to Learn Astrology, Marc Edmund Jones
How to Make and Use Magic Mirrors, Nigel R. Clough
I Ching: The Book of Changes, James Legge edition
An Illustrated Encyclopaedia of Symbols, J.C. Cooper
Initiation into Hermetics, Franz Bardon
The Inner Structure of the I Ching, Lama Anagarika Govinda
Inner Traditions of Magic, William Gray
Kundalini Yoga for the West, Swami Swivananda Radha
The Ladder of Lights, William Gray
Magick, Aleister Crowley, edited by John Symonds and Kenneth Grant
The Mystical Kabbalah, Dion Fortune
Planetary Magick, Melita Denning and Osborne Phillips
The Practical Handbook of Plant Alchemy, Manfred M. Junius
The Practice of Magical Evocation, Franz Bardon
Secret Power of Tantrik Breathing, Swami Sivapriyananda
A Self Made by Magic, William Gray
The Shining Paths, Dolores Ashcroft-Nowicki
The Tarot, Paul Foster Case
The Way of the Sufi, Idries Shah

