

PYRAMID
INCANTATIONS
of the
ANCIENT EGYPTIANS

The Ancients' Way to
Money, Luck and Power



Carl Nagel



Copyright © 1987
FINBARR INTERNATIONAL

Finbarr Book No. 107

Views expressed herein are those of the author and not the publishers

For the Keeper of the Purple Twilight.

INTRODUCTION

The place is: an area of the vast desert plains of Egypt. The time is: over three thousand years ago. The subject is: the releasing onto the earth of an awesome occult power. The Great Pyramid is gradually, very gradually, being built by legions of half-naked slaves. Their bodies are burnt raw by the intolerable heat of the blazing desert sun as they are unmercifully forced to drag massive stone blocks, each an unbelievable 2½ tons in weight, inch by terrible inch, foot by agonizing foot, mile by unbearable mile, across the burning desert sands.

At least, that's what the movies have had us believe for the past fifty years or so. But there are those in the world today who doubt. After all, they remark, over two million such stone blocks were required to erect just one such silent monolith, and there was just not enough people in those days to accomplish such a monumental feat.

Is it possible that the pyramids were built another way? I

believe that they were, by means of amazing occult powers brought to earth by a civilization from beyond the stars.

I call this unearthly power: Pyramidic Energy, the power used and perfected by the ancient Egyptian Magi to attract happiness, love and prosperity.

Now you, too, can begin doing the very same thing in your life.

THE SURGING POWER OF PYRAMID SPELLS AND RITUALS

Does magick really work? Today, more than ever before, ordinary men and women are turning to the Sacred Sciences for help in attracting more money, love, health, and happiness into their lives to enjoy peace of mind. Sceptics don't bother these people. Laughing and smiling all the way to the bank and the bedroom, why should an unbeliever worry them? Now you, too, can start the magickal forces of Pyramid Power Spells and Rituals working *for* you, instead of as they have been – against you.

Here's just some of the things this ancient magickal power can do for you:

- * You can start to have money in the bank to be used over and over again!
- * You can create powerful magickal talismans to attract love, happiness, power, and prosperity – endlessly and automatically into your life!
- * You can discover the secret spells and rituals which will enable you to invoke the help and assistance of invisible yet powerful Egyptian Gods to aid you in life!

- * You can begin to have better health, more vitality, and a longer life!
- * You can gain mystical enlightenment into the ancient mysteries of the Pyramids!
- * You can begin to make perpetual good luck and success a part of your life with the Ritual of Unas!

...and that's just the beginning!

I'M TALKING ABOUT A LIFETIME PLAN

This book is, in effect, a Lifetime Plan for you to discover, study, digest, assimilate, control and direct this incredible occult power. It is a means by which you begin to influence and manipulate any event or situation in much the same way as the ancient Egyptian Magi did when the world was fresh and clean. And it's yours for the taking.

TABLE OF CONTENTS

Introduction 5

Part One: The Secret Rites of Initiation

1. HOW TO UNLEASH THE SECRET POWER OF THE ANCIENTS 21

- *How Ra Works His Magick Through the Seeds of Nature and All Living Things
- *How to Help Ensure the Success of Your Pyramid Power Spells and Rituals
- *The Magick Command That Will Bring Pyramidic Energy Flowing Into Your Life
- *How to Begin Creating a New Tomorrow
- *The Amazing Power of Pyramidic Hieroglyphics
- *Opening Your Invisible Occult Power Eyes
- *Creating Your Personal Pyramid Power Generator
- *How to Focus Pyramidic Energy
- *The Ritual of the Talismans of the Sage of the Pyramids

2. THE PYRAMID POWER INITIATION CEREMONY 41

- *The Power of the Mysteries
- *The Call to Osiris
- *The Call to Isis
- *The Call to Horus
- *The Call to Bast
- *The Call to Thoth
- *The Call to Hathor
- *The Call to Nebhet
- *The Call to Ptah
- *The Call to Anubis
- *Ancient Egyptian Magick Can Transform Your Life

Part Two: Secrets of Personal Power

3. PYRAMID POWER MAGICK SPELLS AND RITUALS TO GAIN RICHES AND MASTERY OVER LIFE 69

- *How Michael E. Received \$100,000 With Magick Pyramid Power
- *Pyramidic Energy Osiris Money Materialization Ritual
- *How Robert D. Used Occult Power to Attract an Expensive Stereo System From Out of Nowhere
- *Pyramidic Energy Isis Gift Attraction Ritual
- *How Virginia P. Used Pyramid Power to Become a Success in Life
- *Pyramidic Energy Osiris Success Creation Ritual
- *How Paul T. Found a Lost Gold Mine With Occult Power
- *Pyramidic Energy Geb Treasure Finding Ritual

- *How Elizabeth G. Found Love With Pyramid Power
- *Pyramidic Energy Hathor Love Ritual
- *How Jim H. Was Guided to Finding His Lost Wristwatch
- *Pyramidic Energy Anubis Object Finding Ritual
- *Using Magick Pyramid Power to Find Missing People and Lost Loved Ones
- *Pyramidic Powers Can Bring You Riches and Abundance

4. HOW TO PYRAMID YOUR WAY TO RICHES..... 91

- *How Chester W. Used Pyramid Money Power for Success in Business
- *The Amazing Force of Pyramidic Energy Money Magick
- *Spells and Rituals to Bring You Money
- *How John D. Materialized a Yacht
- *Pyramidic Materialization Ceremony
- *Using the Pyramidic Materialization Ceremony
- *How Ted S. Materialized Photographs out of Thin Air
- *The Secret That Can Bring Money Almost Instantly!
- *How Michael F. Became a Successful Author
- *The Secret of Pyramid Money Power
- *How to Become an Overnight Success
- *The Ritual of Unas
- *How Timothy D. Used Pyramid Money Power to Recieve Permanent Financial Security
- *The Ancient Secret of How to Receive Money When Needed
- *The Pyramid Money Screen
- *How Grant W. Attracted a Six Figure Profit in One Year
- *Use Pyramid Money Power to Bring Peace of Mind

Part Three: Pyramidic Health Secrets

5. THE MAGICKAL POWER OF PYRAMIDIC HEALING..... 119

- *How Paul A. Was Completely Cured With Pyramid Power
- *The Secret of Pyramidic Healing and How it Can Help You Have Better Health, More Vitality, and a Longer Life!
- *How Philip R. Used Pyramid Power to Recieve a Cure
- *Part (A): Used to Help Treat Diseases of the Blood
- *How Shirley B. Used Pyramidic Power to Quit Smoking and Improve Her Health
- *Part (B): Used to Help Fight all Forms of Infection
- *How Pyramidic Healing Power Has Been Used for Centuries in the Mystic and Occult Worlds
- *Part (C): Used to Help Cure Nervousness
- *Ancient Egyptian Longer Life Spell
- *How Christopher G. Stopped His Daughter's Asthmatic Attacks With Color Healing
- *Part (D): Used to Help Treat Respiratory Diseases
- *The Special Role Color has in Pyramidic Healing
- *Part (E): Used to Help Heal Infections of the Intestines
- *How Juliet M. Used Pyramidic Healing to Help Alleviate Her Heart Condition
- *Part (F): Used to Help Ease Mental Disorders
- *Table of Correspondences
- *Part (G): Used to Help Cure Insomnia
- *Use Pyramidic Healing Power to Help Others
- *Part (H): Used to Help Maintain Good Health

Part Four: Advanced Secrets of Pyramidic Energy

6. USING PYRAMID POWER TO PROBE THE SECRET THOUGHTS OF OTHERS 151

- *How the Occult Power of Telepathy Saved One Woman's Life
- *The Incredible Secret of Pyramidic Telepathy
- *Ritual of the Pyramidic Telepathy Receiver
- *How Frank D. Improved His Love Life With the Power of Telepathy
- *Part (A): Used to Read Minds at Close Range
- *Examples of Long Distance Telepathy
- *Part (B): Used to Read Minds at a Distance
- *How Andrew A. Turned the Tables on an Unscrupulous Fellow Employee
- *Part (C): Used to Create a Telepathic Barrier
- *How to Know if Someone is Attacking Your Mind
- *Creating Your Personal Pyramidic Mind Barrier
- *Using Your Personal Pyramidic Telepathy Mind Barrier
- *Special Ways to Use Pyramidic Telepathy
- *Part (D): Used to Communicate With Animals
- *How to Prepare Your Mind for Telepathic Projection Through Time and Space
- *Part (E): Used to Transcend the Dimensions
- *Minds Across the Cosmos
- *The Day I Made Contact
- *Part (F): Used to Contact Space Aliens
- *A Word of Apology

THE PYRAMIDIC ASTRAL DOORWAY..... 177

- *How Mary K. Developed Amazing Psychic Powers After a Spontaneous Astral Projection

- *Secret of the Pyramidic Astral Doorway
- *How Veronica D. Uses Astral Projection to Travel the World for Free
- *What Happens When You Astral Project
- *How Eric S. Used Astral Projection to Teach a Peeping Tom a Lesson
- *New Worlds Await You
- *How Burt R. Used Astral Projection to Make Money Appear at His Feet
- *The Astonishing Power of Advanced Astral Projection
- *How Joyce T. Saved Her Daughter's Life With the Occult Power of Astral Travel
- *How Jim H. Received Thousands of Dollars Astrally
- *The Pyramidic Astral Doorway Ritual
- *How an Astral Dream Saved Thomas M. From Great Physical Pain
- *The World of Astral Dreaming
- *The Nebhet Psychic Guidance Ritual

APPENDIX 195

PART ONE
THE SECRET RITES OF INITIATION

Permit
with which
Magick in

THE

Chapter One

You can be

HOW TO UNLEASH THE SECRET POWER OF THE ANCIENTS

... and
These
creative
Within
which all
were brought
Light and

To ensure
influence of
fragments of
creatures at
nature.

Realize the
The new
beautiful
day, know
expressions
and the

Pyramid Power Initiation Process Part One

Part 1: (A) Used to develop the power of creative imaging.

Part 2: (B) Used to open your invisible occult power eyes.

Pyramid Power Magick Incantations

AUM – P – TAH – RA – AUM

AUM – A – NU – BIS – AUM

AUM – O – SI – RIS – AUM

AUM – IS – IS – AUM

Pyramid Power Images

Your Personal Pyramid Power Screen

Your Personal Pyramid Power Generator

Pyramid Power Rays
Bright Yellow – Blood Red – Sky Blue
Deep Gold – Brilliant White

Permits you to stimulate the correct pyramidic vibrations with which to begin the art and practice of Ancient Egyptian Magick in your life.

HOW RA WORKS HIS MAGICK THROUGH THE SEEDS OF NATURE AND ALL LIVING THINGS

You can become closer to this Supreme God of the Ancient Egyptians, by becoming more aware of how His creative energies manifest through a living creature and in the seeds of trees and flowers, the animal kingdom and all mankind. These seemingly separated and independent expressions of creative intelligence share a common bond of mystical unity. Within all are the spiritual essences – behind all creation, from which all material things were formed when Time and Space were brought forth from the Invisible Dimension of Eternal Light and Perpetual Regeneration.

To ensure that Ra's omni-potent presence continues to influence the events of the material world, these spiritual fragments of the ancient life force are manifested in all living creatures at the moment of conception and in the seeds of nature.

Realize this Ancient Truth.

The next time you enjoy the aromatic fragrance of a beautiful rose or sit beneath a shady tree one hot summer's day, know that these are, in fact, very real and tangible expressions of Ra – Supreme God of the Ancient Egyptians, and the motivating force behind all creation.

HOW TO HELP ENSURE THE SUCCESS OF YOUR PYRAMID POWER SPELLS AND RITUALS

The major difference between those Pyramid Power Spells that will work and those that will not work for you, will invariably be due to the amount of desire and genuine faith in oneself and the rituals or spells, or lack thereof. This is important to keep in mind as you tread the often frustrating path to the fulfillment of wishes through the implementation of magick in one's life.

THE MAGICK COMMAND THAT WILL BRING PYRAMIDIC ENERGY FLOWING INTO YOUR LIFE

The majority of Pyramid Power Spells and Rituals to be found in this book will require you to "close your eyes and relax," because physical tension of any kind will tend to block one's ability, and interest, in becoming totally involved with the chosen magick rite or ceremony. So it is most important to learn a quick and easy way of relaxing every muscle and nerve of the body.

Sit in a comfortable chair in a darkened room. Loosen any tight clothing you may be wearing. Close your eyes and softly recite the following magick command to yourself. If you happen to have a tape recorder handy, you can make a recording of the command and listen to the words of the command with your eyes closed.

"The tension is flowing from my body. My feet are becoming more and more relaxed. Totally relaxed and tension free, I am gradually slipping ever deeper into a state of total relaxation."

"My legs are becoming relaxed and tension free, allowing stress and uncertainty to leave my body. I am sinking deeper and deeper—drifting further and further—into a state of complete relaxation where only my desires have meaning. My bottom and stomach are both beginning to relax and let go. I am free from tension of any kind, relaxed and at peace with the world."

"Sinking deeper and deeper into the tranquil existence of total relaxation."

"My chest and back are beginning to relax, the tensions flowing away allowing my body to enter a relaxed, tension free state where fear and worry are unknown. My arms and shoulders, my neck, and my head are now completely relaxed and tension free. I am relaxed."

Your are now ready to begin the Pyramid Power Initiation.

HOW TO BEGIN CREATING A NEW TOMORROW

Part 1: (A) Used to develop the power of creative imaging.

Pyramid Power Magick Incantation
AUM – P – TAH – RA – AUM

This pyramid Power Magick Incantation should be repeated nine times prior to beginning. If you have difficulty in developing this occultic power, the Incantation should be repeated until your inner psychic and occult powers become sufficiently energized to help draw your desires, dreams, and wishes to you in their tangible forms.

Every form of Ritual Magick requires the magician to visualize the desired outcome of the ritual – i.e. the fulfillment

of wishes in the most practical and logical way. Those who feel they are skilled experts in creating clear mental images need not concern themselves with this stage of the initiation into the Ancient Mysteries; if, however, you are unsure as to your ability in this respect, then I urge you to diligently study and practice this unique psychic gift.

Begin the exercise by closing your eyes and relaxing.

The power of creative visualization (imaging) is just one of many pyramidic energies which you can use to virtually change hardship to plenty, sadness to happiness, and every other area of your life in a matter of weeks – sometimes, even a few days. With this Pyramid mind power force you can actually begin to materialize more money, power, and personal happiness into your life – as if by magick. You can now begin drawing to yourself each and every material and emotional wish you have ever truly desired to realize.

With the motivating power of creative visualization, you create a vivid mental image of that, which you desire the most, to appear, and then impress it upon an imaginary screen before your mind's eye. This mind image of visualized desire will begin at once to stimulate the correct pyramidic vibrations, evoked by the Pyramid Power Magick Spells and Rituals contained in this book, with which to create each condition, event and/or situation required for the gradual materialization of dreams, hopes, and wishes. Your every thought and act can then be directed, sometimes unconsciously, towards the success goals you desire to realize in your life. Pyramidic energies, stirred into action by the chosen spell or ritual, will begin to flow through the Seven Occult Mind Centers, giving you intuitive and creative insight on a much higher level of awareness than the material dimension that you are now existing in. This ancient power force will flow

freely – bringing every last one of your wishes into glorious reality.

Your visualized desire becomes a giant pulsating and everlasting vortex, drawing into its center all the pyramidic energies forming a vast and limitless power with which to crystallize and materialize a powerful desire into solid reality. This omni-potent pyramidic power once generated through creative visualization, will continue to work day and night – even while you sleep, to bring each and every one of your secret desires to pass. You possess the power to work a genuine miracle in your life.

Creative visualization can accurately be described as day-dreaming with intent and purpose. Most daydreams are, by their very nature, a two-dimensional image of unconnected thoughts devoid of direction or purpose. The mind images created by visualization must have depth of character, richness of color, and most important of all – a sense of purpose. Strive to create the most vivid mental image that you can. Feel that if you were only to reach out before you you could in fact touch the visualized object/person, such is its richness of reality. Know that Pyramidic energy will help make it appear in your life.

Use This Pyramidic Energy Exercise to Help Develop the Power of Creative Imaging

Now that you have learnt, and hopefully understand, the basic facts behind the occult power of creative imaging you are now ready to begin developing its power.

The proper steps to take to activate the creative power of the ages within you are as follows:

1. Take the phone off the hook, turn off the television and radio and shut out all other distracting sounds from the immediate environment.
2. Darken the room, but have some illumination. If you wish you may light a single violet candle and burn some sweet incense.
3. Sit in a comfortable straight back chair and relax every muscle in your body by taking two or three deep breaths. Continue breathing this way until you can begin to feel all the tension and stress flowing from your body.
4. Recite the Pyramid Power Magick Incantation a total of nine times, either verbally or mentally.
5. Blank your mind of all distracting thoughts of any kind.
6. Create a mental image of that which it is you wish to achieve with the magickal rites and ceremonies behind Pyramidic energy, in your mind. See it as though it has now appeared in your life. That which is visualized shall come to pass through the motivating energies of Pyramidic energy.

To gain the maximum benefit from the creative power of the Occult Mind Centers you should spend at least ten minutes each day, in this relaxed, meditative atmosphere; imaging that which you wish to enjoy with your life – be it material success or emotional fulfillment, it matters little.

Creative visualization has the potential to make you rich, if you truly desire great wealth, and help you to attain your every goal in life. Have a strong, emotional desire for a specific material object such as a video cassette recorder, or a microwave oven, and then use creative imaging to focus all your pyramidic energies onto a special goal. You will then stimulate the correct pyramidic energies to draw your desire to you and make it come to pass.

THE AMAZING POWER OF PYRAMIDIC HIEROGLYPHICS

How would you like to possess the ability to focus your pyramidic energies on one object until it comes to you freely, as if by magic? Or be able to “will” material objects into existence . . . whenever you feel like it?

Here’s all you have to do.

Create a Pyramidic Scrapbook of Fulfillment to help crystallize a desire into solid reality through the motivating power of the Occult Mind Centers and creative imaging. Cut out colorful and detailed pictures from magazines of the material possessions you wish to enjoy, and paste them in the blank pages of an ordinary scrapbook. Then, as you perform the Pyramidic Energy Exercise to develop creative images as already given, take these colorful pictures (hieroglyphics), into the exercise sessions and spend five minutes studying said pictures, then a further five minutes imaging yourself with the desired object enjoying the happiness it will most assuredly give you.

This is what creative imaging is all about.

OPENING YOUR INVISIBLE OCCULT POWER EYES

Part 2: (B) Used to open the mind’s psychic third-eye.

Pyramid Power Magick Incantation

AUM – A – NU – BIS – AUM

This Pyramid Power Magick Incantation should be repeated nine times prior to beginning. If you have difficulty in developing this occultic power, the Incantation should be repeated until your inner psychic and occult powers become sufficiently energized to help draw your desires, dreams, and wishes to you in their tangible forms.

The mind's psychic third-eye is known in Pyramidic energy processes as: Your Invisible Occult Power Eyes. They are your Magickal Pyramidic energy eyes and they are a meta-physical extension of your "real" eyes, though, in this case, images are perceived without utilizing the optic nerves of the physical eyes. All creative imaging will be achieved and instigated through the use of your invisible occult power eyes.

Begin the Ritual by closing your eyes and relaxing.

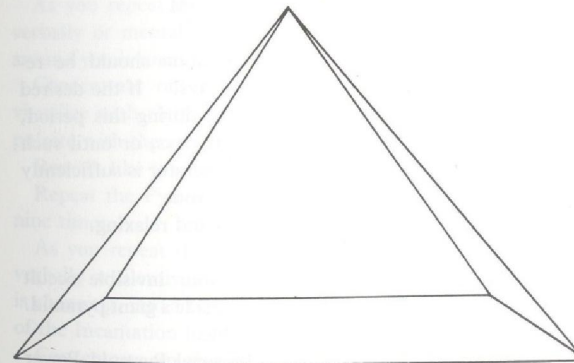
The proper steps to take to open your invisible occult power eyes are as follows:

1. Turn your complete attention to the exact center of your head, in line with the square-inch space between the two eyes, where the mind's psychic third-eye is located.
2. Now, using your heightened powers of creative imaging, visualize the all-seeing Eye of Horus at this spot and watch as it begins to glow with ancient power.
3. Next, breathe deeply to the count of three. Hold it to the count of three and exhale.
4. This inhaled mystic essence is your Pyramidic Lifeorce, known as Kundalini (the Fiery Serpent) by the Ancient Adepts, and it is this flow of Pyramidic Lifeorce which opens your invisible occult power eyes.
5. Now, to open your invisible occult power eyes, visualize a bright silver triangle at the exact center of your head – this is your Personal Pyramid Power Screen. In forthcoming chapters, you will learn how to turn it into a Magick Cash Machine with which to produce money when needed – but more of that later.
6. Recite the Pyramid Power Magick Incantation a total of nine times, either verbally or mentally.
7. For practice sessions at learning to use your invisible

occult power eyes, you can project specific mind images onto your own Personal Pyramid Power Screen, such as your ideal love mate in life. You can magickally attract this person into your life by reciting the following petition to the ancient Egyptian Gods:

"Hail to Thee, Anubis and Horus. Anubis all wise. Horus all knowing. I beseech Thee to show me a vision, of my future (person or thing), and ask of Thee to guide me, and grant me the knowledge by which I can make my wish fulfilled. With Thy help, so shall it be."

In just a few short moments, vision after brilliant vision will begin to flash before your invisible occult power eyes, on your Personal Pyramid Power Screen.



Your Personal Pyramid Power Generator



The Eye of Horus

CREATING YOUR PERSONAL PYRAMID POWER GENERATOR

Used in concentrating pyramidic energies which can then be used to accomplish the fulfillment of wishes.

Pyramid Power Magick Incantation
AUM - O - SI - RIS - AUM

This Pyramid Power Magick Incantation should be repeated nine times for a period of nine days. If the desired results are not realized and experienced during this period, repeat nine times for an additional nine days, or until such time your Personal Pyramidic Power Generator is sufficiently energized to materialize your desires for you.

Begin the Ritual by closing your eyes and relaxing.

Use the mind's psychic third-eye, your invisible occult power eyes, to visualize yourself sitting inside a giant pyramid. Image it clearly and as vividly as possible.

You are now sitting inside your Personal Pyramid Power Generator.

Concentrate on its interior.

It will be dark, and then begin to fill with a bright, white light.

Visualize this light flowing down and around you. Continue until it fills the interior of your Personal Pyramid Power Generator with white glowing light.

Recite the Pyramid Power Incantation a total of nine times. As you recite the Incantation, which can be done either verbally or mentally, imagine the brilliant white light around you is changing and becoming the bright golden color of the Sun, as you speak the words of the Incantation.

Concentrate on this bright, sparkling light, visualize it as clearly as possible and watch as it begins to pulsate with the Ancient Power of Pyramidic Energy.

Remain like this for two minutes.

Repeat the Pyramid Power Magick Incantation a total of nine times.

As you repeat the Incantation, which can be done either verbally or mentally, imagine the sparkling golden light all around you is turning blood red, as you recite the Incantation.

Concentrate on this blood red light surrounding you, visualize with clarity and watch it as it begins to throb and pulsate with the vibration of ancient magickal forces.

Remain like this for two minutes.

Repeat the Pyramid Power Magick Incantation a total of nine times.

As you repeat the Incantation, which can be done either verbally or silently, imagine the blood red light all around you is changing, into a beautiful sky blue, as you speak the words of the Incantation to the Egyptian God of the Sun.

Concentrate on this beautiful sky blue light, visualize it clearly, and watch as it begins to pulsate with the creative power force of the Ancient Egyptian Magi.

Remain like this for two minutes.

Repeat the Pyramid Power Magick Incantation a total of nine times.

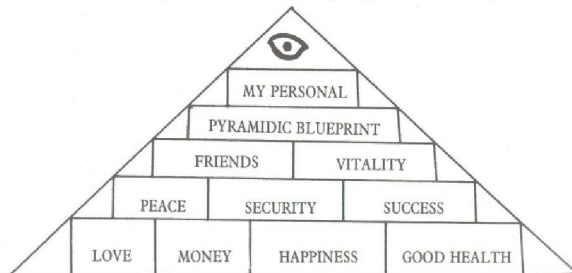
As you repeat the Incantation, which can be done either verbally or mentally if you may be overheard, imagine the sky blue light surrounding you is changing and becoming a bright yellow light.

Remain like this for two minutes.

Congratulations! You have just joined the ranks of the Ancient Ones from ages past! You are now ready to begin using Pyramid Power Rituals to help shape the future in accordance with your secret dreams, wishes and desires. This, in turn, will help increase the supply of Pyramidic Energy in your life.

HOW TO FOCUS PYRAMIDIC ENERGY

To help focus the magickal forces of Pyramidic Energy on specific areas of your life, it is a good idea to make a Pyramidic Blueprint, of all things you wish to achieve out of life with this ancient, miracle-working power force. Include all those individual dreams and goals you wish to realize on a short term basis as well as your more long term goals in life.



Make a habit of reviewing the entire contents of your Personal Pyramidic Blueprint of Destiny a total of nine times prior to the beginning of any Pyramid Power Magick Spell or Ritual to be found in this book. This will help to stimulate the correct vibrations, of Pyramidic Energy, with which to produce the desired results in the quickest possible time.

Also, read through your desires three times in the morning, as you awake, three times at midday, as you relax, and once again at night, just prior to sleep, making a total of nine times in all.

By doing this on a regular daily basis, in conjunction with an individual spell or ritual, can help to energize the Seven Occult Mind Centers to bring about the fulfillment of one's wishes.

THE RITUAL OF THE TALISMANS OF THE SAGE OF THE PYRAMIDS

Used to help bring about the gradual fulfillment of dreams, hopes, and wishes through the Pyramidic Energy contained in these ancient symbols of occult power.

Pyramidic Power Magick Incantation
AUM - IS - IS - AUM

This Pyramid Power Magick Incantation should be repeated nine times for a period of nine days. If the desired results are not realized and experienced during this period, repeat nine times for an additional nine days, or until such time your Personal Pyramidic Power Generator is sufficiently energized to materialize your desires for you.

This book is filled with ultimately powerful Pyramidic Talismans of occult power, which have been based on actual

talismans discovered, or so the story goes, in the Great Pyramid of Gizeh, by a young Frenchman during the eighteenth century. The whole incredible story can be found in an exotic magickal text – entitled, *'The Black Pullet'*.

Should occult trivia buffs be interested, the grimoire's original title was:

"The Black Pullet, or the Hen with the Golden Eggs, comprising the science of Magickal Talismans and Rings, the art of necromancy and of the Kabalah, for the conjuration of aerial, and infernal spirits, of Sylphs, Undines and Gnomes, serviceable for the acquisition of the secret sciences, for the discovery of treasures, for obtaining power to command all beings – and to unmask all sciences and bewitchments. The whole following the doctrines of Socrates, Pythagoras, Zoroaster, Son of the Grand Aromasis, and other philosophers whose works in MS form escaped the conflagration of the library of the Ptolemy. Translated from the language of the Magi and that of the Hieroglyphics found by the doctors Mizzaboula–Jabamia, Danhuzerus, Nehmahmiah, Judahim, and Eliaeb. Rendered into French by A.J.S.D.R.L.G.F."

The text was originally published in Egypt, circa 1740.

Prior to commencement of the Ritual, obtain a piece of plain white, unmarked paper and draw upon it the Egyptian hieroglyphics required in the Ritual, using ordinary everyday items to create the small magickal talisman. Black ink should be used. You are now ready to begin drawing magickal power into your life.

Begin the Ritual by closing your eyes and relaxing.

Use the mind's psychic third-eye, your invisible occult power eyes, to visualize your Personal Pyramid Power Generator. Visualize it as vividly and clearly as possible.

Concentrate on its interior.

It will be dark, and then begin to fill with a bright, white light.

Visualize this light flowing down and around you. Continue until it fills the interior of your Personal Pyramid Power Generator with white glowing light.

Recite the Pyramid Power Magick Incantation a total of nine times.

As you recite the Incantation, which can be done either verbally or mentally, imagine the brilliant white light all around you is changing and becoming a beautiful sky blue color, as you recite the Incantation to Isis, Egyptian Goddess of Magick.

Concentrate on the beautiful blue light, visualize it clearly – and watch as it begins to throb and pulsate with the ancient magick powers of Egypt and the Pyramids.

Intone:

"Blessed Isis, divine mother and priestess of the magickal arts, I call Thee to come to me at this hour and on this day, to charge this talisman with Thy own celestial power – with only my good in mind. Know, Thou Priestess – who is known by a thousand unspoken names of ancient tongues – that this is my desire. So shall it be."

Now as you sit for a few minutes, enjoying the positive vibrations, imagine the beautiful blue light all around you, starting to gradually decrease in size, as it starts to flow into the talisman you should be holding in your hands. Using your heightened powers of imaging try to visualize the

talisman to be glowing, getting brighter and brighter until it reaches a blinding brilliance. (As this is all taking form in your imagination, there is no danger of it causing you any real pain.)

Your piece of paper is now a very powerful magickal tool.

Your secret dreams and wishes should be on their way to you, almost immediately.

Carry or wear your Pyramidic Talisman on your person at all times.

Repeat the entire Ritual as and when needed for the fulfillment of other secret dreams and schemes.

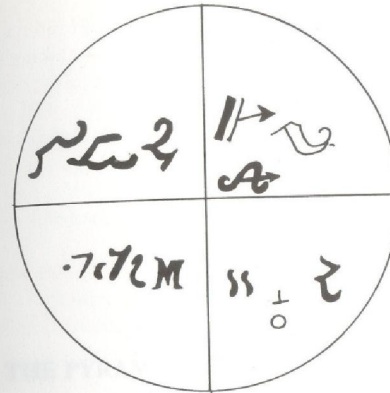
Note: For those not wishing to create an actual talisman in the traditional way, may, if they so wish, simply create a clear mental image of the chosen talisman and, while reciting the call to Isis, visualize said image glowing with the high accumulation of ancient Pyramidic Energy released through the Ritual.

This then, is the complete Ritual of the Talismans of the Sage of the Pyramids.

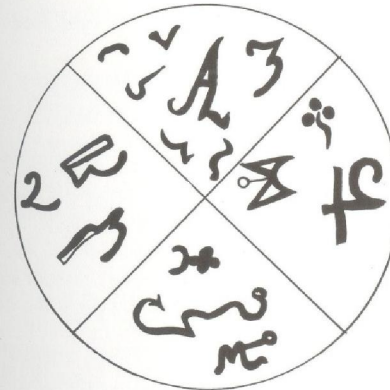
THE JOURNEY BACK

As you begin to immerse yourself totally in the spells and rituals contained in this book, you will find yourself entering the peace and tranquility of occult reverie. You should give your Occult Mind, this positive command: "I shall automatically return to the surroundings of my physical reality at the tenth minute. So shall it be."

This command should be given prior to commencement of any spell or ritual incorporating the Personal Pyramid Power Generator.



Talisman to Discover Secret Enemies



Talisman to Win at Gambling

Chapter Two

**THE PYRAMID POWER INITIATION
CEREMONY**

Pyramid Power Initiation Process Part Two

Chapter Two is a continuation of Chapter One, and is intended to be used by those wishing to gain insight into the Ancient Mysteries of the Pyramids.

Part 3: (C) Used to enter the Third Stage of Initiation.

Part 4: (D) Used to enter the Fourth Stage of Initiation.

Part 5: (E) Used to enter the Fifth Stage of Initiation.

Part 6: (F) Used to enter the Sixth Stage of Initiation.

Part 7: (G) Used to enter the Seventh Stage of Initiation.

Part 8: (H) Used to enter the Eighth Stage of Initiation.

Part 9: (I) Used to enter the Ninth Stage of Initiation.

Part 10: (J) Used to enter the Tenth Stage of Initiation.

Part 11: (K) Used to enter the Eleventh Stage of Mystical Initiation into the Ancient Mysteries.

Pyramid Power Magick Incantations

AUM - O - SI - RIS - AUM AUM - IS - IS - AUM
AUM - HO - RUS - AUM AUM - B - AST - AUM
AUM - TH - OTH - AUM AUM - HA - THOR - AUM
AUM - NEB - HET - AUM AUM - P - TAH - AUM
AUM - A - NU - BIS - AUM

Pyramid Power Image

Your Personal Pyramid Power Generator

Pyramid Power Rays

Deep Gold - Sky Blue - Yellow Gold
Turquoise - Bright Silver - Copper
Pale Green - Violet - Terracotta

Permits you to stimulate the correct Pyramid vibrations with which to gain a mystical insight into the Ancient Mysteries of the Pyramids.

THE POWER OF THE MYSTERIES

The high priests and followers of the ancient Egyptian system of magickal philosophy taught that there exists three, and only three, levels of reality awareness, which a person may perceive during that brief journey through life. The first level pertains to that of the material world, the dimension in which man exists, which is comprised of the physical universe and the conscious mind of the individual. It is governed and controlled by the limitations of both space and time, and is very restricted in its potential to produce mystic happenings. Since this first level of awareness deals only with the things of a material nature - those things which can be seen, felt, touched, and ultimately possessed - to

influence such materially or physically produced objects of desire requires the motivating power of physical action, rather than magickal power.

The second level of awareness pertains to the dimension of, what is known here as Pyramidic Energy, which is of neither a positive or negative polarity, existing simply as pure unadulterated power and energy. Occult groups and magickal fraternities of both past and present generations have, through the solemn use of magickal rituals and ceremonies, transcended the physical limitations of the material 'here and now', to tap this vast ocean of magickal power to perform seeming miracles of health, wealth, and happiness. The initial contacts, with this astounding power-source, were accidental, causing madness and destruction to those unfortunate enough to release it in its uncontrolled state. Slowly, the ancient Mystic Masters discovered how to focus the energy on specific areas of material existence. Gigantic storehouses of Pyramidic Energy were constructed throughout the whole of the ancient world, one such storehouse being Stonehenge in England; but the ancient secrets of commanding love, happiness, prosperity, and peace of mind with this incredible power were lost, and are only just now beginning to be rediscovered.

The third level pertains to the invisible dimension of Ra, Supreme God of the ancient Egyptians. It is here, within this mystical void – where dwells the very Forces of Creation behind all things materially and metaphysically orientated, that the ancient Egyptian Gods live on in perpetual harmony. This is what the ancients called the 'Secret of Secrets'; an all-powerful dimension of intelligent thought capable of transforming and shaping the spiritual life force into any material or metaphysical form it chooses. The mystical

presence of Ra is manifest in all things, and all things are as one with this Supreme God of the ancient Egyptians.

The three levels of reality awareness dealt with above are each dependent upon the other, permeating the entire universe and are in a constant state of occupying the same physical spaces, but existing at different levels of vibration and power.

THE CALL TO OSIRIS

Part 3: (C) Used to enter the Third Stage of Initiation.
Pyramid Power Magick Incantation
AUM – O – SI – RIS – AUM

This Pyramid Power Magick Incantation should be repeated nine times for a period of nine days. If the desired results are not realized during this period – repeat nine times for an additional nine days, or until such time your Personal Pyramid Power Generator becomes sufficiently energized to provide you with an insight into the Ancient Mysteries of the Pyramids.

Begin the Ritual by closing your eyes and relaxing.

Use the mind's psychic third-eye, your invisible occult power eyes, to visualize your Personal Pyramid Power Generator. Visualize it as vividly and clearly as possible.

Concentrate on its interior.

It will be dark, then begin to fill with a bright, white light.

Visualize this light flowing down and around you. Continue until it fills the interior of your Personal Pyramid Power Generator with white glowing light.

Recite the Pyramid Power Magick Incantation a total of nine times.

As you recite the Incantation, which can be done either verbally or mentally, imagine the brilliant white light all around you is changing and becoming a sparkling, deep golden light, as you speak the words of the Incantation.

Concentrate on this sparkling, golden light, visualize it as clearly as you can and watch as it begins to pulsate with the powerful forces of Osiris, Egyptian Spirit of the Sun.

You are now ready to begin absorbing into your life the virtues and qualities associated with this particular spirit-force. Concentrate on the golden light, breathing deeply as you do so, until it becomes part of your consciousness.

In short – *become the light!*

Intone:

“Hail, Osiris! Spirit of the Sun, I call Thee forth from Thy place at the centre of Heaven to give me wisdom and compassion in this and all my dealings with others. Assist me, Lord Osiris, Thy humble servant, to know the love and understanding of the Infinite Void which is Thy celestial kingdom.”

Now as you sit for a few minutes, enjoying the positive vibrations, imagine Lord Osiris to be emerging from the midst of the golden energy field filling the interior of your Personal Pyramidic Power Generator. Visualize Osiris with a green-colored face, dressed in white, carrying a crook and flail. He walks up to you and hands you his symbol, a Djed.

Reach out, with your imagination, and take hold of the Djed – grasp it tightly and refuse to let it go. Get involved with the Djed – using your heightened powers of creative imaging, proceed to examine it upon every side, using your invisible occult power eyes to do this. Proceed to touch and feel the Djed, it is real. Absorb it into your very being as you do this.

It is at this point that you must focus your complete attention on the Ritual – and what it is you wish to achieve. No other thoughts must be allowed to enter your mind.

Note: For your convenience, and to aid in visualizing the Djed, the symbol of Osiris has been reproduced in the Appendix to this book.

THE CALL TO ISIS

Part 4: (D) Used to enter the Fourth Stage of Initiation.

Pyramid Power Magick Incantation

AUM – IS – IS – AUM

This Pyramid Power Magick Incantation should be repeated nine times for a period of nine days. If the desired results are not realised during this period – repeat nine times for an additional-nine days, or until such time your Personal Pyramid Power Generator becomes sufficiently energized to provide you with an insight into the Ancient Mysteries of the Pyramids.

Begin the Ritual by closing your eyes and relaxing.

Use the mind's psychic third-eye, your invisible occult power eyes, to visualize your Personal Pyramid Power Generator. Visualize it as vividly and clearly as possible.

Concentrate on its interior.

It will be dark, and then begin to fill with a bright, white light.

Visualize this light flowing down and around you. Continue until it fills the interior of your Personal Pyramid Power Generator with white glowing light.

Recite the Pyramid Power Magick Incantation a total of nine times.

As you recite the Incantation, which can be done either verbally or mentally, imagine the brilliant white light all around you is changing and becoming a beautiful shade of sky blue light, as you say the words of the Incantation.

Concentrate on this beautiful, sky blue light, visualize it as clearly as you can and watch as it begins to pulsate with the ancient power of Isis, Egyptian Spirit of the Moon.

You are now ready to begin absorbing into your life the virtues and qualities associated with this particular spirit-force. Concentrate on the sky blue ray, breathing deeply as you do so, until it becomes part of your consciousness.

In short – *become the light!*

Intone

“Blessed Isis, Spirit of the Moon, I call Thee forth from Thy abode among the stars, to give me comfort and solace during the darkest hour of night, be my comforter and lover during my times of affliction. Assist me, I who summons Thee, to know the bliss of Thy divine love.”

Now as you sit for a few minutes, enjoying the positive vibrations, imagine Blessed Isis to be emerging from the midst of the sky blue ray field filling the interior of your Personal Pyramidic Power Generator. Visualize Isis as a highly civilized being, wearing the symbol of Aset upon her head, and carrying corn in her hands. She walks up to you and hands you her symbol – the Buckle.

Reach out, with your imagination, and take hold of the Buckle. Hold it tightly and refuse to let it go. Get involved with the Buckle using your heightened powers of creative imaging, proceed to examine it upon every side, using your invisible occult power eyes to do this. Proceed to touch

and feel the Buckle, it is real. Absorb it into your being as you do this.

It is at this point that you must focus your complete attention on the Ritual – and what it is you wish to achieve. No other thoughts must be allowed to enter your mind.

Note: For your convenience, and to aid visualization, the symbol of Isis has been reproduced in the Appendix to this book.

THE CALL TO HORUS

Part 5: (E) Used to enter the Fifth Stage of Initiation.
Pyramid Power Magick Incantation
AUM – HO – RUS – AUM

This Pyramid Power Magickal Incantation should be repeated nine times for a period of nine days. If the desired results are not realized during this period – repeat nine times for an additional nine days, or until such time your Personal Pyramid Power Generator becomes sufficiently energized to provide you with an insight into the Ancient Mysteries of the Pyramids.

Begin the Ritual by closing your eyes and relaxing.

Use the mind's psychic third-eye, your invisible occult power eyes, to visualize your Personal Pyramid Power Generator. Visualize it as vividly and clearly as possible.

Concentrate on its interior.

It will be dark, and then begin to fill with a bright, white light.

Visualize this light flowing down and around you. Continue until it fills the interior of your Personal Pyramid Power Generator with white glowing light.

Recite the Pyramid Power Magick Incantation a total of nine times.

As you recite the Incantation, which can be done either verbally or mentally, imagine the brilliant white light all around you is changing and becoming a bright yellow light.

Concentrate on this bright, yellow light, visualize it clearly, and watch as it begins to throb and pulsate to the ancient vibrations that occult lore has associated with Horus, Egyptian Spirit of Jupiter, and son of Isis.

You are now ready to begin absorbing into your life the virtues and qualities associated with this particular spirit-force. Concentrate on the yellow light, breathing deeply as you do so, until it becomes part of your consciousness.

In short – *become the light!*

Intone:

“Radiant Horus, son of Isis, spirit of the silent giant, I call Thee forth from Thy father’s side, to grant me harmony and freedom from pain, be my armour against the darkness in which dwells Set. Assist me, this mortal who doth calls Thee, help me to know the glory of Thy radiance.”

Now as you sit for a few minutes, enjoying the positive vibrations, imagine Radiant Horus to be emerging from the midst of the yellow beam field filling the interior of your Personal Pyramidic Power Generator. Visualize Horus as an avenging warrior, extremely handsome, carrying a hawk on his shoulder. He walks up to you and hands you his symbol, the legendary Eye of Horus.

Reach out, with your imagination, and take hold of the symbol. Hold it tightly and refuse to let it go. Get involved with the symbol using your heightened powers of creative imaging, proceed to examine it upon every side, using

your invisible occult power eyes to do this. Proceed to touch and feel the Eye of Horus, it is real. Absorb it into you, as you do this.

It is at this point that you must focus your complete attention on the Ritual – and what it is you wish to achieve. No other thoughts must be allowed to enter your mind.

Note: For your convenience, and to aid in correct visualization the symbol of Horus is reproduced in the Appendix to this book.

THE CALL TO BAST

Part 6: (F) Used to enter the Sixth Stage of Initiation.

Pyramid Power Magick Incantation

AUM – B – AST – AUM

This Pyramid Power Magick Incantation should be repeated nine times for a period of nine days. If the desired result are not realised during this period – repeat nine times for an additional nine days, or until such time your Personal Pyramid Power Generator becomes sufficiently energized to provide you with an insight into the Ancient Mysteries of the Pyramids.

Begin the Ritual by closing your eyes and relaxing.

Use the mind’s psychic third-eye, your invisible occult power eyes, to visualize your Personal Pyramid Power Generator. Visualize it as vividly and clearly as possible.

Concentrate on its interior.

It will be dark, and then begin to fill with a bright, white light.

Visualize this light flowing down and around you. Con-

tinue until it fills the interior of your Personal Pyramid Power Generator with white glowing light.

Recite the Pyramid Power Magick Incantation a total of nine times.

As you recite the Incantation, which can be done either verbally or mentally, imagine the brilliant white light all around you is changing and becoming a bright turquoise light.

Concentrate on this turquoise-colored light, visualize it clearly, and watch as it begins to pulsate with the powerful vibrations of the Egyptian Goddess, Bast, Spirit of Venus, daughter of Isis and Osiris, Sister of Horus. She who walks the earth as a cat.

You are now ready to begin absorbing into your life the virtues and qualities associated with this particular spirit-force. Concentrate on the turquoise light, breathing deeply as you do, until it becomes part of your consciousness.

In short – *become the light!*

Intone:

“Beloved Bast, daughter of Isis, spirit of joy, I call Thee to come forth from Thy abode among the fiery firmament, to give me a gift of love and caring for all Thy children, be my barrier against adversity. Assist me, Beloved Bast, to know the beauty of Thy countenance.”

Now as you sit for a few minutes, enjoying the positive vibrations, imagine Beloved Bast, to be emerging from the midst of the glowing ray field filling the interior of your Personal Pyramid Power Generator. Visualize Beloved Bast as a cat-headed goddess, carrying a Sistrum, an assortment of cats at her feet. She walks up to you and hands you her sistrum.

Reach out, with your imagination, and take hold of the

Sistrum. Hold it tightly and refuse to let it go. Get involved – use your heightened powers of creative imaging, proceed to examine it upon every side, using your invisible occult power eyes to do this. Proceed to touch and feel the Sistrum, it is real. Absorb it into yourself, as you do this.

It is at this point that you must focus your complete attention on the Ritual – and what it is you wish to achieve. No other thoughts must be allowed to enter your mind.

Note: For your convenience, and to aid in correct visualization the symbol of Bast is reproduced in the Appendix of this book.

THE CALL TO THOTH

Part 7: (G) Used to enter the Seventh Stage of Initiation.

Pyramid Power Magick Incantation

AUM – TH – OTH – AUM

This Pyramid Power Magick Incantation should be repeated nine times for a period of nine days. If the desired results are not realized during this period – repeat nine times for an additional nine days, or until such time your Personal Pyramid Power Generator becomes sufficiently energized to provide you with an insight into the Ancient Mysteries of the Pyramids.

Begin the Ritual by closing your eyes and relaxing.

Use the mind’s psychic third-eye, your invisible occult power eyes, to visualize your Personal Pyramid Power Generator. Visualize it as vividly and clearly as possible.

Concentrate on its interior.

It will be dark, and then begin to fill with a bright, white light.

Visualize this light flowing down and around you. Continue until it fills the interior of your Personal Pyramid Power Generator with white glowing light.

Recite the Pyramid Power Magick Incantation a total of nine times.

As you recite the Incantation, which can be done either verbally or mentally, imagine the brilliant white light all around you is changing and becoming a shimmering, silver light.

Concentrate on this shimmering, silver light, visualize it clearly, and watch as it begins to pulsate with the ancient vibrations of Thoth the Egyptian God of Wisdom and Learning.

You are now ready to begin absorbing into your life the virtues and qualities associated with this particular spirit-force. Concentrate on the bright silver light, breathing deeply, until it slowly becomes the very essence of your consciousness.

In short – *become the light!*

Intone:

“Hail, Thoth! Keeper of the Akashic records, Lord of time, I call Thee forth from Thy place at the side of Gods, to give me mental clarity and will power, to make my journey through life so better and easier, that it becomes unto a dream. Assist me, Lord of Time, to know Thy wisdom always.”

Now as you sit for a few minutes, enjoying the positive vibrations, imagine Lord Thoth to be emerging from the midst of the silver energy field filling the interior of your Personal Pyramid Power Generator. Visualize Thoth as an

ibis-headed man, carrying a white feather, along with a set of scales. He walks up to you and hands you his symbol, the Caduceus.

Reach out, with your imagination, and take hold of the Caduceus and hold it tightly. Refuse to let it go. Get involved with this gift from Thoth. Using your heightened powers of creative imaging, examine it on every side, using your invisible occult power eyes to do this. Proceed to touch and feel the Caduceus, it is real. Absorb it into your being, as you do this.

It is at this point that you must focus your complete attention on the Ritual – and what it is you wish to achieve. No other thoughts must be allowed to enter your mind.

Note: For your convenience, and to aid in visualizing the Caduceus, this symbol of Thoth is reproduced in the Appendix of this book.

THE CALL TO HATHOR

Part 8: (H) Used to enter the Eighth Stage of Initiation.

Pyramid Power Magick Incantation

AUM – HA – THOR – AUM

This Pyramid Power Magick Incantation should be repeated nine times for a period of nine days. If the desired results are not realized and experienced during this time – repeat nine times for an additional nine days, or until such time your Personal Pyramid Power Generator becomes sufficiently energized to provide you with an insight into the Ancient Mysteries of the Pyramids.

Begin the Ritual by closing your eyes and relaxing.

Use the mind's psychic third-eye, your invisible occult

power eyes, to visualize your Personal Pyramid Power Generator. Visualize it as vividly and clearly as possible.

Concentrate on its interior.

It will be dark, and then begin to fill with a bright, white light.

Visualize this light flowing down and around you. Continue until it fills the interior of your Personal Pyramid Power Generator with white glowing light.

Recite the Pyramid Power Magick Incantation a total of nine times.

As you recite the Incantation, which can be done either verbally or mentally, imagine the brilliant white light all around you is changing and becoming the color of polished copper, as you say the words of the Incantation.

Concentrate on this copper-colored light, visualize it clearly, and watch as it begins to throb and pulsate with the ancient vibrations of Hathor, Egyptian Goddess of Beauty, Spirit of Venus and Uranus.

You are now ready to begin absorbing into your life the virtues and qualities associated with this particular spirit-force. Concentrate on the copper-colored light, breathing deeply, until it slowly becomes the very essence of your consciousness.

In short – *become the light!*

Intone:

“Gracious Hathor, queen of the morning light, enemy of the dark world of Set, I call Thee forth – from wheresoever Thee may be – to give me strength with which to carry on in the face of adversity. Assist me, Thy most humble of mortal servants, to realize my goals and understand the music of the spheres.”

Now as you sit for a few minutes, enjoying the positive vibrations, imagine Gracious Hathor to be emerging from the midst of the copper light filling the interior of your Personal Pyramid Power Generator. Visualize Hathor as a warrior goddess, strikingly beautiful, holding a leaf from a sycamore tree. She walks up to you and hands you a mirror. This is the Mirror of Hathor.

Reach out, with your imagination, and take hold of the mirror and hold it tightly and refuse to let it go. Get involved with the mirror using your heightened powers of creative imaging, proceed to touch and feel the mirror, it is real. Absorb it into your being as you do this.

It is at this point that you must focus your complete attention on the Ritual – and what it is you wish to achieve. No other thoughts must be allowed to enter your mind.

Note: For your convenience, and to aid in visualizing the mirror, a reproduction of the Mirror of Hathor is in the Appendix of this book.

THE CALL TO NEBHET

Part 9: (I) Used to enter the Ninth Stage of Initiation.

Pyramid Power Magick Incantation

AUM – NEB – HET – AUM

This Pyramid Power Magick Incantation should be repeated nine times for a period of nine days. If the desired results are not realized during this period – repeat nine times for an additional nine days, or until such time your Personal Pyramid Power Generator becomes sufficiently energized to

provide you with an insight into the Ancient Mysteries of the Pyramids.

Begin the Ritual by closing your eyes and relaxing.

Use the mind's psychic third-eye, your invisible occult power eyes, to visualize your Personal Pyramid Power Generator. Visualize it as vividly and clearly as possible.

Concentrate on its interior.

It will be dark, and then begin to fill with a bright, white light.

Visualize this light flowing down and around you. Continue until it fills the interior of your Personal Pyramid Power Generator with white glowing light.

Recite the Pyramid Power Magick Incantation a total of nine times.

As you recite the Incantation, which can be done either verbally or mentally, imagine the brilliant white light all around you is changing and becoming a pale green light, as you speak the words of the Incantation to Nebhet.

Concentrate on this pale green light, visualize it clearly, and then watch as it begins to throb and pulsate to the ancient Pyramidal Power associated with the Dark Goddess Nebhet, sister and wife of Set.

You are now ready to begin absorbing into your life the virtues and qualities associated with this particular spirit-force. Concentrate on the pale green light, breathing deeply, until it becomes part of your consciousness.

In short – *become the light!*

Intone:

"Mysterious Nebhet, spirit of darkness, sister and wife of Set, I call Thee forth from Thine own world of darkness and obscurity, to grant me tranquility

and peace of mind, so my world will be free from torment of mind and soul on this day of Initiation."

Now as you sit for a few minutes, enjoying the positive vibrations, imagine Dark Nebhet to be emerging, from the midst of the green energy field filling the interior of your Personal Pyramid Power Generator. Visualize Nebhet as carrying a container on her head, dressed in green and silver. She walks up to you and hands you her symbol – the Chalice or Lotus.

Reach out, with your imagination, and take hold of the Chalice. Hold it tightly and refuse to let it go. Get involved with the Chalice. Use your heightened powers of creative imaging, proceed to examine it upon every side, using your invisible occult power eyes to do this. Proceed to touch and feel the Chalice, it is real. Absorb it into yourself, as you do this.

It is at this point that you must focus your complete attention on the Ritual – and what it is you wish to achieve. No other thoughts must be allowed to enter your mind.

Note: For your convenience, and to aid in visualizing the Chalice – this symbol of Nebhet is reproduced in the Appendix of this book.

THE CALL TO PTAH

Part 10: (J) Used to enter the Tenth Stage of Initiation.

Pyramid Power Magick Incantation

AUM – P – TAH – AUM

This Pyramid Power Magick Incantation should be repeated nine times for a period of nine days. If the desired

results are not realized during this period – repeat nine times for an additional nine days, or until such time your Personal Pyramid Power Generator becomes sufficiently energized to provide you with an insight into the Ancient Mysteries of the Pyramids.

Begin the Ritual by closing your eyes and relaxing.

Use the mind's psychic third-eye, your invisible occult power eyes, to visualize your Personal Pyramid Power Generator. Visualize it as vividly and clearly as possible.

Concentrate on its interior.

It will be dark, and then begin to fill with a bright, white light.

Visualize this light flowing down and around you. Continue until it fills the interior of your Personal Pyramid Power Generator with white glowing light.

Recite the Pyramid Power Magick Incantation a total of nine times.

As you recite the Incantation, which can be done either verbally or mentally, imagine the brilliant white light all around you is changing and becoming an exotic shade of violet, as you recite the words of the ancient Incantation to Ptah, grand designer of the material universe.

Concentrate on this exotic violet light field, visualize it clearly, and then watch as it gradually begins to throb and pulsate with the ancient vibrations of power possessed by Divine Ptah, architect of the cosmos.

You are now ready to begin absorbing into your life the virtues and qualities associated with this particular spirit-force. Concentrate on the violet light, breathing deeply as you do so, until it becomes part of your consciousness.

In short – *become the light!*

Intone:

“Divine Ptah, master designer of the universe, loyal servant of Lord Osiris, I call Thee now to come forth from Thy place in the Triad, to give my life stability and a firm foundation, upon which to build my future, so that I, who calls Thee, may know security in all things.”

Now as you sit for a few minutes, enjoying the positive vibrations, imagine Divine Ptah to be emerging from the midst of the violet energy field filling the interior of your Personal Pyramid Power Generator. Visualize Ptah as a gentle artisan God with Masonic associations. Ptah walks up to you and hands you his symbol – the tools of a Mason, which you accept, gladly.

Reach out, with your imagination, and take hold of the tools. Hold them tightly and refuse to let them go. Get involved with the tools. Use your heightened powers of creative imaging, proceed to examine them upon every side, using your invisible occult power eyes to do this. Proceed to touch and feel the tools, they are real. Absorb them into yourself, as you do this.

It is at this point that you must focus your complete attention on the Ritual – and what it is you wish to achieve. No other thoughts must be allowed to enter your mind.

Note: For your convenience, and to aid in visualization, any type of tool (s) may be incorporated into the appropriate stage of above.

THE CALL TO ANUBIS

Part 11: (K) Used to enter the Eleventh Stage of Initiation.
Pyramid Power Magick Incantation
AUM – A – NU – BIS – AUM

This Pyramid Power Magick Incantation should be repeated nine times for a period of nine days. If the desired results are not realized during this period – repeat nine times for an additional nine days, or until such time your Personal Pyramid Power Generator becomes sufficiently energized to provide you with an insight into the Ancient Mysteries of the Pyramids.

Begin the Ritual by closing your eyes and relaxing.

Use the mind's psychic third-eye, your invisible occult power eyes, to visualize your Personal Pyramid Power Generator. Visualize it as vividly and clearly as possible.

Concentrate on its interior.

It will be dark, and then begin to fill with a bright, white light.

Visualize this light flowing down and around you. Continue until it fills the interior of your Personal Pyramid Power Generator with white glowing light.

Recite the Pyramid Power Magick Incantation a total of nine times.

As you recite the Incantation, which can be done either verbally or mentally, imagine the brilliant white light all around you is changing and becoming a terracotta-colored light, as you speak the words of the ancient Incantation to Anubis, Messenger of the Gods.

Concentrate on this terracotta-colored light, visualize it as clearly as you can, and then watch as it begins to throb and

pulsate with the Pyramidic Power associated with the all-knowing Anubis, traveller between worlds.

You are now ready to begin absorbing into your life the virtues and qualities associated with this particular spirit-force. Concentrate on the terracotta light, breathing deeply as you do until it becomes part of your consciousness.

In short – *become the light!*

Intone:

“All-knowing Anubis, Thou who walketh between the worlds, guiding the lost safely to their appointed places, I call Thee forth from the Infinite Void, to give me guidance and protection at all times and in all my ventures – both material and emotional, Divine Anubis.”

Now as you sit for a few minutes, enjoying the positive vibrations, imagine Anubis to be emerging from the midst of the terracotta-colored field filling the interior of your Personal Pyramid Power Generator. Visualize Anubis as jackal-headed man. He walks up to you and hands to you his symbol – a small Sarcophagus or Column, which you must receive with great pleasure.

Reach out, with your imagination, and take hold of the Column. Hold it tightly and refuse to let it go. Get involved with the Column using your heightened powers of creative imaging, proceed to examine it upon every side, using your invisible occult power eyes to do this. Proceed to touch and feel the Column or Sarcophagus, it is real.

Absorb the symbol into your very being.

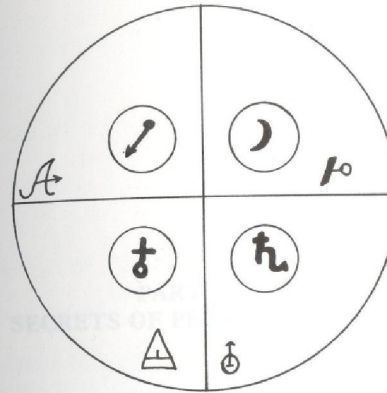
It is at this point that you must focus your complete attention on the Ritual – and what it is you wish to achieve. No other thoughts must be allowed to enter your mind.

Note: For your convenience, and to aid in visualizing the

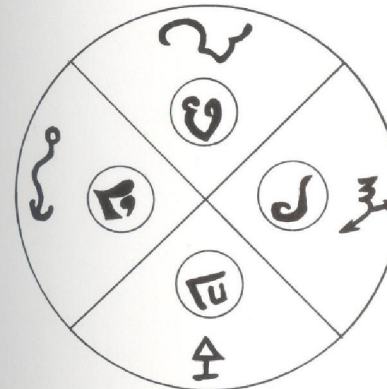
Column, a reproduction of Anubis's symbol is in the Appendix to this book.

ANCIENT EGYPTIAN MAGICK CAN TRANSFORM YOUR LIFE

The initial stages of Initiation into the Sacred Art of Powerful Egyptian Magick are now behind you, and it becomes no less difficult as you go along. Decide on a time and a place for your Pyramid Power Magick Spells and Rituals and carry them out daily. In Chapter Three you will be shown how to enlist the help and assistance of Powerful, Beneficial Egyptian Deities for the fulfilment of every last dream, desire, and wish you have ever had.



Talisman to Gain Secret Knowledge



Talisman to Discover Treasures

PART TWO
SECRETS OF PERSONAL POWER

PYRAMID POWER SYSTEM
TO GAIN RICHES AND

Pyramid Power
Your Personal Pyramid
Pyramid Power
Gold - Sky Blue
Copper - Silver

Permits you to simulate the
required for the future
which

How Michael E. Received So
Power

Chapter Three

PYRAMID POWER SPELLS AND RITUALS TO GAIN RICHES AND MASTERY OVER LIFE

to support, and had been for
practical assistance
Michael would, whenever he
on Pyramid Power
During one of the
audience how
which I
happiness and
workings of
to be
of the
of the
of the
of the
of the

Pyramid Power Materialization Process

- Part 1: (A) Used to attract large sums of money.
- Part 2: (B) Used to receive unexpected gifts.
- Part 3: (C) Used to become a success in life.
- Part 4: (D) Used to discover hidden treasure.
- Part 5: (E) Used to attract love and romance.
- Part 6: (F) Used to find lost objects.
- Part 7: (G) Used to gain secret knowledge.

Pyramid Power Magick Incantations

AUM - O - SI - RIS - AUM (Egyptian Spirit of the Sun)
AUM - IS - IS - AUM (Egyptian Spirit of the Moon)
AUM - GEB - LA - AUM (Egyptian Spirit of the Earth)
AUM - HA - THOR - AUM (Egyptian Spirit of Venus)
AUM - AN - U - BIS - AUM (Egyptian Spirit of Pluto)
AUM - NEB - HET - AUM (Egyptian Spirit of Neptune)

Pyramid Power Image
Your Personal Pyramid Power Generator
Pyramid Power Rays
Gold - Sky Blue - Lush Green
Copper - Silver - Pale Green

Permits you to stimulate the correct Pyramidic Vibrations required for the future fulfillment of dreams, hopes and wishes.

How Michael E. Received \$100,000 With Magick Pyramid Power

Michael E., of New York City, believed that the sum of \$100,000 would bring him financial security and peace of mind, which he desired to draw into his life experiences. His need was genuine, for he had a wife and a teenage family to support, and had been forced on to welfare in order to provide for them.

Michael would, whenever he could afford it, attend classes on Pyramid Power, a subject he found quite fascinating. During one of the lectures, the speaker revealed to his captive audience how Pyramidic Power - and the Mystical Energies upon which it is based - could be used to draw riches, happiness and success into one's life, and advised them to begin utilizing this miraculous power force to draw to them the large sums of money which they truly believed they needed for overall financial security.

At first, Michael was enthralled by the prospect of virtually commanding riches to appear in his life from out of nowhere; seeing in it that which he desired above all else, a means of escaping from the money flow problems he was experiencing, then he became dogmatic. He worked at releasing Pyramidic Energy into his own life through Pyramid Power Rituals

with all his might, and using all of his mental strength to achieve this.

Michael had been performing the Pyramid Power Money Ritual, given him by the speaker, for about three and a half months when a policeman appeared at his door with unpleasant news. Michael's old uncle who lived all his life in one of the (very) low-rent districts of New York, had died - his body being found in the bedroom of his squalid apartment above his tailor shop, the victim of a broken leg and the bitter New York winter that year.

A few days after the funeral, Michael received word that, being the sole surviving relative, he would receive the cash, stocks and bonds - valued at \$100,000 - discovered by the police in his uncle's apartment during their investigation into his death.

Michael is convinced that this large sum of money was manifested through the Magickal Power of Pyramidic Energy.

PYRAMIDIC ENERGY OSIRIS MONEY MATERIALIZATION RITUAL

Part 1: (A) Used to attract large sums of money.

Pyramid Power Magick Incantation
AUM - O - RIS - AUM

This Pyramid Power Magick Incantation should be repeated nine times for a period of nine days. If the desired results are not realized and experience during this period, repeat nine times for an additional nine days, or until such time your Personal Pyramid Power Generator is sufficiently energized to materialize your desires for you.

The Pyramidic Energy process which you will utilize during this and other Rituals is known as creative imaging. It is one

of Seven Powers, and is a vital ingredient of the overall arsenal of magickal powers of the human mind with which you were born.

Your invisible occult power eyes will be used for all applications, and constructive workings, of creative imaging.

Your Personal Pyramid Power Generator will be used to influence and manipulate all events and situations in accordance with your wishes.

Begin the Ritual by closing your eyes and relaxing.

Use the mind's psychic third-eye, your invisible occult power eyes, to visualize your Personal Pyramid Power Generator. Visualize it as vividly and clearly as possible.

Concentrate on its interior.

It will be dark, and then begin to fill with a bright, white light.

Visualize this light flowing down and around you. Continue until it fills the interior of your Personal Pyramid Power Generator with white glowing light.

Recite the Pyramid Magick Incantation a total of nine times.

As you recite the Incantation, which can be done either verbally or mentally, imagine the brilliant white light around you has changed and become the golden color of the Sun, as you say the Incantation.

Concentrate on this bright, sparkling light. Visualize it clearly - and watch as it begins to pulsate with the Ancient Rhythm of Universal Pyramidic Energy.

Intone:

"Hail, Osiris! Spirit of the Sun, I place this request with Thee. Know now that I command and require Thee - O Mighty One, to bring me wealth, enough and to spare from this day forth. So shall

this be by the virtues, and the powers at Thy command.”

Now as you sit for a few minutes enjoying the positive vibrations of Pyramidic Energy, imagine that the money is already flowing into, and around your Personal Pyramid Power Generator, piling up in heaps in a seemingly endless flow of financial and emotional security.

Reach out, with your imagination, and grasp some of the money. Hold it tightly and refuse to let it go. Get involved with the money. Using your heightened powers of creative imaging, proceed to touch and smell the money – it is real. Examine it – using your invisible occult power eyes, study every square inch of it, on both sides. Absorb it into the very fibre of your being. In short – *become the money!*

It is at this point that you must focus your complete attention on the Ritual – and what it is you wish to achieve. No other thoughts must be allowed to enter your mind. Concentrate entirely upon your financial desires, and how the Ritual will help you receive them. Keep this positive thought in your mind at all times.

Note: Use the Ritual to achieve only one desire at a time. Having two or more desires in your mind simultaneously will tend to weaken the materialization power of Pyramidic Energy activated by both your Personal Pyramid Power Generator and the Ritual.

How Robert D. Used Occult Power to Attract an Expensive Stereo System From Out of Nowhere.

After you have performed the ritual and given your financial pleas to Osiris, go about your daily affairs confident in the fact

that the money shall come into your life. When one deals with the magic Forces of the Cosmos the results might not always be what you expect.

One man, Robert D. strongly desired the sum of \$800 for a new stereo music system. He utilized magick and the money did not appear but instead, his neighbor told Robert that his company was transferring to a town clear across state. He had an expensive, near-new stereo music system that he did not want to take with him, so he sold it to Robert for less than half its true value. This is an excellent example showing how the Ancient Gods work in unexpected ways to bring dreams and wishes into reality.

PYRAMIDIC ENERGY ISIS GIFT ATTRACTION RITUAL

Part 2: (B) Used to receive unexpected gifts.
Pyramid Power Magick Incantation
AUM – IS – IS – AUM

This Pyramid Power Magick Incantation should be repeated nine times for a period of nine days. If the desired results are not realized and experienced during this period, repeat nine times for an additional nine days, or until such time your Personal Pyramidic Power Generator is sufficiently energized to materialize your desires for you.

Begin the Ritual by closing your eyes and relaxing.

Use the mind's psychic third-eye, your invisible occult power eyes, to visualize your Personal Pyramid Power Generator. Visualize it as vividly and clearly as possible.

Concentrate on its interior.

It will be dark, and then begin to fill with a bright, white light.

Visualize this light flowing down and around you. Continue until it fills the interior of your Personal Pyramid Power Generator with white glowing light.

Recite the Pyramid Power Magick Incantation a total of nine times.

As you recite the Incantation, which can be done either verbally or mentally, imagine the brilliant white light all around you has changed and become the sky blue of Isis, Egyptian Goddess of the Moon.

Concentrate on this bright, shining light, visualize it clearly and watch as it begins to throb with the Ancient Rhythm of Universal Power and Energy.

Intone:

“Blessed Isis, Goddess of the Moon, I beseech Thee to bring Thy celestial powers to bear on this, my stated request. Bring me gifts and jewels from an unexpected source, so that I may know happiness.”

Now as you sit for a few minutes, enjoying the positive vibrations, imagine that the gifts are already flowing into your Personal Pyramid Power Generator, piling up all around you in a seemingly endless tide of good fortune and self-indulgence.

Reach out, with your imagination, and grasp one of the gifts. Hold it tightly and refuse to let it go. Get involved with the gifts. Using your heightened powers of creative imagining, proceed to examine it on every side, using your invisible occult power eyes to do this.

Touch and feel the gift, it is real. Absorb it into your very being as you do this. In short – *become the gift!*

It is at this point that you must focus your complete attention on the Ritual – and what it is you wish to achieve. No other thoughts must be allowed to enter your mind. Concentrate entirely upon the desired gifts, and how the Ritual will help you receive them. Keep this positive thought in your mind at all times.

Note: Use the Ritual to achieve only one desire at a time. Having two or more desires in your mind simultaneously will tend to weaken the materialization power of Pyramidic Energy activated by both your Personal Pyramid Power Generator and the Ritual.

How Virginia P. Used Pyramid Power to Become a Success in Life

A first class example of how this magickal power force can be used to bring beneficial changes in one's life is that of Virginia P., who worked as a secretary in a Los Angeles' based electronics firm.

She liked her job and the salary was more than adequate, but Virginia wanted more – a whole lot more! She dreamed of living a lifetime of expensive self-indulgence, where her every whim was fulfilled, and a harem of adoring lovers. A friend introduced her to the incredible, amazing, and astounding world of Pyramid Power and the seeming miracles of health, wealth, and happiness it could make happen in her very own life. Having attuned her mind and soul to the pulsating Pyramidic Vibrations of Pyramidic Energy, she became filled with a desire to be a success in life. Nothing was going to stop her now!

One day she experienced a mystic insight: Branch Out! These words, which came through from the Invisible World, filled her conscious and subconscious minds during a daily

Pyramid Power session, and with the insight came understanding. Since she worked for an electronics firm, why not form a small company of her own?

She walked boldly into the manager's office one day and told him of her plan. He was so impressed by her fortitude that he, a few days later, introduced her to a rich young executive who was only too willing to provide the initial outlay to form the company – with Virginia, and he, as president and vice-president, respectively.

They were soon at the helm of a multi-million dollar business – and Virginia had achieved her goal. Thanks to Pyramid Power, that is.

PYRAMIDIC ENERGY OSIRIS SUCCESS CREATION RITUAL

Part 3: (C) Used to become a success in life.

Pyramid Power Magick Incantation
AUM – O – SI – RIS – AUM

This Pyramid Power Magick Incantation should be repeated nine times for a period of nine days. If the desired results are not realized and experienced during this period, repeat nine times for an additional nine days, or until such time your Personal Pyramid Power Generator is sufficiently energized to materialize your desires for you.

Begin the Ritual by closing your eyes and relaxing. Use the mind's psychic third-eye, your invisible occult power eyes, to visualize your Personal Pyramid Power Generator. Visualize it as vividly and clearly as possible.

Concentrate on its interior. It will be dark, and then begin to fill with a bright, white light.

Visualize this light flowing down and around you. Continue until it fills the interior of your Personal Pyramid Power Generator with white glowing light.

Recite the Pyramid Power Magick Incantation a total of nine times.

As you recite the Incantation, which can be done either verbally or mentally, imagine the brilliant white light around you is changing and becoming the bright golden color of the Sun, as you do so.

Concentrate on this bright, sparkling light, visualize it as clearly as possible and watch as it begins to pulsate with the Ancient Power of Pyramidic Psychic Power.

Intone:

“Hail, Osiris! Spirit of the Sun, I require Thee to rain down Thy cosmo-astral rays of success upon me and to henceforth protect and carry me to success, in all my dealings. Thou shall lead me to success. So shall this be with Thy mystic energy at my beck and call.”

Now as you sit for a few minutes, enjoying the positive vibrations, visualize the success rushing into your life. See the material and the emotional equivalents of your own conception of success appearing from out of nowhere. Absorb the mystical energies of success into your very being – at which point you can begin to radiate these magnetic rays of success with which to draw to you the persons, events, and situations required for the materialization of your desires.

It is at this point that you must focus your complete

attention on the Ritual – and what it is you wish to achieve. No other thoughts must be allowed to enter your mind. Concentrate entirely upon your secret dreams of success, and how the Ritual will help you create the perfect physical and emotional environment in which to succeed and enjoy life. Keep this positive thought in your mind at all times.

Note: Use the Ritual to achieve only one desire at a time. Having two or more desires in your mind simultaneously will tend to weaken the materialization power of Pyramidic Energy activated by both your Personal Pyramid Power Generator and the Ritual.

How Paul T. Found a Lost Gold Mine With Occult Power

Paul T. is now \$50,000 richer, thanks to discovering a lost gold mine in America with occult power. He travelled to the area where he knew the abandoned mine was located and asked his higher mind: "Take me to this hidden treasure." He eventually found the mine entrance, way out in the Nevada desert, and promptly commenced digging at the spot where he got a very positive feeling. Within a short time Paul found a new gold vein in the old mine which made him a rich man and a very happy man. Had he not sensitized his mind to finding hidden and lost treasures (which is what the following Ritual does), Paul would have never found that lost gold mine.

PYRAMIDIC ENERGY GEB TREASURE FINDING RITUAL

Part 4: (D) used to find hidden treasure.

Pyramid Power Magick Incantation
AUM – GEB – LA – AUM

This Pyramid Power Magick Incantation should be repeated nine times for a period of nine days. If the desired results are not realized and experienced during this period, repeat nine times for an additional nine days, or until such time your Personal Pyramidic Power Generator is sufficiently energized to materialize your desires for you.

Begin the Ritual by closing your eyes and relaxing.

Use the mind's psychic third-eye, your invisible occult power eyes, to visualize your personal Pyramid Power Generator. Visualize it as vividly and clearly as possible.

Concentrate on its interior.

It will be dark, and then begin to fill with a bright, white light.

Visualize this light flowing down and around you. Continue until it fills the interior of your Personal Pyramid Power Generator with white glowing light.

Recite the Pyramid Power Magick Incantation a total of nine times.

As you recite the Incantation, which can be done either verbally or mentally, imagine the brilliant white light all around you has changed into the lush green colors of Mother Nature as you recite the Pyramid Power Magick Incantation.

Concentrate on this soothing and refreshing green light, visualize it as clearly as possible and watch as it begins to pulsate to Ancient Vibrations of Magickal Power.

Intone:

"Beloved Geb, Spirit of the Earth, I desire Thee to be my mentor and to stand at my side and guide me, Thy humble servant, to treasures hidden by all the spirits at Thy command, so that said treasures may be possessed and enjoyed by I, the one who invokes Thee Geb, Beloved Spirit of the Earth."

Now as you sit for a few minutes, enjoying the positive vibrations, imagine that the hidden treasures are already appearing all around you within the confines of your Personal Pyramid Power Generator piling up all around you.

Reach out, with your imagination, and grasp the treasures. Grasp tightly and refuse to let them go. Get involved with the treasures. Using your heightened powers of creative imagining, proceed to examine it in every side, using your invisible occult power eyes to do this. Feel it – the treasures are real! Absorb them into your very being. In short – *become the treasures!*

It is at this point that you must focus your complete attention on the Ritual – and what it is you wish to achieve. No other thoughts must be allowed to enter your mind. Concentrate entirely upon the sought after treasure, and how the Ritual will help you to find it hidden beneath the earth.

Keep this positive thought in mind, always.

Note: Use the Ritual to achieve only one desire at a time. Having two or more desires in your mind simultaneously will tend to weaken the materialization power of Pyramidic Energy activated by both your Personal Pyramid Power Generator and the Treasure Finding Ritual.

How Elizabeth G. Found Love With Pyramid Power

Elizabeth G. was not attractive and, at an age when most of her contemporaries were busily dating to their heart's content, she was finding it extremely difficult to arouse the romantic interest of her town's male populace. She was painfully shy and felt uneasy in the company of boys. Elizabeth believed herself to be doomed to an unhappy life of spinsterhood. Until the eventful day she visited a famous American psychic, that is.

He enlightened her on the mystical forces at work in the Cosmos and how they can influence and manipulate events through the manipulating of Pyramidic Energy.

Elizabeth practised Pyramid Power every day, three times a day, for just ten minutes at a time, and within the first week noticed, much to her delight, that a change was taking place in the way she felt and acted around boys. She became so confident and sure of herself that she began going to local dances and social events. At one such dance, a handsome young man, intrigued by the aura of mystery which radiated out from Elizabeth's inner confidence, introduced himself to her, and asked her to dance with him. So began Elizabeth's courtship with happiness.

PYRAMIDIC ENERGY HATHOR LOVE RITUAL

Part 5: (E) Used to attract love and romance.

Pyramid Power Magick Incantation
AUM – HA – THOR – AUM

This Pyramid Power Magick Incantation should be repeated nine times for a period of nine days. If the desired results are not realized and experienced during this period, repeat nine times for an additional nine days, or until such time your Personal Pyramidic Power Generator is sufficiently energized to materialize your desires for you.

Begin the Ritual by closing your eyes and relaxing.

Use the mind's psychic third-eye, your invisible occult power eyes, to visualize your Personal Pyramid Power Generator. Visualize it as vividly and clearly as possible.

Concentrate on its interior.

It will be dark, and then begin to fill with a bright, white light.

Visualize this light flowing down and around you. Continue until it fills the interior of your Personal Pyramid Power Generator with white glowing light.

Recite the Pyramid Power Magick Incantation a total of nine times.

As you recite the Incantation, which can be done either verbally or mentally, imagine the brilliant white light all around you is changing and becoming the color of polished copper, as you speak the words of the Pyramid Power magick Incantation.

Concentrate on this sparkling, copper-colored light, visualize it as clearly as possible and watch as it begins to pulsate to Ancient Forces of the Cosmos.

Intone:

“Sweet Hathor, Goddess of Venus and love, I beseech Thee to send unto me someone to love and to return my love a hundredfold. I beseech Thee again, Sweet Queen, to grant me that which is within Thy powers and virtues to do so.”

Now as you sit for a few minutes, enjoying the positive vibrations of the Ritual, pretend that someone, anyone, is coming to you to fulfill an abstract desire – namely, love. Absorb the mystical energies of love and emotional happiness into your very being – at which point you can begin, however slowly, to radiate these magnetic-like rays of love and romance, and gradually draw to you the person, events and situations required for the realization of this very special wish.

Reach out, with your imagination, and grasp this person. Hold him/her tightly and refuse to let him/her go. Get

involved with the person. Know that he/she is your true soul mate. Using your heightened powers of creative imaging, proceed to examine him/her on every side, using your invisible occult power eyes to do this. Touch and fondle this person – he or she, as the case may be, is real! Absorb him/her into your being.

In short – become this person!

It is this point that you must focus your complete attention on the Ritual, and what it is you wish to achieve. No other thoughts must be allowed to enter your mind. Concentrate entirely upon your love desires, and how the ritual will help you to realize them in the quickest possible time. Keep this positive thought in your mind at all times.

Note: Use the Ritual to achieve only one desire at a time. Having two or more desires in your mind simultaneously will tend to weaken the materialization power of Pyramidic Energy activated by both your Personal Pyramid Power Generator and the Hathor Love Ritual.

How Jim H. Was Guided to Finding His Lost Wristwatch

Jim H. had removed his wristwatch and accidentally misplaced it. He was beside himself, not so much for the sentimental value, but because of the monetary value attached to it. He searched high and low all over his home and still could not find it. Fortunately, he had an open mind when it came to the psycho-occult powers of the human mind and remembered that it was possible to enter a state of occult reverie (which is exactly what the following Ritual enables you to do) and receive guidance to finding lost and stolen objects, and to go to that place or, if it be somewhere unknown, to be intuitively led there.

Jim did this and some time later, as he was about to don coat

and go pay a visit to the local jeweller to buy another watch, he happened to feel a bulge in his coat pocket and – lo and behold – removed the lost wristwatch from his coat pocket. He had taken it off, placed it in his pocket, and promptly forgot all about it.

Jim had, in fact, utilized the occult power of divination to find a lost object.

PYRAMIDIC ENERGY ANUBIS OBJECT FINDING RITUAL

Part 6: (F) Used to find lost objects.

Pyramid Power Magick Incantation
AUM – AN – U – BIS – AUM

This Pyramid Power Magick Incantation should be repeated nine times for a period of nine days. If the desired results are not realized and experienced during this time period, repeat nine times for an additional nine days, or until such time your Personal Pyramidic Power Generator is sufficiently energized to materialize your desires for you.

Begin the Ritual by closing your eyes and relaxing.

Use the mind's psychic third-eye, your invisible occult power eyes, to visualize your Personal Pyramid Power Generator. Visualize it as vividly and clearly as possible.

Concentrate on its interior.

It will be dark, and then begin to fill with a bright, white light.

Visualize this light flowing down and around you. Continue until it fills the interior of your Personal Pyramid Power Generator with white glowing light.

Recite the Pyramid Power Magick Incantation a total of nine times.

As you recite the Incantation, which can be done either verbally or mentally, imagine the brilliant white light around you is changing and becoming shining silver.

Concentrate on this shining, silver light, visualize it as clearly and as vividly as you can, and watch as it begins to pulsate and throb with the Ancient Vibrations of Pyramidic Energy.

Intone:

“I call Thee, Revered Anubis, Thou who art the guide of the Ancient Ones. I require Thee, if it is not a sin in Thine eyes, to transform me into one able to discover that which is lost to others. Jewels, gold and other items of value shall now be mine. So mote it be, Revered Anubis.”

Now as you sit for a few minutes, enjoying the positive vibrations in the center of the silver light inside your Personal Pyramidic Power Generator, visualize exactly that which you are seeking, whether it be gold, personal items, buried treasure or whatever. Repeat the Incantation a further three times, as you do this, the silver light surrounding you should gradually fade away, and your invisible occult eyes can then reveal to you the actual location of the sought-after object. The surroundings may, at first, be a little difficult to identify, but you should be able to be intuitively guided there by the Pyramidic Energy, and occult powers, released by the Ritual.

It is at this point that you must focus your complete attention on the Ritual – and what it is you wish to achieve. No other thoughts must be allowed to enter your mind. Concentrate entirely upon your desire to locate the missing

object, and how the Ritual of Anubis will help you to locate it. Keep this positive thought in your mind at all times.

Note: Use the Ritual to achieve only one desire at a time.

Having two or more desires in your mind simultaneously will tend to weaken the materialization power of Pyramidic Energy activated by both your Personal Pyramid Power Generator and the Ritual of Anubis.

USING MAGICK PYRAMID POWER TO FIND MISSING PEOPLE AND LOST LOVED ONES

Using Pyramid Power to find missing persons requires the holding of an item of jewellery or clothing worn by the person in question, prior to their disappearance. Perform the entire Pyramidic Energy Ritual and record any feelings you receive. These sensations can, with luck, lead you to locating the missing person.

You can find lost pets in much the same way; holding the collar, or a favorite toy, worn or used by the animal prior to its disappearance.

PYRAMIDIC ENERGY NEBHET SECRET KNOWLEDGE RITUAL

Part 7: (G) Used to gain secret knowledge.

Pyramid Power Magick Incantation
AUM – NEB – HET – AUM

This Pyramid Power Magick Incantation should be repeated nine times for a period of nine days. If the desired results are not realized and experienced during this time period, repeat nine times for an additional nine days, or until such

time your Personal Pyramidic Power Generator is sufficiently energized to materialize your desires for you.

Begin the Ritual by closing your eyes and relaxing.

Use the mind's psychic third-eye, your invisible occult power eyes, to visualize your Personal Pyramid Power Generator. Visualize it as vividly and clearly as possible.

Concentrate on its interior.

It will be dark, and then begin to fill with a bright, white light.

Visualize this light flowing down and around you. Continue until it fills the interior of your Personal Pyramid Power Generator with white glowing light.

Recite the Pyramid Power Magick Incantation a total of nine times.

As you recite the Incantation, which can be done either verbally or mentally, imagine the brilliant white light around you is changing and becoming a pale shade of green.

Concentrate on this pale green light, visualize it as clearly as is possible and watch as it begins to pulsate with the Ancient Vibrations of Pyramidic Energy.

Intone:

"All-Knowing Nebhet, I invoke Thee. Know now that I desire Thee to make me one who is aware of all the secret thoughts and actions of others – both friend and foe. I wish to know that which others do not. Know, Thou Spirit of Secrets, my genuine desire to become as Thee. So shall it be."

Now as you sit for a few minutes, enjoying the positive vibrations in the center of the green light, inside the interior of your Personal Pyramid Power Generator, visualize the face of the person whose secret thoughts you wish to know. Repeat the Incantation a further three times. Then say:

- Pyramid Power Money Materialization Process
- Part 1: (A) Used to produce items out of thin air.
 - Part 2: (B) Used to receive money-making ideas.
 - Part 3: (C) Used to enjoy continuous success.
 - Part 4: (D) Used to receive money when needed.

Pyramid Power Incantations
 AUM – U – NAS – RA – AUM (Egyptian Pharaoh and God)
 AUM – P – TAH – MA – AUM (Egyptian Spirit of Creation)

Pyramid Power Images
 Your Personal Pyramid Power Generator
 Your Personal Pyramid Money Screen
 Pyramid Power Rays
 Gold – White – Soft Green

Permits you to stimulate the correct pyramidal vibrations with which to magnetize and attract money and riches into your life for the future fulfillment of material desires.

How Chester M. Used Pyramid Money Power for Success in Business

When Chester M. attended a lecture on Pyramid Power that cold winter's night, he was so destitute he couldn't even afford to buy a ticket or food to feed his three haggard-looking children. His wife has deserted him after the birth of the third child and he couldn't find any trace of her, so he had to face the prospect of living a life without a loving partner.

The speaker instructed Chester on the principles of Pyramid Energy Money Magick, and he set about using this secret knowledge to attract more money into his pathetic existence. The very next day, he found a job in an electronic firm's warehouse and learnt how popular and how very prosperous this line of enterprise was.

Chester kept using the Pyramidal Energy Money Ritual each day just before he left for work, and each night before sleep. He had faith in this ancient power force to bring him the riches and security he desired for both himself and his family. Remember, the magickal energies invoked through the conscious application of Pyramid Power can literally work miracles in one's life.

One day, an executive from the electronics firm visited the warehouse to check on the moral of the men working there. Chester informed him on many aspects of the electronics business, which he had learnt, and impressed the executive with his very persuasive selling ability. Before he left, the executive invited Chester to give him a call later in the week because he had something he wanted to discuss with him about his future with the company.

Chester could hardly contain his excitement at the prospect for he felt, deep within himself, that this was what he had been waiting for. A ticket to financial security. He made the

phone-call and was offered a job as a salesman in one of the firm's retail outlets. More money to live on, and the peace of mind this brought, was now his to enjoy.

The upshot of that chance meeting was that Chester eventually found himself manager of the store, with five sales persons working for him, and soon he had a home of his own, a new car, and a very healthy attitude about money – and how to spend it!

You, too, could be experiencing similar such miraculous happenings, when you once put the ancient powers of Pyramidic Energy Money Magick to work in your own life.

THE AMAZING FORCE OF PYRAMIDIC ENERGY MONEY MAGICK

A short time from now, you are going to learn the forbidden money secrets of the ancients. . .and then, much to your delight, watch as a golden torrent of riches comes flooding into your life and finally start living the good life!

Using the ancient spells and rituals of Pyramidic Energy Money Magick, you can begin to increase the flow of money into your own life automatically and seemingly endlessly. . . transforming small amounts of cash into hundreds and thousands of dollars, virtually overnight. . .and keep on bringing you money day after day, month after month, and year after year, virtually out of thin air!

In effect, it's just like living inside a Magick Money Pyramid – filled to the brim with gold, diamonds, coins, money and jewels and material riches of every kind. All you will need to do is simply go into the Magick Money Pyramid whenever money is needed, and you can have money to. . .

*Purchase a brand new car – whether your tastes run to a

sporty European job, a Rolls-Royce, a Cadillac, or any type of car!

*Pay every last one of your debts in one lump sum so as to rid them from your life – forever!

*Take expensive holidays to anywhere in the world, travelling first-class aboard luxury ocean liners, futuristic trains or the latest in supersonic aircraft!

*Send your children to the most exclusive schools and colleges in your country, to receive the best education money can buy!

*Fill your bank account, receiving the very highest interest rates in the land, steadily and automatically!

*Purchase the home of your dreams, complete with all modern conveniences, in the most exclusive part of town!

*Build a wardrobe of the very latest most up to date clothes in the land!

But wait, the best is yet to come! Unlike ordinary Money Magick as practiced by white witches and magicians in the world today, there is absolutely no need for you to possess a genuine need for the money to appear in your life. . .you can just want the money for fun. Pyramids of money are coming to you with the amazing power of Pyramidic Energy Money Magick – and then some! This could be the single greatest discovery in the annals of psychic research – that the human mind working in conjunction with the Gods of Ancient Egypt, can produce money when needed, for whatever purpose!

You can, in effect, materialize wealth virtually out of thin air!

Pyramidic Energy Money Magick could be the answer to all the many financial problems you are now facing. Step-by-step, you can command the invisible forces to bring you money and peace of mind. Without a spell or ritual to help

you, financial security is nearly impossible to achieve. But now, for you, that is all going to change!

SPELLS AND RITUALS TO BRING MONEY

Very soon you're going to learn the spells and rituals of Pyramidic Energy Money Magick. . .and how to use them to attract an almost endless flow of cash. You will discover how the Ritual of Unas, the Pyramidic Materialization Ceremony, the Pyramid Money Screen and a host of other magickal formulae can be used to bring money flooding in almost instantly.

These are the ancient spells and rituals used by the pharaohs – the magick chants, invocations, incantations, and words-of-power that will generate the correct pyramidic vibrations to magnetize and attract all the money you could possibly need. Down through the ages, the secrets, the forbidden knowledge, possessed by the pharaohs to enjoy riches and avarice beyond the comprehension of most people, have been sought by a small handful of very dedicated individuals. Yet even they have only a minute smattering of understanding – and they could not enjoy the amazing benefits these powers can grant. Now you begin to duplicate a life lived by a pharaoh of ancient Egypt, filled with fabulous wealth, and much, much more.

In the next few pages, you are going to discover the money secrets of Pyramidic Energy Money Magick which can bring prosperity – secrets that anyone, young or old, rich or poor, can use to enjoy a seemingly endless flow of cash.

How John D. Materialized a Yacht

The people living in the same street as John D. were more than a little amazed when they saw him arriving home with a

brand new very expensive-looking yacht on a trailer hooked up to his car.

"How could he possibly afford the money to buy something like that these days?" they asked one another in bewilderment. "He's got such a lousy job, he can barely find the cash to pay his bills."

What these confused individuals were unaware of. . .and what would have shocked and amazed them even more. . .was the fact that John had paid for the yacht in one lump sum, and owned it outright!

How did he manage it? What magickal secret did he use to do it? He got his brand new yacht with the unseen assistance of the materialization process of the human mind. . .the power upon which the first of five different Pyramidic Energy Money Magick Spells is based – namely the Pyramidic Materialization Ceremony, but more of that later.

The method John employed was simplicity itself. Every chance he got, in the morning, during the day, after work, John would spend one or two minutes creating a Magickal Scrapbook in which he pasted every bit of information he could gather on yachts, the styles, models, and accessories involving such luxury items as this. He scanned magazines and newspapers for advertisements and informative articles, requested literature from dealers and manufacturers, and even took snapshots of them at the local port. He soon became a walking encyclopedia of bits and pieces of information on yachts of every make and style – he even knew the current market value of both new and pre-owned yachts.

Then as he was in a dealer's exhibition at a local boat show over one weekend, he noticed the salesman was trying to make a sale – but not getting very far with the customer. John walked over, introduced himself, and proceeded to sell the

yacht for the salesman, thanks to his impressive knowledge of anything even remotely associated with a yacht. The dealer was so impressed with John's super-persuasive type sales ability, that he offered him a full time job as a salesman for the dealership. John thanked him, but explained that being already employed, he could only work part-time. Which he did.

John quickly outsold all the other salesmen, and in just a couple of months had earned more than enough in pay and bonuses to purchase the yacht of his dreams – complete with a very big discount for his excellent sales record.

PYRAMIDIC MATERIALIZATION CEREMONY

Part 1: (A) Used to produce items out of thin air.
Pyramid Power Magick Incantation
AUM – P – TAH – MA – AUM

This Pyramid Power Magick Incantation should be repeated nine times for a period of nine days. If the desired results are not realized and experienced during this time period, repeat nine times for an additional nine days, or until such time your Personal Pyramidic Power Generator is sufficiently energized to materialize your desires for you.

Prior to commencing the Ceremony, obtain a piece of plain, unmarked white paper and draw upon it a large triangle, using ordinary everyday items to create the magickal talisman. Black ink should be used. Then, at the center of the triangle paste a photograph or drawing of what it is you wish to materialize into your life experiences. This can be any material object in the world, or companionship. If it is new friends – or lovers – you are seeking, obtain a photo or

drawing of an individual possessing the physical qualities you desire in a person, and position this at the triangle's center.

Begin the Ceremony by closing your eyes and relaxing.

Use the mind's psychic third-eye, your invisible occult power eyes, to visualize your Personal Pyramid Power Generator. Visualize it as vividly and clearly as possible.

Concentrate on its interior.

It will be dark, and then begin to fill with a bright, white light.

Visualize this light flowing down and around you. Continue until it fills the interior of your Personal Pyramid Power Generator with white glowing light.

Recite the Pyramid Power Magick Incantation a total of nine times.

As you recite the Incantation, which can be done either verbally or mentally, imagine the brilliant white light all around you starting to gradually decrease in size as it starts to flow into the talisman you are holding in your two hands. Using your heightened powers of imaging, see the talisman glowing, getting brighter and brighter till it reaches a blinding brilliance. (As this is all taking place in your mind, there is no danger of it causing you any pain.)

Intone:

“Divine Ptah, grand designer of the material world,
I call Thee forth from Thy place in the Triad – so
that Thou may shower Thy blessings upon this seal,
and all my creative endeavours from this day forth.
So shall it be.”

Your piece of paper is now a very powerful occult tool.

Such is its power, that you need not even be consciously aware of it for it to produce the desired results. Position the magickal seal in a frequently passed place in your home so you

see it often during the course of an average day, even if only in an indifferent manner. If you have placed it on the bathroom door, every time you enter the bathroom, for whatever reason, you are magickally reinforcing it and your subconscious awareness of it.

There has never been a single instance where the materialization power of the invisible occult world has not worked in a beneficial, constructive way for its user.

USING THE PYRAMIDIC MATERIALIZATION CEREMONY

Let us suppose, for example, you desire a specific material object, such as a new car. Cut a color photograph of a car, any car, and paste on the seal at the centre of the triangle. Next, instill in yourself a belief in the seal's power to draw the material equivalent to you. How will the car appear in your life? In an infinite variety of ways, in fact it will arrive when you least expect it. You may enter a contest which has a first prize of a new car, and win. You may, like John D., gather all pertinent facts, and then use this knowledge to get what you want. Or, as is so often the case, the Triangle of Ptah will act as a magick money magnet to draw to you the cash you need.

If you wish to have better luck in lotteries, cut out articles from your local paper about the lucky individuals who have had success in a lottery, and paste this at the center of the triangle. The Triangle of Ptah will increase the positive vibrations associated with these items and help increase your own chances of success.

If you are among the many lonely people in the world, and long for companionship, but are too shy to make the first move, paste a photo or drawing, of an attractive member of

the opposite sex – possessing the attributes you desire in a companion – and go about your daily affairs confident in the knowledge that the Triangle of Ptah is working to bring the physical counterpart into being.

How Ted S. Materialized Photographs Out of Thin Air

The occult power to project and then materialize desires in a very real, and tangible form, is now a proven scientific fact.

Dr Julie Eisenbud, a professor at University of Colorado School of Medicine, conducted a series of tests during 1964, with famous mystic Ted Serios. When a polaroid camera was pointed at his forehead, Serios was able to materialize thoughtographs of various objects and places!

What more proof is needed?

THE SECRET THAT CAN BRING MONEY ALMOST INSTANTLY!

The next Pyramidic Energy Money Magick secret you're going to learn about is called The Secret of Pyramid Money Power – and it can shower you in money virtually overnight.

How would you like to suddenly receive dozens of money-making ideas whenever you needed them to fill your empty bank account with cash – and lots of it? Or suddenly find you possess a creative talent that can be a ticket to financial harmony?

These are just a couple of ways by which The Secret of Pyramid Money Power can keep the money flowing into your life, to be spent many times over.

How Michael F. Became a Successful Author

Michael F., a young bachelor with a girlfriend to keep happy, was a desperate individual indeed when he turned to Pyramid

Money Powers for help. He needed money, lots of it, to keep his girlfriend happy, but as he had no experience in anything he couldn't get a job. Using the same principles upon which Pyramid Money Power is based, he quickly discovered that his best money-making opportunity was to take advantage of a natural talent he possessed for writing. He soon discovered, though, an unpublished author can find it very difficult to break into the market of professional writers. There's very little chance of selling a book unless you have a proven track record, he quickly discovered.

So, once again he had a private session with Pyramid Money Power to discover more practical, and profitable, ways of making his skills pay his way through life. He suddenly hit upon the idea of writing psychic mind power books, and found that he could sell to publishers on the idea of such unusual and unique self-help books. He now has a constant income – thousands of dollars a month – and never sets foot outside his home. He only ventures out to buy his girlfriend expensive gifts and other tokens of affection.

THE SECRET OF PYRAMID MONEY POWER

Part 2: (B) Used to receive money-making ideas.

Use this secret whenever you desire to unite yourself with Pyramidic Energy to help you realise new ideas that can bring you the riches and the happiness you desire.

1. Sit in a comfortable chair, sitting upright with your back supported, and try to achieve a relaxed state of mind and body. Taking a few deep breaths will help you to relax.
2. Close your eyes and make your mind a blank.
3. At the exact center of your head, in line with the square-inch space between your eyes, visualize a tiny green pyramid, using your invisible occult power eyes to do this.

4. Imagine the tiny pyramid has expanded to the size of a marble, and is slowly beginning to spin around inside your head. While the pyramid is spinning, imagine money to be issuing forth out from its base, falling downward into your consciousness. Next, recite the following Pyramid Money Power Chant:

"I attract large sums of money, now and forever."

Recite the chant over and over for at least nine times.

5. As the tiny green pyramid spins faster and faster, imagine the inside of your head becoming filled with a soft green glow. As you increase the speed of the pyramid, imagine the space around it filled with this bright green light.

You have now generated your personal supply of Pyramid Money Power.

6. End session and repeat daily until you can do it automatically and generate the flow of Pyramid Money Power in 90 seconds.

The important thing to remember when you use this secret, is that the riches will not appear in your life unless you write down ideas, schemes, and plans which appear in your head following the Ritual. I can personally vouch for the power of this secret, for it was during my researches into its magickal properties that I was "inspired" and "guided" into writing the book you are now reading.

HOW TO BECOME AN OVERNIGHT SUCCESS

And now we come to perhaps the most powerful Pyramid Money Power secret of all time – *The Ritual of Unas* – the ancient secret of the ages that can influence the Gods of Chance, including old Lady Luck herself, to look upon you with favor.

Unas was a powerful Pharaoh who, it is believed, lived

around 3,000 B.C. Now you, too, can use his legendary – in occult circles anyway – Ritual for riches and success. Business, social, personal, and romantic affairs can begin to radiate golden, sparkling rays of success when you once invoke the magickal powers. All that's required of you is that you remain constantly aware, and conscious of, the small talisman associated with the Ritual. Either carried or worn on your person, it must never be forgotten, nor the reason for which it was created.

That's all there is to it!

THE RITUAL OF UNAS

Part 3: (C) Used to enjoy continuous success.

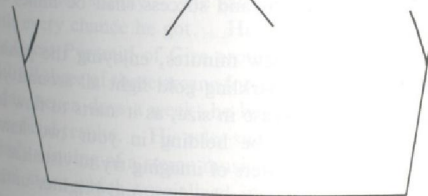

Pyramid Power Magick Incantation

AUM – U – NAS – RA – AUM

This Pyramid Power Magick Incantation should be repeated nine times for a period of nine days. If the desired results are not realized and experienced during this time period, repeat nine times for an additional nine days, or until such time your Personal Pyramidic Power Generator is sufficiently energized to materialize your desires for you.

Prior to commencement of the Ritual, obtain a piece of plain white, unmarked paper and draw upon it the Egyptian hieroglyphics required in the Ritual, using ordinary everyday items to create the small magickal talisman. Black ink should be used. You are now ready to begin drawing success into your life.

Begin the Ritual by closing your eyes and relaxing. Use the mind's psychic third-eye, your invisible occult



The Ritual of Unas Hieroglyphics

power eyes, to visualize your Personal Pyramid Power Generator. Visualize it as vividly and clearly as possible. Concentrate on its interior.

It will be dark, and then begin to fill with a bright, white light.

Visualize this light flowing down and around you. Continue until it fills the interior of your Personal Pyramid Power Generator with white glowing light.

Recite the Pyramid Power Magick Incantation a total of nine times.

As you recite the Incantation, which can be done either verbally or mentally, imagine the brilliant white light around you is changing and becoming the bright golden color of the Sun.

Concentrate on this bright, sparkling light, visualize it as clearly as possible and watch as it begins to pulsate with the Ancient Power of Pyramidic Psychic Power.

Intone:

"The Soul of the Gods is in Unas, their Spirit Souls are with Unas, and the offering made to him are more than those made unto the Gods of old. Unas is the Great Power, the Power Great and Eternal, and this offering will bring his blessings and powers unto me who does it, and success shall be mine. So shall it be."

Now as you sit for a few minutes, enjoying the positive vibrations, imagine the sparkling gold light all around you, starting to gradually decrease in size, as it starts to flow into the talisman you should be holding in your two hands. Using your heightened powers of imaging try to visualize the talisman to be glowing, getting brighter and brighter until it reaches a blinding brilliance. (As this is all taking form in

your imagination, there is no danger of it causing you any pain.)

Your piece of paper is now a very powerful magickal tool. Your power and success should be on its way to you almost at once.

Repeat as and when required.

How Timothy D. Used Pyramid Money Power to Receive Permanent Financial Security

Timothy D. worked as a door to door salesman of household goods, working for a large distribution company specializing in vacuum cleaners, linen, cutlery, pots and pans, and various other items. He was a good salesman and made a more than decent living from his job but still felt it was not enough to give him the future security he desired for his family.

When Timothy began attending weekend classes on Pyramid Power, he asked the psychic conducting the course, if there was some way that could help to increase his income so he could have the money to buy a new home, car and other items of luxury he desired for his family to own and enjoy.

During the classes, Timothy studied the magickal energies of the new Pyramid Money Power and the Pyramid Money Screen and how it was possible to use these forces to increase one's money supply. He sat and practised the techniques with every chance he got. He also carried a photograph of the Great Pyramid of Giza around with him every day, and with all three of these arcane forces working for him, 24 hours a day, seven days a week, he began to experience quick and beneficial results. His sales suddenly increased, followed by Tim's winning of a stereo music system in a contest held by a local store which specialized in home entertainment equipment and appliances.

Following these initial successes, Timothy began using these old powers in earnest. Within the next few months, he became the firm's most successful salesman. His sales commissions rapidly doubled and sometimes even tripled from what they had previously been.

Pyramid Money Power had, in effect, for Timothy become a Magick Money Fountain, showering him with money, happiness, and security!

THE ANCIENT SECRET OF HOW TO RECEIVE MONEY WHEN NEEDED

Money is a tangible expression of Universal Pyramidic Energy.

When you once understand and accept this ancient occult Truth, you can begin to have all the money you will ever truly require to meet a financial or social demand as and when it arises.

This ancient power – the ability to produce money as and when required in life – is latent within us all. There is a Pyramid Money Screen in your mind waiting to be activated.

With it, you can begin to have all the money you will ever require to obtain the basic luxuries and necessities of life – if this is what your financial desires be. It is a strong, emotional desire – or mind command if you like – which can begin the flow of magickally produced money into your life.

You can begin to produce money when needed once you release the Pyramid Money Screen that has been waiting patiently within your occult mind since childhood.

It is also possible to use this incredible money secret to draw into your life all the material possessions and expressions of wealth which you strongly desire to possess and enjoy.

The results produced by using the Pyramid Money Screen may not be as dramatic as finding a bundle of thousand dollar bills in the street, or winning first prize in a lottery, but your life can become a whole lot, and I do mean a whole lot, easier as needs are met and financial restrictions begin to lessen.

The most important factor in drawing riches into your own life is a firm and honest belief in your own magickal abilities to cause this to happen. All doubt should be removed from your mind if success is to be achieved.

THE PYRAMID MONEY SCREEN

Part 4: (D) Used to produce money when needed.

Attracting money or money equivalents can be as easy as A, B, C, when you once release the mystic power of the Pyramid Money Screen. To begin the magickal attraction of money, it is necessary for you, and those with you, to obtain a state of occult reverie and stay in this state for at least five minutes each day. This will stimulate, and release, the correct pyramidic vibrations through your Personal Pyramid Money Screen required for the magickal attraction of money, material possessions, and money equivalents.

Proceed as follows:

1. Sit in a comfortable chair, with your back supported, feet on the floor.
2. Lay your hands, palms up, on your lap.
3. Close your eyes and relax.
4. Take five deep breaths and, as you inhale, think "Relax," and as you exhale, think "Let Go," until you can feel no more tension and strain in your body. This will enable a sense of tranquility and relaxation to enter your being. You have now achieved the correct state of mind.

5. Direct your awareness to the exact centre of your head, in line with the square-inch space between your eyes, and you are now ready to activate your Personal Pyramid Money Screen to attract more money into your life.
6. Use the mind's psychic third-eye, your occult power eyes, to visualize a white triangle at the exact centre of your head. You are now looking at your Personal Pyramid Money Screen and there is virtually no limit to its money-making powers!
7. Next, at the exact centre of the Pyramid Money Screen print the following magickal command to the pyramidal vibrations that are flowing through the Screen and out into the objective world:
I desire the sum of \$5,000 to help pay my debts and give me peace of mind.
(Note: you will, of course, substitute dollars for the correct currency of your own country.)
8. It is at this point in the Ritual that you must focus your complete attention on your Personal Pyramid Money Screen – and the message it contains. Do this for a total of approximately five minutes.
9. Then, allow your mind to go blank for two or three minutes and open yourself to the flow of intuitive pyramidal impulses from the creative centre of the cosmos, aimed at directing a steady flow of money into your life. (Note: This sudden insight into how to attract money, may come after you have ended the Ritual.)
10. End session.
11. Repeat as needed.

The foregoing Pyramid Money Power Ritual is perfect for whenever you happen to find yourself in a corner financially.

Have faith that money, and money equivalents can, and will, soon begin appearing in your life.

The words and symbols of the Ritual stimulate the correct pyramidal vibrations with which to attract money, happiness, and peace of mind.

An interesting variation of this particular technique when you don't have a specific amount of money in mind, nor a particular material item to possess, is the Money Pyramid with which to enjoy general financial and emotional prosperity.

Three times each day – once in the morning, once at midday, and once again at night – flash the Money Pyramid on your Personal Pyramid Money Screen for at least five minutes at a time.

How Grant W. Attracted a Six Figure Profit in One Year

Grant W.'s particular line of endeavour was video production. However, his career was, to say the least, somewhat uncertain. One day the money, and the happiness would be rolling in, while the next it would be gone. And it seemed like the only mail he ever got was "final reminders" to be more prompt in meeting his ever-growing financial obligations.

The future looked very bleak, indeed.

One of Grant's hobbies was occultism and mysticism and he was aware of the basic principles behind the Pyramid Money Screen and the Money Pyramid, though he had never before considered using them. Then one day, while on a bus, on his way to one of his regular meetings with various money lenders, he decided to give the techniques a try, and began using them over and over again.


That afternoon, he had a sudden urge to give an old acquaintance in the business world, whom he had not heard from for some while, a call. They made arrangements to

meet and discuss his business schemes over a cup of coffee the next day. Grant's old friend was immediately impressed by the proposal, and agreed to provide the initial outlay that Grant needed to get started, yet again!

Grant's new business venture proved a success due to popularity and public demand – so much so, that profits from the year's trading were in the six figure bracket!



Talisman for Protection



Talisman to Command Evil Spirits

USE PYRAMID MONEY POWER TO BRING PEACE OF MIND

When you once master the money-making secrets of the ancients you have studied in the pages of this chapter, you will have found a new and amazing way of easing all your financial burdens in life. Just a few minutes of your time each day, in the privacy of your own house, with virtually no effort on your own part, could provide you with better security and peace of mind.



PART THREE

PYRAMIDIC HEALTH SECRETS OF THE ANCIENTS

- Pyramid Power Healing Process
- Part 1: (A) Used to help heal diseases of the blood.
 Part 2: (B) Used to help fight all forms of infection.
 Part 3: (C) Used to help cure nervousness.
 Part 4: (D) Used to help treat diseases of the lungs.
 Part 5: (E) Used to help heal infections of intestines.
 Part 6: (F) Used to help ease mental disorders.
 Part 7: (G) Used to help cure insomnia.
 Part 8: (H) Used to help induce general good health.

Pyramid Power Magick Incantations

AUM - A - NU - BIS - AUM AUM - IS - IS - AUM
 AUM - TH - OTH - AUM AUM - HA - THOR - AUM
 AUM - HO - RUS - AUM AUM - B - AST - AUM
 AUM - P - TAH - AUM AUM - O - SI - RIS - AUM

Pyramid Power Images
 Your Personal Pyramid Power Generator
 Your Personal Pyramidic Health Restorer
 Pyramid Power Rays
 Red Gold - Sky Blue - Soft Green
 Apricot - Yellow Gold - Turquoise
 Violet - White

Permits you to stimulate the correct pyramidic vibrations with which to help cure and heal diseases of the body and mind.

How Paul A. Was Completely Cured With Pyramid Power
 Paul A., a quiet and soft-spoken member of a Pyramid Power group and experimenters in San Francisco, had been ill for over a year, and doctors he visited were unable to help heal him of his problems. Paul was a victim of severe, and unexplainable abdominal pains, which caused him a lot of physical discomfort and to miss several days from work. He suffered from lack of energy and vitality as well, and would lay in bed to ponder his predicament, unable to arouse within himself enough interest to even shave. He was also not eating and this, too, began to influence his body's inbuilt powers of recovery in an adverse way. It was at this lowest point in his losing battle with the disease that he sought help, in the shape of Pyramid Power and the Healing Secrets of the Ancients.

Paul commenced practising the ancient healing processes as he lay in bed at night, concentrating all his attention on releasing the positive healing powers of the cosmos into his own life. He literally absorbed an overabundance of dynamic, pulsating Pyramidic Healing Powers into every nerve and cell of his body as he lay in his bed. In addition to

this he recited a Pyramidic Health Chant as given him by the mystic instructing him in the Ancient Mysteries.

Within the space of three weeks, Paul found he was filled with more and more energy and vitality, increased relaxation physically, and felt a whole lot better in general. The abdominal pains gradually ceased and his appetite returned and was soon back to his normal weight. In short, Pyramid Power had completely healed Paul of his physical discomfort and emotional distress.

THE SECRET OF PYRAMIDIC HEALING AND HOW IT CAN HELP YOU HAVE BETTER HEALTH, MORE VITALITY, AND A LONGER LIFE!

By now you're probably intrigued by what Pyramidic Healing is, and just how it can help you to enjoy better health. Put simply, the entire concept of Pyramidic Healing is based on the manipulation of Pyramidic Health Rays to help promote the natural healing forces of the body. And that's exactly how it works. Here's just a small selection of what this amazing power can do. . .

*The red pyramidic ray of energy can fill you with unlimited energy and vitality. It can also help in the natural healing treatment of blood diseases.

*The blue pyramidic ray of tranquility can fill you with a sense of tranquil happiness and peace of mind. It can also help the natural healing of all forms of infection.

*The green pyramidic ray of revitalization can fill you with a much more powerful sense of purpose. It can also help promote the natural healing of diseases affecting the circulatory system, nervous system, and the heart.

*The apricot pyramidic ray of assimilation can help you to assimilate new information into a collective and constructive

whole so as to use it to your benefit. It can also help in the natural healing treatment of respiratory diseases – including asthma.

*The yellow pyramidic ray of purification can help to rid your mind of destructive self-doubt which can effectively block the flow of Pyramidic Energy into your life. It can also help promote a natural healing of diseases affecting the intestines including diabetes.

*The turquoise pyramidic ray of contentment can fill you with a new sense of emotional fulfillment. It can also help promote a natural healing of illnesses and diseases affecting the brain, ears, eyes, nose and throat.

*The violet pyramidic ray of regeneration can help completely regenerate your mind, body and soul. It can also help in the natural healing treatment of insomnia and mental disorders.

*The white pyramidic ray of positive vibrations can fill you to the brim with a positive mental outlook. It can also help with the natural healing treatment of various minor diseases such as colds and flu.

. . . and that's only the beginning!

How Philip R. Used Pyramid Power to Receive a Cure

Philip R. was an average middle-aged man, from the mid-western United States, who had suffered from many years of one illness or another, and the doctors were at a loss as to how to help him. He was also diagnosed as having kidney stones and suffered from constant pain because of this. The doctors wanted to operate, but Philip didn't like the idea. It was then, at this darkest hour of his life that Philip turned to Pyramid Power and the Healing Secrets of the Old Ones. He sought out a world-renowned astrologer, psychic and

authority on Pyramid Power and the Occult Sciences, for help.

This individual gave Philip a Pyramidic Healing Rite, not unlike those contained in this chapter, to use for three weeks. At the end of the stipulated period of time, Philip found that a meal no longer made him feel sick, and was filled with more self-confidence which enabled him to face the prospect of an operation – without fear of any kind.

PART 1: (A) USED TO HELP TREAT DISEASES OF THE BLOOD

Pyramid Power Magick Incantation AUM – A – NU – BIS – AUM

This Pyramid Power Magick Incantation should be repeated nine times for a period of nine days. If the desired results are not realized and experienced during this period, repeat nine times for an additional nine days, or until such time your Personal Pyramidic Health Restorer is sufficiently energized to materialize improved health for you.

Begin the treatment by closing your eyes and relaxing.

Use the mind's psychic third-eye, your invisible occult power: eyes, to visualize your Personal Pyramidic Power Generator. Visualize it as vividly and clearly as possible.

Concentrate on its interior.

It will be dark, and then begin to fill with a bright, white light.

Visualize this light flowing down and around you. Continue until it fills the interior of your Personal Pyramid Power Generator with white glowing light.

Recite the Pyramid Power Magick Incantation a total of nine times.

As you recite the Incantation, which can be done either verbally or mentally, imagine the brilliant white light all around you is changing and becoming the color of red gold, as you speak the words-of-power of the Pyramid Power Magick Incantation.

Concentrate on this shimmering, golden-red colored light, visualize it as clearly as possible and watch as it begins to vibrate to Ancient Healing Forces of the Cosmos.

You are now sitting inside your Personal Pyramidic Health Restorer.

Intone:

“Divine Anubis, protector of lost souls, in this world and beyond, I beseech Thee to grant me an ounce of Thy Mystic Life Force, so that with it I may, with Thy help, become as one with Thee – perfect and whole. If it be Thy will, Anubis.”

Now as you sit for a few minutes, enjoying the positive vibrations of the Ritual, breathe deeply, imagining the red light being drawn downward to your solar plexus. Then, as you exhale, imagine this magick life force spreading and flowing either to all parts of your body or to a specific, in this case the veins, area of your body. This should be repeated over and over again for at least five minutes.

In short – *become the light!*

It is at this point that you must focus your complete attention on the Ritual – and what it is you wish to achieve. No other thoughts must be allowed to enter your mind. Concentrate entirely upon your desire for better health or more vitality, and how the Ritual can help you to realize them. Keep this positive thought in your mind both day and night.

Note: Use the Pyramidic Health Restorer to achieve only one healing at a time. Holding two or more health desires in your mind at the same time, will tend to weaken the healing powers of Pyramidic Energy – and your Personal Pyramidic Health Restorer.

Under no circumstances should this Pyramidic Health Ritual be used as a cure-all. Use it only as a supplement to prescribed treatment.

How Shirley H. Used Pyramid Power to Quit Smoking and Improve Her Health

A forty-five year old housewife, Shirley H., had been smoking for over thirty years when she first became involved with Pyramid Power, and the Healing Secrets of Ages Past. She had tried one method after another to quit her harmful addiction to smoking, including hypnosis and mind power, but all to no avail. When she discovered the healing forces of Pyramid Energy from Ancient Egypt, she began using ancient mystic power dilligently each day for one month, and she was soon able to quit smoking altogether.

PART 2: (B) USED TO HELP FIGHT ALL FORMS OF INFECTION

Pyramid Power Magick Incantation
AUM – IS – IS – AUM

This Pyramid Power Magick Incantation should be repeated nine times for a period of nine days. If the desired results are not realized and experienced during this period, repeat nine times for an additional nine days, or until such time your

Personal Pyramidic Health Restorer is sufficiently energized to materialize improved health for you.

Begin the treatment by closing your eyes and relaxing.

Use the mind's psychic third-eye, your invisible occult power eyes, to visualize your Personal Pyramid Power Generator. Visualise it as vividly and clearly as possible.

Concentrate on its interior.

It will be dark, and then begin to fill with a bright, white light.

Visualize this light flowing down and around you. Continue until it fills the interior of your Personal Pyramid Power Generator with white glowing light.

Recite the Pyramid Power Magick Incantation a total of nine times.

As you recite the Incantation, which can be done either verbally or mentally, imagine the brilliant white light all around you is changing and becoming the sky blue of Isis, Egyptian Goddess of the Moon.

Concentrate on this bright, shining light, visualize it clearly and watch as it begins to pulsate with the Ancient Healing Forces of Isis.

You are now sitting inside your Personal Pyramidic Health Restorer.

Intone:

“Blessed Isis, high priestess of celestial healing, I ask of Thee to grant me a taste of thy Lifeforce so that with this divine gift I may, if it is with Thy blessing, become as one with Thee, perfect and whole in every way. Know now that this is my wish, O Divine and Eternal One. So shall it be forever.”

Now as you sit for a few minutes, enjoying the positive vibrations of the Ritual, breathe deeply a few times, imagining the blue light flowing downward to your solar plexus. Then, as you slowly exhale, visualize and feel this magick life force spreading and flowing either to all areas and centres of your body or to a specific part of your body. Repeat over and over again for at least five minutes.

In short – *become the light!*

It is at this point that you must focus your complete attention on the Ritual – and what it is you wish to achieve. No other thoughts must be allowed to enter your mind. Concentrate entirely upon your desire for better health or more tranquility – and how the Ritual can help you to realize them. Keep this positive thought in your mind, by both day and night.

Note: Use the Pyramidic Health Restorer to achieve only one healing at a time. Holding two or more health desires in your mind at the same time will tend to weaken the healing powers of Pyramidic Energy – and your Personal Pyramidic Health Restorer.

Under no circumstances should this Pyramidic Health Ritual be used as a cure-all. Use it only as a supplement to prescribed medication.

HOW PYRAMIDIC HEALING POWER HAS BEEN USED FOR CENTURIES IN THE MYSTIC AND OCCULT WORLDS

As much as I would like to, I can't take the credit for instigating the use of color healing techniques. On the contrary, many world famous psychics and mystics have developed their own rituals and methods a little different to

those found in this book, but which still employ a small fraction of Pyramidic Healing Power, though under other slightly more exotic names.

Take metaphysicist Evelyn Monahan, for example. In her book, *Miracle of Metaphysical Healing* (now out of print), she says how, at the age of 22 years, she suffered a serious head injury, which left her blind and an epileptic – experiencing as many as 12 different seizures each and every day following the accident. Yet, using the odd healing qualities which certain colors seem to possess, this remarkable young American was able to overcome every last one of her handicaps, and now lives a normal, happy, and healthy life!

In this book, I have omitted the usual mish-mash, wild theories and general nonsense normally associated with such practices and which are even now effectively blocking the flow of Universal Healing Power into all our lives, and have presented what I sincerely believe in my heart are the “lost secrets”, in respect of Pyramidic Healing Power, and how one may use them for better health, more energy and vitality, and most important of all, a longer life.

PART 3: (C) USED TO HELP CURE NERVOUSNESS

Pyramid Power Magick Incantation
AUM – TH – OTH – AUM

This Pyramid Power Magick Incantation should be repeated nine times for a period of nine days. If the desired results are not realized and experienced during this period, repeat nine times for an additional nine days, or until such time your Personal Pyramidic Health Restorer is sufficiently energized to materialize improved health for you.

Begin the treatment by closing your eyes and relaxing. Use the mind's psychic third-eye, your invisible occult power eyes, to visualize your Personal Pyramid Power Generator. Visualize it as clearly and vividly as possible. Concentrate on its interior.

It will be dark, and then begin to fill with a bright, white light.

Visualize this light flowing down and around you. Continue until it fills the interior of your Personal Pyramid Power Generator with glowing white light.

Recite the Pyramid Power Magick Incantation a total of nine times.

As you recite the Incantation, which can be done either verbally or mentally, imagine the brilliant white light all around you is starting to change, becoming a soothing and relaxing shade of green.

Concentrate on this soothing, relaxing green light; visualize it as clearly as possible and watch as it begins to vibrate to the Pyramidic Healing Forces of the Cosmos.

You are now sitting inside your Personal Pyramidic Health Restorer, and there is virtually no limit to its metaphysical healing properties and potential for help in curing afflictions.

Intone:

"Beloved Thoth, master of time and medicine, I call Thee, and ask of Thee to grant me a gift of but a small portion of Thy own Lifeforce – which say I shall heal me of my nervous fears in the twinkling of an eye. I beseech Thee, a gentle and kind Spirit, to grant me this wish as made known to Thee this day. In Thy Name I shall be healed."

Now as you sit for a few minutes, enjoying the positive

vibrations of the Ritual, breathe deeply a few times, and imagine the green light flowing downward to your solar plexus. Then as you exhale slowly "feel" the magickal essence spreading and flowing either to all parts of your body, or to a specific part of your body. This should be repeated over again – for at least five minutes.

In short – *become the light!*

It is at this point that you must focus your complete attention on the Ritual – and what it is you wish to achieve. No other thoughts must be allowed to enter your mind. Concentrate entirely upon your desire for better health or more sense of purpose – and how Thoth can help you to realize them. Keep this positive thought in your mind, both day and night.

Note: Use the Pyramidic Health Restorer to achieve only one healing at a time. Holding two or more health desires in your mind at the same time, will tend to weaken the healing powers of Pyramidic Energy – and your Personal Pyramidic Health Restorer.

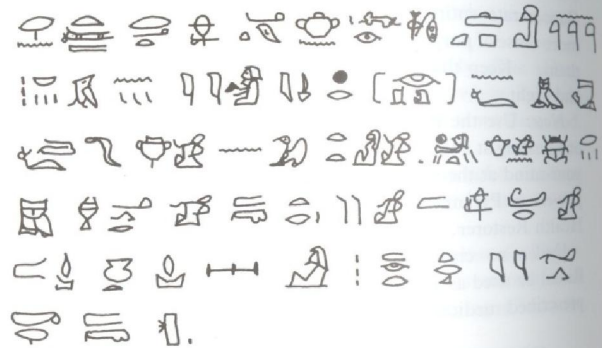
Under no circumstances should this Pyramidic Health Ritual be used as a cure-all. Use it only as a supplement to prescribed medication.

ANCIENT EGYPTIAN LONGER LIFE SPELL

This Pyramidic Health Power Spell is based on one that dates back to 1500 B.C., but simplified so as to increase its magickal properties a thousandfold. The only requirements are solitude, a suitable frame of mind, and a few minutes of your time. The original spell on which it is based was incorporated into the funeral rites described in the Egyptian Book of the Dead, so as to ensure continuance of the lifeforce after mummification had taken place.

In effect, the spell helps to promote better health, more energy, and longer life for its user.

Prior to commencement of the Spell, obtain a small piece of plain white paper and draw upon it a scarab on one side, and the forbidden Egyptian hieroglyphics required for the Spell on the other side. Use ordinary everyday items to create the amulet. Any colored ink can be used for this purpose. You are now ready to begin.



The Ancient Egyptian Longer Life Spell Hieroglyphics.
Note: a scarab and a beetle are one and the same.

At either dawn or midday on a Sunday, for these are the times the magickal forces governing good health are at their most beneficial – according to occult lore, that is – stand facing east, the amulet in your hand, and recite the following adjuration to the ageless forces of ancient mid-east magick.

Intone;

“O Powerful Forces of the Sun and Good Health, I hold in my hand the Scarab and the unspoken words of the Ancient Ones, and I call on Thee to do justice unto me at all times. May Unas, and all those who stand with him, rain down a torrent of good health upon me.”

Your piece of paper is now a highly powerful charm against disease and premature old age.

Carry or wear it on your person at all times.

How Christopher G. Stopped His Daughter's Asthmatic Attacks With Color Healing

Christopher G.'s little daughter was just seven years old, when he first sought metaphysical help for his ailing young child. Sonia G. – a particularly charming little girl with an unusually captivating personality – had suffered from constant asthmatic attacks since before her fourth birthday, and they were making the poor child's life a big misery. And despite the very latest medical treatment, she was unable to find the slightest relief from the daily attacks – sometimes up to four attacks a day.

“My little princess has suffered enough,” Christopher told a noted American metaphysicist, visiting his town as part of a nationwide lecture tour. “I'm prepared to try anything, regardless of how weird or bizarre it might be, which can help my little girl live a normal life with the other children in the neighbourhood”

The metaphysicist, after asking a few pertinent questions, explained to Christopher the basic principle and fundamental

truths, in terms of color healing. He instructed Christopher in the correct procedure which would help treat his daughter's asthmatic condition.

After a mere ten days, Sonia had gone an entire week without suffering a single attack! At the end of three weeks, when Christopher took a healthier Sonia for her monthly visit to the local doctor – he received the biggest surprise of his life. Sonia was cured!

The amazed doctor told Christopher that Sonia could be gradually eased off her medication.

The magickal forces of Pyramidic Healing Power – as used in color healing – had opened the door to a whole new way of life for Sonia, and now these same magickal forces are available for you to use, now and forever!

PART 4: (D) USED TO HELP TREAT RESPIRATORY DISEASES

Pyramid Power Magick Incantation
AUM – HA – THOR – AUM

This Pyramid Power Magick Incantation should be repeated nine times for a period of nine days. If the desired results are not realized and experienced during this period, repeat nine times for an additional nine days, or until such time your Personal Pyramidic Health Restorer is sufficiently energized to materialize improved health for you.

Begin the treatment by closing your eyes and relaxing.

Use the mind's psychic third-eye, your invisible occult power eyes, to visualize your Personal Pyramid Power Generator. Visualize it as clearly and vividly as possible.

Concentrate on its interior.

It will be dark, then begin to fill with a sparkling, white light.

Visualize this light flowing down and around you. Continue until it fills the interior of your Personal Pyramid Power Generator with white glowing light.

Recite the Pyramid Power Magick Incantation a total of nine times.

As you recite the Incantation, which can be done either verbally or mentally, imagine the brilliant white light all around you is starting to change, becoming an exotic shade of apricot, as you speak the words of the Incantation.

Concentrate on this unusual, yet stimulating apricot light, filling the interior of your Personal Pyramid Power Generator. Visualize this light as clearly as possible and watch as it begins to vibrate to the Pyramidic Healing Forces of the Cosmos.

You are now sitting inside your Personal Pyramidic Health Restorer and there is virtually no limit to its metaphysical healing powers in curing physical and mental disorders.

Intone:

"Gentle Hathor, guardian of the weak, I call to Thee in the darkest hour of night, and beseech Thee to place Thy hand upon my chest so that I may know freedom from pain and peace of mind – now and forever. Bathe me in Thy healing rays, and make me whole again. With Thy blessing, so shall this be."

Now as you sit for a few minutes, enjoying the positive vibrations of the Ritual, breathe deeply, and imagine the exotic apricot light around you being drawn downward to your solar plexus. Then, as you breathe out, imagine the magickal essence spreading and flowing either to all centers of

your body or to a specific, in this case the lungs, part of the body. This should be repeated over and over again for at least five minutes at a time.

In short – *become the light!*

It is at this point that you must focus your complete attention on the Ritual – and what it is you wish to achieve. No other thoughts must be allowed to enter your mind. Concentrate entirely upon your desire for better health, and how the Ritual can help you realize it. Keep this positive thought in your mind at all times.

Note: Use the Pyramidic Health Restorer to achieve only one healing at a time. Holding two or more health desires in your mind at the same time, will tend to weaken the healing powers of Pyramidic Energy and your Personal Pyramidic Health Restorer.

Under no circumstances should this Pyramidic Health Ritual be used as a cure-all. Use it only as a supplement to prescribed medication.

THE SPECIAL ROLE COLOR HAS IN PYRAMIDIC HEALING

Color has a very special and important role to play in your Pyramidic Health Rituals, which you can use to live a happier, more healthier mode of living. With the once secret health-giving properties of colors given to you in this book, you will be able to begin to use the magickal power of Pyramidic Healing to color your way to perfect health.

Practice these health secrets over and over, until they become a part of your very being, then watch as they begin to fill your life with more vitality, health and happiness than you can imagine.

PART 5: (E) USED TO HELP HEAL INFECTIONS OF THE INTESTINES

Pyramid Power Magick Incantation
AUM – HO – RUS – AUM

This Pyramid Power Magick Incantation should be repeated nine times for a period of nine days. If the desired results are not realized and experienced during this period, repeat nine times for an additional nine days, or until such time your Personal Pyramidic Health Restorer is sufficiently energized to materialize improved health for you.

Begin the treatment by closing your eyes and relaxing.

Use the mind's psychic third-eye, your invisible occult power eyes, to visualize your Personal Pyramid Power Generator. Visualize it as vividly and clearly as possible.

Concentrate on its interior.

It will be dark, and then begin to fill with a bright, white light.

Visualize this light flowing down and around you. Continue until it fills the interior of your Personal Pyramid Power Generator with white glowing light.

Recite the Pyramid Power Magick Incantation a total of nine times.

As you recite the Incantation, which can be done either verbally or mentally, imagine the brilliant white light all around you is changing and becoming a sparkling yellow-gold.

Concentrate on this sparkling, yellow-gold light, visualize it with clarity and watch as it begins to pulsate to the vibrations of Ancient Pyramidic Healing Energies.

You are now sitting inside your Personal Pyramidic Health Restorer, and there is virtually no limit to its metaphysical

healing properties in curing physical and mental afflictions.
Intone:

"Glorious Horus, radiant healer of our sicknesses, I command Thee to come forth from Thy place above the sky, so that Thee may fill me with a blinding radiance to burn out the disease which plagues me during both day and night. Grant me this request, so that I may drink of Thy surging life-force – as you stand at my side at the steps of Heaven. With Thy blessings, Divine Horus, so shall this be."

Now as you sit for a few minutes, enjoying the positive vibrations of the Ritual, breathe deeply, imagining the sparkling yellow-gold light is being drawn downward to your solar plexus. Then, as you exhale, begin to imagine the magickal essence spreading and flowing either to all centers of your body or to a specific part of your body. This should be repeated over and over again for at least five minutes at a time.

In short – *become the light!*

It is at this point that you must focus your complete attention on the Ritual – and what it is you wish to achieve. No other thoughts must be allowed to enter your mind. Concentrate entirely upon your desire for better health or purification of thought – and how the Ritual can help you to realize them. Keep this positive belief in your mind at all times.

Note: Use the Pyramid Health Restorer to achieve only one healing at a time. Holding two or more health desires in your mind at the same time, will tend to weaken the healing powers of Pyramidic Energy – and your Personal Pyramidic Health Restorer.

Under no circumstances should this Pyramidic Health

Ritual be used as a cure-all. Use it only as a supplement to prescribed medication.

How Juliet M. Used Pyramidic Healing to Help Alleviate Her Heart Trouble

Fifteen years ago, victim of constant chest pains, recurring dizzy spells, difficulty in breathing, fatigue and various other physically distressing symptoms, 70-year-old Juliet M. visited her local doctor, and was given a complete physical examination.

The diagnosis was not good. Cardiovascular disease which proved to be progressive. Juliet was told she had from three to five years left providing she exercised strict moderation in everything she did.

Desperately seeking a "miracle" cure with which to increase her life-span and bring freedom from worry, Juliet attended an evening lecture on the virtues of Pyramid Power held at the local hall. To Juliet, the most interesting part of the night's activities was a demonstration of Pyramidic Healing Techniques. Continuing with her prescribed medical treatment, Juliet commenced applying the health secrets of the ancients to her own life.

Juliet M. is now a fit and healthy senior citizen.

PART 6: (F) USED TO HELP EASE MENTAL DISORDERS

Pyramid Power Magick Incantation

AUM – B – AST – RA – AUM

This Pyramid Power Magick Incantation should be repeated nine times for a period of nine days. If the desired results

are not realized and experienced during this period, repeat nine times for an additional nine days, or until such time your Personal Pyramid Health Restorer is sufficiently energized to materialize improved health for you.

Begin the treatment by closing your eyes and relaxing.

Use the mind's psychic third-eye, your invisible occult power eyes, to visualize your personal Pyramid Power Generator. Visualize it as vividly and clearly as possible.

Concentrate on its interior.

It will be dark, and then begin to fill with a bright, white light.

Visualize this light flowing down and around you. Continue until it fills the interior of your Personal Pyramid Power Generator with white glowing light.

Recite the Pyramid Power Magick Incantation a total of nine times.

As you recite the Incantation, which can be done either verbally or mentally, imagine the brilliant white light all around you is changing and becoming a beautiful shade of turquoise, as you speak the words of the Incantation.

Concentrate on this beautiful, turquoise-colored light, image it as clearly as you can and watch as it begins to throb with the incredible energies of Pyramidic Healing Power.

You are now sitting inside your Personal Pyramidic Health Restorer, and there is virtually no limit to its metaphysical healing properties in curing physical and mental disorders.

Intone:

"Blessed Bast, who walks the earth in the shape of a cat, I request Thee to grant me a clarity of thought and action, so that I may enjoy and worship the glories of Thy Name. Thou hast the power to grant me my request, and I ask Thee O Beloved

Bast, to do so. With Thy blessings, so shall the clouds be parted."

Now as you sit for a few minutes, enjoying the positive vibrations of the Ritual, breathe deeply, imagining the beautiful turquoise light beam being drawn downward to your solar plexus. Then, as you exhale, begin to imagine the magical essence spreading and flowing either to all centres of your body or to a specific part of your body – in this case the head. This should be repeated over and over again for at least five minutes at a time.

In short – *become the light!*

It is at this point that you must focus your complete attention on the Ritual – and what it is you wish to achieve. No other thoughts must be allowed to enter your mind. Concentrate entirely upon your desire for better health or more emotional contentment along with how the Ritual can help you realize them. Keep this positive belief in your mind at all times.

Note: Use the Pyramidic Health Restorer to achieve only one healing at a time. Holding two or more health desires in your mind at the same time, will tend to weaken the healing powers of Pyramidic Energy – and your Personal Pyramidic Health Restorer.

Under no circumstances should this Pyramidic Health Ritual be used as a cure-all.

Use it only as a supplement to prescribed medical treatment.

TABLE OF CORRESPONDENCES

Begin this very minute to make a concerted effort to assimilate the Pyramidic Health Secrets found in this book into a constructive whole, so that you will have a frame of reference

from which to work should a unforeseen illness suddenly strike you, a loved one, or an acquaintance. You will then instantly know the correct Pyramidic Health Ray to use in any given situation.

The correspondences between the Pyramidic Health Rays of Pyramidic Healing Power and disease is as follows:

Red corresponds to diseases of the blood

Blue corresponds to all forms of infection.

Green corresponds to nervous, circulatory and heart conditions.

Apricot corresponds to respiratory ailments.

Yellow corresponds to infections of the intestines.

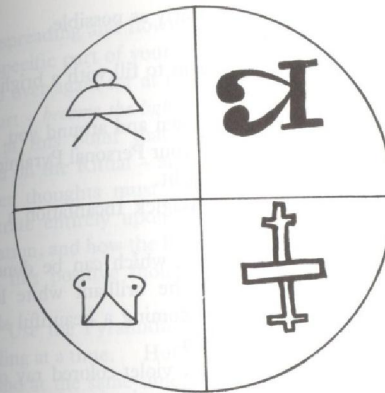
Turquoise corresponds to mental disorders.

Violet corresponds to ears, eyes, nose and throat.

White corresponds to unspecified ailments.

Make a habit of reading through this Table of Correspondences daily for nine days until you can automatically associate a color with every disease, and vice versa. It is impossible to predict when you might be in a situation where such occult knowledge will prove invaluable to an individual. For example, let's suppose the person encountered is suffering from a severe case of nerves. You can now instantly advise this unfortunate individual to become acquainted with the color green. You should learn to associate disease and color in a single thought – this simple piece of mental magick could just prove to be a lifesaver!

Good health can now be yours forever more.



Talisman for Good Health

PART 7: (G) USED TO HELP CURE INSOMNIA

Pyramid Power Magick Incantation
AUM – P – TAH – AUM

This Pyramid Power Magick Incantation should be repeated nine times for a period of nine days. If the desired results are not realized and experienced during this period, repeat nine times for an additional nine days, or until such time your Personal Pyramidic Health Restorer is sufficiently energized to materialize improved health for you.

Begin the treatment by closing your eyes and relaxing.

Use the mind's psychic third-eye, your invisible occult power eyes, to visualize your Personal Pyramid Generator.

Visualize it as vividly and clearly as possible.
Concentrate on its interior.

It will be dark, and then begin to fill with a bright, white light.

Visualize this light flowing down and around you. Continue until it fills the interior of your Personal Pyramid Power Generator with white glowing light.

Recite the Pyramid Power Magick Incantation a total of nine times.

As you recite the Incantation, which can be done either verbally or mentally, imagine the brilliant white light all around you is changing and becoming a beautiful shade of violet, as you say the Incantation.

Concentrate on this beautiful, violet-colored ray of light, using your heightened powers of creative imaging to visualize the light vivid and clear, and watch as it begins to pulsate to ancient vibrations of Pyramidic Healing Power.

You are now sitting inside your Personal Pyramidic Health Restorer, and there is virtually no limit to its metaphysical healing properties in curing physical and mental disorders.

Intone:

“Hail, Mighty Ptah, grand designer of the material world, I call Thee forth from Thy place in Space, and beseech Thee to close my eyes and still every thought, so that I may know sleep’s sweet embrace this night. Thou is a kind and gentle Spirit who, it is written, will grant a mortal’s wish – if it be in Thy power to do so.”

Now as you sit for a few minutes, enjoying the positive vibrations of the Ritual, breathe deeply a few times, and imagine the violet ray being drawn downward to your solar plexus. Then, as you breathe out, visualize the magickal

essence spreading and flowing either to all parts of the body, or to a specific part of your body. This should be repeated over and over again for at least five minutes at a time.

In short – *become the light!*

It is at this point that you must focus your complete attention on the Ritual – and what it is you wish to achieve. No other thoughts must be allowed to enter your mind. Concentrate entirely upon your desire for better health or regeneration, and how the Ritual will help you to realize them.

Keep this positive thought in your mind both day and night.

Note: Use the Pyramidic Health Restorer to achieve only one healing at a time. Holding two or more health desires in your mind at the same time, will tend to weaken the healing powers of Pyramidic Energy – and your Personal Pyramidic Health Restorer.

The most appropriate time to use this particular Pyramidic Health Secret is just prior to retiring for the night, as you lay in bed.

Under no circumstances should this Pyramidic Health Ritual be used as a cure-all. Use it only as a supplement to prescribed medication.

USE PYRAMIDIC HEALING POWER TO HELP OTHERS

You now possess the ancient knowledge upon which the miraculous force known as Pyramidic Healing Power is based. No longer can you say that you are totally dependent on one drug or another to bring good health and peace of mind into your life; all that you will be required to have will be the “health secrets” of ages past, found in this chapter, which will enable you to focus powerful Pyramidic Health Rays on

yourself, loved ones, and acquaintances to bring an avalanche of good health and vitality.

When using Pyramidic Healing Power in absent healing, visualize the individual in question surrounded by the appropriate color and recite the correct Pyramid Power Magick Incantation nine times for a total of nine days. That's all there is to it!

PART 8: (H) USED TO MAINTAIN GOOD HEALTH

Pyramid Power Magick Incantation
AUM – O – SI – RIS – AUM

This Pyramid Power Magick Incantation should be repeated nine times for a period of nine days. If the desired results are not realized and experienced during this period, repeat nine times for an additional nine days, or until such time your Personal Pyramidic Health Restorer is sufficiently energized to materialize improved health for you.

Begin the treatment by closing your eyes and relaxing.

Use the mind's psychic third-eye, your invisible occult power eyes, to visualize your Personal Pyramid Power Generator. Visualize it as vividly and clearly as possible.

Concentrate on its interior.

It will be dark, and then begin to fill with a bright, white light. Visualize this light flowing down and around you. Continue until it fills the interior of your Personal Pyramid Power Generator with white glowing light.

Recite the Pyramid Power Magick Incantation a total of nine times.

As you recite the Incantation, which can be done either verbally or mentally, imagine the brilliant white light all

around you is starting to pulsate with the ancient vibrations of Pyramidic Healing Power.

You are now sitting inside your Personal Pyramidic Health Restorer, and there is virtually no limit to its metaphysical healing properties in inducing and maintaining good health. Intone:

“Lord Osiris, essence of life and happiness, Grand King of the Heavens, and all that was below, I beseech Thee to grant me a taste – if it be thy will – of Thy own Lifeforce so that I may, with Thy divine help, become as one with it, perfect and whole. If it be in accordance with Thy will, the divine powers shall fill me with energy, and bring better health from this day forth. Grant me, Grand One, this request.”

Now as you sit for a few minutes, enjoying the positive vibrations of the Ritual, breathe deeply a few times, imagining the brilliant light is being drawn downward to your solar plexus. Then, as your exhale, begin to imagine the magickal essence spreading and flowing either to all centers of your body or to a specific part of your body in need of a healing. To gain the best possible benefit, repeat this over and over again for five minutes at a time.

In short – *become the light!*

It is at this point that you must focus your complete attention on the ritual – and what it is you wish to achieve. No other thoughts must be allowed to enter your mind. Concentrate entirely upon your desire for better health and how the Ritual can help you attain a better state of well-being. Keep this positive thought in your mind at all times.

Note: Use the Pyramidic Health Restorer to achieve only one healing at a time. Holding two or more health desires in your mind at the same time, will tend to weaken the healing powers of Pyramidic Energy – and your Personal Pyramidic Health Restorer.

Under no circumstances should this Pyramidic Health Ritual be used as a cure-all. Use it only as a supplement to prescribed medication.

PART FOUR

ADVANCED SECRETS OF PYRAMIDIC ENERGY

ADVANCED

Permits you to stimulate
which is read and

How the Occult P

Class 12, an attractive
class, was saved by
power of telepathy.

One day, during one of
the most secret of receive
sessions—at close range

Chapter Six

USING PYRAMID POWER TO PROBE THE SECRET THOUGHTS OF OTHERS

It was considered that
the process was
not a little more
than had an constant

to do with the
the mind in a
water were

illustrated as to what
the mind the
the first
the last of the

what to do about this
the contact
the Mind
the last of the

the last of the
the last of the

Pyramid Power Telepathic Process

- Part 1: (A) Used to read minds at close range.
 - Part 2: (B) Used to read minds at a distance.
 - Part 3: (C) Used to create a telepathic barrier.
 - Part 4: (D) Used to communicate with animals.
 - Part 5: (E) Used to transcend the dimensions of time and space.
 - Part 6: (F) Used to contact space aliens.
- Pyramid Power Magick Incantation
AUM – O – SI – RIS – AUM (Egyptian God of the Sun)

Pyramid Power Images
Your Personal Telepathic Pyramid Receiver
Your Personal Pyramidic Telepathy Mind Barrier
Pyramid Power Ray
The Golden Ray of the Sun God

Permits you to stimulate the correct pyramidic vibrations with which to send and receive telepathic thought-impulses.

How the Occult Power of Telepathy Saved One Woman's Life

Hazel D., an attractive young member of a psychic development class, was saved from a possible tragedy with the occult power of telepathy. She'd just met a young man named Kevin, and he was pushing her into going out with him. One day, during one of the development classes, she found the ancient secret of receiving thought impulses from the minds of others – at close range.

The very next day she tried it on Kevin, without his knowledge, and was shocked to learn that he was an escaped convict, on the run for at least the past six months, with an extensive police record for rape at the point of a knife, and that he was considered extremely violent. He had always been just a little too noncommittal about his past with her and Hazel had always "felt" he had been hiding some terrible secret to do with his past from her. Telepathic probing of his mind had proven a terrible fact – her feelings about the matter were all too true. Hazel was also very confused and frightened as to what she should do.

Who could she turn to?

She finally decided the best thing to do was contact the local sheriff, who was also a personal friend, for he would know what to do about this. He verified that Kevin was indeed an escaped convict from prison, and had him picked up at the supermarket where he was currently working and sent him back to prison where he belonged. Kevin was now out of her life for good, and he never once suspected her of being directly behind his arrest.

Hazel knew she had been spared a terrible ordeal for Kevin had been planning to rape and murder her as soon as the opportunity had presented itself, but had been denied the chance to carry out his cruel scheme.

Hazel is convinced the occult power of telepathy save her life.

THE INCREDIBLE SECRET OF PYRAMIDIC TELEPATHY

The Ancient Power of Pyramidic Telepathy can let you probe the most intimate secrets of others, almost automatically. You can begin to sense hidden and secret things in the mind of any person within range of your Personal Telepathic Pyramid Receiver, once you learn how to focus and use it. This amazing power can now be yours.

Here are just a few of the things you could soon be doing:

- * You could be reading the mind of any man or woman, young or old, friend or stranger, at close range!
- * You could be knowing the most intimate secrets of others standing right beside you, over the telephone – or even half a world away!
- * You could be transmitting silent thought commands to whomever you choose, even perfect strangers, regardless of where they might be in the world!
- * You could be creating an impenetrable telepathic barrier around your mind to protect your secret dreams and schemes from probes by other telepathics!
- * You could be transcending the barriers of time and space to know past and future generations – or even other dimensions!
- * You could even be taking mind-expanding journeys to

the stars to contact space aliens on strange, far away worlds!

Once you have mastered this amazing power, you can begin to sense the innermost secrets and desires of whomever you like – it can be an old friend or a perfect stranger, no matter where they may be. It is good to remember that Pyramidic Telepathy is unrestricted in regards to the physical limitations of time and space as we perceive it.

As with any esoteric ability, the occult power to successfully tune in to the telepathic thought-impulses radiating out from the innermost secrets of other minds requires time and patience, and you need no new psychic equipment except your own mind and the Pyramid Power Rites and Incantations. Have faith in your own abilities – and you will succeed.

Start to develop this ancient power today and, within the next week, you could well be on your way to finding out who your real friends are and their secret dreams, who to trust and who not to, and a host of other bits and pieces of secret information which you can use to better your own life in an infinite variety of ways.

Once you have mastered it, the ancient power of Pyramidic Telepathy will always be there at your unspoken command.

RITUAL OF THE TELEPATHIC PYRAMID RECEIVER

Used to stimulate the correct pyramidic vibrations with which to send and receive telepathic impulses.

Pyramid Power Magick Incantation
AUM – O – SI – RIS – AUM

This Pyramid Power Magick Incantation should be repeated nine times for a period of nine days. If the desired results are not realized and experienced during this period, repeat nine times for an additional nine days, or until such time your Personal Telepathic Pyramid Receiver is sufficiently energized to help you send and receive impulses from others.

Begin the Ritual by closing your eyes and relaxing.

Use the mind's psychic third-eye, your invisible occult power eyes, to visualize the interior of your head. It will be hollow and filled – in your imagination – with a dense, inky darkness. At the exact centre of your head, in line with the square-inch space between your eyes, visualize a tiny golden pyramid – pulsating with telepathic power. What you are looking at is your Personal Telepathic Pyramid Receiver switched on, with the power of Pyramidic Energy!

Recite the Pyramid Power Magick Incantation a total of nine times.

As you recite the Incantation, which can be done either verbally or mentally, imagine the tiny pyramid has grown to the size of a marble – and concentrate on this ancient symbol of occult power for a minute or two.

Intone:

“O Powerful Osiris, Great Spirit of the Sun, I invoke Thee. There are those whose every thought I seek and desire to know. Rain down Thy mystic rays upon me so that I radiate Thy energies at all times. So mote it be, now and forever more, with the powers and virtue at Thy command, Powerful Osiris.”

Then, using your heightened powers of creative imaging,

begin to expand the golden pyramid until it seems to fill the whole interior of your head. Your mind is now filled with the ancient power of the Pyramidic Energy known as Pyramidic Telepathy.

The golden pyramid you are now visualizing is known as your very own Personal Telepathic Pyramid Receiver. There is virtually no limit to its occult powers.

The final stage of the Ritual is to expand, using your imagination, the golden pyramid outside of your head. Simply will the pyramid to go forth and fill the room from floor to ceiling – and it will do so. You have now reached the first stage of controlled Pyramidic Telepathy, the power to receive thoughts from anyone in the room filled with the gold light from your Personal Telepathic Pyramid Receiver.

Note: Repeat the entire Ritual daily until you begin to experience increased telepathic awareness. This increased awareness should begin to manifest itself in such ways as dreams of future events (telepathy time travel), and an awareness of what people are going to say and do before they actually speak and/or react (basic telepathy).

How Frank D. Improved His Love Life With the Power of Telepathy

For three weeks Frank D., a lowly paid factory worker and would-be millionaire, had been trying, quite unsuccessfully, to arouse the romantic interests of Samantha, the plant manager's sexy new secretary. He was well and truly smitten, believing sincerely that this ravishing creature was his true soul mate. Unfortunately though, because Frank was a lowly assembly line worker, Samantha was very indifferent to him. He figured she must be after bigger – and more affluent – fish and considered him to be something less than

human. But today was going to be something completely different, because today he would be using the occult power of telepathy to probe Samantha's mind and find out her true feelings toward him.

"Hiya, Samantha," he said cheerily as she got out of her car that morning, "have a good time last night?"

She looked at him in her snooty way, and said, "Oh good morning. I had quite a pleasant evening, thank you." But Frank's telepathic mind told him that her true thoughts were, "Why did I say that? I had – as usual – a rotten time, with only the cat for company."

"Any chance of you and I going out tonight?" he asked.

"Gee, I'd love to, really. . . but I'm going to be very busy all of tonight," she responded, without too much sincerity in her voice, like she always did. Except this time Frank sensed that she wasn't exactly telling the whole truth and that she was actually thinking, "Yeah I'm real busy, tonight. Sitting at home doing the evening paper's puzzle. What I would dearly love to do would be to go see that new movie at the local cinema. But who'd take me?"

"I hear that new movie in town is really good, how'd you like to see it tonight, Samantha?" he asked. "Just so happens I have two tickets to this evening's screening."

"I've already told you," she said, "I'm busy tonight."

But Frank was too smart and knew she was actually thinking, "I wish I was. I'm so desperate for a date I'd even go out with Frank, but knowing him he would probably take me to a pizza parlor or a hot dog stand for dinner . . . what assembly line worker earns enough money to show a girl a good time?"

"Gee, that's too bad, Samantha," said Frank. "It just so happens I know a terrific little Italian restaurant where they

serve food worth a king's ransom." (He didn't really know where such a place was – but knew where he could find out in time to make a reservation.)

No prizes for guessing that Frank got the date. In no time at all, Frank had Samantha telepathically wrapped around his little finger as he knew everything about her, and how to get her to do things without uttering a single word.

PART 1: (A) USED TO READ MINDS AT CLOSE RANGE

Now is the time to develop the ability to sense the secret thoughts and plans in the mind of another person, standing near you, with the new Personal Telepathic Pyramid Receiver so you can use it instantly, when it is needed. Once you feel you have well and truly mastered this very helpful Pyramid Power Technique test it out on someone you know, without his or her knowledge, of course.

Begin a casual conversation with this person – and while you are in this state, command your Personal Telepathic Pyramid Receiver to grow, and fill the room. If the individual in question begins to act nervous or uneasy, it means you are succeeding in your attempt to probe within the hidden corners of his mind. He may become agitated and invent some silly reason for having to leave. Act completely indifferent about all this, should it happen.

If you feel you need help, silently intone the Incantation and Invocation to Osiris given on preceding pages.

So, keep practising. It's well worth the effort. You can use mental Pyramidic Telepathy to gain a whole host of secret bits and pieces to benefit you and make your entire life a happier experience.

Try it – you'll be very glad you did.

EXAMPLES OF LONG DISTANCE TELEPATHY

A travelling salesman, Daryl S., used the occult power of long distance telepathy to keep track of his wife's activities, while he was out of town on business. He would call her on the telephone every chance he got, and not only found out how she was, but what she was actually involved in behind his back. After a couple of weeks of reading her secret thoughts long distance over the telephone, he came home unexpectedly to discover the telepathic impulses he had been receiving were true – and, shortly thereafter, filed for divorce.

Long distance telepathy can be particularly effective when keeping a tab on the happenings and situations involving loved ones. An excellent example of this is that of an American soldier on active service in the battlefields of Vietnam. At the exact same moment he was shot – in his left leg – his mother, nearly half a world away, experienced a stabbing pain in the very same spot on her leg as her son was wounded. This very amazing example of long distance telepathy is made even more remarkable by the fact it was spontaneous in nature – the wounded soldier's mother was not consciously using telepathy at the time of the incident.

An enjoyable variation of this occult power is to try and influence, for positive results, the thoughts and actions of people at a distance. A good case in point is that of Oscar S., a clerk for a large company, who had been desperately seeking female companionship for quite a few years. His problem was simple, he was short and bald, and could not seem to meet any woman who was prepared to love him for himself as an honest and hard-working individual. After a few sessions of sending out telepathic thought commands in every direction he succeeded in his ambition to attract females from all over

the place, and for the first time in his life had more girlfriends than he could handle.

PART 2: (B) USED TO READ MINDS AT A DISTANCE

Once you feel you have mastered the ability to read minds at close range, and are thoroughly satisfied with your manipulation of the new Telepathic Pyramid Receiver, you are ready for the second of six very different stages of Pyramidic Telepathy, reading minds at a distance. Switch on your Personal Telepathic Pyramid Receiver, and expand it so it surrounds your head with the base apparently resting on your shoulders. You should also imagine the golden light is filling the inside of your head. Next, focus your complete attention on the person whose thoughts you desire to become aware of in this manner.

For example: suppose you wish to make telepathic contact with your friend, preferably someone whose mind you have already read at closer range, living in another part of town. At the centre of the golden light, inside the interior of your Personal Telepathic Pyramid Receiver, visualize the face of the person whose innermost secret thoughts, dreams and wishes you seek to know. Repeat the Pyramid Power Magickal Incantation a further three times. It is at this point that you must, for any chance of success, focus your complete attention on what your desire is and how Pyramidic Telepathy will help you achieve it. Focus your entire concentration on the square-inch space between the imaged person's eyes.

Concentrate . . . and you should begin gradually to sense his or her thoughts about any subject you like to choose. The next time you meet or talk to this person, casually repeat something you sensed was down deep in his or her mind to see

how they react. In this way you can be kept informed of your skill and accuracy at reading minds over a long distance.

If you feel you need help, silently recite the Incantation and the Invocation to Osiris as given earlier in this chapter.

Practice every chance you get until you are satisfied you have the Pyramidic Telepathy power to read minds at a distance under total and complete control. You should then be able to sense the mind impulses, radiating out into the invisible electron atmosphere, over the phone as well. Call a friend up on the telephone and try to sense what he – or she – is thinking before the person actually speaks. Use the very same procedure you used for reading minds at a distance, and continue until you find you can do it automatically.

How Andrew A. Turned the Tables on an Unscrupulous Fellow Employee

Andrew A., an employee for a large New York based advertising and promotion agency, was constantly coming up with many highly original campaigns and designs for billboards at work. However, before it was possible for him to capitalize on them, a fellow employee, Franklin, would go to their boss and take credit for the ideas, even though at no time did Andrew wish this to happen or share his ideas with him – either at work or afterwards.

In desperation, Andrew visited a well-known American mystic/seer, and poured out his troubles to him asking for help and guidance. The mystic advised him to create a mental barrier in his mind, using the same forces upon which Pyramidic Telepathy is based, to prevent more attempts at stealing his original and highly valuable ideas.

Andrew took the mystic's advice and for one full week practised at setting up a protective mental barrier around his

mind. After forming the mental barrier for a couple of days, Franklin began having severe headaches all day long. Eventually, after seven days of pain and sleepless nights which were beginning to take their toll on him, Andrew's secret enemy went to the boss and asked for a transfer to an office on the west coast. Andrew had succeeded in blocking Franklin's attempts at reading his mind and capitalizing on his ideas.

When you once create an impenetrable telepathic barrier around the mind with Pyramidic Telepathy, any person who is foolish enough as to try and probe the inner secrets of your mind will begin to experience severe physical and mental anguish as his or her thought projections begin to rebound.

This particular Pyramidic Telepathy Technique is a good shield against secret psychic attack upon the mind, and the evil forces of black magick.

All of which brings us to . . .

PART 3: (C) USED TO CREATE A TELEPATHIC BARRIER

Magick – Ritual Magick, that is – has been practised for quite a long time. Skilled interpretation of selected ancient Egyptian papyri has led modern occultist and scientist alike to theorize occult powers such as telepathy, psychokinesis and dowsing for water under the ground, and magick have been practised since at least the year 4000 B.C.

Many a modern magician and/or witch possesses a limited knowledge of this ancient wisdom, and will quite often use this understanding, if it can be called that, against others. This is known in the world of occult powers as Psychic or Black Magick Attack. If your life has suddenly turned rotten, for no apparent reason, you may very well be the victim of such an attack upon your mind.

Obviously, you are going to need occult protection against this and the destructive forces of black magick. Part Three of Pyramidic Telepathy is just right for this particular purpose. With it, you can build an impenetrable barrier around your mind so powerful, so everlasting; no demon of the mind can ever hope to penetrate it, even ones conjured by Pyramidic Telepathy itself!

HOW TO KNOW IF SOMEONE IS ATTACKING YOUR MIND

Like it or not, when you finally make a success of your life with the magickal forces of Pyramidic Energy – and sometimes, when you do not – you will have made at least one enemy along the way. You shall suddenly become the unfortunate victim of malignant occult energies, in the shape of invisible negative thoughtforms, sent to you by your enemy. If you were to see these creatures in their true form, they'd resemble cloud-like masses of darkness. This secret attack upon your peace of mind may stem from jealousy, envy, or just pure hatred. You may even suspect who your enemy is, or perhaps, as is so often true, someone disguised as a friend may be your secret enemy and attacker.

The effects of this insidious attack can be quite terrible on the peace and tranquility of your life. You are plagued by ill health of every type. You are unable to sleep. Your friends begin to avoid you and turn against you. You lack energy and vitality. Your marriage is affected. You begin to suffer fits of depression. And a whole lot of other, equally unpleasant effects.

When you feel you are indeed the victim of a black magickal attack, there is only one thing for you to do – and you must erect a new Pyramidic Telepathy Mind Barrier! The ancient

Egyptians knew this, and used such barriers against evil occult forces of the mind.

Now, you too can enjoy this magickal protection.

When you once create your Personal Pyramidic Telepathy Mind Barrier, all negative occult forces and attempts at probing your innermost secrets will rebound on your attacker. Your enemy will then begin to suffer the terrible physical and emotional effects of his or her own evil act.

CREATING YOUR PERSONAL PYRAMIDIC MIND BARRIER

The first step in setting up an impenetrable mental barrier around your mind is to retire to a quiet area of your home, where you can be free from distractions and able to relax. This would be an excellent and positive area to practice your Pyramid Power Spells and Rituals – to stimulate the pyramidic vibrations you need for success.

Next, either sit in a comfortable chair or lie down in this magick area of your home. Close your eyes and relax. Let your mind go blank. Switch on your Personal Telepathic Pyramid Receiver, as you have been shown. Expand it gradually to the size of a pea, filling it with more brightness and Pyramidic Energy than ever before.

Now, expand it slowly until it surrounds your head with the bottom apparently resting on your two shoulders. You should also imagine the golden light filling the inside of your head. Next, focus your complete attention on what your desire is and how the Pyramidic Energy New Mind Barrier will help you achieve it.

Intone:

“Beloved Isis, divine protectress, I invoke Thee, in all Thy celestial power and virtue to envelop me in a

barrier against which all evil creatures and thoughts shall be rendered powerless. Those, who seek to do me harm, shall now be tormented – and their vile minions returned to them. Know, O Divine One, that this is my stated desire and be Thou ready to grant this protection.”

Now, start to slowly imagine the exterior of your Personal Telepathic Pyramidic Receiver is changing into white marble – with metallic shield completely surrounding the tip of the pyramid. Concentrate and you will begin to feel your Personal Pyramidic Telepathy Mind Barrier actually becoming heavy with the enormous amount of Protective Pyramidic Energy packed into it. (It will not be physically heavy though – only mentally, so there is absolutely no danger of it causing you any kind of physical discomfort.)

Oddly enough, the bones of your skull really do contain a metallic element which acts as a protective shield around your brain. This odd element is calcium, which is an actual metal of the same atomic group as beryllium and magnesium.

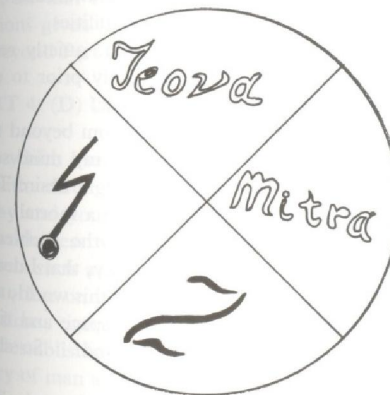
Once the Pyramidic Telepathy Mind Barrier has been set up you will have a powerful psychic guardian of your secrets. They will be hidden deep within your mind. No one will be able to attack you psychically, or steal any of your original ideas for self profit. You will have an impenetrable barrier around your mind.

USING YOUR PERSONAL PYRAMIDIC TELEPATHY MIND BARRIER

Practice creating your Personal Pyramidic Telepathy Mind Barrier every day, for five minutes at a time, until you can do it automatically, and generate the protective barrier in 90 seconds or less.

Learn to use this ancient protective power force before going to bed at night, for in this way no one will be able to probe the innermost secrets of your mind or influence you with telepathic mental commands during the hours of sleep.

The case of Andrew A., which you have read, is a good example of how it works. Once you generate the Mind Barrier, with the blessing and assistance of Isis, anyone attempting to probe the thoughts and dreams hidden deep within your mind will simply get a king-size migraine for their troubles.



Talisman to Know the Thoughts of Others

SPECIAL WAYS TO USE PYRAMIDIC TELEPATHY

When you once thoroughly master Pyramidic Telepathy, this ancient power force can be utilized in a wide variety of ways. From using it to read the mind of any person on the face of the earth, to visiting the time periods of past and future generations – and even the weird worlds of alternate realities.

You can take incredible, mind-expanding telepathic journeys into past and future time periods, and experience new and utterly unreal levels of magickal awareness while exploring alternate realities as you sit or lie within your Personal Telepathic Pyramid Receiver.

In addition to this, your higher occult mind centers can be used to solve problems, both business and personal, while in the ancient state of heightened pyramidic awareness.

There is virtually no limit to the possibilities.

To reach a predetermined destination, quietly recite the following magick incantation immediately prior to entering the telepathic state of awareness each day:

“I call on Thee, O Ancient Ones from beyond the stars, to assist me in this and all my mind-soul journeys to lands beyond my own. I desire Thy help and guidance – for I am only a mortal – in solving this, my problem: (define the problem). Know also, Powerful Ones of the sky, that I desire to visit the past and future times of this world, and to explore the invisible worlds of space and time while in the telepathic state of mind. So shall Thee obey me.”

When you have finished reciting the above incantation, pause for a few minutes and focus your complete attention on what it is you desire to achieve while in the telepathic state of heightened awareness.

If you desire the solution to a specific problem, first study this problem from every angle before creating your Personal Telepathic Pyramid Receiver and know that with it you can draw to you the solution to your problem. Know that someone, somewhere, has the answer to your problem deep within his or her mind and that your Personal Telepathic Pyramid Receiver has the power to place their thoughts in your mind and, in so doing, help solve your problem.

If you wish to visit a past or future generation, invoke vivid and crystal-clear mind pictures, using your invisible occult power eyes; the same applies for telepathic explorations of bizarre dimensions of alternate space and time.

Having prepared both your mind and soul for the telepathic journey, all that remains is for you to follow the detailed instructions given later in this chapter for telepathic experiments beyond Part Three of Pyramidic Telepathy.

PART 4: (D) USED TO COMMUNICATE WITH ANIMALS

Animals which have an affinity with man can be communicated with through the miraculous force of Pyramidic Telepathy and your Personal Telepathic Pyramid Receiver. It will work best when used for an unspoken contact with family pets such as dogs, cats, birds or even horses, if you happen to live on a farm. The wilder types of animal life such as lions, tigers, ducks and so on, are difficult when it comes to establishing a telepathic link, for they are by nature, very wary of man and his gun.

Part Four is a psychic variation of Part One. After you have the Telepathic Pyramid Receiver filling the room from floor to ceiling, with its golden light, gaze at the chosen animal and mentally order it to come to you. If you and your pet are

very close, you'll start getting results after the first few attempts.

Practice communicating with your pet over and over, until you have established a telepathic link between you and your pet. You will then begin receiving emotional sensations from your pet which it is trying to send you from its mind. You will then begin to experience sensations of love, hate, anger, sadness, boredom, hunger, fear and a whole host of other animalistic emotions.

Try it with your family pet and see how much closer you become and how easily it can happen after only a few attempts.

HOW TO PREPARE YOUR MIND FOR TELEPATHIC PROJECTION THROUGH TIME AND SPACE

The ancient power of Pyramidic Telepathy can project your thoughts into past and future ages very simply and easily. The first step in a consciously controlled projection is to impress the Ancient Egyptian Gods with a strong, emotional desire to succeed in telepathically projecting to predetermined destinations in the vortex of time.

Every day, for at least nine days, recite the Incantation to the Ancient Ones, no less than nine times a day for the specified time.

At the end of the nine days your higher occult mind, which is the controlling factor behind all successful telepathetic projections over the edge of time, should have been sufficiently imprinted with these special desires, to project your mind through time at will.

A strong will and desire to succeed must be foremost in your mind at all times, if successful telepathetic time travel is to be achieved in this way.

In going out, you should have an open mind on all possibilities – no specific expectations or preconceptions – as to what you may see, and as to what the initial experience may be like.

Doubt hinders development of Pyramidic Time Travel, because it'll prevent intense imaging of the desired outcome, i.e. – time travel!

PART 5: (E) USED TO TRANSCEND THE DIMENSIONS

Have you ever secretly desired to step into a Time Machine and visit famous periods in history, to experience them first hand, gain hitherto unknown facts or simply indulge in the thrill of actually being there?

Have you ever wondered, for instance, exactly what did take place at the Alamo? Or perhaps you could pay a visit to Victorian England in the year of 1888, and find out exactly who was Jack the Ripper? Can this be done?

Yes it can, with Part Five of Pyramidic Telepathy. With it you could be transcending the dimensions in no time at all. Proceed as follows:

1. Approximately one half hour prior to sleep, obtain a book – or if this is not possible, a magazine article – about the period in history, or famous individual you wish to visit telepathically. Fill your mind a thousand times over with information about the time – what the populace of the period ate, the type of clothes they wore, the major happenings, how they reacted to one another and so on, until your mind is literally pulsating with the proper pyramidic vibrations with which to transmit a portion of your consciousness back and forth along the vortex of time.

2. As you feel yourself drifting off to sleep, generate your

Personal Telepathic Pyramid Receiver to the size of a marble and hold it firm in your mind as you drift into the sleep state. It is at this point you must focus your complete attention on the period in history you wish to visit – your Personal Telepathic Pyramid Receiver will do the rest.

3. Keep a pad and pencil beside your bed and, upon waking the next morning, write down as much detail as you can remember. If you do not do this, all memories of your trip through time will merge into, and become confused with, your daily thoughts.

You can use this same Pyramidal Telepathy Technique to make contact with the Spirit World so as to communicate with the departed loved ones on the other side, or friends who have also left this plane of existence. It is best to use something which belonged to the deceased individual as the instrument by which you can telepathically tune into the Spirit World.

Telepathic excursions into the distant future are achieved in much the same way, although in this instance the tuning in factor becomes, to say the least, slightly difficult. The best course of action is to make attempts at establishing a telepathic mind link with yourself at various future times, and make a note of the results. In this way you can check for accuracy at a later date.

MINDS ACROSS THE COSMOS

UFO. Every time you hear the word it conjures up mental images of other worlds and strange, alien civilizations.

It has been estimated that there might be anything up to 10,000 – yes, that's right – planets in our galaxy alone which are capable of supporting living creatures, though the life on these other worlds, not surprisingly, would not necessarily be the same as that existing here on the Earth. There might

actually be bug-eyed aliens out there just waiting for the chance to attack!

In recent years, two motion pictures, both extremely successful – and highly acclaimed by critics and movie-goers alike – have speculated on the possible consequences of open contact with space aliens. Aliens possessing highly developed mental abilities.

Why haven't we heard from them?

Could it be we have been using the wrong means of communication?

THE DAY I MADE CONTACT

On the evening of August 24th, 1982, I established telepathic contact with space aliens from a planet beyond Elipson Orionis – being the central star in the belt of Orion, the Hunter. Once my initial shock had passed, an image of an alien space vehicle was telepathically transmitted into my mind. This was quickly followed by a view of the craft's weird interior and of the aliens. I could see only three aliens, and all three wore dark-colored attire with a centralized, rust-colored, bas-relief which ended in a sharp point.

Contact was again established the following evening. An image of the constellation of Orion, with a white circle of light flashing on and off around Elipson Orionis, appeared in my mind and I took this to be an indication of where the aliens came from in space. Next, it seemed as if I were moving slowly through a star system. A greenish phosphorescent glow appeared in the distance, and as it drew closer I could see that it was, in fact, a planet shrouded in a strange, green mist-like atmosphere. Upon entering the strange world, I could see a rust-colored mountain range and a portion of a vast city illuminated with many bright lights. As this scene vanished

from before my invisible occult power eyes, the image of one of the alien's space vehicles was beamed before my mind's psychic third-eye. It was surrounded by a swirling and pulsating mass of maroon-colored substances, and I sensed it was connected with energy transference, and that was how the star ship travelled through the vast distances of interstellar space. Inside the ship, two aliens held on tight to a strange machine with two handle-like protrusions, and I received the distinct impression that it powered the space vehicle, in some way.

Once contact was again established the following evening, an odd symbol was beamed into my receptive mind. It appeared to be a three dimensional image. This was followed by an area of swamp surrounded by thick vegetation.

In the distance stood a smoking volcano. Areas of semi-solid land collapsed inwards, and an odd-looking, maroonish colored creature, with eyes at the end of two tentacles, appeared— and acted as if it were aware of my presence, if only in thought. I next saw a crowded city of tall towers and bright lights. The roads and streets were filled with aliens — all dressed exactly alike, in jet black body-stockings. Then, the image of a bizarre, cloud-like, green substance was beamed into my mind. It was in a desolate area of space, and I sensed it was in some way dangerous and that, somehow, the aliens had lost many of their spacecraft while trying to pass through it. Finally, an alien star chart was flashed to my inner occult mind.

In the second last contact, I saw a section of the control room inside an alien spacecraft. This comprised of a console with quite a few cubic buttons — red, blue, and green in color — which formed a large square pattern. An alien pressed some of the buttons and an image of the constellation of Orion was

displayed on a large rectangular screen positioned in front of the console. In the lower half of the screen, a white, five-sided image appeared, which was then filled with a series of white vertical lines, with a red flashing light at its centre. The impression here was of navigation.

The final — to date — contact occurred in a slightly different way. On the evening of May 13th, 1983, I filled my mind with the golden light of ultra-telepathic power prior to the onset of the night's sleep and concentrated on establishing contact. Sometime during that night, I had a "dream" in which I stood looking at a cloud-filled night sky. At the centre of the clouds appeared the first of two very different spacecraft. It was cigar-shaped and emitted beams of intense white light. The object disappeared back into the clouds. Shortly thereafter, the clouds parted and revealed a dark eliptoid shaped object, with a row of red lights strung across its centre — this craft was in sight for approximately five seconds before rising upwards into the clouds.

Readers wishing to read a more detailed account of the aliens and to see actual reproductions of the various visions I experienced, should, I would suggest, purchase a copy of my previous work, *Mystic Mind Power* — available from the publisher of this book — in which will be found this information.

PART 6: (F) USED TO CONTACT SPACE ALIENS

Part Six is a psychic variation of Part Five. After you have obtained a fair degree of success in transcending the dimensions of time, you'll be ready to attempt contacting minds across the galaxies with Part Six, of Pyramidical Telepathy.

Proceed as follows:

1. Lie down in a darkened room and generate your

Personal Telepathy Pyramidic Receiver to the size of a marble and hold the image firm, in your mind, for as long as you can. Imagine your mind to be filled with the golden light radiating out from the tiny pyramid.

2. Let your mind go blank.

3. Imagine the golden pyramid is growing brighter and brighter and brighter, until it seems to be literally pulsating with power, expand it until it reaches the outside of your head with the base apparently resting on your shoulders. You are now ready to begin an unbelievable mind journey to the outer limits of the galaxy.

4. Now, using the immense amount of ultra-telepathic pyramid power you've just generated, begin to concentrate on contacting aliens from worlds not our own. Imagine the pyramidic vibrations of telepathy are reaching out and searching for the first signs of contact with beings on strange, alien worlds somewhere beyond the stars.

With luck, you should begin receiving mental images and sensations which are totally alien to our world. I say should, because reaching alien minds requires such an intensified amount of Pyramidic Energy, that there is only a 75% chance of success.

A WORD OF APOLOGY

The advanced stages of Pyramidic Telepathy, contacting aliens in space, communicating with animals, and penetrating the time vortex, do not work for everyone – even with the help of an Ancient Egyptian God, or two. But if you are genuinely prepared to put effort and a great deal of time into perfecting them, there is a most definite good chance of achieving some kind of success.

Chapter Seven

THE PYRAMIDIC ASTRAL DOORWAY

Pyramid Power Astral Projection Process

- Part 1: (A) Used to induce projection of the astral body during the hours of sleep.
Part 2: (B) Used to receive astral dreams of future happenings and psychic guidance.

Pyramid Power Magick Incantations
AUM – A – NU – BIS – AUM
AUM – NEB – HET – AUM

Pyramid Power Images
Your Personal Pyramid Power Generator
Your Personal Pyramidic Astral Doorway
Pyramid Power Rays
The Terracotta Ray of Anubis
The Pale Green Ray of Nebhet

Used to stimulate the correct pyramidal vibrations with which the projection of the astral body may be achieved. Projection can enable you to discover secret and forbidden knowledge of past and future in the twinkling of an eye. It is perfectly safe to use when required.

How Mary K. Developed Amazing Psychic Powers After a Spontaneous Astral Projection

The subject of this particular case history is a very well-known Australian psychic healer and medium, who was once an acquaintance. Famous celebrities from both Australia and America, as well as many company directors and other influential individuals, would flock to her modest home to pay her for her psychic advice which would range from which suitor to marry, to which stock to invest in. Mary K. (not her real name) was, when I knew her, making hundreds of dollars seven days a week, fifty-two weeks every year. A very lucky lady. But Mary was not always so lucky.

Just a few years before I met her for the first time, Mary was an ordinary housewife, perhaps just a little forlorn, struggling to be ahead of the creditors and raise two small boys. Recently divorced, she tended to find life a little hard going at times, but managed a happy disposition in face of every hardship. Life was not perfect – but it could have been a lot worse.

Then one day, Fate dealt her the cruelest blow of all.

Returning home from doing the weekly shopping, her arms filled with the meager supply of food she could afford to buy on welfare, Mary suddenly collapsed in the street. The next thing she remembered was lying in a hospital bed surrounded by doctors and nurses who could not find a reason for her sudden collapse.

During the weeks she spent in the warm confines of her hospital bed, Mary had a spontaneous astral projection. An experience which would change her life, forever.

Idly gazing out through the window of her ward, admiring Spring outside, Mary suddenly found herself "floating" in the air looking down at herself, apparently sleeping safe and sound in her hospital bed.

The ward seemed to "dissolve" around her, and she found herself in the midst of an aboriginal camp somewhere in the Australian outback – she has persistently refused to divulge the exact details of her stay with the aborigines – but upon returning to her physical host body an amazing thing happened. Mary found that she now possessed an amazing, unbelievable level of psychic power.

What made this discovery even more remarkable was the fact that in the years prior to this amazing astral experience, Mary had in no way been the least bit psychic.

SECRET OF THE PYRAMIDIC ASTRAL DOORWAY

How would you like the ability to travel vast distances in the twinkling of an eye? To discover the secret intentions of friends, lovers, enemies, and strangers? To visit any country on earth without an airline ticket?

Impossible? For the practitioner of the Sacred Sciences nothing is impossible! The ancient Egyptian Magi possessed the secret of how one could become astrally invisible, the ability to separate the duality, the two halves of their personalities, the metaphysical and physical, to become an invisible presence in the ancient world, visible only to fellow astral travellers and certain other "enlightened" individuals.

The astral body, or soul, was known to the ancient Egyptians as *ba* and it was Anubis's job to safeguard it during

its absence from human bodies undergoing operations. You will be calling on Anubis later, to help consecrate your Personal Pyramidic Astral Doorway, and induce an astral experience during the hours of sleep.

While in the astral state you will possess the occult powers to go beyond the dimensions of time and space (as with Pyramidic Telepathy), visit the Spirit World to speak with departed friends and loved ones, discover secret knowledge, and generally have a good time.

How Veronica D. Uses Astral Projection to Travel the World for Free

Veronica D., a middle-aged former dancer, crippled in a car accident and permanently confined to the harsh reality of life in a wheelchair, found the ability to project her astral body a true gift from the Gods. Once seriously contemplating taking her own life, she has now found the new reason for living she had needed.

With its magickal help and assistance, she regularly visits each one of the great cities and countries of the world – attends stage shows in London and ballets in New York – and even pays invisible visits to unsuspecting friends and loved ones to keep a check on their private activities, while in the astral state.

You, too, could soon be doing the very same thing!

WHAT HAPPENS WHEN YOU ASTRAL PROJECT

Put simply, when a person astral projects, their consciousness, that part of them which possesses their senses, is released as an amorphous, cloud-like mass of mobile intelligence, while the physical body remains safe and secure upon the bed.

All physical processes continue to function perfectly nor-

mally. The heart keeps on pumping, the lungs continue to inhale and exhale oxygen, and the body's digestive system functions at peak efficiency, as the man or woman's awareness moves about freely – without the restrictions of an individual physical body with tension to restrict it – to travel unseen through walls and doors.

During the astral state of being, a person's senses are heightened, as are their psychic and occult powers. Astral colors are vivid. Astral sounds are crystal-clear. And astral realities are much more real than the physical dimension in which we are now existing.

In one's astral form they are invisible and as light as a feather, which enables a person to instantaneously cross vast distances and to observe secret and intimate meetings completely undetected.

Astral projection of one's consciousness is fun and absolutely the safest occult power one can possess – providing you take adequate protective measures prior to your extended astral wanderings beyond the physical plane.

Best of all, upon returning to your physical body you retain clear and precise memories of everything you saw, heard, and felt during an evening's astral adventure.

How Eric S. Used Astral Projection to Teach a Peeping Tom a Lesson

Eric S., a retired army colonel, was gravely concerned by the vile antics of a neighbourhood Peeping Tom, a teenage youth living with his father, who had been spying on women from the window of his bedroom situated on the top floor of his father's house. The unemployed youth was annoying one young lady in particular, Eric's niece, but repeated complaints to the boy's father brought only abuse and humiliation.

Using the occult power of astral projection to spy on the hooligan in his home, Eric was more than delighted when he silently watched as the youth took money from his father's wallet while he was in the shower. Here at last was something Eric could use against the neighbourhood nuisance.

The next day, Eric made an anonymous phone-call to the boy's father informing him of the previous night's activities involving missing and stolen money from his wallet. The youth was quickly despatched to his uncle's farm in the country, where the only things to spy on were cows and horses.

NEW WORLDS AWAIT YOU

A short time from now, you're going to learn the ancient secret of the Pyramidic Astral Doorway – and how to use it to reach any destination on earth, and beyond, in a matter of seconds, while maintaining a state of invisibility to all those around you. With this forbidden secret knowledge will come unlimited possibilities. Forget everything you have ever heard or read about astral projection, for with the new occult power of the Pyramidic Astral Doorway under your own conscious control, you will have the potential to experience sights, sounds, and sensations undreamt of in your wildest imaginings.

The Pyramidic Astral Doorway is, as the name implies, a doorway to the Astral Dimension where the realities of past and future times and alternate worlds co-exist simultaneously. It is here, in this magickal void, where anything can and does happen. There is absolutely no limit to the incredible adventures one can have while in the astral mind of awareness. No more will you complain that yours is a life darkened with dullness and monotony.

How Burt R. Used Astral Projection to Make Money Appear at His Feet

Burt R., a keen student of occultism, had a rather unusual astral experience in which he projected to a future time, and discovered various sums of money in the street. Then, one day, he glanced down and saw a twenty pound note lying at his feet. Another time, he was caught in a sudden thunderstorm one summer's day, after leaving a cinema in the West End. He stood on a street corner trying to hail a taxi. Once again, he chanced to look down and found a wallet lying in the gutter, apparently dropped by some unlucky individual. Taking it in hand he discovered it contained over one hundred pounds!

THE ASTONISHING POWER OF ADVANCED ASTRAL PROJECTION

Certain highly advanced psychics and magickal adepts can actually co-exist in both the astral and material dimensions at the same time without becoming in the least bit disorientated. This is achieved by a form of self-induced trance, similar to the Kundalini exercises in Chapter One. In this way, these special individuals can give amazing accounts of the Astral Dimension while fully conscious of their more mundane surroundings.

How Joyce T. Saved Her Daughter's Life With the Occult Power of Astral Travel

When Joyce T.'s daughter told her she was planning on taking a working holiday around America, she was utterly distraught. Joyce tried every trick in the book to stop her daughter from leaving, but she was insistent and would not change her plans,

though she did agree to keep her mother informed of her movements.

Joyce developed the art of controlled astral projection and in the invisible astral state, spent each night projecting to cities and towns she knew her only child would be visiting. One night as she astrally visited a small mid-western town, she had a horrific astral vision of the hotel in which she knew her daughter was staying, being engulfed in a ball of flame. Terrified shouts for help filled her ears and she instantly returned to the safety of her sleeping form.

She telephoned the hotel and asked to be connected to her room at once. Her daughter's sleepy voice answered, and Joyce told her of her vision of death. Though she didn't believe her, she agreed to leave the hotel and take up lodgings in another part of town – just to keep her mother quiet. A few hours later, the first hotel was ripped apart in a gas explosion.

THE OCCULT POWER THAT WILL PROJECT YOU ASTRALLY

It is an act of conscious desire (mind spell) which will, once the separation of physical and metaphysical bodies has taken place, cause projection of your consciousness to predetermined destinations. So in this way, it is important for you to possess a strong and genuine desire to reach the chosen destination. Without this intense inner wish to succeed, you will still achieve astral projection, though you shall find it to be spontaneous in nature and without any apparent purpose.

Whenever possible, use the Pyramidic Astral Doorway to gain useful information which you can use for your benefit. Also, learn to enjoy, and appreciate, the power to visit foreign lands and famous cities of the world – such as, San Francisco,

New York, Los Angeles, London, Rome, Paris, or even Melbourne in Australia. This is your ticket to the world!

I, and others, have used the power of astral projection to journey to such exotic destinations as Spain, Hawaii, and dear old London. So give it a try – you'll be very glad you did!

Sometimes when you return to your sleeping body, there will be one sudden, violent jerk as the two bodies realign themselves – however, you have absolutely nothing to fear from this physical reaction to occult vibrations, as it is a perfectly normal sensation experienced by many a seasoned traveller.

How Jim H. Received Thousands of Dollars Astrally

Jim H., a rancher from Arizona, had been offered a price for his land by a large development company, but knew that it was worth a lot more. That night, Jim astrally visited the firm's local agent while he slept in bed. Jim projected his desire for several thousand more for his property to the sleeping man. At the next meeting, however, the agent suddenly offered Jim the desired amount of money.

THE PYRAMIDIC ASTRAL DOORWAY RITUAL

Part 1: (A) Used to induce projection of the astral body during the hours of sleep.

Pyramid Power Magick Incantation
AUM – A – NU – BIS – AUM

This Pyramid Power Magick Incantation should be repeated nine times for a period of nine days. If the desired results are not realized and experienced during this period, repeat

nine times for an additional nine days, or until such time your Personal Pyramid Astral Doorway is sufficiently energized to induce projection of the astral body onto the Astral at will.

This ancient Rite will project you onto the Astral Plane in no time at all – but there are one or two pieces of business which you have to attend to first. Decide on exactly where it is you wish to journey and write this target site down on a piece of paper and read it through, as this will help to sensitize your astral mind to the chosen destination for that night. Remember, you must have a genuine desire to be at your chosen predetermined destination to ensure a successful outcome to the Ritual. Also, until you become skilled in astral projection, keep your initial journeys short, selecting no more than a few feet from the bed in which you sleep. You are now ready to begin.

Begin the Ritual by closing your eyes and relaxing.

Use the mind's psychic third-eye, your invisible occult power eyes, to visualize your Personal Pyramid Power Generator. Visualize it as vividly and clearly as possible. You should be laying in bed as you do this piece of creative imaging.

Concentrate on its interior.

It will be dark, and then begin to fill with a bright, white light.

Visualize this light flowing down and around you. Continue until it fills the interior of your Personal Pyramid Power Generator with white glowing light.

Recite the Pyramid Power Magick Incantation a total of nine times.

As you recite the Incantation, which can be done either verbally or mentally, imagine the brilliant white light all around you is changing and becoming an exotic terracotta-

colored light, as you invoke ancient vibrations of occult power.

Concentrate on this exotic, terracotta light, visualize it clearly, and watch as it begins to throb and pulsate with the magickal energies of Pyramid Power.

Intone:

“Hear me, Anubis and Nebhet, Thou guardians of the Astral Void, I command Thee to grant me a free and unobstructed entry into Thy domain – so that I may become invisible to others. The glory of Osiris commands Thee. So shall it be forever more.”

Now as you lay for a few minutes, enjoying the positive vibrations, imagine a doorway has appeared in the midst of the terracotta-coloured energy field filling the interior of your Personal Pyramid Power Generator. Imagine a blue sky filled with white, fluffy clouds existing on the other side of the doorway.

You have just created your Personal Pyramidal Astral Doorway.

Now, using your heightened powers of creative imaging, imagine your astral body floating upwards and outwards from your physical body, and cut through the doorway of your Personal Pyramidal Astral Doorway. You should do this for a total of five minutes.

It is at this point that you must focus your complete attention on the Ritual – and what it is you wish to achieve. No other thoughts must be allowed to enter your mind. Concentrate entirely upon your desire to project astrally and how the Ritual will do this easily and quickly.

Hold the image of your Personal Pyramidal Astral Doorway firmly and securely in your mind as you drift off to sleep, and

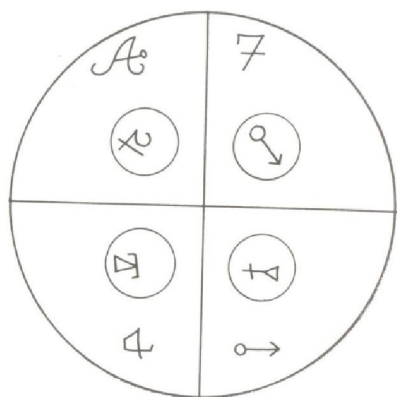
in one exciting moment you will realize that you are no longer in your sleeping body upon the bed – but in the astral state of being. You may even be standing staring at the wall or floating below the ceiling of your bedroom, or even be with Anubis! This fact will so startle you, that you’ll zip back to your physical body and awaken with a sudden jolt.

From this first simply piece of astral projection, you can lengthen your astral excursions to infinity and beyond.

Note: For best results, the Ritual should be used to reach only one destination at a time. Using the Ritual to reach more than one destination at a time, will tend to weaken the astral inducing properties of the Ritual.

How an Astral Dream Saved Thomas M. From Experiencing Great Physical Pain

Thomas M. had a recurring vivid nightmare that he was walking through a house infested with large black spiders. The spiders never seemed like they were ever going to bite him, but in one such nightmare a spider did crawl up his leg and positioned itself on his side. He awakened, bathed in sweat, with a feeling of unease, as he fancied he could feel the big spider still on him. Because of this one particular nightmare, Thomas visited his doctor and asked for an examination. As a result of this, an accumulation of kidney stones were discovered and removed before pain or discomfort was experienced. This was an astral dream.



Talisman to Help Induce a State of Astral Projection

THE WORLD OF ASTRAL DREAMING

Often, while you are in the astral state of awareness, you will experience astral dreams similar to the one experienced by Thomas which contain messages and occult guidance relative to future life experiences. Some of the common symbols contained in an astral dream are as follows:

- * A telephone or a letter could indicate that you will soon give or receive an important message.
- * A wedding ring symbolizes a coming together in either your personal or business affairs.
- * A car, airplane, train or ocean liner could indicate your travel desires will soon be realized.
- * A dog or a cat usually predicts the forming of a new friendship with either a man (dog) or a woman (cat). If

the animal bites or scratches you, it could warn of an approaching time of trouble involving a friend.

- * A calendar is an indication of an important future event. Take special note of any date which is circled as this is an indication of the number of days, weeks, or months due to pass before the occurrence of the predicted event.
- * A balloon indicates mystical experiences which will raise you to higher levels of enlightenment.

You will now be shown how to receive such psychic and intuitive guidance on matters important to you, through invoking the magical help and assistance of Nebhet, Mother of Anubis.

The Rite should be performed just prior to sleep.

THE NEBHET PSYCHIC GUIDANCE RITUAL

Part 2: (B) Used to receive astral dreams of future happenings and psychic guidance.

Pyramid Power Magick Incantation
AUM - NEB - HET - AUM

This Pyramid Power Magick Incantation should be repeated nine times for a period of nine days. If the desired results are not realized and experienced during this period, repeat nine times for an additional nine days, or until such time your Personal Pyramid Power Generator is sufficiently energized to draw prophetic visions and dreams of future happenings into your psyche.

- Begin the Ritual by closing your eyes and relaxing.
- Use the mind's psychic third-eye, your invisible occult power eyes, to visualize your Personal Pyramid Power Generator. Visualize it vivid and as clearly as possible.

Concentrate on its interior.

It will be dark, and then begin to fill with a bright, white light.

Visualize this light flowing down and around you. Continue until it fills the interior of your Personal Pyramid Power Generator with white glowing light.

Recite the Pyramid Power Magick Incantation a total of nine times.

As you recite the Incantation, which can be done either verbally or mentally, imagine the brilliant white light all around you is changing and becoming a beautiful pale green light, as you say the words of the Incantation to Nebhet.

Concentrate on the beautiful, pale green light, visualize it clear, and watch as it begins to throb and pulsate with the ancient powers of Pyramidic Energy.

Intone:

“Gentle Nebhet, Thou who art the mother of Anubis, I call to Thee in the stillness of the night with a plea in my heart. I beseech Thee to send to me, the knowledge by which Thy nocturnal messages and whisperings shall be made clear to me. So will it be, if it be Thy will, Nebhet, Goddess of Night.”

Now as you lay enjoying the positive vibrations of the Ritual and the gentle sensations flowing to you from Nebhet, drift off to sleep with your desires firmly in mind. It is at this point in the process that you must focus your complete attention on the Ritual, and what it is you wish to achieve. Let no other thoughts enter your mind. As you gently drift off to sleep, concentrate entirely upon your desire to receive psychic and intuitive guidance through your dreams and it most assuredly shall happen.

APPENDIX

THE SYMBOLS OF THE ANCIENT EGYPTIAN GODS

The Buckle of Isis should be visualized as an ornate knot-shaped buckle.
 The Djed of Osiris should be visualized as a stylized tree, like a dome set atop a ladder.
 The Caduceus should be visualized as two snakes entwined around a winged rod.
 The Mirror of Hathor should be visualized as a round mirror atop a human face.
 The Sistrum should be visualized as looking similar to an ankh, with four bars across the loop head, with small bells attached.
 The Column of Anubis should be visualized as a small column with the Eye of Horus printed upon it.
 The Aset should be visualized as an ornate throne.

Please turn page for details of other books from Finbarr. Prices for U.S.A. on outside back cover.

THE BOOK YOU SHOULD READ BEFORE YOU DIE

No, that isn't a catch heading just to sell a book. It's the simple sincere truth and I'll convince you of it if you're open-minded and will hear me out. And in the hope you'll do so let me add that I thump no tub, I wave no banner. I do not belong to any religious or philosophical society so I seek no converts. YOU decide – but you owe it to yourself to hear the evidence before you do. After all, it's the one certainty in life. You and I are going to die. I hope that time's a long way off of course but there's no point in thrusting the thought aside in the hope it will go away. It won't! And there's no point in being morbid about it. But, as Lord Shinwell said shortly before his own recent death: "It would be nice to know where one's going."

I first started wondering when I was 17. My father died and I thought it a great pity his life had been cut short at the age of 52. Was that it – fin? A clergyman who tried to comfort the family talked about the resurrection and I said I thought that was going to be a bit of a job as he'd wished to be cremated and I'd just helped distribute his ashes at the garden of rest. I didn't see how he was going to be put together again. I didn't get any marks for that from the reverend gentleman but I still wondered. Don't think that I was introspective or morbid. I wasn't. I was fun-loving with a keen sense of humour. I enjoyed most sports and my other keen interest was girls! In fact, one led me into Spiritualism – as I tell in lighthearted fashion.

It was a fascinating trail. Girls, ghosts and ghoules, and I thought I'd found the answer – to the ghosts and ghoules, anyway! I became London Editor of the then popular "Spiritualist News" and spoke on platforms of the Societies and Churches in London and the Home counties at the age of 20. It was also the days of the great clairvoyants like Estelle Roberts, Helen Hughes, Eileen Garrett and in the States Edgar Cayce. And well-known personalities who lent their support: Conan Doyle, Hannen Swaffer, Shaw Desmond, Lord Dowding, etc. Yes, Spiritualism seemed to be the answer. Truly the Grand Design. Hooray for the Astral Spheres! Three cheers for the glorious Summerland!

But a little nagging doubt remained – and grew. Perhaps it's because I'm a Piscean, y'know the two fishes pulling in different directions! The serious side said: "Look, there's something wrong here. Why don't they come back and give factual descriptions of this Summerland? And why do those who do all contradict one another so much?"

I wasn't alone! Nearly every national newspaper has "investigated" Spiritualism at some time or other (usually during the silly season) and they all came up with the same answer: "There's something there but we don't know what..."

Remember Dr C.E.M. Joad of radio renown? He studied the subject because his friend Harry Price (of Borley Rectory fame) asked him to come up with what was the most succinct observation: "Spirits may have souls but they don't have brains..."

Years later, Anita Gregory, presenting the BBC programme "Leap in the Dark" said: "The message and impact become so distorted you cannot say to yourself 'That was so-and-so'..."

Neville Randall, who published messages received at the well-known Leslie Flint direct voice seances which were taped by George Woods and Betty Green, commented to the effect that while they recalled their passing well, when it came to describing the life in the world beyond they seem to have either lost their memories or power of description.

Even the Editor of "Psychic News" writing on the so-called "revelations" through mediums wrote:

"Whenever famous personalities return they rarely impart information of much import." Dr Lyall Watson, author of the Supernature books, speculated on whether there might be some form of censorship preventing information about the next world and other aspects being conveyed clearly to us. Other intelligent writers and researchers have wondered about this.

I'm no genius and it took me many years to find the truth about survival. No, it did not come from Spirit Guides or any such source. Just time and study in depth not only of psychic phenomena but related subjects such as out of body experiences, clinical death accounts, hypnotic regression, electronic voice phenomena, etc.

It's a jigsaw and properly assembled fits together and reveals the truth. In the case of newspapers they were not able to spend the time investigating all these subjects to come up with the right answer. But there are a number of established organisations that could have done so. Let me tell you now why they didn't.

It is because they are *vested interests*. When an organisation is set up, buys or rents property, installs office equipment, engages staff, and proceeds to promote its ideas, it becomes a vested interest. This does not mean it is evil in any way. A vested interest can be benevolent, sincerely believing the ideas it advocates, but it is a vested interest all the same. It is not going to start looking into opinions that are contrary to its beliefs with a view to changing the teachings it was founded to propagate.

I've only ever known one vested interest in this field to change its tune. That was a magazine called "World Service" which was owned and edited by C.S. Coleen-Smith and reached a high circulation just before the last world war. When he became disillusioned he said so, boldly and courageously. Circulation declined and the magazine folded.

Frankly, if I was attached to some vested interest I'd hesitate but I'm not. As I've said, I thump no tub and I'm only interested in truth and while I know it will be opposed in many quarters, with every possible reason they can think of, it's difficult to argue successfully against the truth.

If you are mourning someone near and dear to you it will help to read this book. Or a friend who is distraught by his or her loss.

Let me be quite clear about this. It is not a general work about Spiritualism or psychic phenomena and it is not an inspirational work. No messages from spirit guides or other mystical sources. It's a matter of fact, logical account of what happens after physical death based on my 50 years of interest and study of related subjects – and I'm quite confident I'm right. Evidence supports the facts.

There's no other book in publication at present that deals with the subject with the conclusions reached, so far as I know. If there was I wouldn't have written it. I am a professional writer and, frankly, it's taken a good deal of time which I could have spent on more profitable work. But I felt it had to be written.

I started by saying you should read this book before you die. I mean it. If you are open-minded and not entirely committed to some religion or philosophy or dogma, then I am certain it will help you a lot. And when you have read it and given it thought, I think you will agree with me – not only that it's helped you to read it before you die but that it is indeed the truth.

Edmund Bruce Barker

Edmund Bruce Barker's book 'THE TRUTH ABOUT SURVIVAL...' The book you should read before you die' is available for only £5.