


J. Thorp

Divining & Speaking With Daemons

Divining & Speaking With Daemons

A Practical Guide

By J. Thorp



DB Publishing (OFS)
United States of America

Copyright 2005 by J. Thorp. All rights reserved.
No part of this book may be reproduced by any
means (printed or electronic) without express
written consent from the author.

J. Thorp

Acknowledgements



This book is dedicated to all of those who have helped me on the path to Demonolatry, especially Steph and the other families of Demonolators out there. I also thank my sect, the OFS, my fiancé Thomas, and Eric W. for his open mind and ideas. Thanks to the Demons, who have been especially helpful in writing this book. Hail Leviathan!

J. Thorp

Table of Contents



Introduction

Part One: *Divining With Demons*

- Divination
- Ouija
- How to Use The Ouija
- Pendulums
- Scrying
- Demon Stones

Part Two: *Speaking With Daemons - Ascension, Meditation, and Rituals for Divination*

- Ascension
- Ritual to establish a connection with a demon
- Invocation to speak with a demon
- Working to Delepitore for divination
- Goetic working for divination

Part Three: *Additional Tools for Divination*

- Sigils
- Herbal Mixtures

Part Four: *Appendices*

- Glossary
- Index

J. Thorp

Introduction



When I was asked to write this book, I figured it was going to be a big undertaking because I would have to include tarot as a means of divination. Tarot has never been my cup of tea. I am just not proficient at it. So, I chose not to include tarot here because it has its own symbolism and it is complicated enough without me trying to put the Demons into it somehow. In this book, there are practical methods of divining and speaking with the Demons, more affordable ways as well. I prefer my own methods to the ones written in typical divination books because they do not relate to Demonolatry at all. Instead, I created my own form of divination called “Demon Stones.” In this book, I will cover the stones, how to use pendulums, Ouija boards, scrying, and ascension to the Demonic plane. Some of these

exercises are for beginners and some are for more advanced Demonolators. The point is, I am intending on making divination and speaking with the Demons an easier task. Now, I will cover what this book IS and IS NOT.

What this book is:

1. A useful tool to divine and speak with Demons.
2. A guide for the beginner as well as the adept.
3. A respectful way to contact the Demons.
4. Most importantly, a serious manual – not for dabblers.

What this book is not:

1. None of these methods described herein are meant to disrespect the Demons in any fashion.
2. It is not for silly games or dabbling.
3. It is not for people who think its “cool” to mess with Demons.
4. It is not for the faint of heart, as the tools contained within this book are serious and should not be used forcibly in any way.
5. It is not for commanding or controlling Demons.

Divining & Speaking With Daemons

With these things said, I will now begin this long awaited tome of divinatory Demonic workings.

J. Thorp

Note Before Beginning



Let the diviner see him/herself responsible for his or her own actions. It's not the tool that matters; it is what is in the heart of the diviner. Do not be scared of your own power, for that is how one doubts and ends up destroying themselves. The heart of the diviner is pure and must be focused, not doubtful, of their abilities.

To be successful, you must open doors within yourself that you thought did not exist. Enter the temple in your mind. See the writing before you as the sigils of the Demons you seek. Envelop yourself in the energies. Only then will you break through in all of your endeavors. One must not be full of themselves. Respect the power but do not misuse it for material purposes.

J. Thorp

Part One



Divining With Daemons

J. Thorp

Divination



Here I will go over the definition of divination for those who are not too familiar with it, and I will go over the methods of divination that work directly with the Demons.

What is Divination?

From *Wikipedia*: “Divination is the practice of ascertaining information from supernatural sources. If a distinction is to be made with fortune-telling, divination has a formal or ritual and often social character, usually are in religious context; while fortune-telling is a more everyday practice for personal purposes.”

My definition of divination is the practice of not only telling the future with a

method of aid (i.e. tarot, runes), but telling of the past, and present situations. Divination enlightens ones subconscious to ones conscious reality. Things hidden deep within that have not manifested that will manifest. It can be used in a spiritual context, as with the Demons, but it can also be used for fun. In this book, I go over the practical methods of divination in a more spiritual context as opposed to “fun fortune-telling for entertainment purposes only.”

There are many ways to divine. One of the most popular ways is tarot cards. They are rich with symbolism and can tell a story. Other methods include the use of runes, which are stones etched with an ancient Scandinavian or Celtic alphabet; the reading of tea leaves; the use of Ouija boards; candle drippings in water or on a piece of paper; using a pendulum to answer questions or to find water; divining rods; scrying mirrors. You get the picture. There are so many different forms of divination, varying from culture to culture; it would be difficult to cover each one in this book. That is why it is focused on tried and true methods of divining with the aid of Demons.

The use of divination with Demons, and speaking with them sounds harder than it is. It takes focus and understanding of ones own self. You will face your doubts, your fears, and your inner voice. It will awaken your intuition, your empathy and your thoughts. The important

thing to remember is you have to LET it happen. Too often, people are filled with doubt in their abilities. What you need to know is that divining is not always going to be accurate because people inherently wish for things to be a certain way and oftentimes, the method of divination will tell you what you want to hear, instead of actually telling you what you *need* to hear.

People would imagine that talking with Demons would be dangerous or harmful. It is not, as long as you focus on treating them with the utmost respect. Some may be disappointed to hear that a Demon is not going to pop up in their bedroom and tell them everything they need to know. It is about your inner voice, your intuition. That is how they communicate with you. They will lead you in the right direction and give you advice internally. Their external appearance would be very rare, and usually has to do with disrespecting them. Demons do not 'talk' like you and I do. They help you silently; they put you on the right track. If speaking with them were as easy as speaking with your spouse, then the mystery of divination and speaking with Demons would be gone. And who would want everything to be certain all of the time? Maybe if you want to be under control all the time. Listening to the Demons is about letting go. Let go of your preconceived notions of what Demons are like. Let go of your fear of them. Let go of your doubts in yourself. Let

them take control for a while and see what happens. That is what it is all about.

The forms of divination I cover in this book are: Ouija, Demon stones, scrying with a mirror, as well as a ritual to speak with a Demon, and ascension onto the Demonic plane.

Divination Tips

1. One thing I have noticed that helped for me is to wear the oleum of the Demon I am working with, such as Delepitore or Vassago.
2. Set up a quiet place where you will not be disturbed, with candles and incense burning.
3. Meditate on your question for a few minutes.
4. Anoint your third eye with Tiger Balm.
5. Perform your divination as a special ritual, you do not have to cast a Demonic circle for this, it is purely optional.
6. Remember not to doubt your abilities. Everything will come to you intuitively.
7. Recording your results is very important. You should keep track if something interesting happens.

These are only suggestions. However, I have used them with great success.

Ouija



There is a long history involved with the Ouija board. It has been used for many centuries as a form of divination, and more recently as a parlor game. The board has been dismissed by skeptics who say that your own mind is coming up with the answers to the questions, or that you are pushing the planchette, and that spirits and Demons cannot possibly exist.

Within this universe, there are many spirits. The most common way people divine with the Ouija board is through the deceased. This is not the only use for an Ouija board. Christians would argue that if you use the board, you are in direct contact with Satan or Demons and you will become possessed by them. In a way, the Christians are right, because

you CAN contact and speak with Demons through Ouija boards. Though most of the time when regular people do use the Ouija, it is a regular spirit that comes through, or the users own subconscious giving the answers. One cannot become controlled by a board, a Demon, or a spirit unless the person is open to that opportunity. In my opinion, it is purely imagination taking over when someone believes that they are possessed with the spirit inside their Ouija board.

Belief

The role of belief is very important with the use of the Ouija. You must believe that it works or it will not. Let go of your preconceived notions; especially if you were Christian at some point. This can interfere with the board working.

How to Use the Ouija



The instructions that come with the Ouija board are rather silly.

1. It takes two to Ouija. Usually one person is not able to work the Ouija. Get a friend to use it with you. A male and female is usually recommended.

This is a misconception. When speaking with a Demon through the Ouija board, you can be alone if you desire. Sometimes it is easier to do it alone because the other person harbors doubt in the Ouija. It does not matter if you are male or female either.

2. You should not use the board very often – you can become obsessed.

You can use it as often as you like, as long as you are comfortable. When it comes to speaking with a Demon through the board, it does not matter how often you do it unless you are uncomfortable in some way. Obsession can happen with ANY divination tool. It is not really a danger unless you are in an unstable state of mind and cannot control your mind or emotions or you are looking for answers repetitively that the Demon cannot answer in the way you want to hear it.

3. You should use the Ouija at night; there may be better contact with the spirits.

You can use the board in the daytime or nighttime. It makes no difference. This misconception came up because people think that Demons and spirits only come out at night. They are always around, day or night. It does not matter when you use the Ouija.

Remember, to treat the Demons with respect when asking them questions. Do not become angry or frustrated if the Demon cannot answer the question. If the Demon is not making any sense, ask him or her to clarify. Be polite. Do not force the answers.

Practice

The ability to use the Ouija board does not come to everyone naturally. Some people are natural mediums. A medium is someone who can easily ‘receive a signal’ so to speak. They can pick up the sensations of a spirit or Demon through clairvoyance (to see), clairsentience (to feel), and clairaudience (to hear). Some mediums can also smell spirits or Demons but this is less common. For the person who is not naturally endowed with the ability to use the Ouija successfully, it takes practice.

That means you must work at it. You must use the board with the intention of contacting the Demon. Learn to feel outside of yourself. Know your surroundings, because they can subtly change when in the presence of a Demon. Sometimes there will be a light breeze above the board or around you. Also, people can get a heavy feeling on their heads when in contact with a Demon on the board. I cannot stress practicing enough – it is essential. Do not look at yourself as a failure if you cannot use the board the first time. Keep trying you will eventually get in touch.

It also helps to have someone write down what the messages are from the board. Sometimes they can be profound; other times the messages make absolutely no sense (at the time).

Treating a Ouija for Demonic Use

This is a rather simple, but effective procedure. It makes the energy of the board stronger. This involves a candle of your patron/matron's color, or whatever color you desire, and the oleum (*Refer to Demonolatry Blends: A Formulary, by J. Thorp for more information on oleums*) of the chosen Demon. Anoint the board on each corner with the oleum, then anoint the planchette. After this light your candle and drip wax all over the planchette, careful not to get any on the indicator window. Cover the planchette well. You may wish to mount a very small stone in the center of your indicator window. Once the planchette has been covered in wax from the candle (again, not the indicator window), anoint the planchette again with the oleum.

This is used most successfully if you have a patron/matron Demon or a Demon in which you wish to establish contact with on a regular basis.

You will want to bless the board in the name of the Demon as well. This is easy, just pass it through incense smoke in the name of an Air Demon, sprinkle it with salt water in the names of Earth and Water Demons, and pass it

through a flame to bless it in the name of a Fire Demon.

And there you are! You are ready to use the board!

Testing the Board

You should test the board to see if the Demons come through. The best way to do this is by using their enn, if known. (*See Lessons in Demonolatry by S. Connolly for enns to Dukante demons*). Spirits do not seem to answer to the enn often. I have found this but someone else may differ on that opinion. You can simply chant their name and they will come. If you do get a spirit, ask it politely to leave and that you wish to talk to a particular Demon. You will know by gut instinct if you are speaking with an actual Demon. You may also wish to make a code word with a Demon – so you know it is them.

Tips on Board Use

- Keep the board clean.
- Keep it in its box when not in use.
- When you use it, create atmosphere. Burn candles or incense. Invoke a Demonic circle if you desire.
- Do not become hostile towards the Demon, or he/she will be hostile towards you.

- If you do not understand what the Demon is saying, ask him/her to clarify.
- You may desire to use an enn to call the Demon to the board. If not, chant his/her name and ask the Demon politely if it wishes to talk with you.
- Only use the board when you feel like it. Do not force your self to use it.
- If you feel in danger in any way, say goodbye and put the board away.

Pendulums



This tool is one of the most basic ways of divination. It has been used for many centuries to find gold, water, to find lost objects and all sorts of things. What a pendulum is as defined in the dictionary is: “A body suspended from a fixed support so that it swings freely back and forth under the influence of gravity.” Instead of ‘gravity’ Demonolators tend to think the Demons are moving the pendulum. It is basically a heavy weight attached to a chain of some sort. It is a gift that can be difficult to master, but it does come easy to some people.

How to use a pendulum:

1. Make sure you are in a silent room, with no distractions. Turn off you electronic devices, cell phones, etc.

2. Hold the pendulum in whichever hand you feel comfortable with.
3. Keep it steady and ask it, "Which way is yes?" It should swing in a direction. Then you ask it "Which way is no?" It should show you that as well. Some people also ask "What is maybe?" It depends on the complexity of your question.
4. You begin to ask it questions and it will tell you what you need to know. If it does not work for you at first, put it away and try next time.
5. I suggest that you find a material that is suitable, such as a crystal pendulum. I am not too crazy about the metal ones because metal seems to be inimical to some spiritual forces.

Pendulums in Demonolatry

Some people just have a natural inborn ability to use pendulums. This does not mean that you cannot try it anyway and see what happens. Typically, in Demonolatry, we ask Demons questions and they operate the pendulum. A helpful way to get more energy into the pendulum is to chant the Demonic enn (if known) or a prayer to the Demon. Also, anoint it with the Demons oleum if known. This will intensify the working. If you are using it to contact different Demons, I suggest that you wash the pendulum in water and use an infusion

of Mugwort herb to cleanse it for a different Demon. You do not want the energies to get mixed up. You also may wish to dedicate a certain pendulum to a specific Demon and this is fantastic. It is all up to you. There is much room for creativity in *any* form of divination, and that is what makes it so interesting and popular these days.

Another Method of Pendulum Use

This is a very interesting use of a pendulum. It requires a 'yes' a 'no' and a 'maybe' tile or paper. Take a plain white tile or paper and paint these words in black ink. Before you use the tiles, bless them with the elements. Set them up whatever way you wish, either in a line next to each other or in a circle pattern. Ask the Demon chosen your question and see where the pendulum moves over the answer.

J. Thorp

Scrying



From The Mystica.com: “Scrying is the ancient act of divination for the purpose of clairvoyance. It is usually achieved by concentrating on or staring at an object having a shiny surface until a vision appears. Magicians and witches have practiced scrying throughout the ages. The typical stereotype of a person scrying is a Gypsy fortune teller looking into her crystal ball.

Scrying comes from the English word "descry" which means "to make out dimly" or "to reveal." There have been and are many purposes for the activity; to see into the future, to find lost objects or persons, and track criminals, among others. In the Middle Ages a wise woman or a wise man, perhaps also called

a witch, with a natural gift of second sight was called upon for scrying purposes.

Although the object used for scrying usually has a shiny surface, innumerable objects have been used for the practice over the centuries. The Egyptians used ink, blood and other dark liquids. The Romans used shiny objects and stones. Water has been used for gazing into. Mirrors are often used.

There is an example of the interior of a cauldron being painted black, then filled with water at night, a silver coin was dropped into the water so to reflect moonlight. Such means have been employed to see visions and read mystical signs.”

Demonic Scrying

Scrying by means of the Demons can be difficult for the beginner to master. One must be comfortable with the methodology of scrying. Also, you must not be afraid of failure. The fear of failure can interrupt the ability to see images.

You will notice that some people have an easier time scrying. Do not worry; your skills will develop in time. I suggest anointing your scrying mirror or device with Delepitore or Vassago oleum to intensify the effect of the working. It is also suggested that you burn

incense that is appropriate to the matter at hand, as well as candlelight. You are likely to see images when the room is darker. Natural or artificial light can interrupt the energy flowing through you.

Remember, do not become discouraged. The ability to see things in a scrying device usually takes time.

J. Thorp

Demon Stones



This is a personal method of divination that I have developed.

Demon stones are a set of sixteen stones that you make yourself. The system is based on the Dukanté hierarchy, but I am sure you could make the same device with a different hierarchy, such as the Goetic. For this form of divination, you go out and find sixteen plain rocks that you like. I suggest doing this by a creek and find the ones that are smoothed out with water. If you live in the desert, just go to a place where you can find rocks. . If you cannot find plain rocks for some reason, find some small chunks of quartz and draw the sigils instead. Upon these stones, you draw the sigils of the sixteen different Demons I have listed.

Get a nice velveteen bag that will fit the stones, for storage and to draw them out.

The Process:

1. Gathering the stones.
2. Purifying them with the elements (earth, air, fire, water).
3. Anoint each and every one of the stones with an appropriate oleum, such as the general oleum I have listed in *Demonolatry Blends: A Formulary*. But if you really need to use the stones quickly, I suggest anointing them with olive oil.
4. Now you paint the actual sigils upon the stones/crystals, infusing your energy into them, making them ALIVE.
5. Ask a divination Demon such as Delepitore or Vassago to bless your stones.
6. Now you are ready to use the stones! The more you utilize them, the better they work!

The Demons and Their Meanings:

(Note: I only include the Dukante hierarchy because listing the meanings of 72 different stones would be very time consuming. See Part Three of this book for Sigils).

Belial – Represents stability in all forms; also represents the physical, tactile world.

Lucifer – Represents the mind, mental thought processes, enlightenment.

Flereous – Represents sudden change, hastiness; lust for the ego.

Leviathan – Represents the flow of life, dealing with emotions, the passing of fear, judgment, detecting lies, faith.

Satan – Represents ALL wisdom, the universe, completion of something.

Verrine – Represents the positive polarity of life, healing, protection, medicine, and sometimes impatience.

Amducious – Represents the negative polarity of life, destroyer, disaster, negative feelings, holding in emotions, release of fear.

Unseré – Represents growth, life, positive change. Motherhood. Family.

Eurynomous – Represents death, not necessarily in the physical form, but the death of attached emotions, fears, anger; represents change in any form.

Belphegore – Represents material gain, jobs, money, hoarding, greed.

Rosier - Represents unconditional love, long-term relationships, marriage.

Delepitoré – Represents wisdom, divination, sorcery, magic. She represents the path we tread, the terra we walk on, the right way to go.

Astarte – Represents femininity, love, relationships (especially beginning new ones).

Ashtaroth – The Priestess of friendship, represents platonic relationships, positive family life.

Asmodeus – Represents lust, physical aspects of life, sometimes obsessive lust.

Ronwe – Represents education, book smarts, college, poetry, learning.

Tezrian – Represents battle, upheaval.

Sonnillion – Represents hatred in all of its forms, also wisdom through negativity.

Baalberith – Knowledge, secrets, sorcery, change.

Methods of Demon Stone Divination

Four Stone

Ask a question, shake the bag, and stick your hand in the bag and pull out four stones. These you will read, and will determine the answer to your question.

Six Stone

Ask your question. Shake the bag and draw out six stones. The first two represent the past, the second two represent the present, and the third two represent the future. This is fairly simple.

If you think you need more stones to answer the question, by all means, draw as many more stones as you desire. There is always more room for different ways to read these stones. Make one up if you wish.

J. Thorp

Part Two



Speaking With Daemons - Ascension, Meditation, and Rituals for Divination

J. Thorp

Ascension



Suggested Meditations

These meditations are suggested because I have used them before with success. They have helped me a great deal when trying to attain ascension. These are elemental meditations.

Earth: Imagine a serene forest, tall pine trees and a misty mountain backdrop. Smell the clean mountain air, and let it fill you. See the large roots of a tree, hugging the ground. Envelop your self in these roots in a firm embrace. Say to yourself: “I am one with Belial, Lord of the Earth.”

Air: Feel the cool breeze upon you – whipping from the East. Inhale the scent of the air – fresh, clean, and crisp. It is like a fall day, cold and refreshing. Align yourself and with the wind and say to your self, “I am one with Lucifer, Lord of the Air.”

Fire: See the flickering flame in a fireplace or bonfire. Hear the wood snapping and popping, smell the strong scent of burnt wood. The heady scent fills your nostrils, and you feel the heat on your body. Say to your self, “I am one with Flereous, Lord of the Flame.”

Water: See the ocean, ebbing and flowing to and fro. Hear the pounding of the surf upon the clean white sand. Smell the salty ocean air, fresh and clean. Envision the eternal bliss of the ocean, unending in beauty. The waves crash at your feet, cold and wet. Say to your self, “I am one with Leviathan, Lord of the Water.”

Satan: See nothing. It is dark and vast like space. Feel yourself floating in an abyss where stars begin to flicker in your view. You are weightless. Gravity does not exist. Feel yourself align with this darkness. Take it within you. You are everything and nothing. The very heartbeat of the universe is calling you. Say to your self, “I am one with Satan, Lord of All things.”

What is Ascension?

Ascension is the ability to go forth onto the Demonic plane and commune with the Demons. It is a difficult state to attain, especially for the beginner. I suggest trying this method when you have been practicing for a while and have meditation skills down. You must be able to tune out all external things and be able to focus on nothingness. It takes awhile to learn how to go into ascension, the main thing is that you have to be able to face all of your fears and move past them. Until you master this, you will not be able to ascend to the Demonic plane. Give up all of your preconceived notions, everything that you have been taught in your childhood; Let go of what you are most afraid of. Do not think of the Demons as unattainable beings. They are connected to you. They are connected to the universe. You are part of the whole. Realize this and you will be successful in ascensions.

The Purpose of Ascension

The purpose of ascension is to become one with the Demons. It is understand their universe and share their wisdom. You may wish to ask questions of them, or receive knowledge from them. Do not try ascension for frivolous reasons; otherwise you may become scared or non-illuminated. Ascension does not always

work, but the more you practice at it, the more likely the state of ascension becomes.

Here is my method of ascension:

First and foremost, face your fears. When ready, I use an oleum (see the herbal chapter) to anoint my temples and Tiger Balm to anoint my third eye area. The oleum will be explained in the herbal chapter. I get into the deepest state of meditation that I can. I see before me a door in a dark room. The door has Demonic sigils etched upon it. The room around me is illuminated with candles, incense is burning, a heady but wonderful scent. I can sense the presence of the Demons all around me. Beyond this door is the Demonic plane. You must reach the door and open it. A bright light emits from inside the door. You go through the door and see nothing but beauty all around you. It is a most beautiful scene with trees, mountains, running water. At first you will only see pale silhouettes of beings. As you get deeper and deeper, you begin to chant the Demon's name, if known. If you do not know it, you chant their name. They may appear to you in a human form, so not to frighten you. Sometimes they just appear as balls of bright light. You commune with these energies and allow them to fill you. You walk with them. Ask them questions, and receive wisdom.

To get 'out' of ascension, envision yourself walking through the sigil door once again and close it. Thank the Demon(s) for their help.

Ascension aids:

- Use an oleum and Tiger Balm. Tiger Balm is available at any store.
- Close off all external noises, bothersome things like telephones ringing and get people around you to leave you alone.
- Set atmosphere. Light candles and incense. Construct a Demonic circle if desired.
- Do not attempt ascension if you are in a weakened state mentally or physically.
- Also, do not attempt if you cannot meditate for more than a half an hour and do not try attaining ascension too often.
- Wear comfortable clothing, nothing restrictive.
- Sit in a comfortable position or lie down.
- Trust your instincts; always go with your gut. If you feel threatened, carefully lead yourself out of ascension.
- If you are unable to attain ascension, you are probably holding on to your fears or notions. It takes practice like any other skill.
- Write down your experiences. Keep a careful diary of what happens. If you

J. Thorp

receive a sigil or some other knowledge,
write it down.

Ritual to Establish Connection With Demons



This ritual was written for the exact purpose of contacting the Demons and being at one with them. You will need the following materials:

- Two black candles
- One focus candle (in the middle, between the black candles)
- Four elemental candles (red for south, green for north, blue for west, yellow for east)
- Offering/burning bowl
- Incense burner with incense of Abramelin
- Dagger
- Chalice of water

- Bowl of sea salt
- Parchment
- Ink
- Lancer

Set up the altar in the North. Invoke the Demonic circle as explained in *Modern Demonolatry*. Mix the sea salt with the water and consecrate the water, “**Talot pasa oida Belial et Leviathan.**” Go around the circle three times each, carrying the salt water, then the smoldering incense burner. Carry around a candle last.

Sit in the East, and meditate upon the yellow candle. Say: “**Tedat renich lemab usor luon.**”

Move to the South, and meditate upon the red candle. Say: “**Teme ganic hixe rasti.**”

Move to the West, and meditate upon the blue candle. Say: “**Kefa jedan malta epte pido.**”

Finally, move to the North, and meditate upon the green candle. Say: “**Rec lirach posa thete kiret.**”

Stand in the center, meditate upon the whole, the universe, and say, “**Tasa reme laris Satan.**”

Say: “**I will work with thee, and be a part of the veneficium.**”

You may wish to meditate more on the Demons.

On the parchment, draw the sigils of the elemental Demons, with the DZ (see image on next page) in the center and the other sigils where you desire. The sigils are repeated in the following chapter and are also available in *Lessons in Demonolatry*.



Poke yourself with the lancet and drip blood upon the parchment. Burn it in your offering bowl and dispose of outdoors as an offering.

J. Thorp

Invocation to Speak with a Demon



Note: The Demon Conjunction Of Richard Dukanté (circa 1963 - the Grimoire of Richard Dukante Book 1 Page 50) Being a working wherein the demon of the practitioner's choice may be called willfully.

Upon the altar must stand three tapers. One of Black, One of White, One of the castor's element. Within the Castor's taper the demon's name must be inscribed upon it along with the name of Satan. [meaning actual - SATAN]

Present also must be the dagger and chalice of water taken from a flowing river or from the falling rain.

The invocation incense shall be burned within the thurible during the entire rite: 2 Parts Sandalwood, 5 Parts Graveyard Dust [mullein], and 3 Parts Devil's Claw.

You shall begin by lighting the tapers upon the alter after having writ the aforementioned inscriptions on the center taper. Set the incense alight within the thurible. Cast the circle by invoking each element in the language of demons -

Earth - Belial - *Lirach Tasa Vefa Wehlic Belial*
Translation - Earth protect this Soil , Lord Belial

Air - Lucifer - *Renich Tasa Uberaca Biasa Icar Lucifer*
Translation - Air protect the surrounding sky, Lord Lucifer

Fire - Flereous - *Ganic Tasa Fubin Flereous*
Translation - Fire protect the flame, Lord Flereous

Water - Leviathan- *Jedan Tasa Hoet Naca Leviathan*
Translation - Water protect our circle, Lord Leviathan.

Begin the Invocation: *I, [your name], do invite thee, [demon's name]. In the name of Satan, I request you come forth.*

Hence you shall draw your own blood from your palm and let three drops fall into the chalice. Mingle it with the water and invite all present to drink from it. Do not drink from your own blood lest you invite the demon into you.

You shall draw a circle upon the ground the width of the taper at least. Within this circle, inscribe the sigil of the demon you doth conjure. If this sigil is unavailable, use an inverse pentagram or DZ. You shall pour the remainder of the chalice contents within the circle - for it is your energy the demon will use to rise. " 'Tis this energy that is blood."

Over the circle you must say:

Reayha bacana lyan remé quim [name of demon].

Place the castor's candle within the circle. From this circle - the demon shall emerge from the flame and you may speak with him freely until the candle is extinguished.

J. Thorp

Working to Delepitore for Divination (*Dukante Hierarchy*)



Needed:

- Blue or purple candle
- Delepitore incense and oleum (*See Demonolatry Blends: A Formulary*)
- Parchment and ink to draw Delepitore's sigil (*See Part Five*)
- Form of divination (tarot, Ouija, demon stones, scrying device, pendulum etc)
- Grimoire or notebook to record results

Burn Delepitore incense and a blue or purple candle etched with her sigil and anointed with oleum. On parchment, draw her sigil and anoint with oleum. Pass the parchment through the

incense. Set the sigil down and place your divination device upon it. Ask Delepitore to guide you in divination. You will find that your technique will improve. Record your results in your grimore or notebook.

Keep the sigil near your divination device.

This is a simple but effective way to improve your divination. I use it for reading tarot cards. It has helped me a great deal.

Goetic Working for Divination



Needed:

- Blue candle
- Vassago incense and oleum (*See Demonolatry Blends: A Formulary*)
- Parchment and ink to draw sigil (*For sigil, see above book*)
- Form of divination (tarot, Ouija, demon stones, scrying device, pendulum etc)
- Grimore or notebook to record results

Call upon Vassago in your preferred way. Burn Vassago incense and a blue candle etched with his sigil and anointed with oleum. Pass the parchment through the incense. Set the sigil down and place your divination device upon it. Ask Vassago to guide you in divination. You will find that your technique will improve.

J. Thorp

Record your results in your grimore or notebook.

Keep the sigil near your divination device.

Part Three



Additional Divination Tools

J. Thorp

The Sigils



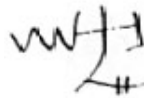
For the goetic sigils see *Demonolatry Blends: A Formulary* by J. Thorp



Satanchia



Lucifer



Mespilto



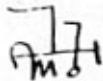
Agaliarept



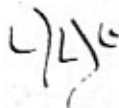
Beelzebuth



Delepitorae



Flereous



Belphegore



Leviathan



Ammon



Astarte



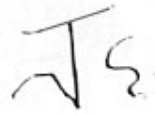
Baalberith



Mammon



Asmodeus



Ronwe



Rosier

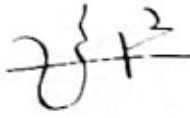


Eurynomous

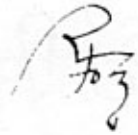


Tezrian

Divining & Speaking With Daemons



Belial



Asafoetida



Astaroth



Unsere



Abaddon



Beehamoth



Sonnellion



Ashtaroth



Baal



Amducious

Herbal Recipes to Aid in Divination and Ascension



For more herbal recipes see *Demonolatry
Blends: A Formulary* by J. Thorp

Some of these are traditional blends,
others not. They work regardless. As long as
you have the right intentions, you will have
success with these oleums and incenses.

Here is the traditional oleum for Ascension

1 part rose
2 parts chamomile
1 part camphor

My Recipe for Ascension Oleum

Chamomile
Jasmine
Cinnamon (pinch)
Lemongrass

Meditation Blend Incense

Rosemary
Sage
Vetivert

Meditation Oleum

Lavender
Vetivert
Rose

Delepitore Oleum/Incense (Divination Blend)

Ground Ivy
Yarrow flowers
Hibiscus
Mugwort
Pinch of Blood root

Divination Blend Two

Hibiscus
Goldenrod
Camphor

Vassago Oleum

Lemon balm

Cedar


Saffron

Vassago Incense

Cedar

J. Thorp

Part Four



Appendices

J. Thorp

Glossary



Ascension – Going forth on the Demonic plane. This more difficult than it sounds.

Demonic Plane – A place where the Demons reside.

Demon Stones – Stones on which sigils are painted and chosen out of a bag to answer your questions, depending on the sigils you draw. This is much like runes, but with a different slant.

Divination - The art or act of telling the past, present, or future events or revealing occult knowledge by means of the aid of Demons.

Establishing a connection – This is very important, the meaning of this is to open yourself enough to allow the Demon to lead your path, be a part of you, which is the Whole of all beings.

Invocation – To a call a Demon within a balanced circle.

Meditation - A contemplative discourse, usually on a religious or philosophical subject.

Ouija board - A board with the alphabet on it; used with a planchette to spell out messages of either a spiritual or Demonic force. “Treating” a Ouija board makes it more powerful to contact Demons. This is explained in the Ouija chapter.

Pendulum - A divination device consisting of a string attached to a heavy object such as a crystal or the like. Questions are divined by noting the motion of the pendulum during divination.

Scrying - To see or predict the future by means of a crystal ball, mirror, or other means.

Index

A

accuracy
 in divining, 17
Amducious, 37
appearance
 of demons, 46
ascension, 7, 9, 18,
 41, 43, 45, 46, 47,
 67, 68, 73
 herbal recipes for,
 67
 aids, 47
Ashtaroth, 38
Asmodeus, 38
Astarte, 38

B

Baalberith, 39
Belial, 37, 43, 50,
 54
belief
 the role of, 20
Belphegore, 38
blessing
 of Ouija board, 24
blood, 32, 51, 55

C

cauldron

used in scrying,
 32

clairaudience, 23
clairsentience, 23
clairvoyance, 23

D

dedication
 of divination
 devices, 29
Delepitoré, 38, 68
Demon
 matrons and
 patrons, 24
Demon stones, 18,
 35
 creating, 36
 using, 39
Demonic enn, 28
Demonic plane, 9,
 45, 46, 73
 ascension to, 18
Demons
 dangers of
 speaking with,
 17
 external
 appearance, 17

divination
herbal recipes for,
67
with demons, 16
definition of, 15
recording results,
18
tips for, 18
Dukanté hierarchy,
35
DZ, 51, 55

E

Egyptians
scrying methods,
32
elemental
meditations, 43
enn, 25, 26, 46
Eurynomous, 38

F

Flereous, 37, 44, 54
Four Stone
demon stones, 39

G

Goetic Hierarchy, 7,
35, 59, 78

I

invocation

to speak with a
demon, 53

L

Leviathan, 5, 37, 44,
50, 54
Lucifer, 37, 44, 54

M

meditation
for ascension, 43
incense, 68
oleum, 68

Mirrors

scrying, 32

Mugwort

for cleansing, 29,
68

O

Obsession, 22
oleum, 18, 24, 28,
32, 36, 46, 47, 57,
59, 67

Ouija, 7, 9, 16, 18,
19, 20, 21, 22, 23,
24, 57, 59, 74

becoming

controlled by,
20

board game, 21
planchette, 19
tips for use, 25

- treating for
 - demonic use, 24
 - use of, 21
- P
- Pendulums, 27
 - definition of, 27
 - how to use, 27
 - in demonolatry, 28
- prayer, 28
- R
- Recording
 - results of
 - divination, 18
- ritual
 - goetic working
 - for divination, 59
 - to Delepitore for Divination, 57
 - to establish connection with demons, 49
- Romans
 - scrying methods, 32
- Ronwe, 38
- Rosier, 38
- runes, 16, 73
- S
- Satan, 19, 37, 44, 50, 53, 55
- scrying, 9, 16, 18, 31, 32, 33, 57, 59
 - definition of, 31
- sigils, 11, 35, 36, 46, 51, 63, 73
- Six Stone
 - demon stones, 39
- Sonnillion, 38
- speak
 - with a demon, 18
- T
- tarot cards, 16, 58
- Tezrian, 38
- third eye, 46
- U
- Unseré, 37
- V
- Vassago, 18, 32, 36, 59
 - incense, 69
 - oleum, 69
- Verrine, 37

J. Thorp

DB Publishing

Be sure to check out all of DB Publishing's titles. We're proud to bring you books about demonolatry and magick by the people who practice it.

Written by demonolators for demonolators. TM

By S. Connolly

- Modern Demonolatry
- Lessons in Demonolatry
- The Art of Creative Magick
- Demonolatry Rites

By Ellen Purswell

- Goetic Demonolatry

By J. Thorp

- Demonolatry Blends: A Formulary
- Divining & Speaking With Demons: A Practical Guide

All of our titles can be
purchased through:

<http://www.lulu.com/demonolatry/>

J. Thorp

Divining & Speaking With Daemons

J. Thorp