



Nelson
Spelling

Pupil Book 1B



OXFORD



Nelson
Spelling

Pupil Book 1B



OXFORD
UNIVERSITY PRESS

OXFORD

UNIVERSITY PRESS

Great Clarendon Street, Oxford, OX2 6DP, United Kingdom

Oxford University Press is a department of the University of Oxford.
It furthers the University's objective of excellence in research, scholarship,
and education by publishing worldwide. Oxford is a registered trade mark
of Oxford University Press in the UK and in certain other countries

Text © John Jackman and Hilary Frost 2015

Illustrations © Marcus Cutler and Elisa Paganelli 2015

The moral rights of the author have been asserted

First published 2015

All rights reserved. No part of this publication may be reproduced, stored in a retrieval system, or transmitted, in any form or by any means, without the prior permission in writing of Oxford University Press, or as expressly permitted by law, by licence or under terms agreed with the appropriate reprographics rights organization. Enquiries concerning reproduction outside the scope of the above should be sent to the Rights Department, Oxford University Press, at the address above.

You must not circulate this work in any other form
and you must impose this same condition on any acquirer

British Library Cataloguing in Publication Data

Data available

ISBN: 978-1-40-852403-9

1 3 5 7 9 10 8 6 4 2

Paper used in the production of this book is a natural, recyclable product made from wood grown in sustainable forests. The manufacturing process conforms to the environmental regulations of the country of origin.

Printed in Italy by L.E.G.O S.p.A.

Acknowledgements

Cover illustration: Elisa Paganelli

Page make-up: OKS Prepress, India



Contents

Unit 15	y endings	4
Unit 16	ar	6
Unit 17	oi oy	8
Unit 18	ear ea	10
Unit 19	er ir ur	12
Unit 20	ou ow	14
Unit 21	or ore aw au	16
Unit 22	air ear are	18
Unit 23	oo	20
Unit 24	days of the week	22
Unit 25	compound words, syllables	24
Unit 26	wh ph	26
Unit 27	un beginnings	28
Unit 28	alphabet	30
	Check-up 2	32

y endings



Key Words

windy
dusty
lucky
rainy
sleepy
dirty
chilly
hilly

Focus

- A** Match a key word to each of these picture clues.
Write the words in your book.



1 w _____



2 d _____



3 r _____



4 sl _____



5 ch _____



6 h _____

- B** Write a sentence using the words **windy** and **chilly**.

Extra

Find a smaller word in each of the words in the box.
Write them in your book.

frosty frilly cheeky creamy milky

Extension



Copy these sentences.

Choose words from the box to fill the gaps.

very happy funny party family

1 My f_____ had a p_____ for my birthday.

2 Grandad wore a f_____ hat!

3 I was v_____ h_____.



Key Words

car
far
tar

bark
dark
park

are
arm
farm

cart
dart

star
start

Hark! Hark! I can hear the dogs **bark** on the **farm** in the **dark**.

Focus

Match a key word to each of these picture clues. Write the words in your book.



1 p _____



2 d _____



3 f _____



4 c _____



5 c _____




6 a _____

Extra

Copy and finish these word sums:

- 1 ar + m = arm
- 2 ar + e =
- 3 st + ar + t =
- 4 st + ar + ch =
- 5 d + ar + k =
- 6 b + ar + k =
- 7 b + ar + n =
- 8 c + ar + t =
- 9 ch + ar + t =
- 10 h + ar + d =



Extension

bar dark shark chart car bark cart
 park tart star jar start are lark

Sort the words in the box into rhyming families, like this:

ar words	ark words	art words
bar	dark	cart

Tricky Words

are ask



oi
oy



Joy has a very loud **voice**!

Key Words

oil
boil
soil

coin
join
joint
point

choice
voice

boy
joy
toy

Focus

Match a key word to each of these picture clues.
Write the words in your book.



1 t _____



2 b _____



3 p _____



4 c _____



5 s _____



6 b _____

Extra

Write the seven **oi** and **oy** words you can find hidden in this puzzle.

b	o	i	l	c	h
a	i	x	b	o	k
e	l	s	o	i	l
d	t	o	y	n	p
p	o	i	n	t	r



Some words go across but some go down!

Extension

A Match a word to each picture.

pointing joining oiling boiling enjoying spoiling



1 _____



2 _____



3 _____



4 _____



5 _____



6 _____

B Write a sentence using one of these words.

ear
ea



Key Words

ear
hear
near
tear
year

beard
heard
spear

head
bread
spread

Focus

A Match a key word to each of these picture clues. Write the words in your book.



1 t _____



2 e _____



3 b _____



4 h _____



5 b _____



6 s _____

- B** Copy four other **ear** key words into your book.
- C** Write a sentence using one of these words.

Extra

What am I?
Write the answer in your book.

- 1 I have a sharp point.
- 2 I'm good to eat if I'm crusty.
- 3 I sit on your shoulders.
- 4 You have one of these on each side of your head.
- 5 I am the opposite of far.



The key words
will help you.



Extension

Copy these sentences.
Fill the gaps using words from the box.

near head tear ear

- 1 Our baby grabbed my _____.
- 2 Then he pulled my _____.
- 3 It made a _____ come to my eye!
- 4 I won't let baby get _____ me again!



Tricky Words

here there where

er ir
ur

The nurse saw a bird
sit under a flower
pecking the dirt.



Key Words

her
herd
kerb

over
under
flower

stir
bird
first

hurt
burst
nurse

Focus

A Match a key word to each of these picture clues.
Write the words in your book.



1 h _____

2 k _____

3 f _____



4 b _____

5 b _____

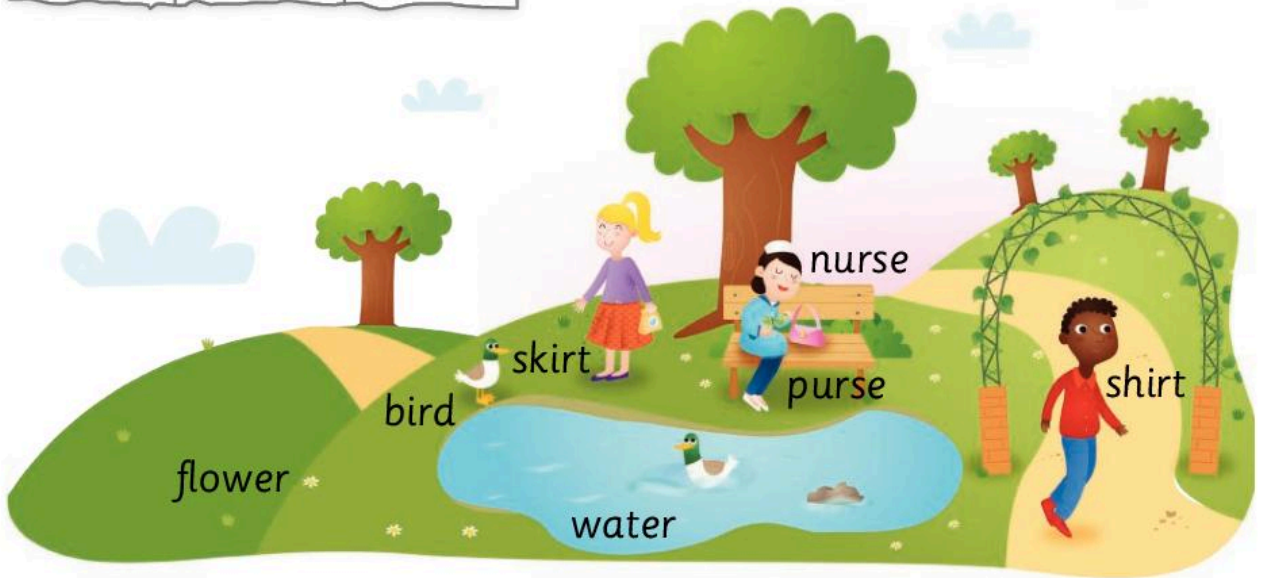
6 n _____

B Write a sentence about one of the pictures.

Extra

Sort the words in the picture into letter pattern families, like this:

er words	ir words	ur words
water	skirt	purse



Extension

Write the nine **er**, **ur** and **ir** words you can find hidden in this puzzle.

s	f	i	r	s	t	h	b
t		n	u	r	s	e	i
i	f	l	o	w	e	r	r
r	u	k	e	r	b		d
	r	b	u	r	s	t	



Remember, some words go across but some go down!

Tricky Words

were

ou
ow



I saw a **cow** and a little **brown mouse** chasing a cat right **out** of their **house**!

Key Words

cow
now
owl
growl
down
clown

our
out
about
scout
shout
house
mouse

Focus

Look at the pictures.
Write the rhyming key words in your book.
The first one is done to help you.

1 **now** rhymes with



COW

2 **shout** rhymes with



3 **down** rhymes with



4 **growl** rhymes with



5 **house** rhymes with



Extra

Here are some important **ou** words to remember.

you your our should could would



Notice that **ou** can make different sounds.

- 1 Copy the words in the box.
- 2 Make up and write a sentence that uses at least three of the words in the box.
- 3 Draw a picture to go with your sentence.

Extension

Sort the words in the box into two lists.
Two are done to help you.

clown low tow down
row owl snow bow
window own town know
brown bowl how



Notice that **ow** can make different sounds.

ow sounds like ow in cow	ow sounds like oh in home
clown	low


Which words can be put in both lists?

Tricky Words

you your our house



or ore
aw au



Key Words

cork
horn
fort
short
horse

more
sore

saw
claw
draw
thaw
yawn
crawl

dinosaur

Focus

A Match a key word to each of these picture clues.
Write the words in your book.



1 c _____



2 sh _____



3 s _____



4 c _____



5 s _____



6 d _____

B Write the **or** and **aw** words you can see in the picture at the top of the page.

Extra

Copy these sentences.

Fill in the missing words. They all begin with c.

- 1 The _____ popped out of the bottle.
- 2 Our baby has learnt to _____.
- 3 My cat has sharp _____.



Extension

What am I?

The words in the box will help you.

stork port torch astronaut
prawn shawl dawn author

- 1 I help you when it's dark.
- 2 I live in the sea.
- 3 I'm a bird.
- 4 I keep baby warm.
- 5 I come in the early morning.
- 6 I am where ships arrive.
- 7 I write stories.
- 8 I fly in space.



air
ear
are



Key Words

air
fair
hair
pair
chair
stairs

bear
pear
wear

care
dare
share
scare

Focus

A Match a key word to each of these picture clues.
Write the words in your book.



1 f _____



2 h _____



3 b _____



4 p _____



5 ch _____



6 st _____

B Write a sentence using the words **bear** and **chair**.



Extra

A Sort the words in the picture into letter pattern families, like this:

air words	ear words	are words
<i>chair</i>	<i>bear</i>	<i>care</i>

B Add one more word to each family yourself.

Extension

How many words can you make?
Dip into each box, like this:

h + air = hair

<p style="text-align: center;">h</p> <p style="text-align: center;">f</p> <p style="text-align: center;">p</p> <p style="text-align: center;">b</p> <p style="text-align: center;">c</p> <p style="text-align: center;">d</p>	+	<p style="text-align: center;">air</p> <p style="text-align: center;">ear</p> <p style="text-align: center;">are</p>
-------------------------------------------------------------------------------------------------------------------------------------------------------------------------------------------------------------------------------	---	----------------------------------------------------------------------------------------------------------------------



Key Words

book
cook
hook
look

crook
shook

foot
soot

good
hood
wood
stood



Focus

A Match a key word to each of these picture clues. Write the words in your book.



1 f _____

2 w _____

3 h _____




4 l _____

5 h _____

6 c _____

B Write a sentence using the words **book** and **good**.



Extra

A Sort the words in the picture into families, like this:

ook words	ood words
hook	hood


B Add one more word to each family yourself.

Extension

How many words can you make?
Dip into each box, like this:

$h + ook = hook$

h fl cr sh b w br d	+	ood ook oor
------------------------------------------	---	-------------------



Tricky Words

put push pull full

days of the week

Key Words

Monday
Tuesday
Wednesday
Thursday
Friday
Saturday
Sunday

Solomon Grundy,
Born on a **Monday**,
Named on **Tuesday**,
Married on **Wednesday**,
Took ill on **Thursday**,
Grew worse on **Friday**,
Died on **Saturday**,
Buried on **Sunday**,
That was the end of
Solomon Grundy.

Focus

Write the words in your book.



1 M _____ 2 T _____ 3 W _____

4 When did he first get ill? T _____

5 On which day did he get worse? F _____

6 When did poor Solomon die? S _____

Extra

Sunday, Monday, Tuesday too,
Wednesday, Thursday just for you,
Friday, Saturday that's the end,
Now let's say those days again!



Our days are named after things or people.
Copy these sentences and fill the gaps.

- 1 The day named after the sun is _____.
- 2 The moon gives its name to _____.
- 3 The day that used to be called Saturn's Day is _____.
- 4 The day named after Thor, the Norse god of thunder, is _____.
- 5 The day named after Freya, the Norse goddess of love, is _____.

Extension

The names of our months have come from the Romans.


January February March April May June
July August September October November December

Which month am I?

Write the answers in your book.

- 1 I am named after **Janus**, the Roman god of beginnings.
- 2 I am named after **Mars**, the Roman god of war.
- 3 My name is in honour of **Juno**.
- 4 I am the month in which **Julius Caesar** was born.
- 5 My name came when **Augustus Caesar** wanted his own month.
- 6 I used to be the tenth (**decem** in Roman) month.

compound
words
syllables



- 1 **Sunflowers** should be planted **outside** in good soil.
- 2 Make sure you find a spot with lots of **sunshine**. **Sunflowers** need **sunlight** to grow.
- 3 **Everyone** will say your **sunflowers** are tall.

Key Words

football
netball

bedroom
playroom
playground

toothbrush
toothache
toothpaste

outside
inside

airport
farmyard

Focus

Use the picture clues to complete the key words below.
Write the words in your book.



1 foot _____



2 farm _____



3 air _____



4 bed _____



5 play _____



6 play _____



7 tooth _____



8 tooth _____



9 tooth _____

Extra



When two words are put together to make a bigger word it is called a **compound word**.

net + ball = netball

Don't change the spelling of the smaller words when making a compound word.

Use two words from the box to make a compound word to match each picture.

man class berry ball black police bed snow room



Extension

Words have beats, as music has beats.

Say these words out loud.

Listen carefully for the beats in each word.

Each beat is called a **syllable**.

cake

(1 beat = 1 syllable)

birthday = birth / day

(2 beats = 2 syllables)

lemonade = lem / on / ade

(3 beats = 3 syllables)

Write these words in your book.

Put a line between the syllables.

1 bedroom 2 inside 3 happy 4 helpful

5 haircut 6 pocket 7 rabbit 8 sunset

How many syllables can you find in these words?

9 impossible

10 sunflower

wh
ph



elephant



dolphin



whale

Focus

Match a key word to each of these picture clues.
Write the words in your book.



1 w _____



2 w _____



3 w _____



4 p _____



5 p _____



6 e _____



7 d _____



8 a _____



9 p _____

Key Words

when
where
which
while
what

wheel
whisk
white

phone
photo
pheasant

alphabet
elephant
dolphin

Extra

photo

whale

pheasant

wheel

alphabet

Match a word from the box to each clue.

- 1 a colourful bird
- 2 all the letters in order
- 3 there are two on a bicycle
- 4 a picture taken by a camera
- 5 the biggest creature on Earth



Extension

Make as many compound words as you can using these words. The first one is done to help you.

no + where = nowhere

no	+	where
every		one
any		thing
some		



It is usual **not** to make a compound word of **no one**.

Tricky Words

some come one
once love

un
beginnings



Key Words

- undo
- untidy
- unlock
- unfair
- unlucky
- unpack
- undress
- unzip
- unload
- unhappy

Focus

A Match a key word to each of these picture clues. Write the words in your book.



1 _____

2 _____

3 _____



4 _____

5 _____

6 _____

B Write two more words that begin with un.

Extra

- A** Find a smaller word in each of the words in the box.
Write them in your book.

unable uncover unfit untie unusual

- B** Write a word from the box to match each of these pictures.



1 _____



2 _____



3 _____

Extension

When we add **un** at the beginning of a word, the new word has the opposite meaning.

happy **un**happy

- A** Add **un** to these words to make the opposites.
1 fold 2 seen 3 even 4 sure 5 likely

- B** Write a sentence using one of the words you have made.

alphabet

a b c d e f g h i
j k l m n o p q r
s t u v w x y z

Key Words

letters
words

order
first
last
after
next

alphabet

Focus

There are 26 letters in the alphabet.
Five of the letters are called vowels.
The others are consonants.

A Write the missing letter in your book.

1 a b _ 2 e f _ 3 x y _

4 _ p q 5 _ m n 6 _ s t

7 l _ n 8 h _ j 9 u _ w

B Write the answers in your book.

1 Which comes first, **f** or **k**?

2 Is **u** nearer to **b** or **m**?

3 Which is the first vowel letter?

4 Which is the last vowel letter?

5 Which consonants come between the first two vowel letters?

Extra

Write each of these groups of letters in alphabetical order.

Use the alphabet to help you.

1 c a b

2 s r t

3 l n o m

4 x w y z

5 G H F

6 M J D S

7 p f a q d

8 p o n m l k



Alphabetical order means letters are put in the order of the letters of the alphabet.

Extension

Write these groups of words in alphabetical order.

1 bee cat ant

ant bee cat

2 baby apple dog cow


3 house lion fire

4 jelly party games cake

5 zoo park animals ticket



Remember, look at the **first** letter of each word.



Check-up 2

Focus

Write a word to match the picture.



1 w _____



2 p _____



3 d _____



4 c _____



5 f _____



6 n _____



7 c _____



8 b _____



9 b _____



10 b _____



11 b _____



12 b _____



13 h _____



14 h _____



15 e _____



16 w _____

Extension

Write a word that rhymes with:

1 give

2 glove

3 come

Write the day of the week beginning with:

4 M _____

5 F _____

6 W _____



Nelson Spelling

The essential course for success in spelling

Nelson Spelling provides a whole-school programme for the teaching of spelling. Focused units cover all the essential spelling patterns and rules, with plenty of practice, repetition and assessment built in. The course is designed to be simple to use, with three levels of differentiation as well as placement tests and formative assessment materials to help ensure that all children are on track.

The course provides:

- Differentiated materials for plenty of practice, extension and reinforcement
- A clear progression and full curriculum coverage

Pupil Book 1B

OXFORD
UNIVERSITY PRESS

How to get in touch:

web www.oxfordprimary.co.uk
email primary.enquiries@oup.com
tel. +44 (0) 1536 452610
fax +44 (0) 1865 313472

ISBN 978-1-4085-2403-9



9 781408 524039