



Nelson
Spelling

Pupil Book 4



OXFORD



Nelson
Spelling

Pupil Book 4



OXFORD
UNIVERSITY PRESS

Book 4 Scope and Sequence

Unit	Pupil Book Focus	Pupil Book Extra	Pupil Book Extension	Resource Book Focus	Resource Book Extension
1	ea finding rhyming words	wordsearch quiz	making target word webs; homophones	letter patterns; picture matching	target word quiz; writing sentences
2	ask ast ass checking word patterns; target word quiz	making <i>s, es</i> plurals	adding suffixes	letter patterns; identifying rhyming words	using <i>s/es</i> plurals; alphabetical ordering
3	ur ure finding target words	identifying 'double' sounds	wordsearch quiz; letter patterns; writing sentences	letter patterns; word building	word building; wordsearch
4	double consonants finding target words	matching words to definitions	making a double consonant alphabet	word sorting; word building	identifying correct spellings
5	silent letters o, h and c target word quiz	alphabetical ordering	identifying <i>cess</i> words	word sorting; identifying silent letters	using a dictionary to correct silent letter words; sentence writing
6	dis mis in im il ir un finding target words	target word quiz	identifying prefix rules	matching words to definitions; using prefixes	using and sorting prefixes; sentence writing
7	de re pre non adding target prefixes	wordsearch quiz; matching definitions	finding dictionary definitions	letter patterns; adding prefixes; sentence writing	writing definitions
8	ly ending wordsearch quiz; writing sentences	applying <i>ly</i> suffix	identifying <i>ly</i> suffix rules	identifying <i>ill/ly/cally</i> words; cloze activity	finding root words; cloze activity
9	sure ture cloze activity	matching related words	using <i>ure</i> words	letter patterns; word building	solving clues; completing a wordsearch
10	ous ious eous cloze activity	identifying <i>ious/eous</i>	adding <i>ous/ious</i> to target words	<i>ous/ious</i> letter patterns; writing sentences	dropping final <i>e</i> ; sorting adjectives
11	tion ation finding target words	identifying <i>tion</i> families	making abstract nouns	picture matching; writing sentences	identifying verbs; completing verb/noun table
12	sion ssion cian wordsearch quiz	matching words to definitions	identifying rules for target suffixes	word building; completing a wordsearch	word building; completing verb/noun table
13	auto circ anti finding target words	finding definitions	understanding phrases with target prefixes	letter patterns; word building	using a dictionary to write phrases and sentences
14	trans tele bi sub super finding target words	identifying meanings of target prefixes	introducing more prefixes	letter patterns; using prefixes in sentences	using a dictionary to complete prefix table

The darker cells introduce statutory material for this year group in the National Curriculum for England. The paler cells denote revision of a topic covered in previous years.

Unit	Pupil Book Focus	Pupil Book Extra	Pupil Book Extension	Resource Book Focus	Resource Book Extension
15	ship hood adding target suffixes	understanding word roots	using multiple suffixes	picture matching; writing sentences	using the <i>ic</i> suffix; writing sentences
16	words from French <i>ch que gue</i> building target words	matching definitions	writing definitions	picture matching; writing sentences	matching words to definitions; writing definitions and sentences
17	igh finding target words	building word families	dictionary practice	identifying spelling patterns; cloze activity	word sorting; writing sentences
18	a al ad af correctly using <i>al</i> prefix	understanding target prefix meanings	applying prefixes in written language	dictionary work; writing sentences	word sorting; story writing
19	f ff fe ves writing plural forms	writing plurals for <i>ffe</i> words	adding suffixes	writing <i>ves</i> plurals	identifying spelling rules
20	en on building target words	completing key words	identifying nouns and adjectives	word building; writing sentences	cloze activity; using a dictionary to write definitions
21	using apostrophes identifying plural possessives	making simple plural possessive	understanding irregular plural possessives	identifying and writing the possessive apostrophe	using the plural possessive
22	homophones finding homophones	identifying double and triple homophones	using homophones in sentences	picture matching; writing sentences	identifying correct homophones; using a dictionary to write sentences
23	syllables identifying word beats	dividing words by syllables	identifying syllables and double consonants	identifying syllables; dividing words into syllables	identifying syllables; joining syllables
24	ive finding target words	finding <i>ivelion</i> family words	using <i>ive</i> words; writing definitions	word building; sentence writing	using suffixes
25	able ible cloze activity	identifying <i>able/ible</i> rules	using <i>able/ible</i> following <i>e</i>	letter patterns; word building	using <i>ably/ibly</i> ; writing sentences
26	unstressed vowels wordsearch quiz	identifying unstressed vowels	understanding unstressed vowels and syllables	finding unstressed vowels; writing sentences	identifying unstressed letters and syllables
27	word roots finding word roots	word building	identifying Latin and Greek roots	adding suffixes to build words	making a word web; completing prefix/suffix chart
28	dictionary work alphabet quiz	alphabetical ordering	writing definitions using a dictionary	alphabetical ordering	using guide words

Ready, steady, go!



Key Words

dead
head
read
bread
thread
spread

health
wealth
feather
leather
weather
ready
steady
healthy
wealthy

Focus

- A** Look at the pictures.
Write the rhyming key words they give clues to.
The first one is done to help you.

1 **weather** rhymes with *feather*



2 **tread** rhymes with



3 **spread** rhymes with



4 **steady** rhymes with



5 **healthy** rhymes with



6 **dead** rhymes with



- B** Write five other **ea** words that sound like the **e** in **bed**.

- C** Write the key word that can be said in more than one way.

Extra

Find and copy the **ea** words hidden in this puzzle into your book.

b	g	p	m	h	e	a	d	j
d	p	l	e	a	s	u	r	e
t	r	e	a	s	u	r	e	a
h	b	a	s	i	c	k	a	l
r	r	s	u	a	l	e	d	o
e	e	a	r	n	f	j	y	u
a	a	n	e	d	e	a	d	s
d	d	t	r	e	a	d	h	m



8 = good,
12 = excellent,
15 = genius!

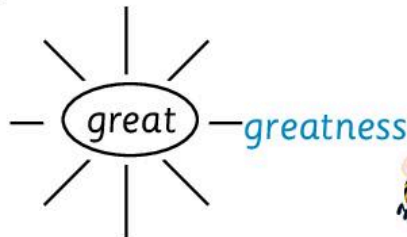
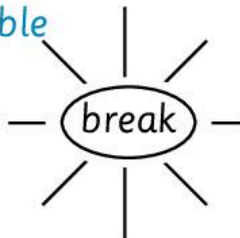
Extension

Sometimes **ea** can make the sound of **a** as in **make**, like this:

break great steak

- A** Copy and complete these word webs, adding prefixes, suffixes or both, to see how many family words you can find.

breakable



greatness



Remember, **homophones** have a similar sound but different spelling and meaning.

- B** Copy the three **ea** words from the information box. Next to each one write a homophone. Write a fun sentence for each pair of homophones.

ask
ast
ass



We made a **vast** number of **masks** in **class**!

Focus

Key Words

ask
mask
flask

cast
fast
last
past
vast
blast
disaster

pass
class
glass
grass

- A** Copy these groups of words.
Underline the one with the different
spelling pattern.

1 ask mask past flask task

2 last fast class vast disaster

3 pass class grass glass mask

- B** Who am I?
The key words will help you. Write the answers
in your book.

1 I'm used in windows.

2 I fit over your face.

3 I'm a large group of children in school.

4 I'm the opposite of first.

5 I'm huge!

6 I'm what players do with a ball in games.

7 I'm the opposite of slow.

8 I grow on football pitches.

Extra

Remember, if we need to make a noun plural, we usually just add **s**, like this:

mask masks blast blasts

But if the word already ends in **s** or **ss**, we add **es**, like this:

bus buses pass passes



Plural
means
more
than one.

A Copy these words into your book and then write each word again adding **s** or **es**.

1 flask 2 class 3 last 4 mast

5 glass 6 blast 7 ask 8 brass



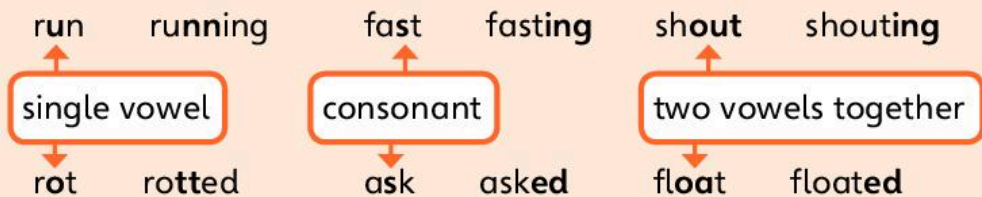
B Write a sentence explaining why you think we add **es** and not just **s** to words that end in **s** or **ss**.

Extension

Remember, when you add **ing** or **ed** to a short word, look at the letter before the last letter.

If it is a **consonant**, just add **ing**.

If it is a **single vowel**, double the last letter and add **ing** or **ed**.



For words ending in **w**, **x** or **y**, don't double the last letter.

play playing played

Add **ing** and **ed** to each of these verbs.

1 last 2 pass 3 hop 4 skip

5 blast 6 stoop 7 ask 8 nod

9 shave 10 master 11 screw 12 glue



To add **ing** or **ed** to a word that ends with **e**, we remove the **e** first.

ur
ure

Blow, blow, blow the bubble mixture.
Blow till the bubble **bursts!**



Key Words

burn
turn

curl
hurt

nurse
purse
curve
burst

measure
treasure
picture
adventure

Focus

- A** How many key words can you find in the picture above?
Write the words in your book.
- B** Write some sentences about the picture, using as many key words as you can.

Extra

Sometimes there can be two **ur** sounds in a word, but made by different letter patterns.

burner adventurer

- A** Copy the words in the box, underlining the two **ur** sounds in each one.


curler purser lecturer treasurer
dirtier measurer firmer surgery

- B** Write a fun sentence that includes at least four of these words.

Extension

- A** Hidden in the puzzle box are eleven different **ur** words. Copy them into your book.

v	s	e	m	b	u	r	n
f	u	r	e	y	p	x	g
t	r	e	a	s	u	r	e
u	f	t	s	u	r	h	h
r	n	n	u	r	s	e	u
n	r	s	r	e	e	l	r
o	x	p	e	c	u	r	l



Think whether you need to drop the final **e** before adding **ing**.

- B** Add **ing** to four of the words and write sentences using your new words.

double consonants

I had a **litt**le kitten
last **summ**er.
The kitten was as
little as my hand.
But the kitten isn't
little any longer.
I just don't
understand!



Focus

- A** Write a key word to match each picture.
Underline the vowel letter (**a, e, i, o, u**)
before the double letters.



1 _____

2 _____



3 _____

4 _____



5 _____

6 _____

- B** Read the words. Write what you notice about
the sound the vowel letter before the double
letters makes.

Key Words

happy
rabbit

tennis
messy

silly
kitten

potter
coffee

summer
puppy

Extra

- A** Copy these pairs of words into your book.
Write what you notice about the sound the vowel letter before the double letters makes.

hopping comma supper dinner written tapping
hoping coma super diner writing taping

- B** Find a word that has double consonant letters to match each clue.

- 1 a common fruit beginning with **a**
- 2 a young dog
- 3 found on a bed
- 4 goes together with salt
- 5 a young cat
- 6 used for boiling water
- 7 collected from flowers by bees
- 8 an animal with long ears



Extension

Make a double consonant letter alphabet, like this:

grabbbed success cc pudding

There are seven consonant letters that we never double.
Can you decide which ones these are?



silent letters o, h and c

Key Words

young
double
trouble
country

chemist
character
chorus
choir
scheme

scene
scenic
scenery
science
scientific
discipline
fascinate
crescent

chemist

science



trouble!

Focus

Who am I?

Answer the questions using a key word.

- 1 I'm the opposite of old.
- 2 You will need a passport to enter this.
- 3 I work with chemicals.
- 4 We make a lovely sound with our voices.
- 5 I am behind the actors on a stage.
- 6 I'm one of the actors in a play.
- 7 I'm a school subject.
- 8 I'm the lines between each verse in a song.
- 10 I'm twice the amount of something.



Extra

Remember, if we are sorting words into alphabetical order and they begin with the same letter, we need to use the second or third letter in each word.

pack petticoat pipe pottery puppy
a b c d e f g h i j k l m n o p q r s t u v w x y z

character chemist choir
a b c d e f g h i j k l m n o p q r s t u v w x y z

A Write these words in alphabetical order.
You will need to look at the second letters.

- 1 discipline deep dungeon
- 2 fascination feud fumble
- 3 trouble tumble thumb

B Write these words in alphabetical order.
You will need to look at the third letters.

- 1 scheme scenery science
- 2 chemistry characteristic choral
- 3 scenic scamper scrape



Sometimes we might even need to look at the fourth letters!

Extension

Abscess and **necessary** are two difficult words to spell until you remember that they each have a **cess** pit in them! (A **cess** pit is where sewage is pumped if there is no mains drainage!)

excessive recess procession
unnecessary concession successful

Copy the words, then put each of them in a sentence to show what it means.

Use a dictionary to help you.

dis mis
in im il
ir un



Key Words

dislike
disobey
disagree

mislead
misbehave
misspell

inactive
incorrect
invisible

illegal
illegible

impossible
imperfect

irregular
irresponsible

unkind
unbelievable

Focus

A Match a key word to each of these pictures.
Write the words in your book.



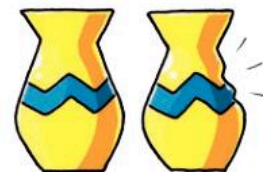
1 _____



2 _____



3 _____



4 _____

B Write a sentence that includes two of these words.

Extra

A Write the key word answers to these puzzles in your book.

- | | |
|-----------------------------|----------|
| 1 can't be seen | in_____ |
| 2 can't be done | im_____ |
| 3 spelt incorrectly | mis_____ |
| 4 cruel | un_____ |
| 5 not doing what you should | dis_____ |
| 6 against the law | il_____ |
| 7 acts in a silly way | ir_____ |

B Use a dictionary to find the meanings of these words:

- 1 illegible 2 irretrievable 3 disinterested 4 immoral

Extension


When we add a prefix, just add it! Don't worry if it doubles some of the letters.

For example: **un** + necessary = **unnecessary**


Don't be tempted to leave out an **n**.

Copy all the words that have double letters as a result of adding these prefixes into your book.

- 1 un +
necessary intentional named natural nerve
- 2 im +
possible mature modest movable measurable
- 3 dis +
satisfy similar obey service trust appear
- 4 ir +
regular responsible resistible recognisable



de re
pre
non



Key Words

deform
defraud
defrost
derail
destroy

review
reform
rearrange
reorganise
repair
reply

prearrange
preparation
preoccupied
prediction

nonsense
non-effective
non-essential

Focus

A Copy and finish these words sums.
The first one has been done to help you.

- 1 de + compose = *decompose*
- 2 de + fraud =
- 3 re + arrange =
- 4 re + pair =
- 5 pre + determine =
- 6 pre + occupied =
- 7 non + sense =
- 8 non + stick =



B Write a sentence explaining what sometimes happens when you add the **non** prefix.

Extra

- A** There are eleven **de**, **re**, **pre** and **non** words hidden in the puzzle box.
Copy them into your book.

p	r	e	j	u	d	g	e	r
r	r	e	d	o	e	w	r	e
e	p	r	e	s	u	m	e	p
p	u	e	c	q	r	w	v	l
a	n	p	o	g	e	r	i	y
i	d	l	d	e	f	u	s	e
d	o	a	e	j	i	k	i	t
p	a	y	w	v	x	x	t	h
c	n	o	n	s	e	n	s	e

- B** Match one of the words you have found to each of these definitions.

- 1 to make safe
- 2 to decide before knowing all the facts
- 3 to have paid before receiving the goods
- 4 not sensible

Extension

Use a dictionary to help you write a definition for each of these words.

- | | | |
|-----------------|---------------|---------------|
| 1 non-essential | 2 preconceive | 3 repossess |
| 4 decompose | 5 desperation | 6 preoccupied |
| 7 nonsense | 8 reform | 9 reorganise |



ly ending

The policeman was **friendly**, but spoke **seriously** and **quietly**.
Luckily I wasn't **badly** hurt.
 I must ride my bike **more carefully** and **sensibly**.



Focus

Key Words

kindly
slowly
friendly

weekly
monthly

actually
usually
finally

daily
angrily
merrily

gently
simply

basically
comically
dramatically

duly
truly
wholly

- A** How many **ly** words can you find in the puzzle box?
 Write them in your book.

d	a	i	l	y	s	m	f
u	m	a	d	l	y	e	r
l	x	t	r	s	u	r	i
y	e	a	r	l	y	r	e
l	j	z	x	o	n	i	n
q	r	o	p	w	f	l	d
g	l	a	d	l	y	y	l
t	r	u	l	y	m	b	y

- B** Write sentences using at least two of these words.





If the root word ends with **l** we still add **ly**.

Extra

Remember, the **ly** suffix starts with a consonant letter so it is simply added straight on to most root words, like this:

like **likely** mad **madly** original **originally**

When adding **ly** to words that end with **y**, we change the **y** to **i** before adding **ly**, like this:

happy **happily**

Add **ly** to each of these words.

- | | | | |
|------------|--------------|-----------|------------|
| 1 cross | 2 violent | 3 clever | 4 personal |
| 5 merry | 6 careful | 7 annual | 8 pretty |
| 9 original | 10 beautiful | 11 urgent | 12 silent |

Extension

When adding the **ly** suffix, there are some exceptions to the rules we have practised.

Exception 1: If the root word ends with **le**, the **le** is changed to **ly**, like this:

gentle **gently**

Exception 2: If the root word ends with **ic**, then **ally** is added rather than just **ly**, like this:

critic **critically**


Exception 3: The words **duly**, **truly** and **wholly** just need to be learnt!

Add **ly** to each of these words.

- | | | |
|----------|------------|-------------|
| 1 simple | 2 basic | 3 sorrowful |
| 4 humble | 5 frantic | 6 tragic |
| 7 due | 8 dramatic | 9 noble |



Be careful to remember the exceptions!



sure ture

It's the **nature** of the
bumble-bee
To seek its golden
treasure
Of nectar, as it's
commonly known,
The bee's great
source of **pleasure**.



Focus

- A** Copy these sentences. Use a word from the box to fill each gap.

creature picture capture nature

"Look at that little _____," said Bob.

"It's a spider," said his teacher. "Will you draw a _____ of it?"

"It's spinning a web to help it _____ a fly," replied Bob.

"Isn't it marvellous how _____ works?" observed Mr Chaudhri.

"Yes, as long as you're not a fly!" thought Bob.

- B** Write a sentence that includes two of the words in the box.



Key Words

measure
treasure
pleasure
leisure
exposure
enclosure


nature
future
picture
puncture
texture
mixture

sculpture
fracture
adventure

Extra

- A** Match each of the **ure** words in the list with the root word from which it has been made. Copy the two lists of words into your book and draw lines to join the related words. The first one is done to help you.

enclose	failure
fail	pleasure
depart	enclosure
moist	pressure
furnish	departure
press	furniture
please	moisture



- B** Write three sentences using at least three of the **ure** words.

Extension

- A** Look at the words in the box.

futuristic	featuring	endurance	security
lecturer	cultural	pressurised	insurance
agricultural	natural	picturesque	moist

Each word has a related word with a **ure** ending. Copy the words into your book and write the related **ure** word next to each one. The first is done to help you.

futuristic future

- B** Write a definition for four of the **ure** words. Use a dictionary to help you if necessary.



ous
ious
eous

Key Words

dangerous

enormous

famous

marvellous

jealous

nervous

anxious

curious

furious

previous

suspicious

victorious

delicious

hideous

courteous



“**Curiouser** and **curiouser!**” cried Alice.

Alice in Wonderland
Lewis Carroll



Focus

Copy these sentences into your book. Fill the gaps with key words from the list.

- 1 I really would like to be a f_____ racing driver.
- 2 It might be d_____, but it would be exciting.
- 3 My family would be n_____ as they watched me.
- 4 They would be proud if I was the v_____ driver and won the World Championship.



Extra

There are sometimes tricky letters in **ous** words.
If there is an 'i' sound (as in bit) it is usually spelt as 'i',
like this:

serious furious

A Copy each of these words in your book and next to each write its 'root' word.
The first one is done to help you. What do you notice?

- 1 glorious *glory* 2 various
3 furious 4 victorious
5 ambitious 6 anxious

B Copy each of these words in your book. What do you notice?

- 1 hideous 2 gorgeous 3 outrageous 4 courageous

Extension

When adding the suffix **ous** or **ious** to words ending with **our**, first drop the **u**, like this:

vapour~~u~~ vapor**ous**

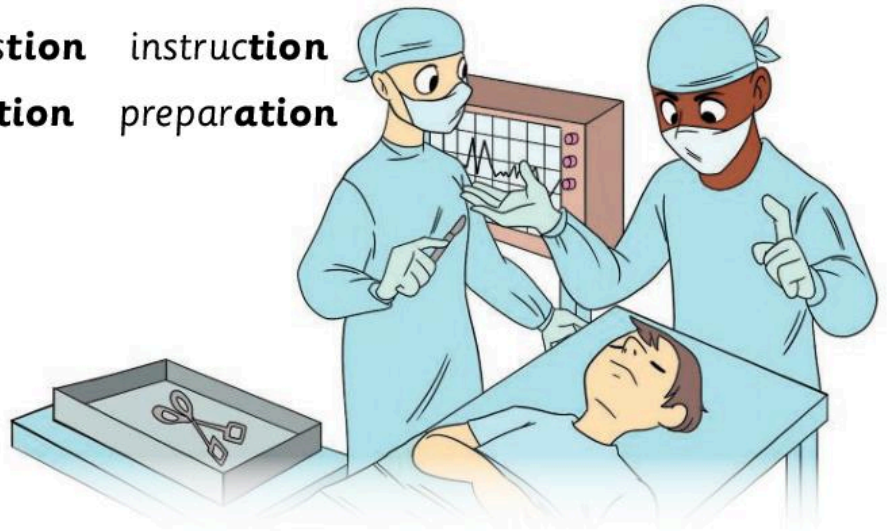
Add **ous** or **ious** to each of these words and then use each one in a sentence that shows its meaning.

- 1 victor 2 labour 3 vigour 4 glamour



tion ation

operation suction
question instruction
relation preparation



Key Words

question

action

fraction

attraction

election

section

direction

suction

destruction

instruction

station

relation

education

creation

operation

preparation

Focus

A Match a key word to each of these pictures. Write them in your book.



1 _____

2 _____


3 _____



4 _____

5 _____

6 _____



7 _____

8 _____

9 _____

B Write a sentence that includes two of the words from above.

Extra

function section connection attraction direction
suction junction election infection objection
selection destruction subtraction instruction

- A** All the words in the box end with **ction** but there are four rhyming groups. Sort them into the four groups. One group is bigger than the others.

function	section	attraction	suction
----------	---------	------------	---------

- B** Use one word from each list in a sentence.

Extension

Abstract nouns name things we cannot see, touch, hear, taste or smell. They are often made by adding **tion** or **sion** to a verb. If the verb ends with **ate**, the abstract noun will end with **ation**.

educate education

The 'shun' sound at the end of a word is nearly always spelt **tion**. Never spell it with **sh** except in **fashion** and **cushion**.

- A** Use a dictionary to help you make the abstract noun to go with each of these verbs.

1 celebrate	2 operate	3 create
4 calculate	5 situate	6 evaporate
7 inspire	8 express	9 discuss
10 prepare	11 circulate	12 observe



Notice that the final **e** is dropped before **tion** is added.

- B** Write the verbs related to these abstract nouns.

1 imitation	2 opposition	3 direction
4 action	5 frustration	6 cultivation



A dictionary might help.

sion
ssion
cian



A politician in a discussion on television

Key Words

- vision
- television
- revision
- division
- tension
- pension
- expansion
- extension
- expression
- discussion
- confession
- permission
- admission
- musician
- electrician
- politician
- mathematician

Focus



A Lots of **sion**, **ssion** and **cian** words are hidden in the puzzle box.

How did you do?
6 = good
8 or more = brilliant!

Write them in your book.

m	u	s	i	c	i	a	n	c	v
p	x	t	t	e	n	s	i	o	n
g	e	x	t	e	n	s	i	o	n
i	e	v	i	s	i	o	n	h	j
c	o	n	f	e	s	s	i	o	n
x	d	i	v	i	s	i	o	n	j
k	v	i	s	i	o	n	h	j	k
n	f	g	p	e	n	s	i	o	n
p	o	l	i	t	i	c	i	a	n
t	e	l	e	v	i	s	i	o	n
e	x	p	r	e	s	s	i	o	n

B Write three sentences. In each sentence include at least one of the words you have found.

Extra

Match each word in the box with the definition below.
The first one is done for you.

passion compassion discussion concussion percussion
concession permission admission possession profession

- 1 talking something over *discussion*
- 2 pity, sympathy and mercy
- 3 a strong feeling, such as love or hate
- 4 something granted as part of a bargain
- 5 dazed feeling caused by a blow
- 6 freedom to do something
- 7 a noisy striking
- 8 having as one's own
- 9 an occupation requiring a lot of training
- 10 letting people enter



A dictionary
might help!



Extension

Most 'shun' endings to words are spelt **tion**.
sion is used if the root word ends in **d** or **se**:

expand expansion tense tension

ssion is used if the root word ends in **ss** or **mit**:

express expression permit permission

cian is used if the root word ends in **c** or **cs**:

politics politician



cian endings
are usually
used for
people's
jobs.

Add the 'shun' ending to each of these words:

- 1 comprehend 2 extend 3 admit
- 4 confess 5 permit 6 electric

auto circ anti

Key Words

autograph
automatic
automation
autopsy
autobiography
automobile

circumference
circumnavigate
circumstance
circumvent
circle
circus
circulation

antiseptic
anti-clockwise
antidote

The pop star is **autographing** her **autobiography**. Under the **circumstances** I **anticipated** a longer queue.




Focus

- A** Look at these picture clues.
Match a key word to each picture.



1 _____



2 _____



3 _____



4 _____



5 _____



6 _____

- B** Write three sentences. Each sentence must include one of the key words beginning with **auto**, **circ** or **anti** that you did not use in **A**.



Use a dictionary to help you.

Extra

A Copy these words into your book. Next to each write its definition.

1 autograph

2 automatic

3 autobiography

4 circumference

5 circulation

6 circumvent

7 antidote

8 antiseptic

9 antivirus

B From the information in **A**, write what you think each of these prefixes means.

1 auto

2 circ

3 anti



Extension

autograph book
the circumference of the object
circumvent the problem

increase the circulation
an automatic machine
circumstantial evidence

A Match a phrase from the box to each of the phrases below.

1 The distance around the outer edge.

2 To sell more copies.

3 Information that seems to show what happened.

4 A collection of interesting signatures.

5 To get around the difficulty.

6 It works by itself.

B Use two of the phrases in the box in your own sentences.

trans
tele
bi sub
super

Key Words

bicycle
bisect
bifocals
binary

telephone
television
telephone
telescope

transmit
transport
transplant

submarine
subheading
subdivide

superman
supermarket
superstar

Years ago **telegrams** were **transported** by people on **bicycles**.



Focus

A Look at these picture clues.
Match a key word to each.



1 _____



2 _____



3 _____



4 _____



5 _____



6 _____

B Write three sentences. Try to include one of each group of key words beginning with **bi**, **tele**, **super**, **sub** and **trans** that you did not use in A.

Extra

A Copy these words into your book. Next to each write its definition.

- 1 biplane 2 bilingual 3 bifocal
4 telegraph 5 telepathy 6 superstar
7 transatlantic 8 translate 9 submerge



Use a dictionary to help you.

B From the information in **A**, write what you think each of these prefixes means.

- 1 bi 2 tele 3 trans 4 super 5 sub

Extension

Remember, **prefixes** extend or change the meaning of root words, and are important in the English language.

Knowing about prefixes can help to improve your spelling.

A Here is a table of some other frequently used prefixes with their meanings.

Some prefixes have more than one meaning.

prefix	meaning	examples
con	together	convene
de	down	descend
inter	between	intervene
ob	open, clear	obvious
ob	against	object
pre	before	precaution
re	again, back	reappear
un	not	unimportant

Copy this table neatly into your book. Add some more examples.

B Compose a sentence with as many words as possible that have prefixes.

Check-up 1

Focus

What are these? The first letters will give you a clue.
Write the words in your book.



1 b _____



2 f _____



3 m _____



4 g _____



5 n _____



6 p _____



7 k _____



8 c _____



9 t _____



10 p _____



11 e _____



12 s _____



13 t _____



14 m _____



15 c _____



16 a _____



17 b _____



18 t _____



19 s _____



20 s _____

Extension

A Add **ing** to each of these verbs.

- | | | |
|---------|-------|---------|
| 1 jump | 2 run | 3 pass |
| 4 throw | 5 hop | 6 shave |

B Write the antonym (opposite) of each of these words by adding a prefix.

- | | | | |
|-------------|------------|------------|------------|
| 1 kind | 2 possible | 3 obey | 4 legal |
| 5 necessary | 6 behave | 7 visible | 8 organise |
| 9 modest | 10 regular | 11 service | 12 compose |

C Add **ly** to each of these words.

- | | | | |
|---------|----------|-----------|---------|
| 1 cross | 2 clever | 3 careful | 4 merry |
| 5 heavy | 6 gentle | 7 tragic | 8 true |

D Write the **ous** word related to each of these words.

- | | | | |
|----------|--------|------------|-----------|
| 1 danger | 2 fame | 3 fury | 4 victory |
| 5 glory | 6 vary | 7 ambition | 8 glamour |

E Write the abstract noun ending in **ion** related to each of these words.

- | | | | |
|-----------|----------|-----------|-----------|
| 1 attract | 2 elect | 3 educate | 4 operate |
| 5 expand | 6 divide | 7 confess | 8 extend |

F Write a word that starts with each of these prefixes.

- | | | | |
|------|---------|-------|-------|
| 1 bi | 2 trans | 3 non | 4 pre |
|------|---------|-------|-------|

ship hood



Key Words

membership
partnership
ownership
workmanship
championship
craftsmanship

childhood
knighthood
motherhood
fatherhood
neighbourhood
falsehood

Focus

A Look at these words.

mother	member	neighbour	child
champion	craftsman	owner	false
knight	partner	workman	father

Some of the words you can add **ship** to and some you can add **hood** to. Make two lists, one for each type.


B Write two sentences using at least one word from each list.



Extra

Copy these words into your book.
Neatly underline the suffix in one colour and the root word to which it is fixed in another colour.

- 1 neighbourhood
- 2 friendship
- 3 fellowship
- 4 parenthood
- 5 adulthood
- 6 dictatorship
- 7 apprenticeship
- 8 knighthood



Remember, a **suffix** is a group of letters added to the end of a word.

Extension

These words have other suffixes. Some have more than one suffix.
Copy the words and write the suffix or suffixes next to each one.

- 1 worthlessness less ness
- 2 carelessness
- 3 replaceable
- 4 movement
- 5 foolishness
- 6 interestingly
- 7 temptation



The first one is done to help you.

words
from
French
ch, que,
gue

Key Words

chef
chalet
machine
brochure
parachute
moustache

antique
boutique
cheque
unique
plaque

league
tongue
rogue
catalogue
colleague

chalet

chef



moustache

Focus

Many words we use in English have originally come from the French language.

Words with **ch**, which sounds like **sh**, are often from the French language.

chalet brochure

Most words ending with **que** (sounds like **k**) and **gue** (sounds like **g**) were also from French.

unique antique tongue league

A Complete each of these words.



1 ma__ine



2 anti__



3 __alet



4 __ef



5 ton__



6 bro__ure



7 che__



8 catalo__



9 musta__e

B Write a sentence using one of the words that comes from the French language.

Extra


A Match a word from the box to each of these definitions.

fatigue
colleague

picturesque
boutique

brochure
chauffeur

- 1 a person you work with
- 2 tiredness
- 3 a driver
- 4 a small, smart shop
- 5 attractive, pretty
- 6 booklet containing advertising



B Write your own short definition for each of these words.

- 1 rogue 2 antique 3 machinery 4 catalogue

Extension

Here are some more unusual **ch** words that we use in English but have come from the French language. Copy them and write a definition next to each one.

- 1 ricochet
- 2 machete
- 3 crochet
- 4 chaperone
- 5 chandelier
- 6 quiche
- 7 charade
- 8 cache
- 9 chiffon
- 10 cachet




Use a dictionary to help you.



igh

The airplane took **flight**,
in the middle of the **night**.



Key Words

high
higher
height
sighed
sighing

mighty
mightily
tighten

lightning
flight

righteous
brightly
frightening

Focus

- A** Look at these picture clues.
Write an **igh** word for each in your book.



1 _____



2 _____



3 _____



4 _____



5 _____



6 _____

- B** Copy all the key words into your book.
Carefully underline the suffix or suffixes in each
word. Put a small x next to those that don't
have a suffix.

Extra

Root words with **igh** can often have prefixes or suffixes added to them. Make a list of the words that can be made from these root words.

The first one is done to help you.

1 light lights lighting lighter lighten
 enlighten lightening lightning

2 bright

3 fright

4 high

5 might

6 right

7 sight



Extension

Use a dictionary to help you answer these questions.


Write a sentence for each answer.

- 1 What is the difference in meaning between **lightning** and **lightening**?
- 2 What does **enlighten** mean?
- 3 When would you use the word **mightier** and when would you use the word **mightiest**?
- 4 What do we mean when we say someone is **righteous**?



Don't forget the **capital letters** and **full stops**!

a al
ad af



Key Words

ablaze
afloat
asleep
aground

almost
already
always
although

adverb
adjust
advance

affect
affection
affluent

Focus

Remember, a **prefix** is a group of letters at the beginning of a word.

When we use **all** as a prefix, we always drop one **l**.

all + ways = always

A Copy the correct spelling of each word in your book.

- | | |
|--------------------------------|------------------------------------|
| 1 almost or allmost | 2 already or allready |
| 3 although or allthough | 4 allso or also |
| 5 allmighty or almighty | 6 altogether or alltogether |

B Write a sentence about the picture below that includes at least three **al** words.



Extra

Prefixes have meanings.

al	means all	always
ad and af	mean towards or tending towards	advance affection
a	means on or in	aboard

A Copy these words and write what you think it means next to each one. Use the prefix to help you.

- | | | |
|-----------|------------|--------------|
| 1 admire | 2 almighty | 3 affluent |
| 4 asleep | 5 adjoin | 6 altogether |
| 7 afflict | 8 aground | 9 affable |

B Copy the key words with each of these prefixes and then use a dictionary to help you list three other words in each group.

- | | | | |
|------|------|------|------|
| 1 ad | 2 al | 3 ad | 4 af |
|------|------|------|------|



All right is always two words!



Use a dictionary to help you with the definitions.

Extension

Write a short story about a sea adventure using as many **a**, **al**, **ad** and **af** words as you can. Try to keep your story to about 100 words. The picture will help you.



The wolves are on the cliffs.



f ff
fe ves

Key Words


calf
calves
half
halves
loaf
loaves

cliff
cliffs
puff
puffs


knife
knives
wife
wives

Focus

Write a phrase to describe each of these pictures. The first one is done to help you.



1 a basket of loaves 2 three _____ 3 two _____



4 new-born _____ 5 three sharp _____ 6 white _____

Extra

To make the **plural** of nouns ending in **f** or **fe** we usually change the **f** or **fe** to **v** before adding **es**, like this:

leaf + s = leaves wife + s = wives



For words ending in **ff**, just add **s** to make them plural.

- A** Copy this table of singulars and plurals and fill in the blanks.

singular	plurals
half	
puff	
shelf	
wife	
life	
	sniffs
	selves



- B** Use a dictionary to help you find the plural of **chief** and **belief**.
What do you notice?

Extension

When we add the suffixes **ing** and **ed** to words ending in **f** or **fe**, the same rules usually apply.

Complete each of these word sums, then use a dictionary to check your answers.

1 half + ed =

2 stuff + ing =

3 surf + ed =

4 thief + ing =

5 sniff + ing =

6 shelf + ed =

7 loaf + ing =

8 belief + ing =

9 puff + ing =

What happens when seven little kittens play with string and buttons? A mess!



Focus

A Find the missing letters and copy the words into your book.
What do you notice about all the missing letters?

Key Words

- oven
- seven
- kitten
- siren
- given
- fatten
- sudden
- button
- lesson
- person
- skeleton
- lemon
- season
- poison



1 s _ v _ n

2 s _ r _ n

3 _ v _ n



4 b _ t t _ n

5 l _ m _ n

6 s k _ l _ t _ n

B Copy these sentences into your book.
Fill each gap with a key word.

- 1 Aimee was _____ a special present.
- 2 It was a little _____ from the animal rescue centre.
- 3 "It looks thin," said Aimee. "I will feed it lots of food to _____ it up."

Extra

Write an **en** or **on** word from the Key Words list to match each definition.

- 1 one more than six _____en
- 2 fastens clothes _____on
- 3 a young cat _____en
- 4 bones of the body _____on
- 5 type of glove _____en
- 6 can harm _____on
- 7 warning noise _____en

Extension

Most words that end in **on** are nouns, like these:

button skeleton poison

en is often added to make words into adjectives or verbs, like this:

gold golden weak weaken



Remember, if a word ends in **e** drop the **e** before adding **en**.

- A** Add **en** to each word in the box. Sort them into three lists. The first ones are done to help you.

gold fat give short flat damp fall
rot woke spoke wood bit hid take

+ en double last letter + en drop final e + en
golden fatten given

- B** Write the rule for when you need to drop the final **e** before adding **en** in your book.
- C** Write the rule for when you need to double the last letter before adding **en** in your book.

using apostrophes



That's mine!
No it's not, it's
the **babies'**.

Focus

Key Words

boy
boy's
boys
boys'

baby
baby's
babies
babies'

child
child's
children
children's

If something belongs to someone we show this by putting an **apostrophe** before the **s**. This is called the **possessive apostrophe**. Possessive means *belongs to*.

Tom



football



Tom's football



A Write these phrases into your book adding the missing apostrophes.



1 Serens
toys



2 Aimees
pony



3 Alices
book



4 Stans ice
cream



5 Finns
puzzle



6 the womans
shopping

B Write phrases similar to **A** about your friends and something that belongs to them.

Extra

If something belongs to several people, we usually place the **apostrophe** after the **s**.

This is called the **plural possessive**.

boys football the boys' football



Remember,
plural
means more
than one.

Write phrases about these plural nouns using an apostrophe to describe each picture.

The first one is done to help you.



1 the boys' toys



2 _____



3 _____



4 _____

Extension

To make a noun plural we usually add **s** or **es**, sometimes changing the final letter to **i** before adding **es**.

But for some nouns, the plural is a different word, like this:

singular	plural
man	men
child	children

To make them **possessive** we put the apostrophe before the **s**.

men's children's

Copy these phrases, adding the apostrophe. Be careful! Some are singular and some are plural.

- | | |
|-----------------------------|-----------------------------------|
| 1 the mens muddy boots | 2 the mices nests |
| 3 the childrens new clothes | 4 the sheeps oily fleeces |
| 5 Petes kite | 6 the calves attentive mothers |
| 7 the clowns funny costume | 8 the butterflies amazing colours |

homophones



Can **you** see the **ewe** standing by the **yew** tree?

Key Words

ate
eight
brake
break
piece
peace
ball
bawl
medal
meddle
mail
male
heal
heel
he'll
main
mane



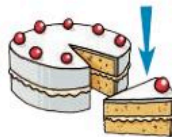
Remember, **homophones** are words that sound the same but are spelt differently and have different meanings.

Focus

- A** Look at these picture clues.
Write the correct word in your book.



1 _____



3 _____



2 _____



4 _____

- B** Write a homophone for each of these words.

1 meddle 2 mail 3 main
4 know 5 bear 6 heel

Extra

Sometimes words are not actually homophones, but they still sound very similar.

"I would **accept** that you were unwell, **except** I saw you playing football," said the teacher.



Remember, **homo** means same and **phone** means sound.

A Write these words in your book.
Next to each word write a homophone, or near homophone.

- | | | | |
|---------|---------|----------|----------|
| 1 who's | 2 buoy | 3 affect | 4 except |
| 5 plane | 6 fair | 7 great | 8 grown |
| 9 hear | 10 meet | 11 reed | 12 new |

B A few homophones come in threes.
Write two other words that sound the same as each of these.

- | | | |
|---------|---------|-------|
| 1 he'll | 2 rowed | 3 ewe |
| 4 vain | 5 sow | 6 to |



Use a dictionary if you need to.

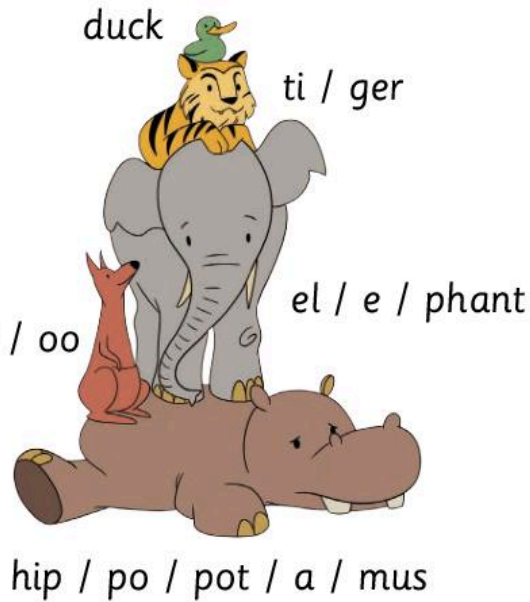
Extension

Use each of these homophones in a sentence that shows its meaning.

- | | |
|--------------|------------|
| 1 threw | through |
| 2 course | coarse |
| 3 stationary | stationery |
| 4 currant | current |



syllables



Key Words

balloon
before
birthday
children
during
garden
happy
money
animals
different
following
important
suddenly
together


Focus

Words have beats like music has beats.

Say the key words out loud. Listen carefully for the beats in each word. Each beat is called a **syllable**.

Write the key words in your book.
Put a line between the syllables.
The first one is done to help you.

1 balloon bal / loon



Extra

Syllables are the sounds that make up a word. Each syllable makes a sound of its own. All syllables contain a vowel sound.

window is pronounced **win / dow**. It has two vowel sounds and so two syllables.

The two vowel sounds are underlined.

Make a table in your book like the one below. Write each word from the box under the correct heading.

one syllable	two syllables	three syllables	four syllables
--------------	---------------	-----------------	----------------

year	usually	why	woken	those
different	unhappy	sure	walking	still
near	altogether	often	started	
disappointed	paper	uncertain	sometimes	

Extension

When words have double consonants we usually split the syllables between the double consonants, like this:

swallow swal / low

Write a rhyming two syllable word for each of these words, then mark the syllables in each word.

The first one is done to help you.

- | | | | |
|----------|-----------|-----------|----------|
| 1 middle | fid / dle | | |
| 2 rattle | 3 hollow | 4 sparrow | 5 mutton |
| 6 kitten | 7 willow | 8 muddle | 9 happy |





Massive cuts in store now.
Exclusive offers at competitive prices!

Key Words

- massive
- excessive
- aggressive
- decisive
- exclusive
- expensive
- competitive
- motive
- active
- attractive
- captive
- deceptive
- inquisitive

Focus

Match a key word to each picture.
Write the answers in your book.



1 _____



2 _____



3 _____



4 _____



5 _____



6 _____

Extra

The suffix **ive** is sometimes added to root words that can also have the **ion** suffix.

explode explosive explosion

Copy this table into your book and fill in the gaps.

+ ive	+ ion
<i>explosive</i>	<i>explosion</i>
<i>aggressive</i>	
	<i>decision</i>
	<i>exclusion</i>
	<i>competition</i>
<i>relative</i>	
	<i>action</i>
<i>attractive</i>	
	<i>deception</i>



Extension

- A** Many **ive** words are adjectives and could be used to describe a person. Make a list of all the key words that could be used in this way.
- B** Write a brief definition of each of the words you have chosen.



Use a dictionary to check your definitions.


able
ible

Key Words

able
table
stable
vegetable

reasonable
miserable
lovable

horrible
incredible
invisible
possible
responsible
sensible
terrible



Focus

Copy these sentences.

Choose a key word to fill each gap.

I was r_____ for feeding Flossy each morning.
She would always nuzzle my arm when I fed her,
she was such a l_____ old horse.

As I walked towards her s_____ I had
a h_____ feeling. The door was swinging open.
It just didn't seem p_____ that anyone could
have taken her – but she had gone. I felt t_____!

But then I spotted her – in the middle of the
v_____ plot. Dad would go mad!

Extra

There is no easy way to know when to use **able** and when to use **ible**. Many more words end in **able** than **ible** but you should always check in a dictionary if you are not sure.

This tip will also help:

If the antonym of the word has the **un** prefix it is probably an **able** word, but if the antonym starts with **in**, **il**, or **ir** it is probably an **ible** word.

un**able** unsuit**able** irresist**ible** illeg**ible**

Be careful though as this rule is not always true!

A Add **able** or **ible** to finish these words.

- | | |
|------------------|-----------------|
| 1 irrespons_____ | 2 unwork_____ |
| 3 unmend_____ | 4 incred_____ |
| 5 unlov_____ | 6 unclean_____ |
| 7 invis_____ | 8 unreason_____ |



Remember, **antonym** means opposite.

B Write three sentences, each using one of the words you have just made.



Extension

When adding a suffix **able** or **ible** to a word that ends with a single **e**, we nearly always first drop the **e**.

valu~~e~~ + able = valuable

Do these word sums.

- | | |
|---------------------|----------------------|
| 1 response + ible = | 2 value + able = |
| 3 cure + able = | 4 desire + able = |
| 5 believe + able = | 6 recognise + able = |
| 7 love + able = | 8 sense + ible = |



unstressed vowels



Key Words

family
different
generally
marvellous
generous
interesting
miserable
boundary
factory
separate
listener
easily
lottery

Focus

- A** How many words can you find hidden in the puzzle box?

x	m	a	r	v	e	l	l	o	u	s	n
d	i	c	t	i	o	n	a	r	y	t	b
i	s	e	p	a	r	a	t	e	f	a	b
f	e	a	s	i	l	y	u	y	f	t	f
f	r	g	e	n	e	r	a	l	a	i	a
e	a	n	i	m	a	l	f	d	c	o	m
r	b	o	u	n	d	a	r	y	t	n	i
e	l	i	s	t	e	n	e	r	o	a	l
n	e	l	o	t	t	e	r	y	r	r	y
t	x	e	f	n	e	p	d	j	y	y	s

- B** Put a tick next to each of the key words in your list.

Extra

Unstressed vowels are vowel letters that we either do not sound, or do not sound very distinctly, as we speak. Unstressed vowels can cause spelling problems because it is easy to forget them and leave them out.

interesting can sound like *intresting*, because the **e** is an unstressed vowel.

A Copy these words. Circle the unstressed vowels.

- 1 conference 2 library 3 offering
4 explanatory 5 temperature 6 dictionary

B Use a dictionary to help you spot the unstressed vowels that have been left out of these words. Write the words correctly.

- 1 litrature 2 secretry 3 defninitely
4 necessry 5 compny 6 frightning



Remember, the letter **y** can make a vowel sound.

Extension

If we think of the syllables, it can sometimes help us to spell words that have unstressed vowels correctly.

Remember, every syllable needs a vowel sound.


desperate **des / per / ate**

This reminds us not to spell the word *desprate*.

Copy these words into your book, saying them quietly to yourself as you do. Next to each word write its syllables. The first one is done to help you.

- 1 jewellery *jew / el / lery*
2 freedom 3 deafening 4 occasionally
5 widening 6 flattery 7 abandoned

word roots



Key Words

help
helping
helped
helper
helps
helpful
helpfully
helpless
unhelpful

graph
paragraph
autograph
photograph
geography
biography

Focus

A root word is a word to which prefixes and suffixes can be added to make other words in the same family, like this:

clean / cleans / cleaned / unclean / cleaning / cleaner

Copy these pairs of words. Underline the root word, circle any prefixes in red and circle any suffixes in blue.

- | | |
|--------------|-------------|
| 1 helping | unhelpful |
| 2 photograph | paragraph |
| 3 improve | improvement |
| 4 bicycle | tricycle |
| 5 unsure | surely |
| 6 rider | override |



Extra

Here are some useful prefixes and suffixes.

Prefixes: un dis mis de re al

Suffixes: ly ful ed ing est er
al ment ion ive ic ness ist

Build as many words as you can based on these root words.

- 1 explore 2 art 3 like
4 cover 5 quick 6 enjoy




Extension

Many root words originally came from other languages.

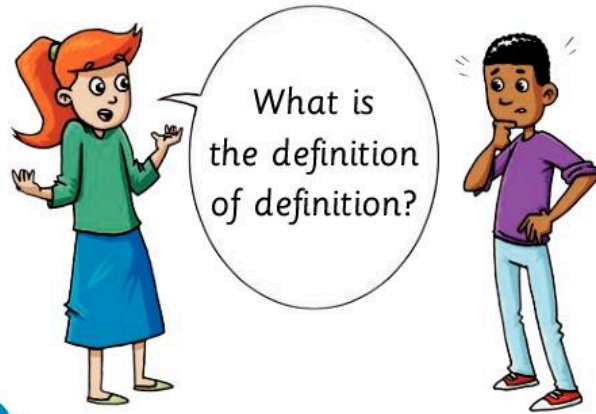
portare is Latin for *to carry*, which has given us
porter, portable and **report**

Use a dictionary to help you discover words that have started from these roots. List them in your book.

- 1 decima (Latin for a tenth)
2 mikros (Greek for small)
3 ge (Greek for earth)
4 phone (Greek for sound)
5 scribere (Latin for to write)
6 navis (Latin for ship)



dictionary work



Focus

a b c d e f g h i j k l m n o p q r s t u v w x y z

Key Words

letter
order

noun
verb
adjective

adverb
article

homophone
antonym
synonym

definition
first
last
between

alphabet
alphabetical
dictionary

Remember, five of the 26 letters in the **alphabet** are the **vowel letters**.

Every word must have at least one vowel or the letter **y**, which is sometimes called a semi-vowel.

The other letters are **consonants**.

A Look at the alphabet above. Write the answers to these questions in your book. What is:

- 1 the middle vowel letter?
- 2 the first consonant letter?
- 3 the middle consonant?
- 4 the vowel letter following **t**?
- 5 the consonant before **o**?
- 6 the letter before **r**?
- 7 the last vowel letter?
- 8 the letter which comes first, **f** or **g**?

B Write the word that follows each of these words in your dictionary.

- | | | |
|----------|------------|------------|
| 1 guard | 2 fruit | 3 peculiar |
| 4 circle | 5 business | |

Extra

Remember, if we are sorting words into alphabetical order and they begin with the same letter, we need to use the second letter in each word.

lamb lemon library loaf lunch
a b c d e f g h i j k l m n o p q r s t u v w x y z

If the second letters are the same we need to look at the third (or even fourth or fifth) letter.

shame shepherd shield shock shredding
a b c d e f g h i j k l m n o p q r s t u v w x y z

Write these words in alphabetical order. You will need to look at the third, fourth or even fifth letters in some words.



Remember, **alphabetical order** means the letters are put in the order of the alphabet.

- 1 early heart arrive question group
- 2 caught minute medicine centre material
- 3 pressure potato perhaps particular purpose
- 4 century central certain curtains curious
- 5 sentence strange separate straight surprise



Extension

- A** Write your own short definition for each of these words. The first one is done to help you.

- | | | |
|--------------|----------------|--------------|
| 1 paralysis | unable to move | |
| 2 meticulous | 3 refrain | 4 weary |
| 5 spherical | 6 complex | 7 equivalent |



Remember, a **definition** is the meaning of a word.

- B** Use a dictionary to find the definitions of the words in **A**. Copy them into your book.

Check-up 2

Focus

Write a word to match each picture.
The first letters will give you a clue.
Write the words in your book.



1 c _____



2 r _____



3 l _____




4 n _____



5 a _____



6 a _____



7 l _____



8 c _____



9 o _____




10 s _____



11 s _____



12 v _____




13 l _____



14 s _____



15 d _____



16 a _____

Extra

A Add **ship** or **hood** to each of these to make new words.

- 1 member 2 neighbour 3 workman 4 owner
5 mother 6 child 7 champion 8 partner

B Complete these words in your book by adding the missing letters.

- 1 ma__ __ine 2 mousta__ __e 3 bro__ __ure
4 __ __eep 5 __ __ef 6 __ __alet

C Root words with **igh** can often have prefixes or suffixes added to them.

Make a list of the words that can be made from these root words.

- 1 bright 2 fright 3 high 4 light

D Write two words that begin with each of these prefixes.

- 1 a 2 al 3 ad 4 af

E Write the plural form of these nouns.

- 1 calf 2 shelf 3 leaf 4 knife

F Copy these words, adding the missing apostrophes.

- 1 Toms football 2 the boys hats
3 Jesss homework 4 the childrens party

G Write a homophone for each of these words.

- 1 here 2 wait 3 new 4 fair

H Divide these words into syllables.

- 1 birthday 2 garden 3 different 4 definitely

I Write the word that has the **ive** suffix that is related to each of these words.

1 explosion 2 exclusion 3 action 4 attraction

J Add **able** or **ible** to complete each of these words.

1 irrespons_____ 2 unwork_____ 3 invis_____ 4 unreason_____

K Copy the words. Circle the unstressed vowels.

1 library 2 offering 3 temperature 4 vegetables

Extension

A Write these words in your book. Next to each word write their prefixes and suffixes.

1 disinterested 2 irreplaceable 3 uninterestingly 4 worthlessness

B Complete each of these word sums.

1 half + ed = 2 surf + ed = 3 thief + ing =
4 sniff + ing = 5 shelf + ed = 6 belief + ing =

C Add **en** to each of these words.

1 short 2 fat 3 hid 4 give

D Copy these phrases, adding the missing apostrophe.

1 the womens party shoes 2 the mices food
3 the childrens school 4 the donkeys stable

E Use each of these homophones in a sentence that shows its meaning.

1 weight wait 2 currant current

F Do these word sums.

1 response + ible = 2 cure + able = 3 sense + ible =

OXFORD

UNIVERSITY PRESS

Great Clarendon Street, Oxford, OX2 6DP, United Kingdom

Oxford University Press is a department of the University of Oxford.
It furthers the University's objective of excellence in research, scholarship,
and education by publishing worldwide. Oxford is a registered trade mark
of Oxford University Press in the UK and in certain other countries

Text © John Jackman and Hilary Frost 2015

Illustrations © Luispa Salmón and James Walmsley 2015

The moral rights of the author have been asserted

First published 2015

All rights reserved. No part of this publication may be reproduced, stored in a retrieval system, or transmitted, in any form or by any means, without the prior permission in writing of Oxford University Press, or as expressly permitted by law, by licence or under terms agreed with the appropriate reprographics rights organization. Enquiries concerning reproduction outside the scope of the above should be sent to the Rights Department, Oxford University Press, at the address above.

You must not circulate this work in any other form
and you must impose this same condition on any acquirer

British Library Cataloguing in Publication Data

Data available

ISBN: 978-1-40-852406-0

1 3 5 7 9 10 8 6 4 2

Paper used in the production of this book is a natural, recyclable product made from wood grown in sustainable forests. The manufacturing process conforms to the environmental regulations of the country of origin.

Printed in Italy by L.E.G.O S.p.A.

Acknowledgements

Cover illustration: James Walmsley

Page make-up: OKS Prepress, India



Nelson Spelling

The essential course for success in spelling

Nelson Spelling provides a whole-school programme for the teaching of spelling. Focused units cover all the essential spelling patterns and rules, with plenty of practice, repetition and assessment built in. The course is designed to be simple to use, with three levels of differentiation as well as placement tests and formative assessment materials to help ensure that all children are on track.

The course provides:

- Differentiated materials for plenty of practice, extension and reinforcement
- A clear progression and full curriculum coverage
- Support for assessing children's knowledge and understanding in preparation for national tests

Pupil Book 4

OXFORD
UNIVERSITY PRESS

How to get in touch:

web www.oxfordprimary.co.uk
email primary.enquiries@oup.com
tel. +44 (0) 1536 452610
fax +44 (0) 1865 313472

ISBN 978-1-4085-2406-0



9 781408 524060