

FREAKONOMICS

**A ROGUE ECONOMIST EXPLORES
THE HIDDEN SIDE OF EVERYTHING**

"Prepare to be dazzled."

— Malcolm Gladwell, author of *The Tipping Point* and *Blink*



STEVEN D. LEVITT
AND STEPHEN J. DUBNER

FREAKONOMICS

A Rogue Economist
Explores the Hidden
Side of Everything

Steven D. Levitt
and Stephen J. Dubner



CONTENTS

AN EXPLANATORY NOTE	vi
In which the origins of this book are clarified.	
INTRODUCTION: The Hidden Side of Everything	3
In which the book's central idea is set forth: namely, if morality represents how people would like the world to work, then economics shows how it actually does work.	
<i>Why the conventional wisdom is so often wrong.. . How "experts"—from criminologists to real-estate agents to political scientists—bend the facts. . . Why knowing what to measure, and how to measure it, is the key to understanding modern life.. . What is "freakonomics," anyway?</i>	
1. What Do Schoolteachers and Sumo Wrestlers Have in Common?	19
In which we explore the beauty of incentives, as well as their dark side—cheating.	

Contents

Who creats? Just about everyone... How cheaters cheat, and how to catch them. . . Stories from an Israeli day-care center.. . The sudden disappearance of seven million American children . . . Cheating schoolteachers in Chicago. .. Wiry cheating to lose is worse than cheating to win... Could sumo wrestling, the national sport of Japan, be corrupt?.. . Wlrat the Bagel Man saw: mankind may be mote honest than we think.

2. How Is the Ku Klux Klan Like a Group of Real-Estate Agents? 55

In which it is argued that nothing is more powerful than information, especially when its power is abused-

Going undercover in the Ku Klux Klan. .. Why experts of every kind are in the perfect position to exploit you .. . The antidote to information abuse: the Internet.. . Why a new car is suddenly worth so much less the moment it leaves the lot. . . Breaking the real-estate agent code: what "well maintained" really means.. . Is Twnt Lott more incist than the average Weakest Link contestant? .. What do online daters lie about?

3. Why Do Drug Dealers Still Live with Their Moms? 89

In which the conventional wisdom is often found to be a web of fabrication, self-interest, and convenience.

Why experts routinely make up statistics; the invention of chronic halitosis. .. How to ask a good question .. . Sudhir Venkatesh's long strange trip into the crack den .. . Lifi is a tournament... Wiry pivstitutes earn mow than awhitects . .. What a drug dealer a highr-school quarterback, and an editorial assistant have in common. .. How the invention of crack cocaine mirrored tire invention of nylon stockings .. . Was crack the worst thing to hit bbuk Americans since Jim Crow?*

4. Where Have All the Criminals Gone? n7

In which the facts of crime are sorted out from the fictions.

What Nicolae Ceau\$escu learned—tire hard way—about abortion...

Why the 1960s were a great time to be a criminal.. . Think the waring 1990s economy put a crimp on crime? Think again ... Why capital punishment doesn't deter criminals .. . Do police actually lower crime rates? . . . Prisons, prisons everywhere. .. Seeing though the New York City police "miracle"... What is a gun, really?. .. Why early crack dealers mere like Microsoft millionaires and later crack dealers were like Pets.com. .. The superpredator versus the senior citizen ... Jane Roe, crime stopper: how the legalization of abortion changed everything.

5. What Makes a Perfect Parent? 147

In which we ask, from a variety of angles, a pressing question: do parents really matter?

The conversion of parenting from an an to a science.. . Why parenting experts like to scare parents to death. .. Which is more dangerous: a gun or a swimming pool?.. . The economics of fear. . . Obsessive parents and the nature-nurture quagmire. . . Why a good school isn't as good as you might think... The black-white test gap and "acting white"... Eight things that make a child do better in school and eigft that don't.

6. Perfect Parenting, Part II; or: Would a Roshanda by Any Other Name Smell as Sweet? 179

In which we weigh the importance of a parent's first official act—naming the baby.

A boy named Winner and his brother, Loser... The blackest names and the whitest names .. . The segregation of culture: why Seinfeld never made the topfjiy among black viewers .. . If you have a really bad mime, should you just change it?... Higff-end names and low-end names (and how one becomes tije otlier) . . . Britney Spears: a symptom, not a cause... Is Aviva the next Madison?.. . Wl/at your parents tvere telling the world when they gave you your name.

Contents

EPILOGUE: TWO Paths to Harvard 205

In which the dependability of data meets the randomness of life.

Notes 209

Acknowledgments 231

Index 233

About the Author

Credits

Cover

Copyright

About the Publisher

AN EXPLANATORY NOTE

The most brilliant young economist in America—the one so deemed, at least, by a jury of his elders—brakes to a stop at a traffic light on Chicago's south side. It is a sunny day in mid-June. He drives an aging green Chevy Cavalier with a dusty dashboard and a window that doesn't quite shut, producing a dull roar at highway speeds.

But the car is quiet for now, as are the noontime streets: gas stations, boundless concrete, brick buildings with plywood windows.

An elderly homeless man approaches. It says he is homeless right on his sign, which also asks for money. He wears a torn jacket, too heavy for the warm day, and a grimy red baseball cap.

The economist doesn't lock his doors or inch the car forward. Nor does he go scrounging for spare change. He just watches, as if through one-way glass. After a while, the homeless man moves along.

"He had nice headphones," says the economist, still watching in the rearview mirror. "Well nicer than the ones I have. Otherwise, it doesn't look like he has many assets."

Steven Levitt tends to see things differently than the average person. Differently, too, than the average economist. This is either a wonderful trait or a troubling one, depending on how you feel about economists.

—The New York Times Magazine, August 3, 2003

In the summer of 2003, *The New York Times Magazine* sent Stephen J. Dubner, an author and journalist, to write a profile of Steven D. Levitt, a heralded young economist at the University of Chicago.

Dubner, who was researching a book about the psychology of money, had lately been interviewing many economists and found that they often spoke English as if it were a fourth or fifth language. Levitt, who had just won the John Bates Clark Medal (awarded every two years to the best American economist under forty), had lately been interviewed by many journalists and found that their thinking wasn't very... *robust*, as an economist might say.

But Levitt decided that Dubner wasn't a complete idiot. And Dubner found that Levitt wasn't a human slide rule. The writer was dazzled by the inventiveness of the economist's work and his knack for explaining it. Despite Levitt's elite credentials (Harvard undergrad, a PhD from MIT, a stack of awards), he approached economics in a notably unorthodox way. He seemed to look at things not so much as an academic but as a very smart and curious explorer—a documentary filmmaker, perhaps, or a forensic investigator or a bookie whose markets ranged from sports to crime to pop culture. He professed little interest in the sort of monetary issues that come to mind when most people think about economics; he practically blustered with self-effacement. "I just don't know very much about the field of economics," he told Dubner at one point, swiping the hair from his eyes. "I'm not good at math, I don't know a lot of econometrics, and I also don't know how to do theory. If you ask me about whether the stock market's going to go up or down, if you ask me whether the economy's

going to grow or shrink, if you ask me whether deflation's good or bad, if you ask me about taxes—I mean, it would be total fakery if I said I knew anything about any of those things."

What interested Levitt were the stuff and riddles of everyday life. His investigations were a feast for anyone wanting to know how the world really works. His singular attitude was evoked in Dubner's resulting article:

As Levitt sees it, economics is a science with excellent tools for gaining answers but a serious shortage of interesting questions. His particular gift is the ability to ask such questions. For instance; If drug dealers make so much money, why do they still live with their mothers? Which is more dangerous, a gun or a swimming pool? What really caused crime rates to plunge during the past decade? Do real-estate agents have their clients' best interests at heart? Why do black parents give their children names that may hurt their career prospects? Do schoolteachers cheat to meet high-stakes testing standards? Is sumo wrestling corrupt?

And how does a homeless man in tattered clothes afford \$50 headphones?

Many people—including a fair number of his peers—might not recognize Levitt's work as economics at all. But he has merely distilled the so-called dismal science to its most primal aim; explaining how people get what they want. Unlike most academics, he is unafraid of using personal observations and curiosities; he is also unafraid of anecdote and storytelling (but he is afraid of calculus). He is an inflationist. He sifts through a pile of data to find a story that no one else has found. He finds a way to measure an effect that veteran economists had declared unmeasurable. His abiding interests—though he says he has never trafficked in them himself—are cheating, corruption, and crime.

An Explanatory Note

Levitts blazing curiosity also proved attractive to thousands of *New York Times* readers. He was beset by questions and queries, riddles and requests—from General Motors and the New York Yankees and U.S. senators but also from prisoners and parents and a man who for twenty years had kept precise data on his sales of bagels. A former Tour de France champion called Levitt to ask his help in proving that the current Tour is rife with doping; the Central Intelligence Agency wanted to know how Levitt might use data to catch money launderers and terrorists.

What they were all responding to was the force of Levitts underlying belief that the modern world, despite a surfeit of obfuscation, complication, and downright deceit, is *not* impenetrable, is *not* unknowable, and—if the right questions are asked—is even more intriguing than we think. All it takes is a new way of looking.

In New York City, the publishers were telling Levitt he should write a book.

"Write a book?" he said. "I don't want to write a book." He already had a million more riddles to solve than time to solve them. Nor did he think himself much of a writer. So he said that no, he wasn't interested—"unless," he proposed, "maybe Dubner and I could do it together."

Collaboration isn't for everyone. But the two of them—henceforth known as the two of *us*—decided to talk things over to see if such a book might work. We decided it could. We hope you agree.

Levitt had an interview for the Society of Fellows, the venerable intellectual clubhouse at Harvard that pays young scholars to do their own work, for three years, with no commitments. Levitt felt he didn't stand a chance. For starters, he didn't consider himself an intellectual. He would be interviewed over dinner by the senior fellows, a collection of world-renowned philosophers, scientists, and historians. He worried he wouldn't have enough conversation to last even the first course.

Disquietingly, one of the senior fellows said to Levitt, "I'm having a hard time seeing the unifying theme of your work. Could you explain it?"

Levitt was stymied. He had no idea what his unifying theme was, or if he even had one.

Amartya Sen, the future Nobel-winning economist, jumped in and neatly summarized what he saw as Levitt's theme.

Yes, Levitt said eagerly, that's my theme.

Another fellow then offered another theme.

You're right, said Levitt, that's my theme.

And so it went, like dogs tugging at a bone, until the philosopher Robert Nozick interrupted.

"How old are you, Steve?" he asked.

"Twenty-six."

Nozick turned to the other fellows: "He's twenty-six years old. Why does he need to have a unifying theme? Maybe he's going to be one of those people who's so talented he doesn't need one. He'll take a question and he'll just answer it. and it'll be fine."

- THE NEW YORK TIMES MAGAZINE, AUGUST 3, 2003

INTRODUCTION: The Hidden Side of Everything

Anyone living in the United States in the early 1990s and paying even a whisper of attention to the nightly news or a daih' paper could be forgiven for having been scared out of his skin.

The culprit was crime. It had been rising relentlessly—a graph plotting the crime rate in any American city over recent decades looked like a ski slope in profile—and it seemed now to herald the end of the world as we knew it. Death by gunfire, intentional and otherwise, had become commonplace. So too had carjacking and crack dealing, robbery and rape. Violent crime was a gruesome, constant companion. And things were about to get even worse. Much worse. All the experts were saying so.

The cause was the so-called superpredator. For a time, he was everywhere. Glowering from the cover of newsweeklies. Swaggering his way through foot-thick government reports. He was a scrawny, big-city teenager with a cheap gun in his hand and nothing in his heart but ruthlessness. There were thousands out there just like him,

FREAKONOMICS

we were told, a generation of killers about to hurl the country into deepest chaos.

In 1995 the criminologist James Alan Fox wrote a report for the U.S. attorney general that grimly detailed the coming spike in murders by teenagers. Fox proposed optimistic and pessimistic scenarios. In the optimistic scenario, he believed, the rate of teen homicides would rise another 15 percent over the next decade; in the pessimistic scenario, it would more than double. "The next crime wave will get so bad," he said, "that it will make 1995 look like the good old da }^."

Other criminologists, political scientists, and similarly learned forecasters laid out the same horrible future, as did President Clinton. "We know we've got about six years to turn this juvenile crime thing around," Clinton said, "or our country is going to be living with chaos. And my successors will not be giving speeches about the wonderful opportunities of the global economy, they'll be trying to keep body and soul together for people on the streets of these cities." The smart money was plainly on the criminals.

And then, instead of going up and up and up, crime began to fall. And fall and fall and rail some more. The crime drop was startling in several respects. It was ubiquitous, with even' category of crime falling in every part of the county. It was persistent, with incremental decreases year after year. And it was entirely unanticipated—especially by the very experts who had been predicting the opposite.

The magnitude of the reversal was astounding. The teenage murder rate, instead of rising 100 percent or even 15 percent as James Alan Fox had warned, fell more than 50 percent within five years. By 2000 the overall murder rate in the United States had dropped to its lowest level in thirty-five years. So had the rate of just about every other sort of crime, from assault to car theft.

Even though the experts had failed to anticipate the crime drop—which was in fact well under way even as they made their horrifying

predictions—the)' now hurried to explain it. Most of their theories sounded perfect!}' logical. It was the roaring 1990s economy, they said, that helped turn back crime. It was the proliferation of gun control laws, they said, it was the sort of innovative policing strategies put into place in New York City, where murders would fall from 2,245 in 1990 to 596 in 2003-

These theories were not only logical*, the)' were also *encouraging*, for they attributed the crime drop to specific and recent human initiatives. If it was gun control and clever police strategies and better-paying jobs that quelled crime—well then, the power to stop criminals had been within our reach all along. As it would be the next time, God forbid, that crime got so bad.

These theories made their way, seemingly without question, from the experts' mouths to journalists* ears to the public's mind. In short course, they became conventional wisdom.

There was only one problem: they weren't true.

There was another factor, meanwhile, that /<</greatly contributed to the massive crime drop of the 1990s, it had taken shape more than twenty years earlier and concerned a young woman in Dallas named Norma McCorvey.

Like the proverbial butterfly that flaps its wings on one continent and eventually causes a hurricane on another, Norma McCorvey dramatically altered the course of events without intending to. All she had wanted was an abortion. She was a poor, uneducated, unskilled, alcoholic, drug-using twenty-one-year-old woman who had already given up two children for adoption and now, in 1970, found herself pregnant again. But in Texas, as in all but a few states at that time, abortion was illegal. McCorvey's cause came to be adopted by people far more powerful than she. They made her the lead plaintiff in a class-action lawsuit seeking to legalize abortion. The defendant was Henry Wade, the Dallas County district attorney. The case ultimately

FREAKONOMICS

made it to the U.S. Supreme Court, by which time McCorvey's name had been disguised as Jane Roe. On January 22, 1973, the court ruled in favor of Ms. Roe, allowing legalized abortion throughout the country. By this time, of course, it was far too late for Ms. McCorvey/Roe to have her abortion. She had given birth and put the child up for adoption. (Years later she would renounce her allegiance to legalized abortion and become a pro-life activist.)

So how did *Roe v. Wade* help trigger, a generation later, the greatest crime drop in recorded history?

As far as crime is concerned, it turns out that not all children are born equal. Not even close. Decades of studies have shown that a child born into an adverse family environment is far more likely than other children to become a criminal. And the millions of women most likely to have an abortion in the wake of *Roe v. Wade*—poor, unmarried, and teenage mothers for whom illegal abortions had been too expensive or too hard to get—were often models of adversity. They were the very women whose children, if born, would have been much more likely than average to become criminals. But because of *Roe v. Wade*, these children *weren't* being born. This powerful cause would have a drastic, distant effect: years later, just as these unborn children would have entered their criminal primes, the rate of crime began to plummet.

It wasn't gun control or a strong economy or new police strategies that finally blunted the American crime wave. It was, among other factors, the reality that the pool of potential criminals had dramatically shrunk.

Now, as the crime-drop experts (the former crime doomsayers) spun their theories to the media, how many times did they cite legalized abortion as a cause?

Zero.

It is the quintessential blend of commerce and camaraderie: you hire a real-estate agent to sell your home.

She sizes up its charms, snaps some pictures, sets the price, writes a seductive ad, shows the house aggressively, negotiates the offers, and sees the deal through to its end. Sure, it's a lot of work, but she's getting a nice cut. On the sale of a \$300,000 house, a typical 6 percent agent fee yields \$18,000. Eighteen thousand dollars, you say to yourself; that's a lot of money. But you also tell yourself that you never could have sold the house for \$300,000 on your own. The agent knew how to—what's that phrase she used?—"maximize the house's value." She got you top dollar, right?

Right?

A real-estate agent is a different breed of expert than a criminologist, but she is every bit the expert. That is, she knows her field far better than the layman on whose behalf she is acting. She is better informed about the house's value, the state of the housing market, even the buyer's frame of mind. You depend on her for this information. That, in fact, is why you hired an expert.

As the world has grown more specialized, countless such experts have made themselves similarly indispensable. Doctors, lawyers, contractors, stockbrokers, auto mechanics, mortgage brokers, financial planners: they all enjoy a gigantic informational advantage. And they use that advantage to help you, the person who hired them, get exactly what you want for the best price.

Right?

It would be lovely to think so. But experts are human, and humans respond to incentives. How any given expert treats you, therefore, will depend on how that expert's incentives are set up. Sometimes his incentives may work in your favor. For instance: a study of California auto mechanics found they often passed up a small repair bill by letting failing cars pass emissions inspections—the reason being that

FREAKONOMICS

lenient mechanics are rewarded with repeat business. But in a different case, an expert's incentives may work against you. In a medical study, it turned out that obstetricians in areas with declining birth rates are much more likely to perform cesarean-section deliveries than obstetricians in growing areas—suggesting that, when business is tough, doctors try to ring up more expensive procedures.

It is one thing to muse about experts' abusing their position and another to prove it. The best way to do so would be to measure how an expert treats you versus how he performs the same service for himself. Unfortunately a surgeon doesn't operate on himself. Nor is his medical file a matter of public record; neither is an auto mechanic's repair log for his own car.

Real-estate sales, however, *are* a matter of public record. And real-estate agents often do sell their own homes. A recent set of data covering the sale of nearly 100,000 houses in suburban Chicago shows that more than 3,000 of those houses were owned by the agents themselves.

Before plunging into the data, it helps to ask a question: what is the real-estate agent's incentive when she is selling her own home? Simple: to make the best deal possible. Presumably this is also your incentive when you are selling your home. And so your incentive and the real-estate agent's incentive would seem to be nicely aligned. Her commission, after all, is based on the sale price.

But as incentives go, commissions are tricky. First of all, a 6 percent real-estate commission is typically split between the seller's agent and the buyer's. Each agent then kicks back half of her take to the agency. Which means that only 1.5 percent of the purchase price goes directly into your agent's pocket.

So on the sale of your \$300,000 house, her personal take of the \$18,000 commission is \$4,500. Still not bad, you say. But what if the house was actual!)- worth more than \$300,000? What if, with a little

more effort and patience and a few more newspaper ads, she could have sold it for \$310,000? After the commission, that puts an additional \$9,400 in your pocket. But the agent's additional share—her personal 1.5 percent of the extra \$10,000—is a mere \$150. If you earn \$9,400 while she earns only \$150, maybe your incentives aren't aligned after all. (Especially when she's the one paying for the ads and doing all the work.) Is the agent willing to put out all that extra time, money, and energy for just \$150?

There's one way to find out: measure the difference between the sales data for houses that belong to real-estate agents themselves and the houses they sold on behalf of clients. Using the data from the sales of those 100,000 Chicago homes, and controlling for any number of variables—location, age and quality of the house, aesthetics, and so on—it turns out that a real-estate agent keeps her own home on the market an average of ten days longer and sells it for an extra 3-plus percent, or \$10,000 on a \$300,000 house. When she sells her own house, an agent holds out for the best offer; when she sells yours, she pushes you to take the first decent offer that comes along. Like a stockbroker churning commissions, she wants to make deals and make them fast. Why not? Her share of a better offer—\$150—is too puny an incentive to encourage her to do otherwise.

Of all the truisms about politics, one is held to be truer than the rest: money buys elections. Arnold Schwarzenegger, Michael Bloomberg, Jon Corzine—these are but a few recent, dramatic examples of the truism at work. (Disregard for a moment the contrary examples of Howard Dean, Steve Forbes, Michael Huffington, and especially Thomas Golisano, who over the course of three gubernatorial elections in New York spent \$93 million of his own money and won 4 percent, 8 percent, and 14 percent, respectively, of the vote.) Most

FREAKONOMICS

people would agree that money has an undue influence on elections and that far too much money is spent on political campaigns.

Indeed, election data show it is true that the candidate who spends more money in a campaign usually wins. But is money the *cause* of the victory?

It might seem logical to think so, much as it might have seemed logical that a booming 1990s economy helped reduce crime. But just because two things are correlated does not mean that one causes the other. A correlation simply means that a relationship exists between two factors—let's call them X and Y—but it tells you nothing about the direction of that relationship. It's possible that X causes Y; it's also possible that Y causes X and it may be that X and Y are both being caused by some other factor, Z.

Think about this correlation: cities with a lot of murders also tend to have a lot of police officers. Consider now the police/murder correlation in a pair of real cities. Denver and Washington, D.C., have about the same population—but Washington has nearly three times as many police as Denver, and it also has eight times the number of murders. Unless you have more information, however, it's hard to say what's causing what. Someone who didn't know better might contemplate these figures and conclude that it is all those extra police in Washington who are causing the extra murders. Such wayward thinking, which has a long history, generally provokes a wayward response. Consider the folktale of the czar who learned that the most disease-ridden province in his empire was also the province with the most doctors. His solution? He promptly ordered all the doctors shot dead.

Now, returning to the issue of campaign spending: in order to figure out the relationship between money and elections, it helps to consider the incentives at play in campaign finance. Let's say you are the kind of person who might contribute \$1,000 to a candidate. Chances are you'll give the money in one of two situations: a close race, in

which you think the money will influence the outcome; or a campaign in which one candidate is a sure winner and you would like to bask in reflected glory or receive some future in-kind consideration. The one candidate you won't contribute to is a sure loser. (Just ask any presidential hopeful who bombs in Iowa and New Hampshire.) So front-runners and incumbents raise a lot more money than long shots. And what about spending that money? Incumbents and front-runners obviously have more cash, but they only spend a lot of it when they stand a legitimate chance of losing; otherwise, why dip into a war chest that might be more useful later on, when a more formidable opponent appears?

Now picture two candidates, one intrinsically appealing and the other not so. The appealing candidate raises much more money and wins easily. But was it the money that won him the votes, or was it his appeal that won the votes *and* the money?

That's a crucial question but a very hard one to answer. Voter appeal, after all, isn't easy to quantify. How can it be measured?

It can't, really—except in one special case. The key is to measure a candidate against . . . himself That is, Candidate A today is likely to be similar to Candidate A two or four years hence. The same could be said for Candidate B. If only Candidate A ran against Candidate B in two consecutive elections but in each case spent different amounts of money. Then, with the candidates' appeal more or less constant, we could measure the money's impact.

As it turns out, the same two candidates run against each other in consecutive elections all the time—indeed, in nearly a thousand U.S. congressional races since 1972. What do the numbers have to say about such cases?

Here's the surprise: the amount of money spent by the candidates *hardly matters at all*. A winning candidate can cut his spending in half and lose only 1 percent of the vote. Meanwhile, a losing candidate

FREAKONOMICS

who doubles his spending can expect to shift the vote in his favor by only that same 1 percent. What really matters for a political candidate is *not* how much you spend; what matters is who you are. (The same could be said—and will be said, in chapter 5—about parents.) Some politicians are inherently attractive to voters and others simply aren't, and no amount of money can do much about it. (Messrs. Dean, Forbes, Huffington, and Golisano already know this, of course.)

And what about the other half of the election truism—that the amount of money spent on campaign finance is obscenely huge? In a typical election period that includes campaigns for the presidency, the Senate, and the House of Representatives, about \$1 billion is spent per year—which sounds like a lot of money, unless you care to measure it against something seemingly less important than democratic elections.

It is the same amount, for instance, that Americans spend every year on chewing gum.

This isn't a book about the cost of chewing gum versus campaign spending per se, or about disingenuous real-estate agents, or the impact of legalized abortion on crime. It will certainly address these scenarios and dozens more, from the art of parenting to the mechanics of cheating, from the inner workings of the Ku Klux Klan to racial discrimination on *The Weakest Link*. What this book *is* about is stripping a layer or two from the surface of modern life and seeing what is happening underneath. We will ask a lot of questions, some frivolous and some about life-and-death issues. The answers may often seem odd but, after the fact, also rather obvious. We will seek out these answers in the data—whether those data come in the form of schoolchildren's test scores or New York City's crime statistics or a crack dealer's financial records. (Often we will take advantage of patterns in the data that

were incidentally left behind, like an airplane's sharp contrail in a high sky.) It is well and good to opine or theorize about a subject, as humankind is wont to do, but when moral posturing is replaced by an honest assessment of the data, the result is often a new, surprising insight.

Morality, it could be argued, represents the way that people would like the world to work—whereas economics represents how it actually *does* work. Economics is above all a science of measurement. It comprises an extraordinarily powerful and flexible set of tools that can reliably assess a thicket of information to determine the effect of any one factor, or even the whole effect. That's what "the economy" is, after all: a thicket of information about jobs and real estate and banking and investment. But the tools of economics can be just as easily applied to subjects that are more—well, more *interesting*.

This book, then, has been written from a very specific worldview, based on a few fundamental ideas:

Incentives are the cornerstone of modern life. And understanding them—or, often, ferreting them out—is the key to solving just about any riddle, from violent crime to sports cheating to online dating.

The conventional wisdom is often wrong. Crime didn't keep soaring in the 1990s, money alone doesn't win elections, and—surprise—drinking eight glasses of water a day has never actually been shown to do a thing for your health. Conventional wisdom is often shoddily formed and devilishly difficult to see through, but it can be done.

Dramatic effects often have distant, even subtle, causes. The answer to a given riddle is not always right in front of you. Norma McCorvey had a far greater impact on crime than did the combined forces of gun control, a strong economy, and innovative police strategies. So did, as we shall see, a man named Oscar Danilo Blandon, aka the Johnny Appleseed of Crack.

"Experts"—from criminologists to real-estate agents—use their infor-

FREAKONOMICS

motional advantage to serve their own agenda. However, they can be beat at their own game. And in the face of the Internet, their informational advantage is shrinking every day—as evidenced by, among other things, the falling price of coffins and life-insurance premiums.

Knowing what to measure and how to measure it makes a complicated world much less so. If you learn how to look at data in the right way, you can explain riddles that otherwise might have seemed impossible. Because there is nothing like the sheer power of numbers to scrub away layers of confusion and contradiction.

So the aim of this book is to explore the hidden side of... everything. This may occasionally be a frustrating exercise. It may sometimes feel as if we are peering at the world through a straw or even staring into a funhouse mirror; but the idea is to look at many different scenarios and examine them in a way they have rarely been examined. In some regards, this is a strange concept for a book. Most books put forth a single theme, crisply expressed in a sentence or two, and then tell the entire story of that theme: the history of salt; the fragility of democracy; the use and misuse of punctuation. This book boasts no such unifying theme. We did consider, for about six minutes, writing a book that would revolve around a single theme—the theory and practice of applied microeconomics, anyone?—but opted instead for a sort of treasure-hunt approach. Yes, this approach employs the best analytical tools that economics can offer, but it also allows us to follow whatever freakish curiosities may occur to us. Thus our invented field of study: Freakonomics. The sort of stories told in this book are not often covered in Econ. 101, but that may change. Since the science of economics is primarily a set of tools, as opposed to a subject matter, then no subject, however offbeat, need be beyond its reach.

It is worth remembering that Adam Smith, the founder of classical economics, was first and foremost a philosopher. He strove to be a moralist and, in doing so, became an economist. When he published

Tfx Theory of Moral Sentiments in 1759, modern capitalism was just getting under way. Smith was entranced by the sweeping changes wrought by this new force, but it wasn't only the numbers that interested him. It was the human effect, the fact that economic forces were vastly changing the way a person thought and behaved in a given situation. What might lead one person to cheat or steal while another didn't? How would one person's seemingly innocuous choice, good or bad, affect a great number of people down the line? In Smith's era, cause and effect had begun to wildly accelerate; incentives were magnified tenfold. The gravity and shock of these changes were as overwhelming to the citizens of his time as the gravity and shock of modern life seem to us today.

Smith's true subject was the friction between individual desire and societal norms. The economic historian Robert Heilbroner, writing in *The Worldly Philosophers*, wondered how Smith was able to separate the doings of man, a creature of self-interest, from the greater moral plane in which man operated. "Smith held that the answer lay in our ability to put ourselves in the position of a third person, an impartial observer," Heilbroner wrote, "and in this way to form a notion of the objective . . . merits of a case."

Consider yourself, then, in the company of a third person—or, if you will, a pair of third people—eager to explore the objective merits of interesting cases. These explorations generally begin with the asking of a simple unasked question. Such as: what do schoolteachers and sumo wrestlers have in common?

"I'd like to put together a set of tools that let us catch terrorists." Levitt said. "I don't necessarily know yet how I'd go about it. But given the right data, I have little doubt that I could figure out the answer."

It might seem absurd for an economist to dream of catching terrorists. Just as it must have seemed absurd if you were a Chicago schoolteacher, called into an office and told that, ahem, the algorithms designed by that skinny man with thick glasses had determined that you are a cheater. And that you are being fired. Steven Levitt may not fully believe in himself, but he does believe in this: teachers and criminals and real-estate agents may lie, and politicians, and even CIA analysts. But numbers don't.

-THE NEW YORK TIMES MAGAZINE, AUGUST 3, 2003

1

What Do Schoolteachers and Sumo Wrestlers Have in Common?

Imagine for a moment that you are the manager of a day-care center. You have a clearly stated policy that children are supposed to be picked up by 4 p.m. But very often parents are late. The result: at day's end, you have some anxious children and at least one teacher who must wait around for the parents to arrive. What to do?

A pair of economists who heard of this dilemma—it turned out to be a rather common one—offered a solution: fine the tardy parents. Why, after all, should the day-care center take care of these kids for free?

The economists decided to test their solution by conducting a study of ten day-care centers in Haifa, Israel. The study lasted twenty weeks, but the fine was not introduced immediately. For the first four weeks, the economists simply kept track of the number of parents who came late; there were, on average, eight late pickups per week per day-care center. In the fifth week, the fine was enacted. It was announced that any parent arriving more than ten minutes late

FREAKONOMICS

would pay \$3 per child for each incident. The fee would be added to the parents' monthly bill, which was roughly \$380.

After the fine was enacted, the number of late pickups promptly went... up. Before long there were twenty late pickups per week, more than double the original average. The incentive had plainly backfired.

Economics is, at root, the study of incentives: how people get what they want, or need, especially when other people want or need the same thing. Economists love incentives. They love to dream them up and enact them, study them and tinker with them. The typical economist believes the world has not yet invented a problem that he cannot fix if given a free hand to design the proper incentive scheme. His solution may not always be pretty—it may involve coercion or exorbitant penalties or the violation of civil liberties—but the original problem, rest assured, will be fixed. An incentive is a bullet, a lever, a key: an often tiny object with astonishing power to change a situation.

We all learn to respond to incentives, negative and positive, from the outset of life. If you toddle over to the hot stove and touch it, you burn a finger. But if you bring home straight As from school, you get a new bike. If you are spotted picking your nose in class, you get ridiculed. But if you make the basketball team, you move up the social ladder. If you break curfew, you get grounded. But if you ace your SATs, you get to go to a good college. If you flunk out of law school, you have to go to work at your father's insurance company. But if you perform so well that a rival company comes calling, you become a vice president and no longer have to work for your father. If you become so excited about your new vice president job that you drive home at eight)' mph, you get pulled over by the police and fined \$100. But if you hit your sales projections and collect a year-end bonus, you not only aren't worried about the \$100 ticket but can also afford to buy

that Viking range you've always wanted—and on which your toddler can now burn her own finger.

An incentive is simply a means of urging people to do more of a good thing and less of a bad thing. But most incentives don't come about organically. Someone—an economist or a politician or a parent—has to invent them. Your three-year-old eats all her vegetables for a week? She wins a trip to the toy store. A big steelmaker belches too much smoke into the air? The company is fined for each cubic foot of pollutants over the legal limit. Too many Americans aren't paying their share of income tax? It was the economist Milton Friedman who helped come up with a solution to this one: automatic tax withholding from employees' paychecks.

There are three basic flavors of incentive: economic, social, and moral. Very often a single incentive scheme will include all three varieties. Think about the anti-smoking campaign of recent years. The addition of a \$3-per-pack "sin tax" is a strong economic incentive against buying cigarettes. The banning of cigarettes in restaurants and bars is a powerful social incentive. And when the U.S. government asserts that terrorists raise money by selling black-market cigarettes, that acts as a rather jarring moral incentive.

Some of the most compelling incentives yet invented have been put in place to deter crime. Considering this fact, it might be worthwhile to take a familiar question—why is there so much crime in modern society?—and stand it on its head: why isn't there a lot *more* crime?

After all, even* one of us regularly passes up opportunities to maim, steal, and defraud. The chance of going to jail—thereby losing your job, your house, and your freedom, all of which are essentially economic penalties—is certainly a strong incentive. But when it comes to crime, people also respond to moral incentives (they don't want to do something they consider wrong) and social incentives

FREAKONOMICS

(the)' don't want to be seen by others as doing something wrong). For certain types of misbehavior, social incentives are terribly powerful. In an echo of Hester Prynne's scarlet letter, many American cities now fight prostitution with a "shaming" offensive, posting pictures of convicted Johns (and prostitutes) on websites or on local-access television. Which is a more horrifying deterrent: a \$500 fine for soliciting a prostitute or the thought of your friends and family ogling you on www.HookersAndJohns.com.

So through a complicated, haphazard, and constantly readjusted web of economic, social, and moral incentives, modern society does its best to militate against crime. Some people would argue that we don't do a very good job. But taking the long view, that is clearly not true. Consider the historical trend in homicide (not including wars), which is both the most reliably measured crime and the best barometer of a society's overall crime rate. These statistics, compiled by the criminologist Manuel Eisner, track the historical homicide levels in five European regions.

HOMICIDES (per 100,000 People)

	ENGLAND	NETHERLANDS AND BELGIUM	SCANDINAVIA	GERMANY AND SWITZERLAND	ITALY
13th and 14th c.	23.0	47.0	n.a.	37.0	56.0
15th c.	n.a.	45.0	46.0	16.0	73.0
16th c.	7.0	25.0	21.0	11.0	47.0
17th c.	5.0	7.5	18.0	7.0	32.0
18th c.	1.5	5.5	1.9	7.5	10.5
19th c.	1.7	1.6	1.1	2.8	12.6
1900-1949	0.8	1.5	0.7	1.7	3.2
1950-1994	0.9	0.9	0.9	1.0	1.5

The steep decline of these numbers over the centuries suggests that, for one of the gravest human concerns—getting murdered—the incentives that we collectively cook up are working better and better.

So what was wrong with the incentive at the Israeli day-care centers?

You have probably already guessed that the \$3 fine was simply too small. For that price, a parent with one child could afford to be late every day and only pay an extra \$60 each month—just one-sixth of the base fee. As babysitting goes, that's pretty cheap. What if the fine had been set at \$100 instead of \$3? That would have likely put an end to the late pickups, though it would have also engendered plenty of ill will. (Any incentive is inherently a trade-off; the trick is to balance the extremes.)

But there was another problem with the day-care center fine. It substituted an economic incentive (the \$3 penalty) for a moral incentive (the guilt that parents were supposed to feel when they came late). For just a few dollars each day, parents could buy off their guilt. Furthermore, the small size of the fine sent a signal to the parents that late pickups weren't such a big problem. If the day-care center suffers only \$3 worth of pain for each late pickup, why bother to cut short the tennis game? Indeed, when the economists eliminated the \$3 fine in the seventeenth week of their study; the number of late-arriving parents didn't change. Now they could arrive late, pay no fine, *and* feel no guilt.

Such is the strange and powerful nature of incentives. A slight tweak can produce drastic and often unforeseen results. Thomas Jefferson noted this while reflecting on the tiny incentive that led to the Boston Tea Party and, in turn, the American Revolution: "So inscrutable is the arrangement of causes and consequences in this world that a two-penny duty on tea, unjustly imposed in a sequestered part of it, changes the condition of all its inhabitants."

FREAKONOMICS

In the 1970s, researchers conducted a study that, like the Israeli day-care study, pitted a moral incentive against an economic incentive. In this case, they wanted to learn about the motivation behind blood donations. Their discovery: when people are given a small stipend for donating blood rather than simply being praised for their altruism, they tend to donate *less* blood. The stipend turned a noble act of charity into a painful way to make a few dollars, and it wasn't worth it.

What if the blood donors had been offered an incentive of \$50, or \$500, or \$5,000? Surely the number of donors would have changed dramatically.

But something else would have changed dramatically as well, for every incentive has its dark side. If a pint of blood were suddenly worth \$5,000, you can be sure that plenty of people would take note. They might literally steal blood at knifepoint. They might pass off pig blood as their own. They might circumvent donation limits by using fake IDs. Whatever the incentive, whatever the situation, dishonest people will try to gain an advantage by whatever means necessary.

Or, as W. C. Fields once said: a thing worth having is a thing worth cheating for.

Who cheats?

Well, just about anyone, if the stakes are right. You might say to yourself, /don't cheat, regardless of the stakes. And then you might remember the time you cheated on, say, a board game. Last week. Or the golf ball you nudged out of its bad lie. Or the time you really wanted a bagel in the office break room but couldn't come up with the dollar you were supposed to drop in the coffee can. And then took the bagel anyway. And told yourself you'd pay double the next time. And didn't.

For every clever person who goes to the trouble of creating an in-

centive scheme, there is an army of people, clever and otherwise, who will inevitably spend even more time trying to beat it. Cheating may or may not be human nature, but it is certainly a prominent feature in [use about even* human endeavor. Cheating is a primordial economic act: getting more for less. So it isn't just the boldface names—inside-trading CEOs and pill-popping ballplayers and perk-abusing politicians—who cheat. It is the waitress who pockets her tips instead of pooling them. It is the Wal-Mart payroll manager who goes into the computer and shaves his employees' hours to make his own performance look better. It is the third grader who, worried about not making it to the fourth grade, copies test answers from the kid sitting next to him.

Some cheating leaves barely a shadow of evidence. In other cases, the evidence is massive. Consider what happened one spring evening at midnight in 1987: seven million American children suddenly disappeared. The worst kidnapping wave in history? Hardly. It was the night of April 15, and the Internal Revenue Service had just changed a rule. Instead of merely listing each dependent child, tax filers were now required to provide a Social Security number for each child. Suddenly, seven million children—children who had existed only as phantom exemptions on the previous year's 1040 forms—vanished, representing about one in ten of all dependent children in the United States.

The incentive for those cheating taxpayers was quite clear. The same for the waitress, the payroll manager, and the third grader. But what about that third grader's *teacher*? Might she have an incentive to cheat? And if so, how would she do it?

Imagine now that instead of running a day-care center in Haifa, you are running the Chicago Public Schools, a system that educates 400,000 students each year.

FREAKONOMICS

The most volatile current debate among American school administrators, teachers, parents, and students concerns "high-stakes" testing. The stakes are considered high because instead of simply testing students to measure their progress, schools are increasingly held accountable for the results.

The federal government mandated high-stakes testing as part of the No Child Left Behind law, signed by President Bush in 2002. But even before that law, most states gave annual standardized tests to students in elementary and secondary school. Twenty states rewarded individual schools for good test scores or dramatic improvement; thirty-two states sanctioned the schools that didn't do well.

The Chicago Public School system embraced high-stakes testing in 1996. Under the new policy, a school with low reading scores would be placed on probation and face the threat of being shut down, its staff to be dismissed or reassigned. The CPS also did away with what is known as social promotion. In the past, only a dramatically inept or difficult student was held back a grade. Now, in order to be promoted, even a student in third, sixth, and eighth grade had to manage a minimum score on the standardized, multiple-choice exam known as the Iowa Test of Basic Skills.

Advocates of high-stakes testing argue that it raises the standards of learning and gives students more incentive to study. Also, if the test prevents poor students from advancing without merit, they won't clog up the higher grades and slow down good students. Opponents, meanwhile, worry that certain students will be unfairly penalized if they don't happen to test well, and that teachers may concentrate on the test topics at the exclusion of more important lessons.

Schoolchildren, of course, have had incentive to cheat for as long as there have been tests. But high-stakes testing has so radically changed the incentives for teachers that they too now have added reason to cheat. With high-stakes testing, a teacher whose students test

poorly can be censured or passed over for a raise or promotion. If the entire school does poorly, federal funding can be withheld; if the school is put on probation, the teacher stands to be fired. High-stakes testing also presents teachers with some positive incentives. If her students do well enough, she might find herself praised, promoted, and even richer: the state of California at one point introduced bonuses of 525,000 for teachers who produced big test-score gains.

And if a teacher were to survey this newly incentivized landscape and consider somehow inflating her students' scores, she just might be persuaded by one final incentive: teacher cheating is rarely looked for, hardly ever detected, and just about never punished.

How might a teacher go about cheating? There are any number of possibilities, from the brazen to the sophisticated. A fifth-grade student in Oakland recently came home from school and gaily told her mother that her super-nice teacher had written the answers to the state exam right there on the chalkboard. Such instances are certainly rare, for placing your fate in the hands of thirty prepubescent witnesses doesn't seem like a risk that even the worst teacher would take. (The Oakland teacher was duly fired.) There are more subtle ways to inflate students' scores. A teacher can simply give students extra time to complete the test. If she obtains a copy of the exam early—that is, illegitimately—she can prepare them for specific questions. More broadly, she can "teach to the test," basing her lesson plans on questions from past years' exams, which isn't considered cheating but certainly violates the spirit of the test. Since these tests all have multiple-choice answers, with no penalty for wrong guesses, a teacher might instruct her students to randomly fill in even' blank as the clock is winding down, perhaps inserting a long string of Bs or an alternating pattern of Bs and Cs. She might even fill in the blanks for them after they've left the room.

But if a teacher *really* wanted to cheat—and make it worth her

FREAKONOMICS

while—she might collect her students' answer sheets and, in the hour or so before turning them in to be read by an electronic scanner, erase the wrong answers and fill in correct ones. (And you always thought that no. 2 pencil was for the *children* to change their answers.) If this land of teacher cheating is truly going on, how might it be detected?

To catch a cheater, it helps to think like one. If you were willing to erase your students' wrong answers and fill in correct ones, you probably wouldn't want to change too many wrong answers. That would clearly be a tip-off. You probably wouldn't even want to change answers on every student's test—another tip-off. Nor, in all likelihood, would you have enough time, because the answer sheets are turned in soon after the test is over. So what you might do is select a string of eight or ten consecutive questions and fill in the correct answers for, say, one-half or two-thirds of your students. You could easily memorize a short pattern of correct answers, and it would be a lot faster to erase and change that pattern than to go through each student's answer sheet individually. You might even think to focus your activity toward the end of the test, where the questions tend to be harder than the earlier questions. In that way, you'd be most likely to substitute correct answers for wrong ones.

If economics is a science primarily concerned with incentives, it is also—fortunately—a science with statistical tools to measure how people respond to those incentives. All you need are some data.

In this case, the Chicago Public School system obliged. It made available a database of the test answers for every CPS student from third grade through seventh grade from 1993 to 2000. This amounts to roughly 30,000 students per grade per year, more than 700,000 sets of test answers, and nearly 100 million individual answers. The data, organized by classroom, included each student's question-by-question answer strings for reading and math tests. (The actual paper answer sheets were not included; they were habitually shredded soon

after a test.) The data also included some information about each teacher and demographic information for every student, as well as his or her past and future test scores—which would prove a key element in detecting, the teacher cheating.

Now it was time to construct an algorithm that could tease some conclusions from this mass of data. What might a cheating teacher's classroom look like?

The first thing to search for would be unusual answer patterns in a given classroom: blocks of identical answers, for instance, especially among the harder questions. If ten very bright students (as indicated by past and future test scores) gave correct answers to the exam's first five questions (typically the easiest ones), such an identical block shouldn't be considered suspicious. But if ten poor students gave correct answers to the *last* five questions on the exam (the hardest ones), that's worth looking into. Another red flag would be a strange pattern within any one student's exam—such as getting the hard questions right while missing the easy ones—especially when measured against the thousands of students in other classrooms who scored similarly on the same test. Furthermore, the algorithm would seek out a classroom full of students who performed far better than their past scores would have predicted and who then went on to score significantly lower the following year. A dramatic one-year spike in test scores might initially be attributed to a *good* teacher; but with a dramatic fall to follow, there's a strong likelihood that the spike was brought about by artificial means.

Consider now the answer strings from the students in two sixth-grade Chicago classrooms who took the identical math test. Each horizontal row represents one student's answers. The letter a, b, c, or d indicates a correct answer; a number indicates a wrong answer, with 1 corresponding to a, 2 corresponding to b, and so on. A zero represents an answer that was left blank. One of these classrooms almost cer-

FREAKONOMICS

rainly had a cheating teacher and the other did not. Try to tell the difference—although be forewarned that it's not easy with the naked eye.

Classroom A

112a4a342cb214d0001acd24a3a12dadbc4a0000000
d4a2341cacbddad3142a2 344a2ac2 34 21c00adb4b3cb
Ib2a34d4ac42d2 3b141acd24a3a12dadbc4a2134141
dbaab3dcacbldadbc42ac2cc31012dadbc4adb40000
dl2443d432 32d3232 3c213c22d2c2 32 34c332db4b300
db2abad1acbdda212blacd24a3a12dadbc400000000
d4aab2124cbddadbcbla42cca3412dadbc423134bc1
Ib33b4d4a2bldadbc3ca22c00000000000000000000
d43a3a24acbl32b412acd24a3a12dadbc42214 3bc0
313a3ad1ac3d2a234 3122 3c000012dadbc400000000
db2a33dcacbd32d313c21142 32 3cc3000000000000000
d43ab4dlac3dd43421240d24a3a12dadbc400000000
db22 3a24acbl1a3b24cacdl2a241cdadbc4adb4b300
db4abadcacbldad3141ac212a3alc3a144ba2db41b4 3
1142340c2cbddadb4blacd24a3a12dadbc4 3dl33bc4
214ab4dc4cbdd31blb2213c4ad412dadbc4adb00000
1423b4d4a2 3d241314132 3412 3a24 3a2413a21441343
3b3ab4dl4c3d2ad4cbcac1c003a12dadbc4adb40000
dba2ba21ac3d2ad3c4c4cd40a3a12dadbc400000000
dl22ba2cacbd1a13211a2d02a2412d0dbcb4adb4b3c0
144a3adc4cbddadbcbc2c2cc4 3a12dadbc4211ab343
d43aba3cacbddadbc4ca42c2a3212dadbc42 344b3cb

Classroom B

db3a4 31422bd131b4413cd42 2alacda33234 2d3ab4c4
dlaalallacb2d3dbclca22c2 3242c3a142b3adb243c1

d42a12d2a4b1d32b21ca2 312a3411d000000000000000
3b2a34344c32d21b112 3cdc0000000000000000000000
34aabad12cbdd3d4c1call2cad2ccd000000000000000
d33a3431a2b2d2d44b2acd2cad2c222 3b400000000000
2 3aa32d2albd2431141342c13d212d2 33c34a3b3b000
d322 34d4albdd2 3b242a22c2alalca2a2blbaa33a0000
d3aab2 3c4cbddadb2 3c322c2a22222 32 32b44 3b24bc3
dl3al4 313c31d42b14c421c42 332cd2242b34 33a334 3
dl3a3ad122b1da2b11242dcla3a12100000000000000
dl2a3ad1a13d2 3d3cb2a21ccada24d2131b440000000
314a133c4cbd142141ca424cad34c12241322 3ba4b40
d4 2a3adcacbddadbc42ac2c2ada2cda341baa3b24321
db1134dc2cb2dad24c412clada2c3a341ba20000000
dl3414 31acbddd3c4c213412da22d3dl132al344b1b
Iba41a21alb2dad24ca22clada2cd32413200000000
dbaa33d2a2bddadbcba11c2a2accda1b2ba20000000

If you guessed that classroom A was the cheating classroom, congratulations. Here again are the answer strings from classroom A, now reordered by a computer that has been asked to apply the cheating algorithm and seek out suspicious patterns.

Classroom A

(With chairing algorithm applied)

1. 112a4a342cb214d0001acd24a3a12dadbc4a0000000
2. Ib2a34d4ac42d2 3b141acd24a3a12dadbc4a2134141
3. db2abad1acbdda212blacd24a3a12dadbc400000000
4. d4 3a3a24acbl32b412acd24a3a12dadbc42214 3bc0
5. d4 3ab4dlac3dd4 3421240d24a3a12dadbc400000000
6. 1142 340c2cbddadb4blacd24a3a12dadbc43d133bc4
7. dba2ba21ac3d2ad3c4c4cd40a3a12dadbc400000000

FREAKONOMICS

8. 144a3adc4cbddadbcbcb2c2cc4 3a12dadbc4211ab34 3
9. 3b3ab4d14c3d2ad4cbcaclc003a12dadbc4adb40000
10. d43aba3cacbddadbcbca42c2a3212dadbc42344b3cb
11. 214ab4dc4cbdd31b1b2213c4ad412dadbc4adb00000
12. 313a3ad1ac3d2a23431223c000012dadbc400000000
13. d4aab2124cbddadbcb1a42cca3412dadbc423134bc1
14. dbaab3dcacbldadbc42ac2cc31012dadbc4adb40000
15. db22 3a24acbl1a3b24cacdl2a241cdadbc4adb4b300
16. dl22ba2cacbd1a13211a2d02a2412d0dbcb4adb4b3c0
17. 142 3b4d4a2 3d241314132 3412 3a24 3a2413a21441343
18. db4abadcacbldad3141ac212a3alc3a144ba2db41b43
19. db2a33dcacbd32d313c21142323cc3000000000000000
20. Ib33b4d4a2bldadbc3ca22c000000000000000000000
21. dl2443d4 32 32d32 323c213c22d2c2 32 34c332db4b300
22. d4a2341cacbddad3142a2344a2ac23421c00adb4b3cb

Take a look at the answers in bold. Did fifteen out of twenty-two students somehow manage to reel off the same six consecutive correct answers (the d-a-d-b-c-b string) all by themselves?

There are at least four reasons this is unlikely. One: those questions, coming near the end of the test, were harder than the earlier questions. Two: these were mainly subpar students to begin with, few of whom got six consecutive right answers elsewhere on the test, making it all the more unlikely they would get right the same six hard questions. Three: up to this point in the test, the fifteen students' answers were virtually uncorrelated. Four three of the students (numbers 1,9, and 12) left at least one answer blank *before* the suspicious string and then ended the test with another string of blanks. This suggests that a long, unbroken string of blank answers was broken not by the student but by the teacher.

There is another oddity about the suspicious answer string- On

"Finally, You Have Found The Secret to Making Big Money Playing Online Poker..."

Discover how to Consistently Increase your Bankroll and be One Step ahead of the Game by using Advanced Online Poker Tools

Absolutely FREE!!

- Are you sick of losing money playing online poker?
- Are you tired of depositing money into your account?
- Are you tired of losing sessions?
- **Stop!!**
- I will show you how to make a huge living playing poker
- Honestly, what I am about to show you changed my life...

Holdem Genius


What It does for you:

- Holdem Genius watches you play
- Calculates hand odds, pot odds, and much more in real-time
- Instantly provides ultra-accurate in-game betting advice based on your odds of winning
- Automatically reads all cards in play - no inputs required
- Ideal for playing multiple games at once
- 100% legal and approved by every single major poker room

Why you should use the software:

- Most professional players use the software
- It truly is the secret to online poker success.
- It has a \$100 value
- It is yours for FREE!

[Click Here to Get it For Free!](#)



CALL OR FOLD?
Become a Texas Holdem Genius instantly
and Win More \$\$\$ on Every Hand!
Click Here for **FREE** Download!

nine of the fifteen tests, the six correct answers are preceded by another identical string, 3-a-1-2, which includes three of four *incorrect* answers. And on all fifteen tests, the six correct answers are followed by the same incorrect answer, a 4. Why on earth would a cheating teacher go to the trouble of erasing a student's test sheet and then fill in the *wrong* answer?

Perhaps she is merely being strategic. In case she is caught and hauled into the principal's office, she could point to the wrong answers as proof that she didn't cheat. Or perhaps—and this is a less charitable but just as likely answer—she doesn't know the right answers herself (With standardized tests, the teacher is typically not given an answer key) If this is the case, then we have a pretty good clue as to why her students are in need of inflated grades in the first place: the}* have a bad teacher.

Another indication of teacher cheating in classroom A is the class's overall performance. As sixth graders who were taking the test in the eighth month of the academic year, these students needed to achieve an average score of 6.8 to be considered up to national standards. (Fifth graders taking the test in the eighth month of the year needed to score 5-8, seventh graders 7.8, and so on.) The students in classroom A averaged 5-8 on their sixth-grade tests, which is a full grade level below where they should be. So plainly these are poor students. A year earlier, however, these students did even worse, averaging just 4.1 on their fifth-grade tests. Instead of improving by one full point between fifth and sixth grade, as would be expected, they improved by 1.7 points, nearly two grades' worth. But this miraculous improvement was short-lived. When these sixth-grade students reached seventh grade, they averaged 5-5—more than two grade levels below standard and even *worse* than they did in sixth grade. Consider the erratic year-to-year scores of three particular students from classroom A

FREAKONOMICS

	5TH GRADE SCORE	6TH GRADE SCORE	7TH GRADE SCORE
Student 3	3.0	6.5	5.1
Student 6	3.6	6.3	4.9
Student 14	3.8	7.1	5.6

The three-year scores from classroom B, meanwhile, are also poor but at least indicate an honest effort: 4.2, 5-1, and 6.0. So an entire roomful of children in classroom A suddenly got very smart one year and very dim the next, or more likely, their sixth-grade teacher worked some magic with a no. 2 pencil.

There are two noteworthy points to be made about the children in classroom A, tangential to the cheating itself. The first is that they are obviously in terrible academic shape, which makes them the very children whom high-stakes testing is promoted as helping the most. The second point is that these students would be in for a terrible shock once they reached the seventh grade. All they knew was that the}* had been successfully promoted due to their test scores. (No child left behind, indeed.) *They* weren't the ones who artificially jacked up their scores; they probably expected to do great in the seventh grade—and then they failed miserably. This may be the cruelest twist yet in high-stakes testing. A cheating teacher may tell herself that she is helping her students, but the fact is that she would appear far more concerned with helping herself.

An analysis of the entire Chicago data reveals evidence of teacher cheating in more than two hundred classrooms per year, roughly 5 percent of the total. This is a conservative estimate, since the algorithm was able to identify only the most egregious form of cheating—in which teachers systematically changed students' answers—and not the mam' subtler ways a teacher might cheat. In a recent study among North Carolina schoolteachers, some 35 percent of the respondents said the}* had witnessed their colleagues cheating in some fashion,

whether by giving students extra time, suggesting answers, or manual!* changing students' answers.

What are the characteristics of a cheating teacher? The Chicago data show that male and female teachers are about equally prone to cheating- A cheating teacher tends to be younger and less qualified than average. She is also more likely to cheat after her incentives change. Because the Chicago data ran from 1993 to 2000, it bracketed the introduction of high-stakes testing in 1996. Sure enough, there was a pronounced spike in cheating in 1996- Nor was the cheating random. It was the teachers in the lowest-scoring classrooms who were most likely to cheat. It should also be noted that the \$25,000 bonus for California teachers was eventually revoked, in part because of suspicions that too much of the money was going to cheaters.

Not every result of the Chicago cheating analysis was so dour. In addition to detecting cheaters, the algorithm could also identify the best teachers in the school system. A good teacher's impact was nearly as distinctive as a cheater's. Instead of getting random answers correct, her students would show real improvement on the easier types of questions they had previously missed, an indication of actual learning. And a good teacher's students carried over all their gains into the next grade.

Most academic analyses of this sort tend to languish, unread, on a dusty library shelf. But in early 2002, the new CEO of the Chicago Public Schools, Arne Duncan, contacted the study's authors. He didn't want to protest or hush up their findings. Rather, he wanted to make sure that the teachers identified by the algorithm as cheaters were truly cheating—and then do something about it.

Duncan was an unlikely candidate to hold such a powerful job. He was only thirty-six when appointed, a onetime academic ail-American at Harvard who later played pro basketball in Australia. He

FREAKONOMICS

had spent just three years with the CPS—and never in a job important enough to have his own secretary—before becoming its CEO. It didn't hurt that Duncan had grown up in Chicago. His father taught psychology at the University of Chicago; his mother ran an after-school program for forty years, without pay, in a poor neighborhood. When Duncan was a boy, his afterschool playmates were the underprivileged kids his mother cared for. So when he took over the public schools, his allegiance lay more with schoolchildren and their families than with teachers and their union.

The best way to get rid of cheating teachers. Duncan had decided, was to readminister the standardized exam. He only had the resources to retest 120 classrooms, however, so he asked the creators of the cheating algorithm to help choose which classrooms to test.

How could those 120 retests be used most effectively? It might have seemed sensible to retest only the classrooms that likely had a cheating teacher. But even if their retest scores were lower, the teachers could argue that the students did worse merely because they were told that the scores wouldn't count in their official record—which, in fact, all retested students would be told. To make the retest results convincing, some non-cheaters were needed as a control group. The best control group? The classrooms shown by the algorithm to have the best teachers, in which big gains were thought to have been legitimately attained. If those classrooms held their gains while the classrooms with a suspected cheater lost ground, the cheating teachers could hardly argue that their students did worse only because the scores wouldn't count.

So a blend was settled upon. More than half of the 120 retested classrooms were those suspected of having a cheating teacher. The remainder were divided between the supposedly excellent teachers (high scores but no suspicious answer patterns) and, as a further control, classrooms with mediocre scores and no suspicious answers.

The retest was given a few weeks after the original exam. The chil-

dren were nor rold rhe reason for the retest. Neither were the teachers. Bur they may have gotten the idea when it was announced that CPS officials, not the teachers, would administer the test. The teachers were asked to stay in the classroom with their students, but they would not be allowed to even touch the answer sheets.

The results were as compelling as the cheating algorithm had predicted. In the classrooms chosen as controls, where no cheating was suspected, scores stayed about the same or even rose. In contrast, the students with the teachers identified as cheaters scored far worse, by an average of more than a full grade level.

As a result, the Chicago Public School system began to fire its cheating teachers. The evidence was only strong enough to get rid of a dozen of them, but the many other cheaters had been duly warned. The final outcome of the Chicago study is further testament to the power of incentives: the following year, cheating by teachers fell more than 30 percent.

You might think that the sophistication of teachers who cheat would increase along with the level of schooling. But an exam given at the University of Georgia in the tall of 2001 disputes that idea. The course was called Coaching Principles and Strategies of Basketball, and the final grade was based on a single exam that had twenty questions. Among the questions:

How many halves are in a college basketball game?

- a. 1 b. 2 c. 3 d. 4

How many points does a 3-pt. field goal account for in a basketball game?

- a. 1 b. 2 c. 3 d. 4

FREAKONOMICS

What is the name of the exam which all high school seniors in the State of Georgia must pass?

- a. Eye Exam
- b. How Do the Grits Taste Exam
- c. Bug Control Exam
- d. Georgia Exit Exam

In your opinion, who is the best Division I assistant coach in the country?

- a. Ronjirsa
- b. John Pelphrey
- c. Jim Harrickjr.
- d. Steve Wojciechowski

If you are stumped by the final question, it might help to know that Coaching Principles was taught by Jim Harrickjr., an assistant coach with the university's basketball team. It might also help to know that his father, Jim Harrick Sr., was the head basketball coach. Not surprisingly, Coaching Principles was a favorite course among players on the Harricks' team. Every student in the class received an A-Not long afterward, both Harricks were relieved of their coaching duties.

If it strikes you as disgraceful that Chicago schoolteachers and University of Georgia professors will cheat—a teacher, after all, is meant to instill values along with the facts—then the thought of cheating among sumo wrestlers may also be deeply disturbing. In Japan, sumo is not only the national sport but also a repository of the country's religious, military, and historical emotion. With its purification rituals and its imperial roots, sumo is sacrosanct in a way that American

sports can never be. Indeed, sumo is said to be less about competition than about honor itself.

It is true that sports and cheating go hand in hand. That's because cheating is more common in the face of a bright-line incentive (the line between winning and losing, for instance) than with a murky* incentive. Olympic sprinters and weightlifters, cyclists in the Tour de France, football linemen and baseball sluggers: they have all been shown to swallow whatever pill or powder may give them an edge. It is not only the participants who cheat. Caggy baseball managers try to steal an opponent's signs. In the 2002 Winter Olympic figure-skating competition, a French judge and a Russian judge were caught trying to swap votes to make sure their skaters medaled. (The man accused of orchestrating the vote swap, a reputed Russian mob boss named Alimzhan Tokhtakhounov, was also suspected of rigging beauty pageants in Moscow.)

An athlete who gets caught cheating is generally condemned, but most fans at least appreciate his motive: he wanted so badly to win that he bent the rules. (As the baseball player Mark Grace once said, "If you're not cheating, you're not trying.") An athlete who cheats to *lose*, meanwhile, is consigned to a deep circle of sporting hell. The 1919 Chicago White Sox, who conspired with gamblers to throw the World Series (and are therefore known forever as the Black Sox), retain a stench of iniquity among even casual baseball fans. The City College of New York's championship basketball team, once beloved for its smart and scrappy play, was instantly reviled when it was discovered in 1951 that several players had taken mob money to shave points—intentionally missing baskets to help gamblers beat the point spread. Remember Terry Malloy, the tormented former boxer played by Marlon Brando in *On the Waterfront**. As Malloy saw it, all his troubles stemmed from the one fight in which he took a dive. Otherwise, he could have had class; he could have been a contender.

If cheating to lose is sport's premier sin, and if sumo wrestling is

FREAKONOMICS

the premier sport of a great nation, cheating to lose couldn't possibly exist in sumo. Could it?

Once again, the data can tell the story. As with the Chicago school tests, the data set under consideration here is surpassingly large: the results from nearly every official sumo match among the top rank of Japanese sumo wrestlers between January 1989 and January 2000, a total of 32,000 bouts fought by 281 different wrestlers.

The incentive scheme that rules sumo is intricate and extraordinarily powerful. Each wrestler maintains a ranking that affects every slice of his life: how much money he makes, how large an entourage he carries, how much he gets to eat, sleep, and otherwise take advantage of his success. The sixty-six highest-ranked wrestlers in Japan, comprising the *ma&uuchiandjuryo* divisions, make up the sumo elite. A wrestler near the top of this elite pyramid ma}earn millions and is treated like royalty. Any wrestler in the top forty earns at least \$170,000 a year. The seventieth-ranked wrestler in Japan, meanwhile, earns only \$ 15,000 a year. Life isn't very sweet outside the elite. Low-ranked wrestlers must tend to their superiors, preparing their meals and cleaning their quarters and even soaping up their hardest-to-reach body parts. So ranking is everything.

A wrestler's ranking is based on his performance in the elite tournaments that are held six times a year. Each wrestler has fifteen bouts per tournament, one per day over fifteen consecutive days. If he finishes the tournament with a winning record (eight victories or better), his ranking will rise. If he has a losing record, his ranking falls. If it tails far enough, he is booted from the elite rank entirely. The eighth victory}' in any tournament is therefore critical, the difference between promotion and demotion; it is roughly four times as valuable in the rankings as the npical victory.

So a wrestler entering the final day of a tournament on the bubble, with a 7–7 record, has far more to gain from a victory than an opponent with a record of 8–6 has to lose.

Is it possible, then, that an 8-6 wrestler might allow a 7-7 wrestler to beat him? A sumo bout is a concentrated flurry of force and speed and leverage, often lasting only a few seconds. It wouldn't be very hard to let yourself be tossed. Let's imagine for a moment that sumo wrestling *is* rigged. How might we measure the data to prove it?

The first step would be to isolate the bouts in question: those fought on a tournament's final day between a wrestler on the bubble and a wrestler who has already secured his eighth win. (Because more than half of all wrestlers end a tournament with either seven, eight, or nine victories, hundreds of bouts fit these criteria.) A final-day match between two 7-7 wrestlers isn't likely to be fixed, since both fighters badly need the victory. A wrestler with ten or more victories probably wouldn't throw a match either, since he has his own strong incentive to win: the \$ 100,000 prize for overall tournament champion and a series of \$20,000 prizes for the "outstanding technique" award, "fighting spirit" award, and others.

Let's now consider the following statistic, which represents the hundreds of matches in which a 7-7 wrestler faced an 8-6 wrestler on a tournament's final day. The left column tallies the probability, based on all past meetings between the two wrestlers fighting that day, that the 7-7 wrestler will win. The right column shows how often the 7-7 wrestler actually did win.

7-7 WRESTLER'S PREDICTED WIN PERCENTAGE AGAINST 8-6 OPPONENT	7-7 WRESTLER'S ACTUAL WIN PERCENTAGE AGAINST 8-6 OPPONENT
48.7	79.6

So the 7-7 wrestler, based on past outcomes, was expected to win just less than half the time. This makes sense; their records in this tournament indicate that the 8-6 wrestler is slightly better. But in actuality, the wrestler on the bubble won *almost eight out of ten* matches

FREAKONOMICS

against his 8–6 opponent. Wrestlers on the bubble also do astonishingly well against 9–5 opponents:

7-7 WRESTLER'S PREDICTED WIN PERCENTAGE AGAINST 9-5 OPPONENT	7-7 WRESTLER'S ACTUAL WIN PERCENTAGE AGAINST 9-5 OPPONENT
47.2	73.4

As suspicious as this looks, a high winning percentage alone isn't enough to prove that a match is rigged. Since so much depends on a wrestler's eighth win, he should be expected to fight harder in a crucial bout. But perhaps there are further clues in the data that prove collusion.

It's worth thinking about the incentive a wrestler might have to throw a match. Maybe he accepts a bribe (which would obviously not be recorded in the data). Or perhaps some other arrangement is made between the two wrestlers. Keep in mind that the pool of elite sumo wrestlers is extraordinarily tight-knit. Each of the sixty-six elite wrestlers fights fifteen of the others in a tournament every two months. Furthermore, each wrestler belongs to a stable that is typically managed by a former sumo champion, so even the rival stables have close ties. (Wrestlers from the same stable do not wrestle one another.)

Now let's look at the win-loss percentage between the 7–7 wrestlers and the 8-6 wrestlers the *next* time they meet, when neither one is on the bubble. In this case, there is no great pressure on the individual match. So you might expect the wrestlers who won their 7–7 matches in the previous tournament to do about as well as they had in earlier matches against these same opponents—that is, winning roughly 50 percent of the time. You certainly wouldn't expect them to uphold their 80 percent clip.

As it turns out, the data show that the 7—7 wrestlers win only 40 percent of the rematches. Eighty percent in one match and 40 percent in the next? How do you make sense of that?

The most logical explanation is that the wrestlers made a *quid pro quo* agreement: you let me win today, when I really need the victory, and I'll let you win the next time. (Such an arrangement wouldn't preclude a cash bribe.) It's especially interesting to note that by the two wrestlers' *second* subsequent meeting, the win percentages revert to the expected level of about 50 percent, suggesting that the collusion spans only two matches.

And it isn't only the individual wrestlers whose records are suspect. The collective records of the various sumo stables are similarly aberrational. When one stable's wrestlers fare well on the bubble against wrestlers from a second stable, they tend to do especially *poorly* when the second stable's wrestlers are on the bubble. This indicates that some match rigging may be choreographed at the highest level of the sport—much like the Olympic skating judges' vote swapping.

No formal disciplinary action has ever been taken against a Japanese sumo wrestler for match rigging. Officials from the Japanese Sumo Association typically dismiss any such charges as fabrications by disgruntled former wrestlers. In fact, the mere utterance of the words "sumo" and "rigged" in the same sentence can cause a national furor. People tend to get defensive when the integrity of their national sport is impugned.

Still, allegations of match rigging do occasionally find their way into the Japanese media. These occasional media storms offer one more chance to measure possible corruption in sumo. Media scrutiny, after all, creates a powerful incentive: if two sumo wrestlers or their stables *have* been rigging matches, the } might be leery to continue when a swarm of journalists and TV cameras descend upon them.

FREAKONOMICS

So what happens in such cases? The data show that in the sumo tournaments held immediately after allegations of match rigging, 7—7 wrestlers win only 50 percent of their final-day matches against 8—6 opponents instead of the typical 80 percent. No matter how the data are sliced, they inevitably suggest one thing: it is hard to argue that sumo wrestling isn't rigged.

Several years ago, two former sumo wrestlers came forward with extensive allegations of match rigging—and more. Aside from the crooked matches, they said, sumo was rife with drug use and sexcapades, bribes and tax evasion, and close ties to the *yakuztt*, the Japanese mafia. The two men began to receive threatening phone calls; one of them told friends he was afraid he would be killed by the *yakuz/t*. Still, they went forward with plans to hold a press conference at the Foreign Correspondents' Club in Tokyo. But shortly beforehand, the two men died—hours apart, in the same hospital, of a similar respiratory ailment. The police declared there had been no foul play but did not conduct an investigation. "It seems very strange for these two people to die on the same day* at the same hospital," said Mitsuru Miyake, the editor of a sumo magazine. "But no one has seen them poisoned, so you can't prove the skepticism."

Whether or not their deaths were intentional, these two men had done what no other sumo insider had previously done: named names. Of the 281 wrestlers covered in the data cited above, they identified 29 crooked wrestlers and 11 who were said to be incorruptible.

What happens when the whistle-blowers' corroborating evidence is factored into the analysis of the match data? In matches between two supposedly corrupt wrestlers, the wrestler who was on the bubble won about 80 percent of the time. In bubble matches against a supposedly clean opponent, meanwhile, the bubble wrestler was no more likely to win than his record would predict. Furthermore, when a supposedly corrupt wrestler faced an opponent whom the whistle-

blowers did not name as either corrupt or clean, the results were nearly as skewed as when two corrupt wrestlers met—suggesting that most wrestlers who *weren't* specifically named were also corrupt.

So if sumo wrestlers, schoolteachers, and day-care parents all cheat, are we to assume that mankind is innately and universally corrupt? And if so, how corrupt?

The answer may lie in . . . bagels. Consider the true story of a man named Paul Feldman.

Once upon a time, Feldman dreamed big dreams. Trained as an agricultural economist, he wanted to tackle world hunger. Instead, he took a job in Washington, analyzing weapons expenditures for the U.S. Navy. This was in 1962. For the next twenty-odd years, he did more of the same. He held senior-level jobs and earned good money, but he wasn't fully engaged in his work. At the office Christmas party, colleagues would introduce him to their wives not as "the head of the public research group" (which he was) but as "the guy who brings in the bagels."

The bagels had begun as a casual gesture: a boss treating his employees whenever they won a research contract. Then he made it a habit. Every Friday, he would bring in some bagels, a serrated knife, and cream cheese. When employees from neighboring floors heard about the bagels, they wanted some too. Eventually he was bringing in fifteen dozen bagels a week. In order to recoup his costs, he set out a cash basket and a sign with the suggested price. His collection rate was about 95 percent; he attributed the underpayment to oversight, not fraud.

In 1984, when his research institute fell under new management, Feldman took a look at his career and grimaced. He decided to quit his job and sell bagels. His economist friends thought he had lost his

FREAKONOMICS

mind, but his wife supported him. The last of their three children was finishing college, and they had retired their mortgage.

Driving around the office parks that encircle Washington, he solicited customers with a simple pitch: early in the morning, he would deliver some bagels and a cash basket to a company's snack room; he would return before lunch to pick up the money and the leftovers. It was an honor-system commerce scheme, and it worked. Within a few years, Feldman was delivering 8,400 bagels a week to 140 companies and earning as much as he had ever made as a research analyst. He had thrown off the shackles of cubicle life and made himself happy.

He had also—quite without meaning to—designed a beautiful economic experiment. From the beginning, Feldman kept rigorous data on his business. So by measuring the money collected against the bagels taken, he found it possible to tell, down to the penny, just how honest his customers were. Did they steal from him? If so, what were the characteristics of a company that stole versus a company that did not? Under what circumstances did people tend to steal more, or less?

As it happens, Feldman's accidental study provides a window onto a form of cheating that has long stymied academics: white-collar crime. (Yes, shorting the bagel man is white-collar crime, writ however small.) It might seem ludicrous to address as large and intractable a problem as white-collar crime through the life of a bagel man. But often a small and simple question can help chisel away at the biggest problems.

Despite all the attention paid to rogue companies like Enron, academics know very little about the practicalities of white-collar crime. The reason? There are no good data. A key fact of white-collar crime is that we hear about only the very slim fraction of people who are *caught* cheating. Most embezzlers lead quiet and theoretically happy lives; employees who steal company property are rarely detected.

With street crime, meanwhile, that is not the case. A mugging or a

burglary or a murder is usually rallied whether or not the criminal is caught. A street crime has a victim, who typically reports the crime to the police, who generate data, which in turn generate thousands of academic papers by criminologists, sociologists, and economists. But white-collar crime presents no obvious victim. From whom, exactly, did the masters of Enron steal? And how can you measure something if you don't know to whom it happened, or with what frequency, or in what magnitude?

Paul Feldman's bagel business was different. It did present a victim. The victim was Paul Feldman.

When he started his business, he expected a 95 percent payment rate, based on die experience at his own office. But just as crime tends to be low on a street where a police car is parked, the 95 percent rate was artificially high: Feldman's presence had deterred theft. Not only that, but those bagel eaters knew the provider and had feelings (presumably good ones) about him. A broad swath of psychological and economic research has shown that people will pay different amounts for the same item depending on who is providing it. The economist Richard Thaler, in his 1985 "Beer on the Beach" study, showed that a thirsty sunbather would pay \$2.65 for a beer delivered from a resort hotel but only \$1.50 for the same beer if it came from a shabby grocery store.

In the real world, Feldman learned to settle for less than 95 percent. He came to consider a company "honest" if its payment rate was above 90 percent. He considered a rate between 80 and 90 percent "annoying but tolerable." If a company habitually paid below 80 percent, Feldman might post a hectoring note, like this one:

The cost of bagels has gone up dramatically since the beginning of the year. Unfortunate!}', the number of bagels that disappear

FREAKONOMICS

without being paid for has also gone up. Don't let that continue. I don't imagine that you would teach your children to cheat, so why do it yourselves?

In the beginning, Feldman left behind an open basket for the cash, but too often the money vanished. Then he tried a coffee can with a money slot in its plastic lid, which also proved too tempting. In the end, he resorted to making small plywood boxes with a slot cut into the top. The wooden box has worked well. Each year he drops off about seven thousand boxes and loses, on average, just one to theft. This is an intriguing statistic: the same people who routinely steal more than 10 percent of his bagels almost never stoop to stealing his money box—a tribute to the nuanced social calculus of theft. From Feldman's perspective, an office worker who eats a bagel without paying is committing a crime; the office worker probably doesn't think so. This distinction probably has less to do with the admittedly small amount of money involved (Feldman's bagels cost one dollar each, cream cheese included) than with the context of the "crime." The same office worker who fails to pay for his bagel might also help himself to a long slurp of soda while filling a glass in a self-serve restaurant, but he is very unlikely to leave the restaurant without paying.

So what do the bagel data have to say? In recent years, there have been two noteworthy trends in the overall payment rate. The first was a long, slow decline that began in 1992. By the summer of 2001, the overall rate had slipped to about 87 percent. But immediately after September 11 of that year, the rate spiked a full 2 percent and hasn't slipped much since. (If a 2 percent gain in payment doesn't sound like much, think of it this way: the nonpayment rate fell from 13 to 11 percent, which amounts to a 15 percent decline in theft.) Because many of Feldman's customers are affiliated with national security,

there may have been a patriotic element to this 9/11 Effect. Or it may have represented a more general surge in empathy.

The data also show that smaller offices are more honest than big ones. An office with a few dozen employees generally out pays by 3 to 5 percent an office with a few hundred employees. This may seem counterintuitive. In a bigger office, a bigger crowd is bound to convene around the bagel table, providing more witnesses to make sure you drop your money in the box. But in the big-office/small-office comparison, bagel crime seems to mirror street crime. There is far less street crime per capita in rural areas than in cities, in large part because a rural criminal is more likely to be known (and therefore caught). Also, a smaller community tends to exert greater social incentives against crime, the main one being shame.

The bagel data also reflect how much personal mood seems to affect honesty. Weather, for instance, is a major factor. Unseasonably pleasant weather inspires people to pay at a higher rate. Unseasonably cold weather, meanwhile, makes people cheat prolifically, so do heavy rain and wind. Worst are the holidays. The week of Christmas produces a 2 percent drop in payment rates—again, a 15 percent increase in theft, an effect on the same magnitude, in reverse, as that of 9/11. Thanksgiving is nearly as bad; the week of Valentine's Day is also lousy, as is the week straddling April 15. There are, however, a few good holidays: the weeks that include the Fourth of July, Labor Day, and Columbus Day. The difference in the two sets of holidays? The low-cheating holidays represent little more than an extra day off from work. The high-cheating holidays are fraught with miscellaneous anxieties and the high expectations of loved ones.

Feldman has also reached some of his own conclusions about honesty; based more on his experience than the data. He has come to believe that morale is a big factor—that an office is more honest when the employees like their boss and their work. He also believes that

FREAKONOMICS

employees further up the corporate ladder cheat more than those down below. He got this idea after delivering for years to one company spread out over three floors—an executive floor on top and two lower floors with sales, service, and administrative employees. (Feldman wondered if perhaps the executives cheated out of an overdeveloped sense of entitlement. What he didn't consider is that perhaps cheating was how they got to be executives.)

If morality represents the way we would like the world to work and economics represents how it actually does work, then the story of Feldman's bagel business lies at the very intersection of morality and economics. Yes, a lot of people steal from him, but the vast majority even though no one is watching over them, do not. This outcome may surprise some people—including Feldman's economist friends, who counseled him twenty years ago that his honor-system scheme would never work. But it would not have surprised Adam Smith. In fact, the theme of Smith's first book, *The Theory of Moral Sentiments*, was the innate honesty* of mankind. "How selfish soever man may be supposed," Smith wrote, "there are evident!}' some principles in his nature, which interest him in the fortune of others, and render their happiness necessary to him, though he derives nothing from it, except the pleasure of seeing it."

There is a tale, "The Ring of Gyges," that Feldman sometimes tells his economist friends. It comes from Plato's *Republic*. A student named Glaucon offered the story in response to a lesson by Socrates—who, like Adam Smith, argued that people are generally good even without enforcement. Glaucon, like Feldman's economist friends, disagreed. He told of a shepherd named Gyges who stumbled upon a secret cavern with a corpse inside that wore a ring. When Gyges put on the ring, he found that it made him invisible. With no one able to

monitor his behavior, Gyges proceeded to do woeful things—seduce the queen, murder the king, and so on. Glaucon's story posed a moral question: could any man resist the temptation of evil if he knew his acts could not be witnessed? Glaucon seemed to think the answer was no. But Paul Feldman sides with Socrates and Adam Smith—for he knows that the answer, at least 87 percent of the time, is yes.

Levitt is the first to say that some of his topics—a study of discrimination on The Weakest Link?—border on the trivial. But he has shown other economists just how well their tools can make sense of the real world. "Levitt is considered an admi-god, one of the most creative people in economics and may be in all social science," says Colin F. Camerer, an economist at the California Institute of Technology. "He represents something that everyone thinks they will do when they go to grad school in econ but usually they have the creative spark bored out of them by endless math—namely, a kind of intellectual detective trying to figure stuff out."

-THE NEW YORK TIMES MAGAZINE, AUGUST 3, 2003

2

How Is the Ku Klux Klan Like a Group of Real-Estate Agents?

As institutions go, the Ku Klux Klan has had a markedly up-and-down history. It was founded in the immediate aftermath of the Civil War by six former Confederate soldiers in Pulaski, Tennessee. The six young men, four of whom were budding lawyers, saw themselves as merely a circle of like-minded friends—thus the name they chose, "kuklux," a slight mangling of *kuklos*, the Greek word for "circle." They added "klan" because they were all of Scotch-Irish descent. In the beginning, their activities were said to be harmless midnight pranks—riding horses through the countryside while draped in white sheets and pillowcase hoods. But soon the Klan evolved into a multi-state terrorist organization designed to frighten and kill emancipated slaves. Among its regional leaders were five former Confederate generals; its staunchest supporters were the plantation owners for whom Reconstruction posed an economic and political nightmare. In 1872, President Ulysses S. Grant spelled out for the House of Representatives the true aims of the Ku Klux Klan: "By force and terror, to pre-

FREAKONOMICS

vent all political action not in accord with the views of the members, to deprive colored citizens of the right to bear arms and of the right of a free ballot, to suppress the schools in which colored children were taught, and to reduce the colored people to a condition closely allied to that of slavery."

The early Klan did its work through pamphleteering, lynching, shooting, burning, castrating, pistol-whipping, and a thousand forms of intimidation. They targeted former slaves and any whites who supported the blacks' rights to vote, acquire land, or gain an education. Within barely a decade, however, the Klan had been extinguished, largely by legal and military interventions out of Washington, D.C.

But if the Klan itself was defeated, its aims had largely been achieved through the establishment of Jim Crow laws. Congress, which during Reconstruction had been quick to enact measures of legal, social, and economic freedom for blacks, just as quickly began to roll them back. The federal government agreed to withdraw its occupation troops from the South, allowing the restoration of white rule. In *Plessy v. Ferguson*, the U.S. Supreme Court gave the go-ahead to full-scale racial segregation.

The Ku Klux Klan lay largely dormant until 1915, when D. W. Griffith's film *The Birth of a Nation*—originally titled *The Clansman*—helped spark its rebirth. Griffith presented the Klan as crusaders for white civilization itself, and as one of the noblest forces in American history. The film quoted a line from *A History of the American People*, written by a renowned historian: "At last there had sprung into existence a great Ku Klux Klan, a veritable empire of the South, to protect the Southern country." The book's author was U.S. president Woodrow Wilson, onetime scholar and president of Princeton University.

By the 1920s, a revived Klan claimed eight million members, including President Warren G. Harding, who reportedly took his Klan oath in the Green Room of the White House. This time around, the Klan was not confined to the South but ranged throughout the coun-

try; this time, it concerned itself not only with blacks but also with Catholics, Jews, communists, unionists, immigrants, agitators, and other disrupters of the status quo. In 1933, with Hitler ascendant in Germany; Will Rogers was the first to draw a line between the new Klan and the new threat in Europe: "Papers all state Hitler is trying to copy Mussolini," he wrote. "Looks to me like it's the Ku Klux that he is copying."

The onset of World War II and a number of internal scandals once again laid the Klan low. Public sentiment turned against the Klan as the unity of a country at war trumped its message of separatism.

But within a few years, there were already signs of a massive revival. As wartime anxiety gave way to postwar uncertainty, Klan membership flourished. Barely two months after V-J Day, the Klan in Atlanta burned a 300-foot cross on the face of Stone Mountain, site of a storied rock carving of Robert E. Lee. The extravagant cross burning, one Klansman later said, was intended "just to let the niggers know the war is over and that the Klan is back on the market."

Atlanta had by now become Klan headquarters. The Klan held great sway with key Georgia politicians, and its Georgia chapters included many policemen and sheriff's deputies. Yes, the Klan was a secret society, reveling in passwords and cloak-and-dagger ploys, but its real power lay in the very public tear that it fostered—exemplified by the open secret that the Ku Klux Klan and the law-enforcement establishment were brothers in arms.

Atlanta—the Imperial City of the KKK's Invisible Empire, in Klan jargon—was also home to Stetson Kennedy, a thirty-year-old man with the bloodlines of a Klansman but a temperament that ran opposite. He came from a prominent southern family whose ancestors included two signers of the Declaration of Independence, an officer in the Confederate Army, and John B. Stetson, founder of the famed hat company and the man for whom Stetson University was named.

Stetson Kennedy grew up in a fourteen-room house in Jackson-

FREAKONOMICS

ville, Florida, the youngest of five children. His uncle Brad}' was a Klansman. But he got his first real exposure to the Klan when the familys maid, Flo, who had pretty much raised Stetson, was tied to a tree, beaten, and raped by a gang of Klansmen. Her offense: talking back to a white trolley driver who had shortchanged her.

Because Kenned}* couldn't fight in World War 11—he had had a bad back since childhood—he felt compelled to defend his country at home. Its worst enemy, he believed, was bigotry. Kennedy became a self-described "dissident at large," writing anti-bigotry articles and books. He became close friends with Woody Guthrie, Richard Wright, and a host of other progressives; Jean-Paul Sartre published his work in France.

Writing did not come easily to Kennedy, or happily. He was at root a country boy who would rather have been off fishing the swamps. But he was afflicted by a foolhardy devotion to his cause. Kennedy would go on to become the only gentile member of the Anti-Defamation League's postwar effort to smite bigotry. (He coined the phrase "Frown Power," a centerpiece of the ADL's peer-pressure campaign, which encouraged people to pointedly frown when they heard bigoted speech.) He became the only white correspondent for the *Pittsburgh Courier*, the country's largest black newspaper. (He wrote a column about the race struggle in the South under the pseudonym Daddy Mention—a black folk hero who, as muh told it, could outrun the blast of a sheriff's shotgun.)

What drove Kennedy was a hatred of small-mindedness, ignorance, obstructionism, and intimidation—which, in his view, were displayed by no organization more proudly than by the Ku Klux Klan. Kennedy saw the Klan as the terrorist arm of the white establishment itself. This struck him as an intractable problem, for a variety of reasons. The Klan was in cahoots with political, business, and law-enforcement leaders. The public was frightened and felt power-

less to act against the Klan. And the few anti-hate groups that existed at the time had little leverage or even information about the Klan. As Kennedy later wrote, he was particularly chagrined by one key fact about the Klan: "Almost all of the things written on the subject were editorials, not exposes. The writers were *against the* Klan, all right, but the}' had precious few inside facts *aboutii*."

So Kenned}* decided—as any foolhardy, tearless, slight!}' daft anti-bigot would—to go undercover and join the Ku Klux Klan.

In Atlanta, he started hanging around a pool hall "whose habitues," as he later wrote, "had the frustrated, cruel look of the Klan about them." A man named Slim, a taxi driver, sat beside him at the bar one afternoon. "What this country needs is a good Kluxing," Slim said. "That's the only way to keep the niggers, kikes, Catholic dagos, and Reds in their place!"

Kennedy introduced himself as John S. Perkins, the alias he had adopted for his mission. He told Slim, truthfully, that his uncle Brady Perkins back in Florida had once been a Great Titan with the Klan. "But they're dead now, aren't they?" he asked Slim.

That prompted Slim to whip out a Klan calling card: "Here Yesterday, Today, Forever! The Ku Klux Klan Is Riding! God Give Us Men!" Slim told "Perkins" that he was in luck, for there was a membership drive under way. The \$10 initiation fee—the Klan's sales pitch was "Do You Hate Niggers? Do You Hate Jews? Do You Have Ten Dollars?"—had been reduced to \$8. Then there was another \$10 in annual dues, and \$15 for a hooded robe.

Kennedy balked at the various fees, pretending to play hard to get, but agreed to join. Not long after, he took the Klan oath in a nighttime mass initiation atop Stone Mountain. Kenned)* began attending weekly Klan meetings, hurrying home afterward to write notes in a cryptic shorthand he invented. He learned the identities of the Klan's local and regional leaders and deciphered the Klan's hierarchy, rituals,

FREAKONOMICS

and language. It was Klan custom to affix a *Klaxo* mam'words; thus would two Klansmen hold a Klonversation in the local Klavern. Many of the customs struck Kennedy as almost laughably childish. The secret Klan handshake, for instance, was a left-handed, limp-wristed fish wiggle. When a traveling Klansman wanted to locate brethren in a strange town, he would ask for a "Mr. Ayak"—"Ayak" being code for "Are You a Klansman?" He would hope to hear, "Yes, and I also know a Mr. Akai"—code for "A Klansman Am [."

Before long, Kennedy was invited to join the Klavaliers, the Klan's secret police and "flog squad." For this privilege, his wrist was slit with a jackknife so that he could take a blood oath:

"Klansman, do you solemnly swear by God and the Devil never to betray secrets entrusted to you as a Klavalier of the Klan?"

"I swear," Kennedy responded.

"Do you swear to provide yourself with a good gun and plenty of ammunition, so as to be ready when the nigger starts trouble to give him plenty?"

"I do."

"Do you further swear to do all in your power to increase the white birth rate?"

"I do."

Kennedy was promptly instructed to pay \$10 for his initiation into the Klavaliers, as well as \$10 a month to cover Klavalier expenses. He also had to buy a second hooded robe, to be dyed black.

As a Klavalier, Kennedy worried that he would someday be expected to inflict violence. But he soon discovered a central fact of life in the Klan—and of terrorism in general: most of the threatened violence never goes beyond the threat stage.

Consider lynching, the Klan's hallmark sign of violence. Here, compiled by the Tuskegee institute, are the decade-by-decade statistics on the lynching of blacks in the United States:

The Ku Klux Klan and Real-Estate Agents

YEARS	LYNCHINGS OF BLACKS
1890-1899	1,111
1900-1909	791
1910-1919	569
1920-1929	281
1930-1939	119
1940-1949	31
1950-1959	6
1960-1969	3

Bear in mind that these figures represent not only lynchings attributed to the Ku Klux Klan but the total number of reported lynchings. The statistics reveal at least three noteworthy facts. The first is the obvious decrease in lynchings over time. The second is the absence of a correlation between lynchings and Klan membership: there were actually *more* lynchings of blacks between 1900 and 1909, when the Klan was dormant, than during the 1920s, when the Klan had millions of members—which suggests that the Ku Klux Klan carried out far fewer lynchings than is generally thought.

Third, relative to the size of the black population, lynchings were exceedingly rare. To be sure, one lynching is one too many*. But by the turn of the century, lynchings were hardly the everyday occurrence that they are often remembered as. Compare the 281 victims of lynchings in the 1920s to the number of black infants who died as a result of malnutrition, pneumonia, diarrhea, and the like. As of 1920, about 13 out of every 100 black children died in infancy, or roughly 20,000 children each year—compared to 28 people who were lynched in a year. As late as 1940, about 10,000 black infants died each year.

What larger truths do these lynching figures suggest? What does it mean that lynchings were relatively rare and that they fell pre-

FREAKONOMICS

cipitously over time, even in the face of a boom in Klan membership?

The most compelling explanation is that all those earl}' lynchings *worked*. White racists—whether or not they belonged to the Ku Klux Klan—had through their actions and their rhetoric developed a strong incentive scheme that was terribly clear and terribly frightening. If a black person violated the accepted code of behavior, whether by talking back to a trolley driver or daring to try to vote, he knew he might well be punished, perhaps by death.

So by the mid-1940s, when Stetson Kennedy joined up, the Klan didn't really *need* to use as much violence. Many blacks, having long been told to behave like second-class citizens—or else—simply obliged. One or two lynchings went a long way toward inducing docility among even a large group of people, for people respond strongly to strong incentives. And there are few incentives more powerful than the fear of random violence—which, in essence, is why terrorism is so effective.

But if the Ku Klux Klan of the 1940s wasn't uniformly violent, what was it? The Klan that Stetson Kennedy found was in fact a sorry fraternity of men, most of them poorly educated and with poor prospects, who needed a place to vent—and an excuse for occasional!}' staying out all night. That their fraternity engaged in quasi-religious chanting and oath taking and hosanna hailing, all of it top secret, made it that much more appealing.

Kennedy also found the Klan to be a slick money-making operation, at least for those near the top of the organization. Klan leaders had any number of revenue sources: thousands of dues-paying rank-and-file members; business owners who hired the Klan to scare off the unions or who paid the Klan protection money; Klan rallies that generated huge cash donations; even the occasional gunrunning or moonshine operation. Then there were rackets like the Klan's Death

Benefit Association, which sold insurance policies to Klan members and accepted only cash or personal checks made out to the Grand Dragon himself.

After just a few weeks inside the Klan, Kennedy was eager to hurt it any way he could. When he heard about Klan plans for a union-busting rally, he fed the information to a union friend. He passed along Klan information to the assistant attorney general of Georgia, an established Klan buster. After researching the Klan's corporate charter, Kennedy wrote to the governor of Georgia suggesting the grounds upon which the charter should be revoked: the Klan had been designated a non-profit, non-political organization, but Kennedy had proof that it was clearly devoted to both profits and politics.

None of Kennedy's efforts produced the desired effect. The Klan was so entrenched and broad-based that Kennedy felt as if he were tossing pebbles at a giant. And even if he could somehow damage the Klan in Atlanta, the thousands of other chapters around the country—the Klan was by now in the midst of a serious revival—would go untouched.

Kennedy was supremely frustrated, and out of this frustration was born a stroke of brilliance. He had noticed one day a group of young boys playing some kind of spy game in which they exchanged silly secret passwords. It reminded him of the Klan. Wouldn't it be nice, he thought, to get the Klan's passwords and the rest of its secrets into the hands of kids all across the country? What better way to defang a secret society than to infantilize—and make public—its most secret information? (Coincidentally, in *Birth of a Nation*, a former Confederate soldier is inspired to start the Klan when he sees a pair of white children hide under a sheet to scare a group of black children.)

Kennedy thought of the ideal outlet for this mission: the *Adventures of Superman* radio show, broadcast each night at dinnertime to millions of listeners nationwide. He contacted the show's producers

FREAKONOMICS

and asked if they would like to write some episodes about the Ku Klux Klan. The producers were enthusiastic. Superman had spent years fighting Hitler and Mussolini and Hirohito, but with the war over, he was in need of fresh villains.

Kennedy began feeding his best Klan information to the *Superman* producers. He told them about Mr. Ayak and Mr. Akai, and he passed along overheated passages from the Klan's bible, which was called the Kloran. (Kennedy never did learn why a white Christian supremacist group would give its bible essentially the same name as the most holy book of Islam.) He explained the role of Klan officers in any local Klavern: the Klaliff (vicepresident), Klokard (lecturer), Kludd (chaplain), Kligrapp (secretary), Klabee (treasurer), Kladd (conductor), Klarogo (inner guard), Klexter (outer guard), the Klokann (a five-man investigative committee), and the Klavaliers (the strong-arm group to which Kennedy himself belonged, and whose captain was called Chief Ass Tearer). He spelled out the Klan hierarchy as it proceeded from the local to the national level: an Exalted Cyclops and his twelve Terrors; a Great Titan and his twelve Furies; a Grand Dragon and his nine Hydras; and the Imperial Wizard and his fifteen Genii. And Kennedy told the producers the current passwords, agenda, and gossip emanating from his own Klan chapter, Nathan Bedford Forrest Klavern No. 1, Atlanta, Realm of Georgia.

The radio producers began to write four weeks' worth of programs in which Superman would wipe out the Ku Klux Klan.

Kennedy couldn't wait for the first Klan meeting after the show hit the air. Sure enough, the Klavern was in distress. The Grand Dragon tried to run a normal meeting but the rank and file shouted him down. "When I came home from work the other night," one of them complained, "there was my kid and a bunch of others, some with towels tied around their necks like capes and some with pillowcases over their heads. The ones with capes was chasing the ones with pil-

lowcases all over the lot. When I asked them what they* were doing, the\ said they were playing a new kind of cops and robbers called Superman against the Klan. Gangbusting, the}'called it! Knew all our secret passwords and everything, t never felt so ridiculous in all my life! Suppose my own kid finds my Klan robe some day?"

The Grand Dragon promised to expose the Judas in their midst.

"The damage has already been done," said one Klansman.

"Our sacred ritual being profaned by a bunch of kids on the radio!" said the Kladd.

"They didn't put it *all on* the air," the Grand Dragon offered.

"What they didn't broadcast wasn't worth broadcasting," said the Kladd.

The Dragon suggested they change their password immediately, from "red-blooded" to "death to traitors."

After that night's meeting, Kennedy phoned in the new password to the *Superman* producers, who promised to write it into the next show. At the following week's Klan meeting, the room was nearly empty, applications for new membership had fallen to zero.

Of all the ideas that Kennedy had thought up—and would think up in the future—to fight bigotry, his *Superman* campaign was easily the cleverest and probably the most productive. It had the precise effect he hoped: turning the Klan's secrecy against itself, converting precious knowledge into ammunition for mockery. Instead of roping in millions of members as it had just a generation earlier, the Klan lost momentum and began to founder. Although the Klan would never quite die, especially down South—David Duke, a smooth-talking Klan leader from Louisiana, mounted legitimate bids for the U.S. Senate and other offices—it was also never quite the same. In *The Fiery Cross: The Ku Klux Klan in America*, the historian Wyn Craig Wade calls Stetson Kennedy "the single most important factor in preventing a postwar revival of the Ku Klux Klan in the North."

FREAKONOMICS

This did not happen because Kennedy was courageous or resolute or unflappable, even though he was all of these. It happened because Kennedy understood the raw power of information. The Ku Klux Klan was a group whose power—much like that of politicians or real-estate agents or stockbrokers—was derived in large part from the fact that it hoarded information. Once that information falls into the wrong hands (or, depending on your point of view, the *right* hands), much of the group's advantage disappears.

In the late 1990s, the price of term life insurance fell dramatically. This posed something of a mystery, for the decline had no obvious cause. Other types of insurance, including health and automobile and homeowners' coverage, were certainly not falling in price. Nor had there been any radical changes among insurance companies, insurance brokers, or the people who buy term life insurance. So what happened?

The Internet happened—in the spring of 1996, Quotesmith.com became the first of several websites that enabled a customer to compare, within seconds, the price of term life insurance sold by dozens of different companies. For such websites, term life insurance was a perfect product. Unlike other forms of insurance—including whole life insurance, which is a far more complicated financial instrument—term life policies are fairly homogeneous: one thirty-year, guaranteed policy for \$1 million is essentially identical to the next. So what really matters is the price. Shopping around for the cheapest policy, a process that had been convoluted and time-consuming, was suddenly made simple. With customers able to instantaneously find the cheapest policy, the more expensive companies had no choice but to lower their prices. Suddenly customers were paying \$1 billion less a year for term life insurance.

It is worth noting that these websites only listed prices; they didn't

even sell the policies. So it wasn't really insurance they* were peddling. Like Stetson Kennedy, they were dealing in information. (Had the Internet been around when Kennedy infiltrated the Klan, he probably would have rushed home after each meeting and blogged his brains out.) To be sure, there are differences between exposing the Ku Klux Klan and exposing insurance companies' high premiums. The Klan trafficked in secret information whose secrecy engendered fear, while insurance prices were less a secret than a set of facts dispensed in a way that made comparisons difficult. But in both instances, the dissemination of the information diluted its power. As Supreme Court Justice Louis D. Brandeis once wrote, "Sunlight is said to be the best of disinfectants."

Information is a beacon, a cudgel, an olive branch, a deterrent, depending on who wields it and how. Information is so powerful that the *assumption* of information, even if the information does not actually* exist, can have a sobering effect. Consider the case of a one-day-old car.

The day that a car is driven off the lot is the worst day in its life, for it instantly loses as much as a quarter of its value. This might seem absurd, but we know it to be true. A new car that was bought for \$20,000 cannot be resold for more than perhaps \$15,000. Why? Because the only person who might logically want to resell a brand-new car is someone who found the car to be a lemon. So even if the car isn't a lemon, a potential buyer assumes that it is. He assumes that the seller has some information about the car that he, the buyer, does not have—and the seller is punished for this assumed information.

And if the car *is* a lemon? The seller would do well to wait a year to sell it. By then, the suspicion of lemonness will have faded; by then, some people will be selling their perfectly good year-old cars, and the lemon can blend in with them, likely selling for more than it is truly worth.

It is common for one party to a transaction to have better informa-

FREAKONOMICS

tion than another party. In the parlance of economists, such a case is known as an information asymmetry. We accept as a verity of capitalism that someone (usually an expert) knows more than someone else (usually a consumer). But information asymmetries everywhere have in fact been mortally wounded by the Internet.

Information is the currency of the Internet. As a medium, the Internet is brilliantly efficient at shifting information from the hands of those who have it into the hands of those who do not. Often, as in the case of term life insurance prices, the information existed but in a woefully scattered way. (In such instances, the Internet acts like a gigantic horseshoe magnet waved over an endless sea of haystacks, plucking the needle out of each one.) Just as Stetson Kennedy accomplished what no journalist, do-gooder, or prosecutor could, the Internet has accomplished what no consumer advocate could: it has vastly shrunk the gap between the experts and the public.

The Internet has proven particularly fruitful for situations in which a face-to-face encounter with an expert might actually *exacerbate* the problem of asymmetrical information—situations in which an expert uses his informational advantage to make us feel stupid or rushed or cheap or ignoble. Consider a scenario in which your loved one has [use died and now the funeral director—who knows that you know next to nothing about his business and are under emotional duress to boot—steers you to the \$7,000 mahogany casket. Or consider the automobile dealership: the salesman does his best to obscure the car's base price under a mountain of add-ons and incentives. Later, however, in the cool-headed calm of your home, you can use the Internet to find out exactly how much the dealer paid the manufacturer for that car. Or you might just log on to www.TributeDirect.com and buy that mahogany casket yourself for just \$3,200, delivered overnight. Unless you decide to spend \$2,995 for "The Last Hole" (a casket with golf scenes) or "Memories of the

Hunt" (featuring big-racked bucks and other pre')) or one of the much cheaper models that the funeral director somehow failed even to mention.

The Internet, powerful as it is, has hardly slain the beast that is information asymmetry. Consider the so-called corporate scandals of the early 2000s. The crimes committed by Enron included hidden partnerships, disguised debt, and the manipulation of energy markets. Henry Blodget of Merrill Lynch and Jack Grubman of Salomon Smith Barney wrote glowing research reports of companies they knew to be junk. Frank Quattrone of Credit Suisse First Boston covered up an investigation into how his company dished out shares of hot initial public offerings. Sam Waksal dumped his tmClone stock when he got early word of a damaging report from the Food and Drug Administration; his friend Martha Stewart also dumped her shares, then lied about the reason. WorldCom and Global Crossing fabricated billions of dollars in revenues to pump up their stock prices. One group of mutual fund companies let preferred customers trade at preferred prices, and another group was charged with hiding management fees.

Though extraordinarily diverse, these crimes all have a common trait: they were sins of information. Most of them involved an expert, or a gang of experts, promoting raise information or hiding true information; in each case the experts were trying to keep the information asymmetry as asymmetrical as possible.

The practitioners of such acts, especially in the realm of high finance, inevitably offer this defense: "Everybody else was doing it." Which may be largely true. One characteristic of information crimes is that very few of them are detected. Unlike street crimes, they do not leave behind a corpse or a broken window. Unlike a bagel criminal—that is, someone who eats one of Paul Feldman's bagels but doesn't

FREAKONOMICS

pay—an information criminal typically doesn't have someone like Feldman tallying every nickel. For an information crime to reach the surface, something drastic must happen. When it does, the results tend to be pretty revealing. The perpetrators, after all, weren't thinking about their private actions being made public. Consider the Enron tapes, the secretly recorded conversations of Enron employees that surfaced after the company imploded. During a phone conversation on August 5, 2000, two traders chatted about how a wildfire in California would allow Enron to jack up its electricity prices. "The magical word of the day," one trader said, "is 'Burn, Baby, Burn.' " A few months later, a pair of Enron traders named Kevin and Tom talked about how California officials wanted to make Enron refund the profits of its price gouging.

KEVIN: They're fucking taking all the money back from you guys? All the money you guys stole from those poor grandmas in California?

BOB: Yeah, Grandma Millie, man.

KEVIN: Yeah, now she wants her fucking money back for all the power you jammed right up her ass for fucking \$250 a megawatt hour.

If you were to assume that mam* experts use their information to your detriment, you'd be right. Experts depend on the fact that you don't have the information they do. Or that you are so befuddled by the complexity of their operation that you wouldn't know what to do with the information if you had it. Or that you are so in awe of their expertise that you wouldn't dare challenge them. If your doctor suggests that you have angioplasty—even though some current research suggests that angioplasty often does little to prevent heart attacks—you aren't likely to think that the doctor is using his informational ad-

vantage to make a few thousand dollars for himself or his buddy. But as David Hillis, an interventional cardiologist at the University of Texas Southwestern Medical Center in Dallas, explained to the *New York Times*, a doctor may have the same economic incentives as a car salesman or a funeral director or a mutual fund manager: "If you're an invasive cardiologist and Joe Smith, the local internist, is sending you patients, and if you tell them they don't need the procedure, pretty soon Joe Smith doesn't send patients anymore."

Armed with information, experts can exert a gigantic, if unspoken, leverage: fear. Fear that your children will find you dead on the bathroom floor of a heart attack if you do not have angioplasty surgery. Fear that a cheap casket will expose your grandmother to a terrible underground late. Fear that a \$25,000 car will crumple like a toy in an accident, whereas a 550,000 car will wrap your loved ones in a cocoon of impregnable steel. The fear created by commercial experts may not quite rival the fear created by terrorists like the Ku Klux Klan, but the principle is the same.

Consider a transaction that wouldn't seem, on the surface, to create much tear: selling your house. What's so scary about that? Aside from the fact that selling a house is typically the largest financial transaction in your life, and that you probably have scant experience in real estate, and that you may have an enormous emotional attachment to your house, there are at least two pressing tears: that you will sell the house for far less than it is worth and that you will not be able to sell it at all.

*

In the first case, you fear setting the price too low; in the second, you fear setting it too high. It is the job of your real-estate agent, of course, to find the golden mean. She is the one with all the information: the inventory of similar houses, the recent sales trends, the tremors of the mortgage market, perhaps even a lead on an interested buyer. You feel fortunate to have such a knowledgeable expert as an *alh** in this most confounding enterprise.

FREAKONOMICS

Too bad she sees things differently. A real-estate agent may see you not so much as an ally but as a mark- Think back to the study cited at the beginning of this book, which measured the difference between the sale prices of homes that belonged to real-estate agents themselves and the houses they sold for their clients. The study found that an agent keeps her own house on the market an average ten extra days, waiting for a better offer, and sells it for over 3 percent more than your house—or \$10,000 on the sale of a \$300,000 house. That's \$10,000 going into her pocket that does not go into yours, a nifty profit produced by the abuse of information and a keen understanding of incentives. The problem is that the agent only stands to personally gain an additional \$150 by selling your house for \$10,000 more, which isn't much reward for a lot of extra work- So her job is to convince you that a \$300,000 offer is in fact a very good offer, even a generous one, and that only a fool would refuse it.

This can be tricky. The agent does not want to come right out and call you a fool. So she merely implies it—perhaps by telling you about the much bigger, nicer, newer house down the block that has sat unsold for six months. Here is the agent's main weapon: the conversion of information into fear. Consider this true story, related by John Donohue, a law professor who in 2001 was teaching at Stanford University): "I was [use about to buy a house on the Stanford campus," he recalls, "and the seller's agent kept telling me what a good deal] was getting because the market was about to zoom. As soon as I signed the purchase contract, he asked me if I would need an agent to sell my previous Stanford house. I told him that I would probably try to sell without an agent, and he replied, 'John, that might work under normal conditions, but with the market tanking now, you really need the help of a broker.'"

Within five minutes, a zooming market had tanked. Such are the marvels that can be conjured by an agent in search of the next deal.

Consider now another true story of a real-estate agent's informa-

tion abuse. The tale involves K., a close friend of one of the book's authors. K. wanted to buy a house that was listed at \$469,000. He was prepared to offer \$450,000 but he first called the seller's agent and asked her to name the lowest price that she thought the homeowner might accept. The agent promptly scolded K. "You ought to be ashamed of yourself," she said. "That is clearly a violation of real-estate ethics."

K. apologized. The conversation turned to other, more mundane issues. After ten minutes, as the conversation was ending, the agent told K., "Let me say one last thing. My client is willing to sell this house for a lot less than you might think."

Based on this conversation, K. then offered \$425,000 for the house instead of the \$450,000 he had planned to offer. In the end, the seller accepted \$430,000. Thanks to *his own agents* intervention, the seller lost at least \$20,000. The agent, meanwhile, only lost \$300—a small price to pay to ensure that she would quickly and easily lock up the sale, which netted her a commission of \$6,450.

So a big part of a real-estate agent's job, it would seem, is to persuade the homeowner to sell for less than he would like while at the same time letting potential buyers know that a house can be bought for less than its listing price. To be sure, there are more subtle means of doing so than coming right out and telling the buyer to bid low. The study of real-estate agents cited above also includes data that reveals how agents convey information through the for-sale ads they write. A phrase like "well maintained," for instance, is as full of meaning to an agent as "Mr. Ayak" was to a Klansman; it means that a house is old but not quite falling down. A savvy buyer will know this (or find out for himself once he sees the house), but to the sixty-five-year-old retiree who is selling his house, "well maintained" might sound like a compliment, which is just what the agent intends.

An analysis of the language used in real-estate ads shows that certain words are powerfully correlated with the final sale price of

FREAKONOMICS

a house. This doesn't necessarily mean that labeling a house "well maintained" *causes* it to sell for less than an equivalent house. It does, however, indicate that when a real-estate agent labels a house "well maintained," she is subtly encouraging a buyer to bid low.

Listed below are ten terms commonly used in real-estate ads. Five of them have a strong positive correlation to the ultimate sales price, and five have a strong negative correlation. Guess which are which.

Ten Common Real-Estate Ad Terms

Fantastic
Granite
Spacious
State-of-the-Art
;
Corian
Charming
Maple
Great Neighborhood
Gourmet

A "fantastic" house is surely fantastic enough to warrant a high price, isn't? What about a "charming" and "spacious" house in a "great neighborhood!"? No, no, no, and no. Here's the breakdown:

Five Terms Correlated to a Higher Sales Price

Granite
State-of-the-Art
Corian
Maple
Gourmet

Five Terms Correlated to a Lower Sales Price

Fantastic
Spacious
i
Charming
Great Neighborhood

Three of the five terms correlated with a higher sales price are physical descriptions of the house itself: granite, Corian, and maple. As information goes, such terms are specific and straightforward—and therefore pretty useful. If you like granite, you might like the house; but even if you don't, "granite" certainly doesn't connote a fixer-upper. Nor does "gourmet" or "state-of-the-art," both of which seem to tell a buyer that a house is, on some level, truly fantastic.

"Fantastic," meanwhile, is a dangerously ambiguous adjective, as is "charming." Both these words seem to be real-estate agent code for a house that doesn't have many specific attributes worth describing. "Spacious" homes, meanwhile, are often decrepit or impractical. "Great neighborhood" signals a buyer that, well, *this* house isn't very nice but others nearby may be. And an exclamation point in a real-estate ad is bad news for sure, a bid to paper over real shortcomings with false enthusiasm.

If you study the words in the ad for a real-estate agent's *own* home, meanwhile, you see that she indeed emphasizes descriptive terms (especially "new," "granite," "maple," and "move-in condition") and avoids empty adjectives (including "wonderful," "immaculate," and the telltale "."). Then she patiently waits for the best buyer to come along. She might tell this buyer about a house nearby that just sold for \$25,000 *above* the asking price, or another house that is currently the subject of a bidding war. She is careful to exercise every advantage of the information asymmetry she enjoys.

FREAKONOMICS

But like the funeral director and the car salesman and the life-insurance company, the real-estate agent has also seen her advantage eroded by the Internet. After all, anyone selling a home can now get online and gather her own information about sales trends and housing inventory and mortgage rates. The information has been set loose. And recent sales data show the results. Real-estate agents still get a higher price for their own homes than comparable homes owned by their clients, but since the proliferation of real-estate websites, the gap between the two prices has shrunk by a third.

It would be naive to suppose that people abuse information only when they are acting as experts or agents of commerce. Agents and experts are people too—which suggests that we are likely to abuse information in our personal lives as well, whether by withholding true information or editing the information we choose to put forth. A real-estate agent may wink and nod when she lists a "well-maintained" house, but we each have our equivalent hedges.

Think about how you describe yourself during a job interview versus how you might describe yourself on a first date. (For even more fun, compare that first-date conversation to a conversation with the same person during your tenth year of marriage.) Or think about how you might present yourself if you were going on national television for the first time. What sort of image would you want to project? Perhaps you want to seem clever or kind or good-looking; presumably you *don't* want to come off as cruel or bigoted. During the heyday of the Ku Klux Klan, its members took pride in publicly disparaging anybody who wasn't a conservative white Christian. But public bigotry has since been vastly curtailed. (Stetson Kennedy, now eighty-eight years old, attributes this evolution in some part to his long-ago "Frown Power" campaign.) Even subtle displays of bigotry, if they be-

come public, are now coscly. Trent Lore, the majority leader of the U.S. Senate, learned this in 2002 after making a toast at a one hundredth birthday party for Strom Thurmond, his fellow senator and fellow southerner. Lott made a reference in his toast to Thurmond's 1948 campaign for president, which was built on a platform of segregation; Mississippi—Lott's home state—was one of just four states that Thurmond carried." We're proud of it," Lott told the partygoers. "And if the rest of the country had followed our lead, we wouldn't have had all these problems over all these years either." The implication that Lott was a fan of segregation raised enough of a fury that he was forced to quit his Senate leadership post.

Even if you are a private citizen, you surely wouldn't want to seem bigoted while appearing in public. Might there be a way to test for discrimination in a public setting?

Unlikely as it may seem, the television game show *The Weakest Link* provides a unique laboratory to study discrimination. An import from the United Kingdom, *The Weakest Link* for a short time became wildly popular in the United States. The game includes eight contestants (or, in a later daytime version, six) who each answer trivia questions and compete for a single cash jackpot. But the player who answers the most questions correctly isn't necessarily the player who advances. After each round, every contestant votes to eliminate one other contestant. A player's trivia-answering ability is presumably the only worthwhile factor to consider; race, gender, and age wouldn't seem to matter. But do they? By measuring a contestant's actual votes against the votes that would truly best serve his self-interest, it's possible to tell if discrimination is at play

The voting strategy changes as the game progresses. In the first several rounds, it makes sense to eliminate bad players since the jackpot

FREAKONOMICS

grows only when correct answers are given. In later rounds, the strategic incentives are flipped. The value of building the jackpot is now outweighed by each contestant's desire to win the jackpot. It's easier to do that if you eliminate the other good players. So, roughly speaking, the typical contestant will vote to eliminate the worse players in the early rounds and the better players in the later rounds.

The key to measuring the *Weakest Link* voting data is to tease out a contestant's playing ability from his race, gender, and age. If a young black man answers a lot of questions correctly but is voted off early, discrimination would seem to be a factor. Meanwhile, if an elderly white woman doesn't answer a single question correctly and is still not voted off, some sort of discriminatory favoritism would seem to be at play.

Again, keep in mind that all of this is happening on camera. A contestant knows that his friends, family and co-workers are watching. So who, if anyone, is discriminated against on *The Weakest-Link*⁷.

Not, as it turns out, blacks. An analysis of more than 160 episodes reveals that black contestants, in both the early and late rounds of the game, are eliminated at a rate commensurate with their trivia-answering abilities. The same is true for female contestants. In a way, neither of these findings is so surprising. Two of the most potent social campaigns of the past half-century were the civil rights movement and the feminist movement, which demonized discrimination against blacks and women, respectively.

So perhaps, you say hopefully, discrimination was practically eradicated during the twentieth century like polio.

Or more likely, it has become so unfashionable to discriminate against certain groups that all but the most insensitive people take pains to at least *appear* fair-minded, at least in public. This hardly means that discrimination itself has ended—only that people are embarrassed to show it. How might you determine whether the lack of

discrimination against blacks and women represents a true absence or just a charade? The answer can be found by looking at other groups that society doesn't protect as well. Indeed, the *Weakest Link* voting data do indicate two kinds of contestants who *are* consistently discriminated against: the elderly and Hispanics.

Among economists, there are two leading theories of discrimination. Interestingly, elderly *Weakest Link* contestants seem to suffer from one type, while Hispanics suffer the other. The first type is called taste-based discrimination, which means that one person discriminates simply because he prefers to not interact with a particular type of other person. In the second type, known as information-based discrimination, one person believes that another type of person has poor skills, and acts accordingly!*

On *The Weakest Link*, Hispanics suffer information-based discrimination. Other contestants seem to view the Hispanics as poor players, even when they are not. This perception translates into Hispanics' being eliminated in the early rounds even if they are doing well and *not* being eliminated in the later rounds, when other contestants want to keep the Hispanics around to weaken the field.

Elderly players, meanwhile, are victims of taste-based discrimination: in the early rounds *and* rounds, they are eliminated far out of proportion to their skills. It seems as if the other contestants—this is a show on which the average age is thirty-four—simply don't want the older players around.

It's quite possible that a typical *Weakest Link* contestant isn't even cognizant of his discrimination toward Hispanics and the elderly (or, in the case of blacks and women, his *tack* of discrimination). He is bound to be nervous, after all, and excited, playing a fast-moving game under the glare of television lights. Which naturally suggest another question: how might that same person express his preferences—and reveal information about himself—in the privacy of his home?

In a given year, some forty million Americans swap intimate truths about themselves with complete strangers. It all happens on Internet dating sites. Some of them, like Match.com, eHarmony.com, and Yahoo Singles, appeal to a broad audience. Others cater to more specific tastes: ChristianSingles.com, JDate.com, LatinMatcher.com, BlackSinglesConnection.com, CountryWesternSingles.com, USMilitarySingles.com, PlusSizeSingles.com, and Gay.com. Dating websites are the most successful subscription-based business on the Internet.

Each site operates a bit differently, but the gist is this: You compose a personal ad about yourself that typically includes a photo, vital statistics, your income range, level of education, likes and dislikes, and so on. If the ad catches someone's fancy, that someone will e-mail you and perhaps arrange a date. On many sites, you also specify your dating aims: "long-term relationship," "a casual lover," or "just looking."

So there are two massive layers of data to be mined here: the information that people include in their ads and the level of response gleaned by any particular ad. Each layer of the data can be asked its own question. In the case of the ads, how forthright (and honest) are people when it comes to sharing their personal information? And in the case of the responses, what kind of information in personal ads is considered the most (and least) desirable?

Two economists and a psychologist recently banded together to address these questions. Ali Hortacsu, Gunter J. Hitsch, and Dan Ariely* analyzed the data from one of the mainstream dating sites, focusing on roughly 30,000 users, half in Boston and half in San Diego. Fifty-seven percent of the users were men, and the median age range for all users was twenty-six to thirty-five. Although they represented an adequate racial mix to reach some conclusions about race, they were predominantly white.

They were also a lot richer, taller, skinnier, and better-looking than average. That, at least, is what they wrote about themselves. More than 4 percent of the online daters claimed to earn more than \$200,000 a year, whereas fewer than 1 percent of typical Internet users actually earn that much, suggesting that three of the four big earners were exaggerating. Male and female users typically reported that they are about an inch taller than the national average. As for weight, the men were in line with the national average, but the women typically said they weighed about twenty pounds less than the national average.

Most impressively, fully 70 percent of the women claimed "above average" looks, including 24 percent claiming "very good looks." The online men too were gorgeous: 67 percent called themselves "above average," including 21 percent with "very good looks." This leaves only about 30 percent of the users with "average" looks, including a paltry 1 percent with "less than average" looks—which suggests that the typical online dater is either a fabulist, a narcissist, or simply resistant to the meaning of "average." (Or perhaps they are all just realists: as any real-estate agent knows, the typical house isn't "charming" or "fantastic," but unless you say it is, no one will even bother to take a look.) Twenty-eight percent of the women on the site said they were blond, a number far beyond the national average, which indicates a lot of dyeing, or lying, or both.

Some users, meanwhile, were brazenly honest. Eight percent of the men—about 1 in every 12—conceded that they were married, with half of these 8 percent reporting that they were "happily married." But the fact that they were honest doesn't mean they were rash. Of the 258 "happily married" men in the sample, only 9 chose to post a picture of themselves. The reward of gaining a mistress was evidently outweighed by the risk of having your wife discover your personal ad. ("And what were *you* doing on that website?" the husband might bluster, undoubtedly to little avail.)

FREAKONOMICS

Of the many ways to fail on a dating website, not posting a photo of yourself is perhaps the most certain. (Not that the photo necessarily *is* a photo of yourself; it may well be some better-looking stranger, but such deception would obviously backfire in time.) A man who does not include his photo gets only one-fourth the volume of e-mail response of a man who does; a woman who doesn't include her photo gets only one-sixth the response. A low-income, poorly educated, unhappily employed, not-very-attractive, slightly overweight, and balding man who posts his photo stands a better chance of gleaning some e-mails than a man who says he makes \$200,000 and is deadly handsome but doesn't post a photo. There are plenty of reasons someone might not post a photo—he's technically challenged or is ashamed of being spotted by friends or is just plain unattractive—but as in the case of a brand-new car with a for-sale sign, prospective customers will assume he's got something seriously wrong under the hood.

Getting a date is hard enough as it is. Fifty-seven percent of the men who post ads don't receive even one e-mail; 23 percent of the women don't get a single response. The traits that do draw a big response, meanwhile, will not be a big surprise to anyone with even a passing knowledge of the sexes. In fact, the preferences expressed by online daters fit snugly with the most common stereotypes about men and women.

For instance, men who say they want a long-term relationship do much better than men looking for an occasional lover. But women looking for an occasional lover do great. For men, a woman's looks are of paramount importance. For women, a man's income is terribly important. The richer a man is, the more e-mails he receives. But a woman's income appeal is a bell-shaped curve: men do not want to date low-earning women, but once a woman starts earning too much, they seem to be scared off. Men want to date students, artists, musicians, veterinarians, and celebrities (while avoiding secretaries, re-

riees, and women in the military and law enforcement). Women do want to date military men, policemen, and firemen (possibly the result of a 9/11 Effect, like the higher payments to Paul Feldman's bagel business), along with lawyers and financial executives. Women avoid laborers, actors, students, and men who work in food services or hospitality. For men, being short is a big disadvantage (which is probably why so many lie about it), but weight doesn't much matter. For women, being overweight is deadly (which is probably why *they* lie). For a man, having red hair or curly hair is a downer, as is baldness—but a shaved head is okay. For a woman, salt-and-pepper hair is bad, while blond hair is very good. In the world of online dating, a headful of blond hair on a woman is worth about the same as having a college degree—and, with a \$100 dye job versus a \$100,000 tuition bill, an awful lot cheaper.

In addition to all the information about income, education, and looks, men and women on the dating site listed their race. They were also asked to indicate a preference regarding the race of their potential dates. The two preferences were "the same as mine" or "it doesn't matter." Like the *Weakest Link* contestants, the website users were now publicly declaring how they talk about people who didn't look like them. They would act on their *actual* preferences later, in confidential e-mails to the people they wanted to date.

Roughly half of the white women on the site and 50 percent of the white men declared that race didn't matter to them. But the response data tell a different story. The white men who said that race didn't matter sent 90 percent of their e-mail queries to white women. The white women who said race didn't matter sent about 97 percent of their e-mail queries to white men.

Is it possible that race really didn't matter for these white women and men and that they simply never happened to browse a nonwhite date that interested them? Or, more likely, did they say that race didn't

FREAKONOMICS

matter because they' wanted to come across—especially to potential mates of their own race—as open-minded?

The gulf between the information we publicly proclaim and the information we know to be true is often vast. (Or, put a more familiar way: we say one thing and do another.) This can be seen in personal relationships, in commercial transactions, and of course in politics.

By now we are fully accustomed to the false public proclamations of politicians themselves. But voters He too. Consider an election between a black candidate and a white candidate. Might white voters lie to pollsters, claiming they will vote for the black candidate in order to appear more color-blind than they actually are? Apparent!}* so. In New York City's 1989 mayoral race between David Dinkins (a black candidate) and Rudolph Giuliani (who is white), Dinkins won by only a few points. Although Dinkins became the city's first black mayor, his slender margin of victory came as a surprise, for pre-election polls showed Dinkins winning by nearly 15 points. When the white supremacist David Duke ran for the U.S. Senate in 1990, he garnered nearly 20 percent more of the vote than pre-election polls had projected, an indication that thousands of Louisiana voters did not want to admit their preference for a candidate with racist views.

Duke, though he never won the high political office he often sought, proved himself a master of information abuse. As Grand Wizard of the Knights of the Ku KluxKlan, he was able to compile a mailing list of thousands of rank-and-file Klansmen and other supporters who would eventually become his political base. Not content to use the list only for himself, he sold it for \$150,000 to the governor of Louisiana. Years later, Duke would once again use the list himself, letting his supporters know that he'd fallen on hard times and needed their donations. In this way Duke was able to raise hundreds of thou-

sands of dollars for his continuing work in the field of white supremacy*. He had explained to his supporters in a letter that he was so broke that the bank was trying to repossess his house.

In truth, Duke had already sold his house for a solid profit. (It isn't known whether he used a real-estate agent.) And most of the money he raised from his supporters was being used not to promote any white supremacist cause but rather to satisfy Duke's gambling habit. It was a sweet little scam he was running—until he was arrested and sent to federal prison in Big Spring, Texas.

Levitt fits everywhere and nowhere. He is a noetic Dutterfly that no one has pinned clown (he was once offered a job on the Clinton economic team, and the 2000 Bush campaign asked him about being a crime advisor) but who is claimed by all. He has come to be acknowledged as a master of the simple, clever solution. He is the guy who, in the slapstick scenario, sees all the engineers futzing with a broken machine-and then realizes that no one has thought to plug it in.

-TIENEW YORK TIMES MAGAZINE, AUGUST 3. 2003

O Why Do Drug Dealers Still Live with Their Moms?

The two previous chapters were built around a pair of admittedly freakish questions: *What do schoolteachers and sumo wrestlers have in common?* and *How is the Ku Klux Klan like a group of real-estate agents?* But if you ask enough questions, strange as they seem at the time, you may eventually learn something worthwhile.

The first trick of asking questions is to determine if your question is a good one. Just because a question has never been asked does not make it good. Smart people have been asking questions for quite a few centuries now, so many of the questions that *haven't* been asked are bound to yield uninteresting answers.

But if you can question something that people really care about and find an answer that may surprise them—that is, if you can overturn the conventional wisdom—then you may have some luck.

It was John Kenneth Galbraith, the hyperliterate economic sage, who coined the phrase "conventional wisdom." He did not consider it a compliment. "We associate truth with convenience," he wrote,

FREAKONOMICS

"with what most closely accords with self-interest and personal well-being or promises best to avoid awkward effort or unwelcome dislocation of life. We also find highly acceptable what contributes most to self-esteem." Economic and social behavior, Galbraith continued, "are complex, and to comprehend their character is mentally tiring. Therefore we adhere, as though to a raft, to those ideas which represent our understanding."TM

So the conventional wisdom in Galbraith's view must be simple, convenient, comfortable, and comforting—though not necessarily true. It would be silly to argue that the conventional wisdom is *never* true. But noticing where the conventional wisdom may be false—noticing, perhaps, the contrails of sloppy or self-interested thinking—is a nice place to start asking questions.

Consider the recent history of homelessness in the United States. In the early 1980s, an advocate for the homeless named Mitch Snyder took to saying that there were about 3 million homeless Americans. The public duly sat up and took notice. More than 1 of every 100 people were homeless? That sure seemed high, but. . . well, the expert said it. A heretofore quiescent problem was suddenly catapulted into the national consciousness. Snyder even testified before Congress about the magnitude of the problem. He also reportedly told a college audience that 45 homeless people die each second—which would mean a whopping 1.4 billion dead homeless every year. (The U.S. population at the time was about 225 million.) Assuming that Snyder misspoke or was misquoted and meant to say that *one* homeless person died *every forty-five seconds*, that's still 701,000 dead homeless people every year—roughly one-third of all deaths in the United States. Hmm. Ultimately, when Snyder was pressed on his figure of 3 million homeless, he admitted that it was a fabrication. Journalists had been hounding him for a specific number, he said, and he hadn't wanted them to walk away empty-handed.

It may be sad but not surprising to learn that experts like Snyder can be self-interested to the point of deceit. But they cannot deceive on their own. Journalists need experts as badly as experts need journalists. Every day there are newspaper pages and television newscasts to be filled, and an expert who can deliver a jarring piece of wisdom is always welcome. Working together, journalists and experts are the architects of much conventional wisdom.

Advertising too is a brilliant tool for creating conventional wisdom. Listerine, for instance, was invented in the nineteenth century as a powerful surgical antiseptic. It was later sold, in distilled form, as a floor cleaner and a cure for gonorrhea. But it wasn't a runaway success until the 1920s, when it was pitched as a solution for "chronic halitosis"—a then obscure medical term for bad breath. Listerine's new ads featured forlorn young women and men, eager for marriage but turned off by their mate's rotten breath. "Can I be happy with him in spite of *tmfC*?" one maiden asked herself. Until that time, bad breath was not conventionally considered such a catastrophe. But Listerine changed that. As the advertising scholar James B. Twitchell writes, "Listerine did not make mouthwash as much as it made halitosis." In just seven years, the company's revenues rose from \$115,000 to more than \$8 million.

However created, the conventional wisdom can be hard to budge. Paul Krugman, the *New York Times* columnist and devout critic of George W. Bush, bemoaned this fact as the President's reelection campaign got under way in early 2004: "The approved story line about Mr. Bush is that he's a bluff, honest, plainspoken guy, and anecdotes that fit that story get reported. But if the conventional wisdom were instead that he's a phony, a silver-spoon baby who pretends to be a cowboy, journalists would have plenty of material to work with."

In the months leading up to U.S. invasion of Iraq in 2003, dueling

FREAKONOMICS

experts floated diametrically opposite forecasts about Iraq's weapons of mass destruction. But more often, as with Mitch Snyder's homeless "statistics," one side wins the war of conventional wisdom. Women's rights advocates, for instance, have hyped the incidence of sexual assault, claiming that one in three American women will in their lifetime be a victim of rape or attempted rape. (The actual figure is more like one in eight—but the advocates know it would take a callous person to publicly dispute their claims.) Advocates working for the cures of various tragic diseases regularly do the same. Why not? A ~~le~~—de creative lying can draw attention, indignation, and—perhaps most important—the money and political capital to address the actual problem.

Of course an expert, whether a women's health advocate or a political advisor or an advertising executive, tends to have different incentives than the rest of us. And an expert's incentives may shift 180 degrees, depending on the situation.

Consider the police. A recent audit discovered that the police in Atlanta were radically underreporting crime since the early 1990s. The practice apparently began when Atlanta was working to land the 1996 Olympics. The city needed to shed its violent image, and fast. So each year thousands of crime reports were either downgraded from violent to nonviolent or simply thrown away. (Despite these continuing efforts—there were more than 22,000 missing police reports in 2002 alone—Atlanta regularly ranks among the most violent American cities.)

Police in odier cities, meanwhile, were spinning a different story during the 1990s. The sudden, violent appearance of crack cocaine had police departments across the country scrapping for resources. They made it known that it wasn't a fair fight: the drug dealers were armed with state-of-the-art weapons and a bottomless supply of cash. This emphasis on illicit cash proved to be a winning effort, for

nothing infuriated the law-abiding populace more than the image of the millionaire crack dealer. The media eagerly glommed on to this story, portraying crack dealing as one of the most profitable jobs in America.

But if you were to have spent a little time around the housing projects where crack was so often sold, you might have noticed something strange: not only did most of the crack dealers still live in the projects, but most of them still lived at home with their moms. And then you may have scratched your head and said, "Why is that?"

The answer lies in finding the right data, and the secret to finding the right data usually means finding the right person—more easily said than done. Drug dealers are rarely trained in economics, and economists rarely hang out with crack dealers. So the answer to this question begins with finding someone who *did* among the drug dealers and managed to walk away with the secrets of their trade.

Sudhir Venkatesh—his boyhood friends called him Sid, but he has since reverted to Sudhir—was born in India, raised in the suburbs of upstate New York and southern California, and graduated from the University of California at San Diego with a degree in mathematics. In 1989 he began to pursue his PhD in sociology at the University of Chicago. He was interested in understanding how young people form their identities; to that end, he had just spent three months following the Grateful Dead around the country. What he was not interested in was the grueling fieldwork that typifies sociology.

But his graduate advisor, the eminent poverty scholar William Julius Wilson, promptly sent Venkatesh into the field. His assignment: to visit Chicago's poorest black neighborhoods with a clipboard and a seventy-question, multiple-choice survey. This was the first question on the survey:

FREAKONOMICS

How do you feel about being black and poor?

- a. Very bad
- b. Bad
- c. Neither bad nor good
- d. Somewhat good
- e. Very good

One day Venkatesh walked twenty blocks from the university to a housing project on the shore of Lake Michigan to administer his survey. The project comprised three sixteen-story buildings made of yellow-gray brick. Venkatesh soon discovered that the names and addresses he had been given were badly outdated. These buildings were condemned, practically abandoned. Some families lived on the lower floors, pirating water and electricity, but the elevators didn't work. Neither did the lights in the stairwell. It was late afternoon in early winter, nearly dark outside.

Venkatesh, who is a thoughtful, handsome, and well built but not aberrationally brave person, had made his way up to the sixth floor, trying to find someone willing to take his survey. Suddenly, on the stairwell landing, he startled a group of teenagers shooting dice. They turned out to be a gang of junior-level crack dealers who operated out of the building, and they were not happy to see him.

"I'm a student at the University of Chicago,* Venkatesh sputtered, sticking to his survey script, "and I am administering—"

"Fuck you, nigger, what are you doing in our stairwell?"

There was an ongoing gang war in Chicago. Things had been violent lately, with shootings nearly every day. This gang, a branch of the Black Gangster Disciple Nation, was plainly on edge. They didn't know what to make of Venkatesh. He didn't *seem* to be a member of a rival gang. But maybe he was some kind of spy? He certainly wasn't a

cop. He wasn't black, wasn't white. He wasn't exactly threatening—he was armed only with his clipboard—but he didn't seem quite harmless either. Thanks to his three months trailing the Grateful Dead, he still looked, as he would later put it, "like a genuine freak, with hair down to my ass,"

The gang members started arguing over what should be done with Venkatesh. Let him go? But if he *did* tell the rival gang about this stairwell hangout, they'd be susceptible to a surprise attack. One jittery kid kept wagging something back and forth in his hands—in the dimming light, Venkatesh eventually realized it was a gun—and muttering, "Let me have him, let me have him." Venkatesh was very, very scared.

The crowd grew, bigger and louder. Then an older gang member appeared. He snatched the clipboard from Venkatesh's hands and, when he saw that it was a written questionnaire, looked puzzled.

"I can't read any of this shit," he said.

"That's because you can't *read*" said one of the teenagers, and everyone laughed at the older gangster.

He told Venkatesh to go ahead and ask him a question from the survey. Venkatesh led with the how-does-it-feel-to-be-black-and-poor question. It was met with a round of guffaws, some angrier than others. As Venkatesh would later tell his university colleagues, he realized that the multiple-choice answers A through E were insufficient. In reality, he now knew, the answers should have looked like this:

- a. Very bad
- *
b. Bad
- c. Neither bad nor good
- d. Somewhat good
- e. Very good
- f. Fuck you

FREAKONOMICS

Just as things were looking their bleakest for Venkatesh, another man appeared. This was J. T., the gang's leader. J. T. wanted to know what was going on. Then he told Venkatesh to read him the survey question. He listened but then said he couldn't answer the question because he wasn't black.

"Well then," Venkatesh said, "how does it feel to *be African American* and poor?"

"I ain't no African American either, you idiot. I'm a *nigger*" J. T. then administered a lively though not unfriendly taxonomical lesson in "nigger" versus "African American" versus "black." When he was through, there was an awkward silence. Still nobody seemed to know what to do with Venkatesh. J. T., who was in his late twenties, had cooled down his subordinates, but he didn't seem to want to interfere directly with their catch. Darkness fell and J. T. left. "People don't come out of here alive," the jittery teenager with the gun told Venkatesh. "You know that, don't you?"

As night deepened, his captors eased up. They gave Venkatesh one of their beers, and then another and another. When he had to pee, he went where the)* went—on the stairwell landing one floor up. J. T. stopped by a few times during the night but didn't have much to say. Daybreak came and then noon. Venkatesh would occasionally try to discuss his survey, but the young crack dealers just laughed and told him how stupid his questions were. Finally, nearly twenty-four hours after Venkatesh stumbled upon them, they set him free.

He went home and took a shower. He was relieved but he was also curious. It struck Venkatesh that most people, including him sell; had never given much thought to the daily life of ghetto criminals. He was now eager to learn how the Black Disciples worked, from top to bottom.

After a few hours, he decided to walk back to the housing project. By now he had thought of some better questions to ask.

Having seen firsthand that the conventional method of data gathering was in this case absurd, Venkatesh vowed to scrap his questionnaire and embed himself with the gang. He tracked down J. T. and sketched out his proposal. J. T. thought Venkatesh was crazy, literally—a university student wanting to cozy up to a crack gang? But he also admired what Venkatesh was after. As it happened, J. T. was a college graduate himself, a business major. After college, he had taken a job in the Loop, working in the marketing department of a company that sold office equipment. But he felt so out of place there—like a white man working at Afro Sheen headquarters, he liked to say—that he quit. Still, he never forgot what he learned. He knew the importance of collecting data and finding new markets; he was always on the lookout for better management strategies. It was no coincidence, in other words, that J. T. was the leader of this crack gang. He was bred to be a boss.

After some wrangling, J. T. promised Venkatesh unfettered access to the gangs operations as long as J. T. retained veto power over any information that, if published, might prove harmful.

When the yellow-gray buildings on the lakefront were demolished, shortly after Venkatesh's first visit, the gang relocated to another housing project even deeper in Chicago's south side. For the next six years, Venkatesh practically lived there. Under J. T.'s protection he watched the gang members up close, at work and at home. He asked endless questions. Sometimes the gangsters were annoyed by his curiosity, more often they took advantage of his willingness to listen. "It's a war out here, man," one dealer told him. "I mean, every day people struggling to survive, so you know, we just do what we can. We ain't got no choice, and if that means getting killed, well shit, it's what niggers do around here to feed their family."

Venkatesh would move from one family to the next, washing their dinner dishes and sleeping on the floor. He bought to*^s for their

FREAKONOMICS

children; he once watched a woman use her baby's bib to sop up the blood of a teenaged drug dealer who was shot to death in front of Venkatesh. William Julius Wilson, back at the U. of C, was having regular nightmares on Venkatesh's behalf.

Over the years the gang endured bloody turf wars and, eventually, a federal indictment. A member named Booty, who was one rank beneath J. T., came to Venkatesh with a story. Booty was being blamed by the rest of the gang for bringing about the indictment, he told Venkatesh, and therefore suspected that he would soon be killed. (He was right.) But first Booty wanted to do a little atoning. For all the gang's talk about how crack dealing didn't do any harm—the}' even liked to brag that it kept black money in the black community—Booty was feeling guilty. He wanted to leave behind something that might somehow benefit the next generation. He handed Venkatesh a stack of well-worn spiral notebooks—blue and black, the gang's colors. They represented a complete record of four years' worth of the gang's financial transactions. At J. T.'s direction, the ledgers had been rigorously compiled: sales, wages, dues, even the death benefits paid out to the families of murdered members.

At first Venkatesh didn't even want the notebooks. What if the Feds found out he had them—perhaps he'd be indicted too? Besides, what was he supposed to do with the data? Despite his math background, he had long ago stopped thinking in numbers.

Upon completing his graduate work at the University of Chicago, Venkatesh was awarded a three-year stay at Harvard's Society of Fellows. Its environment of sharp thinking and bonhomie—the walnut paneling, the sherry cart once owned by Oliver Wendell Holmes—delighted Venkatesh. He went so far as to become the society's wine steward. And yet he regularly left Cambridge, returning again and again to the crack gang in Chicago. This street-level research made

Venkatesh something of an anomaly. Most of the other young Fellows were dyed-in-the-tweed intellectuals who liked to pun in Greek.

One of the society's aims was to bring together scholars from various fields who might not otherwise have occasion to meet. Venkatesh soon encountered another anomalous young Fellow, one who also failed the society stereotype. This one happened to be an economist who, instead of thinking grand macro thoughts, favored his own list of offbeat micro curiosities. At the very top of his list was crime. And so, within ten minutes of their meeting, Sudhir Venkatesh told Steven Levitt about the spiral notebooks from Chicago and they decided to collaborate on a paper. It would be the first time that such priceless financial data had fallen into an economist's hands, affording an analysis of a heretofore uncharted criminal enterprise.

So how *did* the gang work? An awful lot like most American businesses, actually, though perhaps none more so than McDonald's. In fact, if you were to hold a McDonald's organizational chart and a Black Disciples org chart side by side, you could hardly tell the difference.

The gang that Venkatesh had fallen in with was one of about a hundred branches—franchises, really—of a larger Black Disciples organization. J. T, the college-educated leader of his franchise, reported to a central leadership of about twenty men that was called, without irony, the board of directors. (At the same time that white suburbanites were studiously mimicking black rappers' ghetto culture, black ghetto criminals were studiously mimicking the suburbanites' dads' corp-think.) J. T paid the board of directors nearly 20 percent of his revenues for the right to sell crack in a designated twelve-square-block area. The rest of the money was his to distribute as he saw fit.

Three officers reported directly to J. T: an enforcer (who ensured the gang members' safety), a treasurer (who watched over the gang's

FREAKONOMICS

liquid assets), and a runner (who transported large quantities of drugs and money to and from the supplier). Beneath the officers were the street-level salesmen known as foot soldiers. The goal of a foot soldier was to someday become an officer. J. T. might have had anywhere from twenty-five to seventy-five foot soldiers on his payroll at any given time, depending on the time of year (autumn was the best crack-selling season; summer and Christmastime were slow) and the size of the gang's territory (which doubled at one point when the Black Disciples engineered a hostile takeover of a rival gang's turf). At the very bottom of J. T.'s organization were as many as two hundred members known as the rank and file. They were not employees at all. They did, however, pay dues to the gang—some for protection from rival gangs, others for the chance to eventually earn a job as a foot soldier.

The four years recorded in the gang's notebooks coincided with the peak years of the crack boom, and business was excellent. J. T.'s franchise quadrupled its revenues during this period. In the first year, it took in an average of \$18,500 each month; by the final year, it was collecting \$68,400 a month. Here's a look at the monthly revenues in the third year:

Drug sales	\$24,800
Dues	5,100
Extortionary taxes	2,100
Total monthly revenues	\$32,000

"Drug sales" represents only the money from dealing crack cocaine. The gang did allow some rank-and-file members to sell heroin on its turf but accepted a fixed licensing fee in lieu of a share of profits. (This was off-the-books money and went straight into J. T.'s pocket; he probably skimmed from other sources as well.) The \$5,100 in dues came from rank-and-file members only, since full gang mem-

bers didn't pay dues. The extortionary taxes were paid by other businesses that operated on the gang's turf, including grocery stores, gypsy cabs, pimps, and people selling stolen goods or repairing cars on the street.

Now, here's what it cost J. T., excluding wages, to bring in that 532,000 per month:

Wholesale cost of drugs	\$ 5,000
Board of directors fee	5,000
Mercenary fighters	1,300
Weapons	300
Miscellaneous	<u>2,400</u>
Total monthly nonwage costs	\$14,000

Mercenary fighters were nonmembers hired on short-term contracts to help the gang fight turf wars. The cost of weapons is small here because the Black Disciples had a side deal with local gunrunners, helping them navigate the neighborhood in exchange for free or steeply discounted guns. The miscellaneous expenses include legal fees, parties, bribes, and gang-sponsored "community events." (The Black Disciples worked hard to be seen as a pillar rather than a scourge of the housing-project community.) The miscellaneous expenses also include the costs associated with a gang member's murder. The gang not only paid for the funeral but often gave a stipend of up to three years' wages to the victim's family. Venkatesh had once asked why the gang was so generous in this regard. "That's a fucking stupid question," he was told, " 'cause as long as you been with us, you still don't understand that their families is our families. We can't just leave 'em out. We been knowing these folks our whole lives, man, so we grieve when they grieve. You got to respect the family." There was another reason for the death benefits: the gang feared community back-

FREAKONOMICS

lash (its enterprise was plainly a destructive one) and figured it could buy some goodwill for a few hundred dollars here and there.

The rest of the money the gang took in went to its members, starting with J. T. Here is the single line item in the gang's budget that made J. T. the happiest:

Net monthly profit accruing to leader	\$8,500
---------------------------------------	---------

At \$8,500 per month, J.T.'s annual salary was about \$100,000—tax-free, of course, and not including the various off-the-books money he pocketed. This was a lot more than he earned at his short-lived office job in the Loop. And J. T was just one of roughly 100 leaders at this level within the Black Disciples network. So there were indeed some drug dealers who could afford to live large, or—in the case of the gang's board of directors—*extremely* large. Each of those top 20 bosses stood to earn about \$500,000 a year. (A third of them, however, were typically imprisoned at any time, a significant downside of an up position in an illicit industry.)

So the top 120 men on the Black Disciples' pyramid were paid very well. But the pyramid they sat atop was gigantic. Using J. T.'s franchise as a \ardstick—3 officers and roughly 50 foot soldiers—there were some 5,300 other men working for those 120 bosses. Then there were another 20,000 unpaid rank-and-file members, many of whom wanted nothing more than an opportunity to become a foot soldier. They were even willing to pa)* gang dues to have their chance.

And how well did that dream job pay? Here are the monthly totals for the wages that J. T paid his gang members:

Combined wages paid to all three officers	\$2,100
Combined wages paid to all foot soldiers	7,400
Total monthly gang wages (excluding leader)	\$9,500

So J. T. paid his employees \$9,500, a *combined mombly* salary that was only \$1,000 more than his own official salary. J. T.'s hourly wage was \$66. His three officers, meanwhile, each took home \$700 a month, which works out to about \$7 an hour. And the foot soldiers earned just \$3-30 an hour, less than the minimum wage. So the answer to the original question—if drug dealers make so much money, why are they still living with their mothers?—is that, except for the top cats, they *don't* make much money. The}* had no choice but to live with their mothers. For every big earner, there were hundreds more just scraping along. The top 120 men in the Black Disciples gang represented just 2.2 percent of the full-fledged gang membership but took home well more than half the money.

In other words, a crack gang works pretty much like the standard capitalist enterprise: you have to be near the top of the pyramid to make a big wage. Notwithstanding the leadership's rhetoric about the family nature of the business, the gang's wages are about as skewed as wages in corporate America. A foot soldier had plenty in common with a McDonald's burger flipper or a Wal-Mart shelf stocker. In fact, most of J. T.'s foot soldiers also held minimum-wage jobs in the legitimate sector to supplement their skimpy illicit earnings. The leader of another crack gang once told Venkatesh that he could easily afford to pay his foot soldiers more, but it wouldn't be prudent. "You got all these niggers below you who want your job, you dig?" he said. "So, you know, you try to take care of them, but you know, you also have to show them you the boss. You always have to get yours first, or else you really ain't no leader. If you start taking losses, the}' see you as weak and shit.*

Along with the bad pa}; the foot soldiers faced terrible job conditions. For starters, the}' had to stand on a street corner all day and do business with crackheads. (The gang members were strongly advised against using the product themselves, advice that was enforced by beatings if necessary.) Foot soldiers also risked arrest and, more worri-

FREAKONOMICS

some, violence. Using the gang's financial documents and the rest of Venkatesh's research, it is possible to construct an adverse-events index of J. T.'s gang during the four years in question. The results are astonishingly bleak. If you were a member of J. T.'s gang for all four years, here is the typical fate you would have faced during that period:

Number of times arrested	5-9
Number of nonfatal wounds or injuries (not including injuries meted out by the gang itself for rules violations)	2.4
Chance of being killed	1 in 4

A 1-in-4 chance of being killed! Compare these odds to being a timber cutter, which the Bureau of Labor Statistics calls the most dangerous job in the United States. Over four years' time, a timber cutter would stand only a 1-in-200 chance of being killed. Or compare the crack dealer's odds to those of a death row inmate in Texas, which executes more prisoners than any other state. In 2003, Texas put to death twenty-four inmates—or just 5 percent of the nearly 500 inmates on its death row during that time. Which means that you stand a greater chance of dying while dealing crack in a Chicago housing project than you do while sitting on death row in Texas.

So if crack dealing is the most dangerous job in America, and if the salary is only \$3.30 an hour, why on earth would anyone take such a job?

Well, for the same reason that a pretty Wisconsin farm girl moves to Hollywood. For the same reason that a high-school quarterback wakes up at 5 a.m. to lift weights. They all want to succeed in an extremely competitive field in which, if you reach the top, you are paid a fortune (to say nothing of the attendant glory and power).

To the kids growing up in a housing project on Chicago's south side, crack dealing was a glamour profession. For mam* of them, the job of gang boss—highly visible and highly lucrative—was easily the best job the\ thought the}* had access to. Had they grown up under different circumstances, the}* might have thought about becoming economists or writers. But in the neighborhood where J. T.'s gang operated, the path to a decent legitimate job was practically invisible. Fifty-six percent of the neighborhood's children lived below the poverty line (compared to a national average of 18 percent). Seventy-eight percent came from single-parent homes. Fewer than 5 percent of the neighborhood's adults had a college degree; barely one in three adult men worked at all. The neighborhood's median income was about Si 5,000 a year, well less than half the U.S. average. During the years that Venkatesh lived with J. T.'s gang, foot soldiers often asked his help in landing what they called "a good job": working as a janitor at the University of Chicago.

The problem with crack dealing is the same as in every other glamour profession: a lot of people are competing for a very few prizes. Earning big money in the crack gang wasn't much more likely than the Wisconsin farm girl becoming a movie star or the high-school quarterback playing in the NFL. But criminals, like everyone else, respond to incentives. So if the prize is big enough, the}'will form a line down the block just hoping for a chance. On the south side of Chicago, people wanting to sell crack vastly outnumbered the available street corners.

These budding drug lords bumped up against an immutable law of labor: when there are a lot of people willing and able to do a job, that job generally doesn't pay well. This is one of four meaningful factors that determine a wage. The others are the specialized skills a job requires, the unpleasantness of a job, and the demand for services that the job fulfills.

"Finally, You Have Found The Secret to Making Big Money Playing Online Poker..."

Discover how to Consistently Increase your Bankroll and be One Step ahead of the Game by using Advanced Online Poker Tools

Absolutely FREE!!

- Are you sick of losing money playing online poker?
- Are you tired of depositing money into your account?
- Are you tired of losing sessions?
- **Stop!!**
- I will show you how to make a huge living playing poker
- Honestly, what I am about to show you changed my life...

Holdem Genius


What It does for you:

- Holdem Genius watches you play
- Calculates hand odds, pot odds, and much more in real-time
- Instantly provides ultra-accurate in-game betting advice based on your odds of winning
- Automatically reads all cards in play - no inputs required
- Ideal for playing multiple games at once
- 100% legal and approved by every single major poker room

Why you should use the software:

- Most professional players use the software
- It truly is the secret to online poker success.
- It has a \$100 value
- It is yours for FREE!

[Click Here to Get it For Free!](#)



CALL OR FOLD?
Become a Texas Holdem Genius instantly
and Win More \$\$\$ on Every Hand!
Click Here for **FREE** Download!

FREAKONOMICS

The delicate balance between these factors helps explain why, for instance, the typical prostitute earns more than the typical architect. It may not seem as though she should. The architect would appear to be more skilled (as the word is usually defined) and better educated (again, as usually defined). But little girls don't grow up dreaming of becoming prostitutes, so the supply of potential prostitutes is relatively small. Their skills, while not necessarily "specialized," are practiced in a very specialized context. The job is unpleasant and forbidding in at least two significant ways: the likelihood of violence and the lost opportunity of having a stable family life. As for demand? Let's just say that an architect is more likely to hire a prostitute than vice versa.

In the glamour professions—movies, sports, music, fashion—there is a different dynamic at play. Even in second-tier glamour industries like publishing, advertising, and media, swarms of bright young people throw themselves at grunt jobs that pay poorly and demand unstinting devotion. An editorial assistant earning \$22,000 at a Manhattan publishing house, an unpaid high-school quarterback, and a teenage crack dealer earning \$3-30 an hour are all playing the same game, a game that is best viewed as a tournament.

The rules of a tournament are straightforward. You must start at the bottom to have a shot at the top. (Just as a Major League shortstop probably played Little League and just as a Grand Dragon of the Ku Klux Klan probably started out as a lowly spear-carrier, a drug lord typical!)* began by selling drugs on a street corner.) You must be willing to work long and hard at substandard wages. In order to advance in the tournament, you must prove yourself not merely above average but spectacular. (The way to distinguish yourself differs from profession to profession, of course; while J. T. certainly monitored his foot soldiers' sales performance, it was their force of personality that really counted—more than it would for, say, a shortstop.) And finally, once

you come to the sad realization that you will never make it to the top, you will quit the tournament. (Some people hang on longer than others—witness the graying "actors" who wait tables in New York—but people generally get the message quite early.)

Most of J. T.'s foot soldiers were unwilling to stay foot soldiers for long after they realized they weren't advancing. Especially once the shooting started. After several relatively peaceful years, J. T.'s gang got involved in a turf war with a neighboring gang. Drive-by shootings became a daily event. For a foot soldier—the gang's man on the street—this development was particularly dangerous. The nature of the business demanded that customers be able to find him easily and quickly, if he hid from the other gang, he couldn't sell his crack.

Until the gang war, J. T.'s foot soldiers had been willing to balance the risky, low-paying job with the reward of advancement. But as one foot soldier told Venkatesh, he now wanted to be compensated for the added risk: "Would you stand around here when all this shit is going on? No, right? So if I gonna be asked to put my life on the line, then front me the cash, man. Pay me more 'cause it ain't worth my time to be here when they're warring."

J.T. hadn't wanted this war. For one thing, he was forced to pay his foot soldiers higher wages because of the added risk. Far worse, gang warfare was bad for business. If Burger King and McDonald's launch a price war to gain market share, they partly make up in volume what they lose in price. (Nor is anyone getting shot.) But with a gang war, sales plummet because customers are so scared of the violence that they won't come out in the open to buy their crack. In every way, war was expensive for J. T.

So why did he start the war? As a matter of fact, he didn't. It was his foot soldiers who started it. It turns out that a crack boss didn't have as much control over his subordinates as he would have liked. That's because they had different incentives.

FREAKONOMICS

For J. T., violence was a distraction from the business at hand; he would have preferred that his members never fired a single gunshot. For a foot soldier, however, violence served a purpose. One of the few ways that a foot soldier could distinguish himself—and advance in the tournament—was by proving his mettle for violence. A killer was respected, feared, talked about. A foot soldier's incentive was to make a name for himself, J. T.'s incentive was, in effect, to keep the foot soldiers from doing so. "We try to tell these shorties that they belong to a serious organization," he once told Venkatesh. "It ain't all about lolling. They see these movies and shit, they think it's all about running around tearing shit up. But it's not. You've got to learn to be part of an organization; you can't be fighting all the time. It's bad for business."

In the end, J. T. prevailed. He oversaw the gang's expansion and ushered in a new era of prosperity and relative peace. J. T. was a winner. He was paid well because so few people could do what he did. He was a tall, good-looking, smart, tough man who knew how to motivate people. He was shrewd too, never tempting arrest by carrying guns or cash. While the rest of his gang lived in poverty with their mothers, J. T. had several homes, several women, several cars. He also had his business education, of course. He constantly worked to extend this advantage. That was why he ordered the corporate-style bookkeeping that eventually found its way into Sudhir Venkatesh's hands. No other franchise leader had ever done such a thing. J. T. once showed his ledgers to the board of directors to prove, as if proof were needed, the extent of his business acumen.

And it worked. After six years running his local gang, J. T. was promoted to the board of directors. He was now thirty-four years old. He had won the tournament. But this tournament had a catch that publishing and pro sports and even Hollywood don't have. Selling drugs, after all, is illegal. Not long after he made the board of directors, the

Black Disciples were essentially shut down by a federal indictment—the same indictment that led the gangster named Booty to turn over his notebooks to Venkatesh—and J. T. was sent to prison.

Now for another unlikely question: what did crack cocaine have in common with nylon stockings?

In 1939, when DuPont introduced nylons, countless American women felt as if a miracle had been performed in their honor. Until then, stockings were made of silk, and silk was delicate, expensive, and in ever shorter supply. By 1941, some sixty-four million pairs of nylon stockings had been sold—more stockings than there were adult women in the United States. They* were easily affordable, immensely appealing, practically addictive.

DuPont had pulled off the feat that every marketer dreams of: it brought class to the masses. In this regard, the invention of nylon stockings was markedly similar to the invention of crack cocaine.

In the 1970s, if you were the sort of person who did drugs, there was no classier drug than cocaine. Beloved by rock stars and movie stars, ballplayers and even the occasional politician, cocaine was a drug of power and panache. It was clean, it was white, it was pretty. Heroin was droopy and pot was foggy but cocaine provided a beautiful high.

Alas, it was also very expensive. Nor did the high last long. This led cocaine users to try jacking up the drug's potency. "They did this primarily by freebasing—adding ammonia and ethyl ether to cocaine hydrochloride, or powdered cocaine, and burning it to free up the "base" cocaine. But this could be dangerous. As Richard Pryor famously proved—he nearly killed himself while freebasing—chemistry is best left to chemists.

Meanwhile, cocaine dealers and aficionados across the country.

FREAKONOMICS

and perhaps also in the Caribbean and South America, were working on a safer version of distilled cocaine. They found that mixing powdered cocaine in a saucepan with baking soda and water, and then cooking off the liquid, produced tiny rocks of smokeable cocaine, it came to be called crack for the crackling sound the baking soda made when it was burned. More affectionate nicknames would soon follow: Rock, Kryptonite, Kibbles 'n Bits, Scrabble, and Love. By the early 1980s, the class drug was ready* for the masses. Now only two things were needed to turn crack into a phenomenon: an abundant supply of raw cocaine and a way to get the new product to a mass market.

The cocaine was easy to come by, for the invention of crack coincided with a Colombian cocaine glut. During the late 1970s, the wholesale price of cocaine in the United States fell dramatically, even as its purity was rising. One man, a Nicaraguan emigre named Oscar Danilo Bandon, was suspected of importing far more Colombian cocaine than anyone else. Bandon did so much business with the budding crack dealers of South Central Los Angeles that he came to be known as the Johnny Appleseed of Crack. Bandon would later claim that he was selling the cocaine to raise money for the CIA-sponsored Contras back home in Nicaragua. He liked to say that the CIA was in turn watching his back in the United States, allowing him to sell cocaine with impunity. This claim would spark a belief that still seethes to this day, especially among urban blacks, that the CIA itself was the chief sponsor of the American crack trade.

Verifying that claim is beyond the purview of this book. What *is* demonstrably true is that Oscar Danilo Bandon helped establish a link—between Colombian cocaine cartels and inner-city crack merchants—that would alter American history. By putting massive amounts of cocaine into the hands of street gangs, Bandon and others like him gave rise to a devastating crack boom. And gangs like the Black Gangster Disciple Nation were given new reason to exist.

As long as there have been cities, there have been gangs of one sort or another. In the United States, gangs have traditionally been a sort of halfway house for recent immigrants, in the 1920s, Chicago alone had more than 1,300 street gangs, catering to even* ethnic, political, and criminal leaning imaginable. As a rule, gangs would prove much better at making mayhem than money. Some fancied themselves commercial enterprises, and a few—the Mafia, most notably—actually did make money (at least for the higher-ups). But most gangsters were, as the cliché assures us, two-bit gangsters.

Black street gangs in particular flourished in Chicago, with membership in the tens of thousands by the 1970s. They constituted the sort of criminals, petty and otherwise, who sucked the life out of urban areas. Part of the problem was that these criminals never seemed to get locked up. The 1960s and 1970s were, in retrospect, a great time to be a street criminal in most American cities. The likelihood of punishment was so low—this was the heyday of a liberal justice system and the criminals' rights movement—that it simply didn't cost very much to commit a crime.

By the 1980s, however, the courts had begun to radically reverse that trend. Criminals' rights were curtailed and stricter sentencing guidelines put in place. More and more of Chicago's black gangsters were getting sent to federal prisons. By happy coincidence, some of their fellow inmates were Mexican gang members with close ties to Colombian drug dealers. In the past, the black gangsters had bought their drugs from a middleman, the Mafia—which, as it happened, was then being pummeled by the federal government's new anti-racketeering laws. But by the time crack came to Chicago, the black gangsters had made the connections to buy their cocaine directly from Colombian dealers.

Cocaine had never been a big seller in the ghetto: it was too expensive. But that was before the invention of crack- This new product was

FREAKONOMICS

ideal for a low-income, street-level customer. Because it required such a tiny amount of pure cocaine, one hit of crack cost only a few dollars. Its powerful high reached the brain in just a few seconds—and then faded fast, sending the user back for more. From the outset, crack was bound to be a huge success.

And who better to sell it than the thousands of junior members of all those street gangs like the Black Gangster Disciple Nation? The gangs already owned the territory—real estate was, in essence, their core business—and the})* were suitably menacing to keep customers from even thinking about ripping them off. Suddenly the urban street gang evolved from a club for wayward teenagers into a true commercial enterprise.

The gang also presented an opportunity for longtime employment. Before crack, it was just about impossible to earn a living in a street gang. When it was time for a gangster to start supporting a family, he would have to quit. There was no such thing as a thirty-year-old gangster: he was either working a legitimate job, dead, or in prison. But with crack, there was real money to be made. Instead of moving on and making way for the younger gangsters to ascend, the veterans stayed put. This was happening just as the old-fashioned sort of lifetime jobs—factory jobs especially—were disappearing. In the past, a semi-skilled black man in Chicago could earn a decent wage working in a factory. With that option narrowing, crack dealing looked even better. How hard could it be? The stuff was so addictive that a fool could sell it.

Who cared if the crack game was a tournament that only a few of them could possibly win? Who cared if it was so dangerous—standing out there on a corner, selling it as fast and anonymously as McDonald's sells hamburgers, not knowing any of your customers, wondering who might be coming to arrest or rob or kill you? Who cared if your product got twelve-year-olds and grandmothers and

preachers so addicted that they stopped thinking about anything except their next hit? Who cared if crack killed the neighborhood?

For black Americans, the four decades between World War II and the crack boom had been marked by steady and often dramatic improvement. Particularly since the civil rights legislation of the mid-1960s, the telltale signs of societal progress had finally taken root among black Americans. The black-white income gap was shrinking. So was the gap between black children's test scores and those of white children. Perhaps the most heartening gain had been in infant mortality. As late as 1964, a black infant was twice as likely to die as a white infant, often of a cause as basic as diarrhea or pneumonia. With segregated hospitals, many black patients received what amounted to Third World care. But that changed when the federal government ordered the hospitals to be desegregated: within just seven years, the black infant mortality rate had been cut in half. By the 1980s, virtual!) every facet of life was improving for black Americans, and the progress showed no sign of stopping.

Then came crack.

While crack use was hardly a black-only phenomenon, it hit black neighborhoods much harder than most. The evidence can be seen by measuring the same indicators of societal progress cited above. After decades of decline, black infant mortality began to soar in the 1980s, as did the rate of low-birth weight babies and parent abandonment. The gap between black and white schoolchildren widened. The number of blacks sent to prison tripled. Crack was so dramatically destructive that if its effect is averaged for all black Americans, not just crack users and their families, you will see that the group's postwar progress was not only stopped cold but was often knocked as much as ten years backward. Black Americans were hurt more by crack cocaine than by any other single cause since Jim Crow.

And then there was the crime. Within a five-year period, the homi-

FREAKONOMICS

cide rate among young urban blacks *quadrupled*. Suddenly it was just as dangerous to live in parts of Chicago or St. Louis or Los Angeles as it was to live in Bogota.

The violence associated with the crack boom was various and relentless. It coincided with an even broader American crime wave that had been building for two decades. Although the rise of this crime wave long predated crack, the trend was so exacerbated by crack that criminologists got downright apocalyptic in their predictions. James Alan Fox, perhaps the most widely quoted crime expert in the popular press, warned of a coming "bloodbath" of youth violence.

But Fox and the other purveyors of conventional wisdom were wrong. The bloodbath did not materialize. The crime rate in fact began to fall—so unexpectedly and dramatically and thoroughly that now, from the distance of several years, it is almost hard to recall the crushing grip of that crime wave.

Why did it foil?

For a few reasons, but one of them more surprising than the rest. Oscar Danilo Bandon, the so-called Johnny Appleseed of Crack, may have been the instigator of one ripple effect, in which by his actions a single person inadvertently causes an ocean of despair. But unbeknownst to just about everybody, another remarkably powerful ripple effect—this one moving in the opposite direction—had just come into play.

in Levitt's abortion paper, published in 2001, he and his co-author John Donohue warned that their findings "should not be misinterpreted as either an endorsement of abortion or a call for intervention by the state in the fertility decisions of women." They even suggested that crime might just as easily be curiyed by "providing better environments for those children at greatest risk for future crime."

Still, the very topic managed to offend just about everyone. Conservatives were enraged that abortion could be construed as a crime-fighting tool. Liberals were aghast that poor and black women were singled out. Economists grumbled that Levitt's methodology was not sound. As the media gorged on the abortion-crime story, Levitt came under direct assault. He was called an ideologue (by conservatives and liberals alike), a eugenicist, a racist, and downright evil.

in reality, he seems to be very much none of those. He has little taste for politics and even less for moralizing. He is genial, low-key and unflappable, confident but not cocky. He speaks with a considerable lisp. His appearance is High Nerd: a plaid button-down shirt, nondescript khakis and a braided belt, brown

sensidle shoes. His pocket calendar is Dranded with the National Bureau of Economic Research logo. "I wish he would get more than three haircuts a year," says his wife, Jeannette, "and that he wasn't still wean'ng the same glasses he got fifteen years ago, which weren't even in fashion then." He was a good golfer in high school out has so physically atrophied that he callshimself "the weakest human being alive" and asks Jeannette to open jars around the house.

There is nothing in his appearance or manner, in other words, that suggests a flamethrower.

-THE NEW YORK TIMES MAGAZINE. AUGUST 3, 2003

/L Whore Have All the Criminals Gone?

In 1966, one year after Nicolae Ceaușescu became the Communist dictator of Romania, he made abortion illegal. "The fetus is the property of the entire society," he proclaimed. "Anyone who avoids having children is a deserter who abandons the laws of national continuity."

Such grandiose declarations were commonplace during Ceaușescu's reign, for his master plan—to create a nation worthy of the New Socialist Man—was an exercise in grandiosity. He built palaces for himself while alternately brutalizing and neglecting his citizens. Abandoning agriculture in favor of manufacturing, he forced many of the nation's rural dwellers into unheated apartment buildings. He gave government positions to forty family members including his wife, Elena, who required forty* homes and a commensurate supply of fur and jewels. Madame Ceaușescu, known officially as the Best Mother Romania Could Have, was not particularly maternal. "The worms never get satisfied, regardless of how much food you give them," she said when Romanians complained about the food short-

FREAKONOMICS

ages brought on by her husband's mismanagement. She had her own children bugged to ensure their loyalty.

Ceausescu's ban on abortion was designed to achieve one of his major aims: to rapidly strengthen Romania by boosting its population. Until 1966, Romania had had one of the most liberal abortion policies in the world. Abortion was in fact the main form of birth control, with four abortions for every live birth. Now, virtually overnight, abortion was forbidden. The only exemptions were mothers who already had four children or women with significant standing in the Communist Party'. At the same time, all contraception and sex education were banned. Government agents sardonically known as the Menstrual Police regularly rounded up women in their workplaces to administer pregnancy tests, [if a woman repeatedly failed to conceive, she was forced to pay a steep "celibacy tax."

Ceausescu's incentives produced the desired effect. Within one year of the abortion ban, the Romanian birth rate had doubled. These babies were born into a country where, unless you belonged to the Ceaujescu clan or the Communist elite, life was miserable. But these children would turn out to have particularly miserable lives. Compared to Romanian children born just a year earlier, the cohort of children born after the abortion ban would do worse in even* measurable way: they would test lower in school, they would have less success in the labor market, and they would also prove much more likely to become criminals.

The abortion ban stayed in effect until Ceausescu finally lost his grip on Romania. On December 16, 1989, thousands of people took to the streets of Timisoara to protest his corrosive regime. Many of the protestors were teenagers and college students. The police killed dozens of them. One of the opposition leaders, a forty-one-year-old professor, later said it was his thirteen-year-old daughter who insisted he attend the protest, despite his fear. "What is most interesting is that

we learned nor to be afraid from our children," he said. "Most were aged thirteen to twenty." A few days after the massacre in Timisoara, Ceausescu gave a speech in Bucharest before one hundred thousand people. Again the young people were out in force. They shouted down Ceausescu with cries of "Timisoara!" and "Down with the murderers!" His time had come. He and Elena tried to escape the country with \$1 billion, but they were captured, given a crude trial, and, on Christmas Day, executed by firing squad.

Of all the Communist leaders deposed in the years bracketing the collapse of the Soviet Union, only Nicolae Ceausescu met a violent death. It should not be overlooked that his demise was precipitated in large measure by the youth of Romania—a great number of whom, were it not for his abortion ban, would never have been born at all.

The story of abortion in Romania might seem an odd way to begin telling the story of American crime in the 1990s. But it's not. In one important way, the Romanian abortion story is a reverse image of the American crime story. The point of overlap was on that Christmas Day of 1989, when Nicolae Ceaujescu learned the hard way—with a bullet to the head—that his abortion ban had much deeper implications than he knew,

On that day, crime was just about at its peak in the United States. In the previous fifteen years, violent crime had risen 80 percent. It was crime that led the nightly news and the national conversation.

When the crime rate began falling in the early 1990s, it did so with such speed and suddenness that it surprised everyone. It took some experts many years to even recognize that crime was falling, so confident had they been of its continuing rise. Long after crime had peaked, in fact, some of them continued to predict ever darker scenarios. But the evidence was irrefutable: the long and brutal spike in

FREAKONOMICS

crime was moving in the opposite direction, and it wouldn't stop until the crime rate had fallen back to the levels of forty years earlier.

Now the experts hustled to explain their faulty forecasting. The criminologist James Alan Fox explained that his warning of a "bloodbath" was in fact an intentional overstatement. "I never said there would be blood flowing in the streets," he said, "but I used strong terms like 'bloodbath' to get people's attention. And it did. I don't apologize for using alarmist terms." (If Fox seems to be offering a distinction without a difference—"bloodbath" versus "blood Howing in the streets"—we should remember that even in retreat mode, experts can be self-serving.)

After the relief had settled in, after people remembered how to go about their lives without the pressing fear of crime, there arose a natural question: just where did all those criminals go?

At one level, the answer seemed puzzling. After all, if none of the criminologists, police officials, economists, politicians, or others who traffic in such matters had foreseen the crime decline, how could they suddenly identify its causes?

But this diverse army of experts now marched out a phalanx of hypotheses to explain the drop in crime. A great many newspaper articles would be written on the subject. Their conclusions often hinged on which expert had most recently spoken to which reporter. Here, ranked by frequency of mention, are the crime-drop explanations cited in articles published from 1991 to 2001 in the ten largest-circulation papers in the LexisNexis database:

CRIME-DROP EXPLANATION	NUMBER OF CITATIONS
1. Innovative policing strategies	52
2. Increased reliance on prisons	47
3. Changes in crack and other drug markets	33
4. Aging of the population	32

Where Have All the Criminals Gone?

CRIME-DROP EXPLANATION	NUMBER OF CITATIONS
5. Tougher gun control laws	32
6. Strong economy	28
7. Increased number of police	26
8. All other explanations (Increased use of capital punishment, concealed-weapons laws, gun buy backs, and others)	34

If you are the sort of person who likes guessing games, you may wish to spend the next few moments pondering which of the preceding explanations seem to have merit and which don't. Hint: of the seven major explanations on the list, only three can be shown to have contributed to the drop in crime. The others are, for the most part, figments of someone's imagination, self-interest, or wishful thinking. Further hint: one of the greatest measurable causes of the crime drop does not appear on the list at all, for it didn't receive a single newspaper mention.

Let's begin with a fairly uncontroversial one: *tin strong economy*. The decline in crime that began in the early 1990s was accompanied by a blistering national economy and a significant drop in unemployment. It might seem to follow that the economy was a hammer that helped beat down crime. But a closer look at the data destroys this theory, it is true that a stronger job market may make certain crimes relatively less attractive. But that is only the case for crimes with a direct financial motivation—burglary, robbery, and auto theft—as opposed to violent crimes like homicide, assault, and rape. Moreover, studies have shown that an unemployment decline of 1 percentage point accounts for a 1 percent drop in nonviolent crime. During the 1990s, the unemployment rate fell by 2 percentage points; nonviolent crime,

FREAKONOMICS

meanwhile, fell by roughly 40 percent. But an even bigger flaw in the strong-economy theory concerns violent crime. Homicide fell at a greater rate during the 1990s than any other sort of crime, and a number of reliable studies have shown virtually *no* link between the economy and violent crime. This weak link is made even weaker by glancing back to a recent decade, the 1960s, when the economy went on a wild growth spurt—as did violent crime. So while a strong 1990s economy might have seemed, on the surface, a likely explanation for the drop in crime, it almost certainly didn't affect criminal behavior in any significant way.

Unless, that is, "the economy" is construed in a broader sense—as a means to build and maintain hundreds of prisons. Let's now consider another crime-drop explanation: *inattentive reliance on prisons*. It might help to start by flipping the crime question around. Instead of wondering what made crime fall, think about this: why had it risen so dramatically in the first place?

During the first half of the twentieth century, the incidence of violent crime in the United States was, for the most part, fairly steady. But in the early 1960s, it began to climb. In retrospect, it is clear that one of the major factors pushing this trend was a more lenient justice system. Conviction rates declined during the 1960s, and criminals who were convicted served shorter sentences. This trend was driven in part by an expansion in the rights of people accused of crimes—a long overdue expansion, some would argue. (Others would argue that the expansion went too far.) At the same time, politicians were growing increasingly softer on crime—"for fear of sounding racist," as the economist Gary Becker has written, "since African-Americans and Hispanics commit a disproportionate share of felonies." So if you were the kind of person who might want to commit a crime, the incentives were lining up in your favor: a slimmer likelihood of being convicted and, if convicted, a shorter prison term. Because criminals

respond to incentives as readily as anyone, the result was a surge in crime.

It took some time, and a great deal of political turmoil, but these incentives were eventually curtailed. Criminals who would have previously been set free—for drug-related offenses and parole revocation in particular—were instead locked up. Between 1980 and 2000, there was a fivefold increase in the number of people sent to prison on drug charges. Many other sentences, especially for violent crime, were lengthened. The total effect was dramatic. By 2000, more than two million people were in prison, roughly four times the number as of 1972. Fully half of that increase took place during the 1990s.

The evidence linking increased punishment with lower crime rates is very strong. Harsh prison terms have been shown to act as both deterrent (for the would-be criminal on the street) and prophylactic (for the would-be criminal who is already locked up). Logical as this may sound, some criminologists have fought the logic. A 1977 academic study called "On Behalf of a Moratorium on Prison Construction" noted that crime rates tend to be high when imprisonment rates are high, and concluded that crime would fall if imprisonment rates could only be lowered. (Fortunately, jailers did not suddenly turn loose their wards and sit back waiting for crime to fall. As the political scientist John J. Dilulio Jr. later commented, "Apparently, it takes a Ph.D. in criminology to doubt that keeping dangerous criminals incarcerated cuts crime.") The "Moratorium" argument rests on a fundamental confusion of correlation and causality. Consider a parallel argument. The mayor of a city sees that his citizens celebrate wildly when their team wins the World Series. He is intrigued by this correlation but, like the "Moratorium" author, fails to see the direction in which the correlation runs. So the following year, the mayor decrees that his citizens start celebrating the World Series *before the first pitch is thrown*—an act that, in his confused mind, will ensure a victory

FREAKONOMICS

There are certainly plenty of reasons to dislike the huge surge in the prison population. Not everyone is pleased that such a significant fraction of Americans, especially black Americans, live behind bars. Nor does prison even begin to address the root causes of crime, which are diverse and complex. Lastly, prison is hardly a cheap solution: it costs about \$25,000 a year to keep someone incarcerated. But if the goal here is to explain the drop in crime in the 1990s, imprisonment is certain!)' one of the key answers. It accounts for roughly one-third of the drop in crime.

Another crime-drop explanation is often cited in tandem with imprisonment: *the increased use of capital punishment*. The number of executions in the United States quadrupled between the 1980s and the 1990s, leading many people to conclude—in the context of a debate that has been going on for decades—that capital punishment helped drive down crime. Lost in the debate, however, are two important facts.

First, given the rarity with which executions are carried out in this country and the long delays in doing so, no reasonable criminal should be deterred by the threat of execution. Even though capital punishment quadrupled within a decade, there were still only 478 executions in the entire United States during the 1990s. Any parent who has ever said to a recalcitrant child, "Okay, I'm going to count to ten and this time I'm *really* going to punish you," knows the difference between deterrent and empty threat. New York State, for instance, has not as of this writing executed a single criminal since reinstating its death penalty in 1995. Even among prisoners on death row, the annual execution rate is only 2 percent—compared with the 1/percent annual chance of dying faced by a member of the Black Gangster Disciple Nation crack gang. If life on death row is safer than life on the streets, it's hard to believe that the fear of execution is a driving force in a criminal's calculus. Like the \$3 fine for late-

arriving parents at the Israeli day-care centers, the negative incentive of capital punishment simply isn't serious enough for a criminal to change his behavior.

The second flaw in the capital punishment argument is even more obvious. Assume for a moment that the death penalty *is* a deterrent. How much crime does it actually deter? The economist Isaac Ehrlich, in an oft-cited 1975 paper, put forth an estimate that is generally considered optimistic: executing 1 criminal translates into 7 fewer homicides that the criminal might have committed. Now do the math. In 1991, there were 14 executions in the United States; in 2001, there were 66. According to Ehrlich's calculation, those 52 additional executions would have accounted for 364 fewer homicides in 2001—not a small drop, to be sure, but less than 4 percent of the actual decrease in homicides that year. So even in a death penalty advocate's best-case scenario, capital punishment could explain only one twenty-fifth of the drop in homicides in the 1990s. And because the death penalty is rarely given for crimes other than homicide, its deterrent effect cannot account for a speck of decline in other violent crimes.

It is extremely unlikely, therefore, that the death penalty, as currently practiced in the United States, exerts any real influence on crime rates. Even many of its onetime supporters have come to this conclusion. "I feel morally and intellectually obligated simply to concede that the death penalty experiment has failed," said U.S. Supreme Court Justice Harry A. Blackmun in 1994, nearly twenty years after he had voted for its reinstatement. "I no longer shall tinker with the machinery of death."

So it wasn't capital punishment that drove crime down, nor was it the booming economy. But higher rates of imprisonment did have a lot to do with it. All those criminals didn't march into jail by themselves, of

FREAKONOMICS

course. Someone had to investigate the crime, catch the bad guy, and put together the case that would get him convicted. Which naturally leads to a related pair of crime-drop explanations:

Innovative policing strategies
Increased number of police

Let's address the second one first. The number of police officers per capita in the United States rose about 14 percent during the 1990s. Does merely increasing the number of police, however, reduce crime? The answer would seem obvious—yes—but proving that answer isn't so easy. That's because when crime is rising, people clamor for protection, and invariably more money is found for cops. So if you just look at raw correlations between police and crime, you will find that when there are more police, there tends to be more crime. That doesn't mean, of course, that the police are causing the crime, just as it doesn't mean, as some criminologists have argued, that crime will fall if criminals are released from prison.

To show causality, we need a scenario in which more police are hired for reasons complete!}* unrelated to rising crime. If, for instance, police were randomly sprinkled in some cities and not in others, we could look to see whether crime declines in the cities where the police happen to land.

As it turns out, that exact scenario is often created by vote-hungry politicians. In the months leading up to Election Day, incumbent mayors routine!}* try to lock up the law-and-order vote by hiring more police—even when the crime rate is standing still. So by comparing the crime rate in one set of cities that have recently had an election (and which therefore hired extra police) with another set of cities that had no election (and therefore no extra police), it's possible to tease out the effect of the extra police on crime. The answer: yes indeed, additional police substantially lower the crime rate.

Again, it may help to look backward and see why crime had risen so much in the first place. From 1960 to 1985, the number of police officers *per* more than 50 percent relative to the number of crimes. In some cases, hiring additional police was considered a violation of the era's liberal aesthetic; in others, it was simply considered too expensive. This 50 percent decline in police translated into a roughly equal decline in the probability that a given criminal would be caught. Coupled with the above-cited leniency in the other half of the criminal justice system, the courtrooms, this decrease in policing created a strong positive incentive for criminals.

By the 1990s, philosophies—and necessities—had changed. The policing trend was put in reverse, with wide-scale hiring in cities across the country. Not only did all those police act as a deterrent, but they also provided the manpower to imprison criminals who might have otherwise gone uncaught. The hiring of additional police accounted for roughly 10 percent of the 1990s crime drop.

But it wasn't only the number of police that changed in the 1990s; consider the most commonly cited crime-drop explanation of all: *innovative policing strategies*.

There was perhaps no more attractive theory than the belief that smart policing stops crime. It offered a set of bona fide heroes rather than simply a dearth of villains. This theory rapidly became an article of faith because it appealed to the factors that, according to John Kenneth Galbraith, most contribute to the formation of conventional wisdom: the ease with which an idea may be understood and the degree to which it affects our personal well-being.

The story played out most dramatically in New York City, where newly elected mayor Rudolph Giuliani and his handpicked police commissioner, William Bratton, vowed to fix the city's desperate crime situation. Bratton took a novel approach to policing. He ushered the NYPD into what one senior police official later called "our Athenian period," in which new ideas were given weight over calcified

FREAKONOMICS

practices. Instead of coddling his precinct commanders, Braxton demanded accountability. Instead of relying solely on old-fashioned cop know-how, he introduced technological solutions like CompStat, a computerized method of addressing crime hot spots.

The most compelling new idea that Bratton brought to lite stemmed from the broken window theory, which was conceived by the criminologists James Q. Wilson and George Kelling. The broken window theory argues that minor nuisances, if left unchecked, turn into major nuisances: that is, if someone breaks a window and sees it isn't fixed immediately, he gets the signal that it's all right to break the rest of the windows and maybe set the building afire too.

So with murder raging all around, Bill Bratton's cops began to police the sort of deeds that used to go unpoliced: jumping a subway turnstile, panhandling too aggressively, urinating in the streets, swabbing a filth}* squeegee across a car's windshield unless the driver made an appropriate "donation."

Most New Yorkers loved this crackdown on its own merit. But the}' particularly loved the idea, as stoutly preached by Bratton and Giuliani, that choking off these small crimes was like choking off the criminal element's ox^en supply. Today's turnstile jumper might easily be wanted for yesterday's murder. That junkie peeing in an alley might have been on his way to a robbery.

As violent crime began to tall dramatically, New Yorkers were more than happy to heap laurels on their operatic, Brooklyn-bred mayor and his hatchet-faced police chief with the big Boston accent. But the two strong-willed men weren't very good at sharing the glory—Soon after the city's crime turnaround landed Bratton—and not Giuliani—on the cover of *Time*, Bratton was pushed to resign. He had been police commissioner for just twenty-seven months.

New York City was a clear innovator in police strategies during the 1990s crime drop, and it also enjoyed the greatest decline in crime of

any large American city. Homicide rates fell from 30.7 per 100,000 people in 1990 to 8.4 per 100,000 people in 2000, a change of 73.6 percent. But a careful analysis of the facts shows that the innovative policing strategies probably had little effect on this huge decline.

First, the drop in crime in New York began in 1990. By the end of 1993, the rate of property crime and violent crime, including homicides, had already fallen nearly 20 percent. Rudolph Giuliani, however, did not become mayor—and install Bratton—until early 1994. Crime was well on its way down before either man arrived. And it would continue to fall long after Bratton was bumped from office.

Second, the new police strategies were accompanied by a much more significant change within the police force: a hiring binge. Between 1991 and 2001, the NYPD grew by 45 percent, more than three times the national average. As argued above, an increase in the number of police, regardless of new strategies, *has* been proven to reduce crime. By a conservative calculation, this huge expansion of New York's police force would be expected to reduce crime in New York by 18 percent relative to the national average. If you subtract that 18 percent from New York's homicide reduction, thereby discounting the effect of the police-hiring surge, New York no longer leads the nation with its 73.6 percent drop; it goes straight to the middle of the pack. Many of those new police were in fact hired by David Dinkins, the mayor whom Giuliani defeated. Dinkins had been desperate to secure the law-and-order vote, having known all along that his opponent would be Giuliani, a former federal prosecutor. (The two men had run against each other four years earlier as well.) So those who wish to credit Giuliani with the crime drop may still do so, for it was his own law-and-order reputation that made Dinkins hire all those police. In the end, of course, the police increase helped everyone—but it helped Giuliani a lot more than Dinkins.

Most damaging to the claim that New York's police innovations

FREAKONOMICS

radically lowered crime is one simple and often overlooked fact: crime went down *everywhere* during the 1990s, not only in New York. Few other cities tried the kind of strategies that New York did, and certainly none with the same zeal. But even in Los Angeles, a city notorious for bad policing, crime fell at about the same rate as it did in New York once the growth in New York's police force is accounted for.

It would be churlish to argue that smart policing isn't a good thing. Bill Bratton certainly deserves credit for invigorating New York's police force. But there is frighteningly little evidence that his strategy was the crime panacea that he and the media deemed it. The next step will be to continue measuring the impact of police innovations—in Los Angeles, for instance, where Bratton himself became police chief in late 2002. While he duly instituted some of the innovations that were his hallmark in New York, Bratton announced that his highest priority was a more basic one: finding the money to hire thousands of new police officers.

Now to explore another pair of common crime-drop explanations:

Tougher gun laws

Changes in crack and other drug markets

First, the guns. Debates on this subject are rarely coolheaded. Gun advocates believe that gun laws are too strict; opponents believe exactly the opposite. How can intelligent people view the world so differently? Because a gun raises a complex set of issues that change according to one factor: whose hand happens to be holding the gun.

It might be worthwhile to take a step back and ask a rudimentary question: what *is* a gun? It's a tool that can be used to kill someone, of course, but more significantly, a gun is a great disrupter of the natural order.

A gun scrambles the outcome of any dispute. Let's say that a tough guy and a not-so-tough guy exchange words in a bar, which leads to a fight. It's pretty obvious to the not-so-tough guy that he'll be beaten, so why bother righting? The pecking order remains intact. But if the not-so-tough guy happens to have a gun, he stands a good chance of winning. In this scenario, the introduction of a gun may well lead to more violence.

Now instead of the tough guy and the not-so-tough guy, picture a high-school girl out for a nighttime stroll when she is suddenly set upon by a mugger. What if only the mugger is armed? What if only the girl is armed? What if *both* are armed? A gun opponent might argue that the gun has to be kept out of the mugger's hands in the first place. A gun advocate might argue that the high-school girl needs to have a gun to disrupt what has become the natural order: it's the bad guys that have the guns. (If the girl scares off the mugger, then the introduction of a gun in this case may lead to *less* violence.) Any mugger with even a little initiative is bound to be armed, for in a country like the United States, with a thriving black market in guns, anyone can get hold of one.

There are enough guns in the United States that if you gave one to every adult, you would run out of adults before you ran out of guns. Nearly two-thirds of U.S. homicides involve a gun, a far greater fraction than in other industrialized countries. Our homicide rate is also much higher than in those countries. It would therefore seem likely that our homicide rate is so high in part because guns are so easily available. Research indeed shows this to be true.

But guns are not the whole story. In Switzerland, every adult male is issued an assault rifle for militia duty and is allowed to keep the gun at home. On a per capita basis, Switzerland has more firearms than just about any other country, and yet it is one of the safest places in the world. In other words, guns do not cause crime. That said, the established U.S. methods of keeping guns away from the people who *do*

FREAKONOMICS

cause crime are, at best, feeble. And since a gun—unlike a bag of cocaine or a car or a pair of pants—lasts pretty much forever, even turning off the spigot of new guns still leaves an ocean of available ones.

So bearing all this in mind, let's consider a variety of recent gun initiatives to see the impact they may have had on crime in the 1990s.

The most famous gun-control law is the Brady Act, passed in 1993, which requires a criminal check and a waiting period before a person can purchase a handgun. This solution may have seemed appealing to politicians, but to an economist it doesn't make much sense. Why? Because regulation of a legal market is bound to rail when a healthy black market exists for the same product. With guns so cheap and so easy to get, the standard criminal has no incentive to fill out a firearms application at his local gun shop and then wait a week. The Brady Act, accordingly, has proven to be practically impotent in lowering crime. (A study of imprisoned felons showed that even before the Brady Act, only about one-fifth of the criminals had bought their guns through a licensed dealer.) Various local gun-control laws have also failed. Washington, D.C., and Chicago both instituted handgun bans well before crime began to fall across the country in the 1990s, and yet those two cities were laggards, not leaders, in the national reduction in crime. One deterrent that *has* proven moderately effective is a stiff increase in prison time for anyone caught in possession of an illegal gun. But there is plenty of room for improvement. Not that this is likely, but if the death penalty were assessed to anyone carrying an illegal gun, and if the penalty were actually enforced, gun crimes would surely plunge.

Another staple of 1990s crime fighting—and of the evening news—was the gun buy back. You remember the image: a menacing, glistening heap of firearms surrounded by the mayor, the police chief, the neighborhood activists, it made for a nice photo op, but that's about as meaningful as a gun buyback is. The guns that get turned in

are generally heirlooms or junk. The payoff to the gun seller—usually \$50 or \$100, but in one California buyback, three free hours of psychotherapy—isn't an adequate incentive for anyone who actually plans to use his gun. And the number of surrendered guns is no match for even the number of new guns simultaneously coming to market. Given the number of handguns in the United States and the number of homicides each year, the likelihood that a particular gun was used to kill someone that year is 1 in 10,000. The typical gun buyback program yields fewer than 1,000 guns—which translates into an expectation of less than one-tenth of one homicide per buyback. Not enough, that is, to make even a sliver of impact on the fall of crime.

Then there is an opposite argument—that we need *more* guns on the street, but in the hands of the right people (like the high-school girl above, instead of her mugger). The economist John R. Lott Jr. is the main champion of this idea. His calling card is the book *More Guns, Less Crime*, in which he argues that violent crime has decreased in areas where law-abiding citizens are allowed to carry concealed weapons. His theory might be surprising, but it is sensible. If a criminal thinks his potential victim may be armed, he may be deterred from committing the crime. Handgun opponents call Lott a pro-gun ideologue, and Lott let himself become a lightning rod for gun controversy. He exacerbated his trouble by creating a pseudonym, "Mary Rosh," to defend his theory in online debates. Rosh, identifying herself as a former student of Lott's, praised her teacher's intellect, his evenhandedness, his charisma. "I have to say that he was the best professor that I ever had," s/he wrote. "You wouldn't know that he was a 'right-wing' ideologue from the class. - - - There were a group of us students who would try to take any class that he taught. Lott finally had to tell us that it was best for us to try and take classes from other professors more to be exposed to other ways of teaching graduate material." Then there was the troubling allegation that Lott actually in-

FREAKONOMICS

vented some of the survey data that support his more-guns/less-crime theory. Regardless of whether the data were faked, Lott's admittedly intriguing hypothesis doesn't seem to be true. When other scholars have tried to replicate his results, they found that right-to-carry laws simply don't bringdown crime.

Consider the next crime-drop explanation: *rfje bursting of the crack bubble*. Crack cocaine was such a potent, addictive drug that a hugely profitable market had been created practical!}' overnight. True, it was only the leaders of the crack gangs who were getting rich. But that only made the street-level dealers all the more desperate to advance. Many of them were willing to kill their rivals to do so, whether the rival belonged to the same gang or a different one. There were also gun battles over valuable drug-selling corners. The typical crack murder involved one crack dealer shooting another (or two of them, or three) and not, contrary to conventional wisdom, some bug-eyed crackhead shooting a shopkeeper over a tew dollars. The result was a huge increase in violent crime. One study found that more than 25 percent of the homicides in New York City in 1988 were crack-related.

The violence associated with crack began to ebb in about 1991- This has led mam* people to think that crack itself went away. It didn't. Smoking crack remains much more popular today than most people realize. Nearly 5 percent of all arrests in the United States are still related to cocaine (as against 6 percent at crack's peak); nor have emergency room visits for crack users diminished all that much.

What *did* go away were the huge profits for sellingcrack. The price of cocaine had been tailing for years, and it got only cheaper as crack grew more popular. Dealers began to underprice one another; profits vanished. The crack bubble burst as dramatically as the Nasdaq bubble would eventually burst. (Think of the first generation of crack

dealers as the Microsoft millionaires; think of the second generation as Pets.com.) As veteran crack dealers were killed or sent to prison, younger dealers decided that the smaller profits didn't justify the risk. The tournament had lost its allure. It was no longer worth killing someone to steal their crack turf, and certainly not worth being killed.

So the violence abated. From 1991 to 2001, the homicide rate among young black men—who were disproportionately represented among crack dealers—fell 48 percent, compared to 30 percent for older black men and older white men. (Another minor contributor to the falling homicide rate is the fact that some crack dealers took to shooting their enemies in the buttocks rather than murdering them; this method of violent insult was considered more degrading—and was obviously less severely punished—than murder.) All told, the crash of the crack market accounted for roughly 15 percent of the crime drop of the 1990s—a substantial factor, to be sure, though it should be noted that crack was responsible for far more than 15 percent of the crime *increase* of the 1980s. In other words, the net effect of crack is still being felt in the form of violent crime, to say nothing of the miseries the drug itself continues to cause.

The final pair of crime-drop explanations concern two demographic trends. The first one received many media citations: *aging of the population*.

Until crime fell so drastically, no one talked about this theory at all. In fact, the "bloodbath" school of criminology was touting exactly the opposite theory—that an increase in the teenage share of the population would produce a crop of superpredators who would lay the nation low. "Just beyond the horizon, there lurks a cloud that the winds will soon bring over us," James Q. Wilson wrote in 1995- "The population will start getting younger again. . . . Get ready"

FREAKONOMICS

But overall, the teenage share of the population *wasn't* getting much bigger. Criminologists like Wilson and James Alan Fox had badly misread the demographic data. The real population growth in the 1990s was in fact among the elderly. While this may have been scarv news in terms of Medicare and Social Security, the average American had little to fear from the growing horde of oldsters. It shouldn't be surprising to learn that elderly people are not very criminally intent; the average sixty-five-year-old is about one-fiftieth as likely to be arrested as the average teenager. That is what makes this aging-of-the-population theory of crime reduction so appealingly tidy: since people mellow out as they get older, more older people must lead to less crime. But a thorough look at the data reveals that the graying of America did nothing to bring down crime in the 1990s. Demographic change is too slow and subtle a process—you don't graduate from teenage hoodlum to senior citizen in fust a few years—to even begin to explain the suddenness of the crime decline.

There was another demographic change, however, unforeseen and long-gestating, that did drastically reduce crime in the 1990s.

Think back for a moment to Romania in 1966. Suddenly and without warning, Nicolae Ceau^escu declared abortion illegal. The children born in the wake of the abortion ban were much more likely to become criminals than children born earlier. Why was that? Studies in other parts of Eastern Europe and in Scandinavia from the 1930s through the 1960s reveal a similar trend. In most of these cases, abortion was not forbidden outright, but a woman had to receive permission from a judge in order to obtain one. Researchers found that in the instances where the woman was denied an abortion, she often resented her baby and failed to provide it with a good home. Even when controlling for the income, age, education, and health of the mother, the researchers found that these children too were more likely to become criminals.

The United States, meanwhile, has had a different abortion history than Europe. In the early days of the nation, it was permissible to have an abortion prior to "quickening"—that is, when the first movements of the fetus could be felt, usually around the sixteenth to eighteenth week of pregnancy. In 1828, New York became the first state to restrict abortion; by 1900 it had been made illegal throughout the country. Abortion in the twentieth century was often dangerous and usually expensive. Fewer poor women, therefore, had abortions. They also had less access to birth control. What they did have, accordingly, was a lot more babies.

In the late 1960s, several states began to allow abortion under extreme circumstances: rape, incest, or danger to the mother. By 1970 five states had made abortion entirely legal and broadly available: New York, California, Washington, Alaska, and Hawaii. On January 22, 1973, legalized abortion was suddenly extended to the entire country with the U.S. Supreme Court's ruling in *Roe v. Wade*. The majority opinion, written by Justice Harry Blackmun, spoke specifically to the would-be mother's predicament:

The detriment that the State would impose upon the pregnant woman by denying this choice altogether is apparent.... Maternity; or additional offspring, may force upon the woman a distressful life and future. Psychological harm may be imminent. Mental and physical health may be taxed by child care. There is also the distress, for all concerned, associated with the unwanted child, and there is the problem of bringing a child into a family already unable, psychologically and otherwise, to care for it.

The Supreme Court gave voice to what the mothers in Romania and Scandinavia—and elsewhere—had long known: when a woman

FREAKONOMICS

does not want to have a child, she usually has good reason. She may be unmarried or in a bad marriage. She may consider herself too poor to raise a child. She may think her life is too unstable or unhappy, or she may think that her drinking or drug use will damage the baby's health. She may believe that she is too young or hasn't yet received enough education. She may want a child badly but in a few years, not now. For any of a hundred reasons, she may reel that she cannot provide a home environment that is conducive to raising a healthy and productive child.

In the first year after *Roe v. Wade*, some 750,000 women had abortions in the United States (representing one abortion for every 4 live births). By 1980 the number of abortions reached 1.6 million (one for every 2.25 live births), where it leveled off. In a country of 225 million people, 1.6 million abortions per year—one for every 140 Americans—may not have seemed so dramatic. In the first year after Nicolae Ceausescu's death, when abortion was reinstated in Romania, there was one abortion for every *twenty-two* Romanians. But still: 1.6 million American women a year who got pregnant were suddenly not having those babies.

Before *Roe v. Wade*, it was predominantly the daughters of middle- or upper-class families who could arrange and afford a safe illegal abortion. Now, instead of an illegal procedure that might cost \$500, any woman could easily obtain an abortion, often for less than \$100.

What sort of woman was most likely to take advantage of *Roe v. Wade*? Very often she was unmarried or in her teens or poor, and sometimes all three. What sort of future might her child have had? One study has shown that the typical child who went unborn in the earliest years of legalized abortion would have been 50 percent more likely than average to live in poverty; he would have also been 60 percent more likely to grow up with just one parent. These two factors—childhood poverty and a single-parent household—are among the strongest predictors that a child will have a criminal future. Growing

up in a single-parent home roughly doubles a child's propensity to commit crime. So does having a teenage mother. Another study has shown that low maternal education is the single most powerful factor leading to criminality.

In other words, the very factors that drove millions of American women to have an abortion also seemed to predict that their children, had they been born, would have led unhappy and possibly criminal lives.

To be sure, the legalization of abortion in the United States had myriad consequences. Infanticide fell dramatically. So did shotgun marriages, as well as the number of babies put up for adoption (which has led to the boom in the adoption of foreign babies). Conceptions rose by nearly 30 percent, but births actually *fell* by 6 percent, indicating that mam' women were using abortion as a method of birth control, a crude and drastic sort of insurance policy.

Perhaps the most dramatic effect of legalized abortion, however, and one that would take years to reveal itself, was its impact on crime. In the early 1990s, just as the first cohort of children born after *Roe v. Wade* was hitting its late teen years—the years during which young men enter their criminal prime—the rate of crime began to fall. What this cohort was missing, of course, were the children who stood the greatest chance of becoming criminals. And the crime rate continued to fall as an entire generation came of age minus the children whose mothers had not wanted to bring a child into the world. Legalized abortion led to less unwantedness; unwantedness leads to high crime; legalized abortion, therefore, led to less crime.

This theory is bound to provoke a variety of reactions, ranging from disbelief to revulsion, and a variety of objections, ranging from the quotidian to the moral. The likeliest first objection is the most straightforward one: is the theory true? Perhaps abortion and crime are merely correlated and not causal.

It may be more comforting to believe what the newspapers say,

FREAKONOMICS

that the drop in crime was due to brilliant policing and clever gun control and a surging economy. We have evolved with a tendency to link causality to things we can touch or feel, not to some distant or difficult phenomenon. We believe especially in near-term causes: a snake bites your friend, he screams with pain, and he dies. The snakebite, you conclude, must have killed him. Most of the time, such a reckoning is correct. But when it comes to cause and effect, there is often a trap in such open-and-shut thinking. We smirk now when we think of ancient cultures that embraced faulty causes—the warriors who believed, for instance, that it was their raping of a virgin that brought them victory on the battlefield. But we too embrace faulty causes, usually at the urging of an expert proclaiming a truth in which he has a vested interest.

How, then, can we tell if the abortion-crime link is a case of causality rather than simply correlation?

One way to test the effect of abortion on crime would be to measure crime data in the five states where abortion was made legal before the Supreme Court extended abortion rights to the rest of the country. In New York, California, Washington, Alaska, and Hawaii, a woman had been able to obtain a legal abortion for at least two years before *Roe v. Wade*. And indeed, those early-legalizing states saw crime begin to fall earlier than the other forty-five states and the District of Columbia. Between 1988 and 1994, violent crime in the early-legalizing states fell 13 percent compared to the other states; between 1994 and 1997, their murder rates fell 23 percent more than those of the other states.

But what if those early legalizers simply got lucky? What else might we look for in the data to establish an abortion-crime link?

One factor to look for would be a correlation between each state's abortion rate and its crime rate. Sure enough, the states with the highest abortion rates in the 1970s experienced the greatest crime drops in

the 1990s, while states with low abortion rates experienced smaller crime drops. (This correlation exists even when controlling for a variety of factors that influence crime: a state's level of incarceration, number of police, and its economic situation.) Since 1985, states with high abortion rates have experienced a roughly 30 percent drop in crime relative to low-abortion states. (New York City had high abortion rates *and* lay within an early-legalizing state, a pair of facts that further dampen the claim that innovative policing caused the crime drop.) Moreover, there was no link between a given state's abortion rate and its crime rate *before* the late 1980s—when the first cohort affected by legalized abortion was reaching its criminal prime—which is yet another indication that *Roe v. Wade* was indeed the event that tipped the crime scale.

There are even more correlations, positive and negative, that shore up the abortion-crime link. In states with high abortion rates, the entire decline in crime was among the post-#oe cohort as opposed to older criminals. Also, studies of Australia and Canada have since established a similar link between legalized abortion and crime. And the post-jfor cohort was not only missing thousands of young male criminals but also thousands of single, teenage mothers—for many of the aborted baby girls would have been the children most likely to replicate their *own* mothers' tendencies.

To discover that abortion was one of the greatest crime-lowering factors in American history is, needless to say, jarring. It feels less Darwinian than Swiftian; it calls to mind a long ago dart attributed to G. K. Chesterton: when there aren't enough hats to go around, the problem isn't solved by lopping off some heads. The crime drop was, in the language of economists, an "unintended benefit" of legalized abortion. But one need not oppose abortion on moral or religious grounds to feel shaken by the notion of a private sadness being converted into a public good.

FREAKONOMICS

Indeed, there are plenty of people who consider abortion itself to be a violent crime. One legal scholar called legalized abortion worse than either slavery (since it routine!)* involves death) or the Holocaust (since the number of *post-Roe* abortions in the United States, roughly thirty-seven million as of 2004, outnumber the six million Jews killed in Europe). Whether or not one feels so strongly about abortion, it remains a singularly charged issue. Anthony V. Bouza, a former top police official in both the Bronx and Minneapolis, discovered this when he ran for Minnesota governor in 1994. A few years earlier, Bouza had written a book in which he called abortion "arguably the only effective crime-prevention device adopted in this nation since the late 1960s." When Bouzas opinion was publicized just before the election, he fell sharply in the polls. And then he lost.

However a person feels about abortion, a question is likely to come to mind: what are we to make of the trade-off of more abortion for less crime? Is it even possible to put a number on such a complicated transaction?

As it happens, economists have a curious habit of affixing numbers to complicated transactions. Consider the effort to save the northern spotted owl from extinction. One economic study found that in order to protect roughly five thousand owls, the opportunity costs—that is, the income surrendered by the logging industry and others—would be \$46 billion, or just over 59 million per owl. After the *Exxon Valdez* oil spill in 1989, another study estimated the amount that the typical American household would be willing to pay to avoid another such disaster: \$31-An economist can affix a value even to a particular body part. Consider the schedule that the state of Connecticut uses to compensate for work-related injuries.

LOST OR DAMAGED BODY PART	COMPENSATED WEEKS OF PAY
Finger (first)	36
Finger (second)	29

Where Have All the Criminals Gone?

LOST OR DAMAGED BODY PART	COMPENSATED WEE
Finger (third)	21
Finger (fourth)	17
Thumb (master hand)	63
Thumb (other hand)	54
Hand (master)	168
Hand (other)	155
Arm (master)	208
Arm (other)	194
Toe (great)	28
Toe (any other)	9
Foot	125
Nose	35
Eye	157
Kidney	117
Liver	347
Pancreas	416
Heart	520
Mammary	35
Ovary	35
Testis	35
Fenis	35-104
Vagina	35-104

Now, for the sake of argument, let's ask an outrageous question: what is the relative value between a tetus and a newborn? If faced with the Solomonic task of sacrificing the life of one newborn for an indeterminate number of fetuses, what number might you choose? This is nothing but a thought exercise—obviously there is no right answer—but it may help clarify the impact of abortion on crime.

For a person who is either resolutely pro-life or resolutely pro-choice, this is a simple calculation. "The first, believing that life begins

FREAKONOMICS

at conception, would likely consider the value of a newborn versus the value of a fetus to be 1:1. The second person, believing that a woman's right to an abortion trumps any other factor, would likely argue that no number of fetuses can equal even one newborn.

But let's consider a third person. (If you identify strongly with either person number one or person number two, the following exercise might strike you as offensive, and you may want to skip this paragraph and the next.) This third person does not believe that a fetus is the 1:1 equivalent of a newborn, yet neither does he believe that a fetus has no relative value. Let's say that he is forced, for the sake of argument, to affix a relative value, and he decides that 1 newborn is worth 100 fetuses.

There are roughly 1.5 million abortions in the United States every year. For a person who believes that 1 newborn is worth 100 fetuses, those 1.5 million abortions would translate—dividing 1.5 million by 100—into the equivalent of a loss of 15,000 human lives. Fifteen thousand lives: that happens to be about the same number of people who die in homicides in the United States every year. And it is far more than the number of homicides eliminated each year due to legalized abortion. So even for someone who considers a fetus to be worth only one one-hundredth of a human being, the trade-off between higher abortion and lower crime is, by an economist's reckoning, terribly inefficient.

What the link between abortion and crime does say is this: when the government gives a woman the opportunity to make her own decision about abortion, she generally does a good job of figuring out if she is in a position to raise the baby well. If she decides she can't, she often chooses the abortion.

But once a woman decides she w///have her baby, a pressing question arises: what are parents supposed to do once a child is born?

Levitt found that the support at the university of Chicago went Beyond the scholarly. The year after he was hired, his wife gave birth to their first child. Andrew. One day, just after Andrew turned a year old. he came down with a slight fever. The doctor diagnosed an ear infection. When he started vomiting the next morning, his parents took him to the hospital. By the following day he was dead of pneumococcal meningitis.

Amidst the shock and grief, Levitt had an undergraduate class that needed teaching, it was Gary Becker—a Nobel laureate hearing his seventieth birthday—who sat in for him. Another colleague, D. Gale Johnson, sent a condolence card that so moved Levitt that he can still cite it from memory.

Levitt and Johnson, an agricultural economist in his eighties, began talking regularly. Levitt learned that Johnson's daughter was one of the first Americans to adopt a daughter from China. Soon the Levitts began proceedings to do the same, a girl they named Amanda, ffi addition to Amanda, they have since had a daughter, now three, and a son, nearly one year old. But Andrew's death has played on, in various ways. The L evitts have become close friends with the family of the little girl to whom they donated Andrew's sliver. (They also donated

his heart, Out that baby tied.) And, not surprisingly for a scholar who pursues real-life subjects, the death also informed Levitt's work.

He and Jeannette had joined a support group for grieving parents. Levitt was struck by how many children had drowned in swimming pools. They were the kind of deaths that don't make the newspaper-unlike, for instance, a child who dies while playing with a gun.

Levitt got curious, and went looking for numbers that would tell the story. He wrote up the results as an OpEd for the Chicago Sun-Times. It featured the sort of plangent counterintuition for which he has become famous: "if you both own a gun and have a swimming pool in the backyard, the swimming pool is about 100 times more likely to kill a child than the gun is."

- THE NEW YORK TIMES MAGAZINE. AUGUST 3, 2003

5

What Makes a Perfect Parent?

Has there ever been another art so devoutly converted into a science as the art of parenting?

Over the recent decades, a vast and diverse Hock of parenting experts has arisen. Anyone who tries even casually to follow their advice may be stymied, for the conventional wisdom on parenting seems to shift by the hour. Sometimes it is a case of one expert differing from another. At other times the most vocal experts suddenly agree en masse that the old wisdom was wrong and that the new wisdom is, for a little while at least, irrefutably right. Breast feeding, for example, is the only way to guarantee a healthy and intellectually advanced child—unless bottle feeding is the answer. A baby should always be put to sleep on her back—until it is decreed that she should only be put to sleep on her stomach. Eating liver is either a) toxic or b) imperative for brain development. Spare the rod and spoil the child; spank the child and go to jail.

In her book *Raising America; Experts, Parents, and a Century of Ad-*

FREAKONOMICS

vice About Children, Ann Hulbert documented how parenting experts contradict one another and even themselves. Their banter might be hilarious were it not so confounding and, often, scary. Gary Ezzo, who in the *Babywise* book series endorses an "infant-management strategy" for moms and dads trying to "achieve excellence hi parenting," stresses how important it is to train a baby, early on, to sleep alone through the night. Otherwise, Ezzo warns, sleep deprivation might "negatively impact an infant's developing central nervous system" and lead to learning disabilities. Advocates of "co-sleeping," meanwhile, warn that sleeping alone is harmful to a baby's psyche and that he should be brought into the "family bed." What about stimulation? In 1983T. Berry Brazelton wrote that a baby arrives in the world "beautifully prepared for the role of learning about him- or herself and the world all around." Brazelton favored early, ardent stimulation—an "interactive" child. One hundred years earlier, however, L Emmett Holt cautioned that a baby is not a "plaything." There should be "no forcing, no pressure, no undue stimulation" during the first two years of a child's life, Holt believed; the brain is growing so much during that time that overstimulation might cause "a great deal of harm." He also believed that a crying baby should never be picked up unless it is in pain. As Holt explained, a baby should be left to cry for fifteen to thirty minutes a day: "It is the baby's exercise."

The npical parenting expert, like experts in other fields, is prone to sound exceedingly sure of himself. An expert doesn't so much argue the various sides of an issue as plant his Hag firmly on one side. That's because an expert whose argument reeks of restraint or nuance often doesn't get much attention. An expert must be bold if he hopes to alchemize his homespun theory into conventional wisdom. His best chance of doing so is to engage the public's emotions, for emotion is the enemy of rational argument. And as emotions go, one of them—tear—is more potent than the rest. The superpredator, Iraqi weapons

of mass destruction, mad-cow disease, crib death: how can we fail to heed the expert's advice on these horrors when, like that mean uncle telling too-scary stories to too-young children, he has reduced us to quivers?

No one is more susceptible to an expert's fearmongering than a parent. Fear is in fact a major component of the act of parenting. A parent, after all, is the steward of another creature's life, a creature who in the beginning is more helpless than the newborn of nearly any other species. This leads a lot of parents to spend a lot of their parenting energy simply being scared.

The problem is that they are often scared of the wrong things. It's not their fault, really. Separating facts from rumors is always hard work, especially for a busy parent. And the white noise generated by the experts—to say nothing of the pressure exerted by fellow parents—is so overwhelming that they can barely think for themselves. The facts they do manage to glean have usually been varnished or exaggerated or otherwise taken out of context to serve an agenda that isn't their own.

Consider the parents of an eight-year-old girl named, say, Molly. Her two best friends, Amy and Imani, each live nearby. Molly's parents know that Amy's parents keep a gun in their house, so they have forbidden Molly to play there. Instead, Molly spends a lot of time at Imani's house, which has a swimming pool in the backyard. Molly's parents feel good about having made such a smart choice to protect their daughter.

But according to the data, their choice isn't smart at all. In a given year, there is one drowning of a child for every 11,000 residential pools in the United States. (In a country with 6 million pools, this means that roughly 550 children under the age of ten drown each year.) Meanwhile, there is 1 child killed by a gun for every 1 million-plus guns. (In a country with an estimated 200 million guns, this

FREAKONOMICS

means that roughly 175 children under ten die each year from guns.) "The likelihood of death by pool (1 in 11,000) versus death by gun (1 in 1 million-plus) isn't even close: Molly is roughly 100 times more likely to die in a swimming accident at Imani's house than in gunplay at Amy's.

But most of us are, like Molly's parents, terrible risk assessors. Peter Sandman, a self-described "risk communications consultant" in Princeton, New Jersey, made this point in early 2004 after a single case of mad-cow disease in the United States prompted an antibeeef frenzy. "The basic reality," Sandman told the *New York Times*, "is that the risks that scare people and the risks that kill people are very different."

Sandman offered a comparison between mad-cow disease (a super-scan* but exceedingly rare threat) and the spread of food-borne pathogens in the average home kitchen (exceedingly common but somehow not very scary). "Risks that you control are much less a source of outrage than risks that are out of your control," Sandman said. "In the case of mad-cow, it feels like it's beyond my control. I can't tell if my meat has prions in it or nor. I can't see it, I can't smell it. Whereas dirt in my own kitchen is very much in my own control. I can clean my sponges. I can clean the floor."

Sandman's "control" principle might also explain why most people are more scared of flying in an airplane than driving a car. Their thinking goes like this: since I control the car, I am the one keeping myself safe; since I have no control of the airplane, I am at the mercy of myriad external factors.

So which should we actually fear more, flying or driving?

It might first help to ask a more basic question: what, exactly, are we afraid of? Death, presumably. But the fear of death needs to be narrowed down. Of course we all know that we are bound to die, and we might worn' about it casually. But if you are told that you have a 10

percent chance of dying within the next year, you might worry a lot more, perhaps even choosing to live your life differently. And if you are told that you have 10 percent chance of dying within the next minute, you'll probably panic. So it's the *imminent* possibility of death that drives the fear—which means that the most sensible way to calculate fear of death would be to think about it on a per-hour basis.

If you are taking a trip and have the choice of driving or flying, you might wish to consider the per-hour death rate of driving versus flying. It is true that many more people die in the United States each year in motor vehicle accidents (roughly fori)' thousand) than in airplane crashes (fewer than one thousand). But it's also true that most people spend a lot more time in cars than in airplanes. (More people die even in boating accidents each year than in airplane crashes; as we saw with swimming pools versus guns, water is a lot more dangerous than most people think.) The *per-hour* death rate of driving versus flying, however, is about equal. The two contraptions are equally likely (or, in truth, unlikely) to lead to death.

But fear best thrives in the present tense. That is why experts rely on it; in a world that is increasingly impatient with long-term processes, fear is a potent short-term play. Imagine that you are a government official charged with procuring the funds to fight one of two proven killers: terrorist attacks and heart disease. Which cause do you think the members of Congress will open up the coffers for? The likelihood of any given person being killed in a terrorist attack are infinitesimal!}' smaller than the likelihood that the same person will clog up his arteries with fattv food and die of heart disease. But a terrorist attack happens *now*; death by heart disease is some distant, quiet catastrophe. Terrorist acts lie beyond our control; french fries do not. Just as important as the control factor is what Peter Sandman calls the dread factor. Death by terrorist attack (or mad-cow disease) is considered wholly dreadful; death by heart disease is, for some reason, not.

FREAKONOMICS

Sandman is an expert who works both sides of the aisle. One day he might help a group of environmentalists expose a public health hazard. His client the next day could be a fast-food CEO trying to deal with an *E. coli* outbreak. Sandman has reduced his expertise to a tidy equation: Risk = hazard + outrage. For the CEO with the bad hamburger meat, Sandman engages in "outrage reduction"; for the environmentalists, it's "outrage increase."

Note that Sandman addresses the outrage but not the hazard itself. He concedes that outrage and hazard do not carry equal weight in his risk equation. "When hazard is high and outrage is low, people underreact," he says. "And when hazard is low and outrage is high, they overreact."

So why is a swimming pool less frightening than a gun? The thought of a child being shot through the chest with a neighbor's gun is gruesome, dramatic, horrifying—in a word, outrageous. Swimming pools do not inspire outrage. This is due in part to the familiarity factor. Just as most people spend more time in cars than in airplanes, most of us have a lot more experience swimming in pools than shooting guns. But it takes only about thirty seconds for a child to drown, and it often happens noiselessly. An infant can drown in water as shallow as a few inches. The steps to prevent drowning, meanwhile, are pretty straightforward: a watchful adult, a fence around the pool, a locked back door so a toddler doesn't slip outside unnoticed.

If every parent followed these precautions, the lives of perhaps four hundred young children could be saved each year. That would outnumber the lives saved by two of the most widely promoted inventions in recent memory: safer cribs and child car seats. The data show that car seats are, at best, nominally helpful. It is certainly safer to keep a child in the rear seat than sitting on a lap in the front seat, where in the event of an accident he essentially becomes a projectile.

But the safety to be gained here is from preventing the kids from riding shotgun, not from strapping them into a \$200 car seat. Nevertheless, many parents so magnify the benefit of a car seat that they trek to the local police station or firehouse to have it installed just right. There is a gesture of love, surely, but also a gesture of what might be called obsessive parenting. (Obsessive parents know who they are and are generally proud of the fact; non-obsessive parents also know who the obsessives are and tend to snicker at them.)

Most innovations in the field of child safety are affiliated with—shock of shocks—a new product to be marketed. (Nearly five million car seats are sold each year.) These products are often a response to some growing scare in which, as Peter Sandman might put it, the outrage outweighs the hazard. Compare the four hundred lives that a few swimming pool precautions might save to the number of lives saved by far noisier crusades: child-resistant packaging (an estimated fifty lives a year), flame-retardant pajamas (ten lives), keeping children away from airbags in cars (fewer than five young children a year have been killed by airbags since their introduction), and safety drawstrings on children's clothing (two lives).

Hold on a minute, you say What does it matter if parents are manipulated by experts and marketers? Shouldn't we applaud any effort, regardless of how minor or manipulative, that makes even one child safer? Don't parents already have enough to worry about? After all, parents are responsible for one of the most awesomely important feats we know: the very shaping of a child's character. Aren't they?

"The most radical shift of late in the conventional wisdom on parenting has been provoked by one simple question: how much do parents really matter?

Clearly, *bad* parenting matters a great deal. As the link between

FREAKONOMICS

abortion and crime makes clear, unwanted children—who are disproportionately subject to neglect and abuse—have worse outcomes than children who were eagerly welcomed by their parents. But how much can those eager parents actually accomplish for their children's sake?

This question represents a crescendo of decades' worth of research. A long line of studies, including research into twins who were separated at birth, had already concluded that genes alone are responsible for perhaps 50 percent of a child's personality and abilities.

So if nature accounts for half of a child's destiny, what accounts for the other half? Surely it must be the nurturing—the Baby Mozart tapes, the church sermons, the museum trips, the French lessons, the bargaining and hugging and quarreling and punishing that, in toto, constitute the act of parenting. But how then to explain another famous study, the Colorado Adoption Project, which followed the lives of 245 babies put up for adoption and found virtually *no* correlation between the child's personality traits and those of his adopted parents? Or the other studies showing that a child's character wasn't much affected whether or not he was sent to day care, whether he had one parent or two, whether his mother worked or didn't, whether he had two mommies or two daddies or one of each?

These nature-nurture discrepancies were addressed in a 1998 book by a little-known textbook author named Judith Rich Harris. *The Nurture Assumption* was in effect an attack on obsessive parenting, a book so provocative that it required two subtitles: *Why Children Turn Out the Way They Do* and *Parents Matter Less than You Think and Peers Matter More*. Harris argued, albeit gently, that parents are wrong to think they contribute so mightily to their child's personality. This belief, she wrote, was a "cultural myth." Harris argued that the top-down influence of parents is overwhelmed by the grassroots effect of peer pressure, the blunt force applied each day by friends and school-mates.

The unlikeliness of Harris's bombshell—she was a grandmother, no less, without PhD or academic affiliation—prompted both wonder and chagrin. "The public may be forgiven for saying, 'Here we go again,'" wrote one reviewer. "One year we're told bonding is the key, the next that it's birth order. Wait, what really matters is stimulation. The first five years of life are the most important; no, the first three years; no, it's all over by the first year. Forget that: It's all genetics!"

But Harris's theory was duly endorsed by a slate of heavyweights. Among them was Steven Pinker, the cognitive psychologist and best-selling author, who in his own book *Blank Slate* called Harris's views "mind-boggling" (in a good way). "Patients in traditional forms of psychotherapy while away their fifty minutes reliving childhood conflicts and learning to blame their unhappiness on how their parents treated them," Pinker wrote. "Many biographies scavenge through the subject's childhood for the roots of the grown-up's tragedies and triumphs. 'Parenting experts' make women feel like ogres if the}* slip out of the house to work or skip a reading of *Goodnight Moon*. All these deeply held beliefs will have to be rethought."

Or will the}?" Parents www matter, you tell yourself. Besides, even if peers exert so much influence on a child, isn't it the parents who essentially choose a child's peers? Isn't that why parents agonize over the right neighborhood, the right school, the right circle of friends?

Still, the question of how much parents matter is a good one. It is also terribly complicated. In determining a parent's influence, which dimension of the child are we measuring: his personality? his school grades? his moral behavior? his creative abilities? his salary as an adult? And what weight should we assign each of the many inputs that affect a child's outcome: genes, family environment, socioeconomic level, schooling, discrimination, luck, illness, and so on?

For the sake of argument, let's consider the story of two boys, one white and one black.

The white boy is raised in a Chicago suburb by parents who read

FREAKONOMICS

widely and involve themselves in school reform. His father, who has a decent manufacturing job, often takes the boy on nature hikes. His mother is a housewife who will eventually go back to college and earn a bachelors degree in education. The boy is happy and performs very well in school. His teachers think he may be a bona fide math genius. His parents encourage him and are terribly proud when he skips a grade. He has an adoring younger brother who is also very bright. The familv even holds I iterarv salons in their home.

The black boy is born in Dauona Beach, Florida, and his mother abandons him at the age of two. His father has a good job in sales but is a heavy drinker. He often beats the little boy with the metal end of a garden hose. One night when the boy is eleven, he is decorating a tabletop Christmas tree—the first one he has ever had—when his father starts beating up a lady friend in the kitchen. He hits her so hard that some teeth flv out of her mouth and land at the base of the boy's Christmas tree, but the boy knows better than to speak up. At school he makes no effort whatsoever. Before long he is selling drugs, mugging suburbanites, carrying a gun. He makes sure to be asleep by the time his father come home from drinking, and to be out of the house before his father awakes. The father eventually goes to jail for sexual assault. By the age of twelve, the boy is essentially fending for himself.

You don't have to believe in obsessive parenting to think that the second boy doesn't stand a chance and that the first boy has it made. What are the odds that the second boy, with the added handicap of racial discrimination, will turn out to lead a productive life? What are the odds that the first boy, so deftly primed for success, will somehow fail? And how much of his fate should each boy attribute to his parents?

One could theorize forever about what makes the perfect parent. For two reasons, the authors of this book will not do so. The first is that

neither of us professes to be a parenting expert (although between us we do have six children under the age of five). The second is that we are less persuaded by parenting theory than by what the data have to say.

Certain facets of a child's outcome—personality, for instance, or creativity—are not easily measured by data. But school performance is. And since most parents would agree that education lies at the core of a child's formation, it would make sense to begin by examining a telling set of school data.

These data concern school choice, an issue that most people feel strongly about in one direction or another. True believers of school choice argue that their tax dollars buy them the right to send their children to the best school possible. Critics worry that school choice will leave behind the worst students in the worst schools. Still, just about even* parent seems to believe that her child will thrive if only he can attend the *right* school, the one with an appropriate blend of academics, extracurriculars, friendliness, and safety.

School choice came early to the Chicago Public School system. That's because the CPS, like most urban school districts, had a disproportionate number of minority students. Despite the U.S. Supreme Court's 1954 ruling in *Brown v. Board of Education of Topeka*, which dictated that schools be desegregated, many black CPS students continued to attend schools that were nearly all-black. So in 1980 the U.S. Department of Justice and the Chicago Board of Education teamed up to try to better integrate the city's schools. It was decreed that incoming freshmen could apply to virtually any high school in the district.

Aside from its longevity, there are several reasons the CPS school-choice program is a good one to study'. It offers a huge data set—Chicago has the third-largest school system in the country, after New York and Los Angeles—as well as an enormous amount of choice (more than sixty high schools) and flexibility. Its take-up rates are ac-

FREAKONOMICS

cordingly very high, with roughly half of the CPS students opting out of their neighborhood school. But the most serendipitous aspect of the CPS program—for the sake of a study, at least—is how the school-choice game was played.

As might be expected, throwing open the doors of any school to every freshman in Chicago threatened to create bedlam. The schools with good test scores and high graduation rates would be rabidly over-subscribed, making it impossible to satisfy every student's request.

In the interest of fairness, the CPS resorted to a lottery. For a researcher, this is a remarkable boon. A behavioral scientist could hardly design a better experiment in his laboratory. Just as the scientist might randomly assign one mouse to a treatment group and another to a control group, the Chicago school board effectively did the same. Imagine two students, statistically identical, each of whom wants to attend a new, better school. Thanks to how the ball bounces in the hopper, one goes to the new school and the other stays behind. Now imagine multiplying those students by the thousands. The result is a natural experiment on a grand scale. This was hardly the goal in the mind of the Chicago school officials who conceived the lottery. But when viewed in this way the lottery offers a wonderful means of measuring just how much school choice—or, really, a better school—truly matters.

So what do the data reveal?

The answer will not be heartening to obsessive parents: in this case, school choice barely mattered at all. It is true that the Chicago students who *entered* the school-choice lottery were more likely to graduate than the students who didn't—which seems to suggest that school choice does make a difference. But that's an illusion. The proof is in this comparison: the students who won the lottery and went to a "better"¹ school did no better than equivalent students who lost the lottery and were left behind. That is, a student who opted out of his

neighborhood school was more likely to graduate whether or not he actually won the opportunity to go to a new school. What appears to be an advantage gained by going to a new school isn't connected to the new school at all. What this means is that the students—and parents—who choose to opt out tend to be smarter and more academically motivated to begin with. But statistically, they gained no academic benefit by changing schools.

And is it true that the students left behind in neighborhood schools suffered? No: they continued to test at about the same levels as before the supposed brain drain.

There was, however, one group of students in Chicago who did see a dramatic change: those who entered a technical school or career academy. These students performed substantially better than they did in their old academic settings and graduated at a much higher rate than their past performance would have predicted. So the CPS school-choice program did help prepare a small segment of otherwise struggling students for solid careers by giving them practical skills. But it doesn't appear that it made anyone much smarter.

Could it really be that school choice doesn't much matter? No self-respecting parent, obsessive or otherwise, is ready to believe that. But wait: maybe it's because the CPS study measures high-school students; maybe by then the die has already been cast. "There are too many students who arrive at high school not prepared to do high school work," Richard R. Mills, the education commissioner of New York State, noted recently, "too many students who arrive at high school reading, writing, and doing math at the elementary level. We have to correct the problem in the earlier grades."

Indeed, academic studies have substantiated Mills's anxiety. In examining the income gap between black and white adults—it is well established that blacks earn significantly less—scholars have found that the gap is virtually eradicated if the blacks' lower eighth-grade

FREAKONOMICS

test scores are taken into account. In other words, the black-white income gap is largely a product of a black-white education gap that could have been observed many years earlier. "Reducing the black-white test score gap," wrote the authors of one study, "would do more to promote racial equality than any other strategy that commands broad political support."

So where does that black-white test gap come from? Many theories have been put forth over the years: poverty, genetic makeup, the "summer setback" phenomenon (blacks are thought to lose more ground than whites when school is out of session), racial bias in testing or in teachers' perceptions, and a black backlash against "acting white."

In a paper called "The Economics of Acting White," the young black Harvard economist Roland G. Fryer Jr. argues that some black students "have tremendous disincentives to invest in particular behaviors (i.e., education, ballet, etc.) due to the fact that they may be deemed a person who is trying to act like a white person (a.k.a. 'selling-out'). Such a label, in some neighborhoods, can earn penalties that range from being deemed a social outcast, to being beaten or lollod." Fryer cites the recollections of a young Kareem Abdul-Jabbar, known then as Lew Alcindor, who had just entered the fourth grade in a new school and discovered that he was a better reader than even the seventh graders: "When the kids found this out, I became a target. . . . It was my first time away from home, my first experience in an all-black situation, and I found myself being punished for everything I'd ever been taught was right. I got all A's and was hated for it; I spoke correctly and was called a punk. I had to learn a new language simply to be able to deal with the threats. I had good manners and was a good little boy and paid for it with my hide."

Fryer is also one of the authors of "Understanding the Black-White Test Score Gap in the First Two Years of School." This paper

takes advantage of a new trove of government data that helps reliably address the black-white gap. Perhaps more interestingly, the data do a nice job of answering the question that every parent—black, white, and otherwise—wants to ask: what are the factors that do and do not affect a child's performance in school?

In the late 1990s, the U.S. Department of Education undertook a monumental project called the Early Childhood Longitudinal Study. "The ECLS sought to measure the academic progress of more than twenty thousand children from kindergarten through the fifth grade. The subjects were chosen from across the country to represent an accurate cross section of American schoolchildren.

The ECLS measured the students' academic performance and gathered typical survey information about each child: his race, gender, family structure, socioeconomic status, the level of his parents' education, and so on. But the study went well beyond these basics. It also included interviews with the students' parents (and teachers and school administrators), posing a long list of questions more intimate than those in the typical government interview: whether the parents spanked their children, and how often; whether they took them to libraries or museums; how much television the children watched.

The result is an incredibly rich set of data—which, if the right questions are asked of it, tells some surprising stories.

How can this type of data be made to tell a reliable story? By subjecting it to the economists' favorite trick: regression analysis. No, regression analysis is not some forgotten form of psychiatric treatment. It is a powerful—if limited—tool that uses statistical techniques to identify otherwise elusive correlations.

Correlation is nothing more than a statistical term that indicates whether two variables move together. It tends to be cold outside when

FREAKONOMICS

it snows; those two factors are positively correlated. Sunshine and rain, meanwhile, are negatively correlated. Easy enough—as long as there are only a couple of variables. But with a couple of *hundred* variables, things get harder. Regression analysis is the tool that enables an economist to sort out these huge piles of data, it does so by artificially holding constant every variable except the two he wishes to focus on, and then showing how those two co-vary.

In a perfect world, an economist could run a controlled experiment just like a physicist or a biologist does: setting up two samples, randomly manipulating one of them, and measuring the effect. But an economist rarely has the luxury of such pure experimentation. (That's why the school-choice lottery in Chicago was such a happy accident.) What an economist typically has is a data set with a great many variables, none of them randomly generated, some related and others not. From this jumble, he must determine which factors are correlated and which are not.

In the case of the ECLS data, it might help to think of regression analysis as performing the following task: converting each of those twenty thousand schoolchildren into a sort of circuit board with an identical number of switches. Each switch represents a single category of the child's data: his first-grade math score, his third-grade math score, his first-grade reading score, his third-grade reading score, his mother's education level, his father's income, the number of books in his home, the relative affluence of his neighborhood, and so on.

Now a researcher is able to tease some insights from this very complicated set of data. He can line up all the children who share many characteristics—all the circuit boards that have their switches flipped the same direction—and then pinpoint the single characteristic they *don't* share. This is how he isolates the true impact of that single switch on the sprawling circuit board. This is how the effect of that switch—and, eventually, of every switch—becomes manifest.

Let's say that we want to ask the ECLS data a fundamental ques-

tion about parenting and education: does having a lot of books in your home lead your child to do well in school? Regression analysis can't quite answer that question, but it can answer a subtly different one: does a child with a lot of books in his home tend to do better than a child with no books? The difference between the first and second questions is the difference between causality (question 1) and correlation (question 2). A regression analysis can demonstrate correlation, but it doesn't prove cause. After all, there are several ways in which two variables can be correlated. X can cause Y; Y can cause X; or it may be that some other factor is causing both X and Y. A regression alone can't tell you whether it snows because it's cold, whether it's cold because it snows, or if the two just happen to go together.

The ECLS data do show, for instance, that a child with a lot of books in his home tends to test higher than a child with no books. So those factors are correlated, and that's nice to know. But higher test scores are correlated with many other factors as well. If you simply measure children with a lot of books against children with no books, the answer may not be very meaningful. Perhaps the number of books in a child's home merely indicates how much money his parents make. What we really want to do is measure two children who are alike in every way except one—in this case, the number of books in his home—and see if that one factor makes a difference in his school performance.

It should be said that regression analysis is more art than science. (In this regard, it has a great deal in common with parenting itself.) But a skilled practitioner can use it to tell how meaningful a correlation is—and maybe even tell whether that correlation does indicate a causal relationship.

So what does an analysis of the ECLS data tell us about school-children's performance? A number of things. The first one concerns the black-white test score gap.

It has long been observed that black children, even before the }' set

FREAKONOMICS

foot in a classroom, underperform their white counterparts. Moreover, black children didn't measure up even when controlling for a wide array of variables. (To control for a variable is essentially to eliminate its influence, much as one golfer uses a handicap against another. In the case of an academic study such as the ECLS, a researcher might control for any number of disadvantages that one student might carry when measured against the average student.) But this new data set tells a different story. After controlling for just a few variables—including the income and education level of the child's parents and the mother's age at the birth of her first child—the gap between black and white children is virtually eliminated at the time the children enter school.

This is an encouraging finding on two fronts. It means that young black children have continued to make gains relative to their white counterparts. It also means that whatever gap remains can be linked to a handful of readily identifiable factors. The data reveal that black children who perform poorly in school do so not because they are black but because they tend to come from low-income, low-education households. A typical black child and white child from the same socioeconomic background, however, have the same abilities in math and reading upon entering kindergarden.

Great news, right? Well, not so fast. First of all, because the average black child *is* more likely to come from a low-income, low-education household, the gap is very real: on average, black children still *are* scoring worse. Worse yet, even when the parents' income and education are controlled for, the black-white gap reappears within just two years of a child's entering school. By the end of first grade, a black child is under performing a statistical!)* equivalent white child. And the gap steadily grows over the second and third grades.

Why does this happen? That's a hard, complicated question. But one answer may lie in the fact that the school attended by the typical

black child is not the same school attended by the typical white child, and the typical black child goes to a school that is simply. . . bad. Even fifty years after *Brown v. Board*, many American schools are virtually segregated. The ECLS project surveyed roughly one thousand schools, taking samples of twenty children from each. In 35 percent of those schools, not a single black child was included in the sample. The typical white child in the ECLS study attends a school that is only 6 percent black; the typical black child, meanwhile, attends a school that is about 60 percent black.

Just how are the black schools bad? Not, interestingly, in the ways that schools are traditionally measured. In terms of class size, teachers' education, and computer-to-student ratio, the schools attended by blacks and whites are similar. But the typical black student's school has a far higher rate of troublesome indicators, such as gang problems, nonstudents loitering in front of the school, and lack of PTA funding. These schools offer an environment that is simply not conducive to learning.

Black students are hardly the only ones who suffer in bad schools. White children in these schools also perform poorly. In fact, there is essentially no black-white test score gap *within* a bad school in the early years once you control for students' backgrounds. But all students in a bad school, black and white, *do* lose ground to students in good schools. Perhaps educators and researchers are wrong to be so hung up on the black-white test score gap; the bad-school/good-school gap may be the more salient issue. Consider this fact: the ECLS data reveal that black students in good schools *don't* lose ground to their white counterparts, and black students in good schools outperform whites in poor schools.

So according to these data, a child's school does seem to have a clear impact on his academic progress. Can the same be said for parenting? Did all those Baby Mozart tapes pay off? What about those

FREAKONOMICS

marathon readings of *Goodnight Moon*? Was the move to the suburbs worthwhile? Do the kids with PTA parents do better than the kids whose parents have never heard of the PTA?

The wide-ranging ECLS data offer a number of compelling correlations between a child's personal circumstances and his school performance. For instance, once all other factors are controlled for, it is clear that students from rural areas tend to do worse than average. Suburban children, meanwhile, are in the middle of the curve, while urban children tend to score higher than average. (It may be that cities attract a more educated workforce and, therefore, parents with smarter children.) On average, girls test higher than boys, and Asians test higher than whites—although blacks, as we have already established, test similarly to whites from comparable backgrounds and in comparable schools.

Knowing what you now know about regression analysis, conventional wisdom, and the art of parenting, consider the following list of sixteen factors. According to the ECLS data, eight of the factors show a strong correlation—positive or negative—with test scores. The other eight don't seem to matter. Feel free to guess which are which.

The child has highly educated parents.

The child's family is intact.

The child's parents have high socioeconomic status.

The child's parents recently moved into a better neighborhood.

The child's mother was thirty or older at the time of her first child's birth.

The child's mother didn't work between birth and kindergarten.

The child had low birth weight.
The child attended Head Start.
The child's parents speak English in the home.
The child's parents regularly take him to museums.
The child is adopted.
The child is regularly spanked.
The child's parents are involved in the PTA.
The child frequently watches television.
The child has many books in his home.
The child's parents read to him nearly every day.

Here now are the eight factors that *are* strong!}' correlated with test scores:

The child has highly educated parents.
The child's parents have high socioeconomic status.
The child's mother was thirty or older at the time of her first child's birth.
The child had low birthweight.
The child's parents speak English in the home.
The child is adopted.
The child's parents are involved in the PTA.
The child has many books in his home.

And the eight that aren't:

The child's family is intact.
The child's parents recently moved into a better neighborhood.
The child's mother didn't work between birth and kindergarten.

FREAKONOMICS

The child attended Head Start.

The child's parents regularly take him to museums.

The child is regularly spanked.

The child frequently watches television.

The child's parents read to him nearly every day.

Now, two by two:

Matters: The child has highly educated parents.

Doesn't: The child's family is intact.

A child whose parents are highly educated typically does well in school; not much surprise there. A family with a lot of schooling tends to value schooling. Perhaps more important, parents with higher IQs tend to get more education, and IQ is strongly hereditary. But whether a child's family is intact doesn't seem to matter. Just as the earlier-cited studies show that family structure has little impact on a child's personality, it does not seem to affect his academic abilities either. This is not to say that families ought to go around splitting up willy-nilly. It should, however, offer encouragement to the roughly twenty million American schoolchildren being raised by a single parent.

Matters: The child's parents have high socioeconomic status.

Doesn't: The child's parents recently moved into a better neighborhood.

A high socioeconomic status is strongly correlated to higher test scores, which seems sensible. Socioeconomic status is a strong indicator of success in general—it suggests a higher IQ and more education—and successful parents are more likely to have successful

children. But moving to a better neighborhood doesn't improve a child's chances in school. It may be that moving itself is a disruptive force; more likely, it's because a nicer house doesn't improve math or reading scores any more than nicer sneakers make you jump higher.

Matters: The child's mother was thirty or older at the time of her first child's birth.

Doesn't: The child's mother didn't work between birth and kindergarten.

A woman who doesn't have her first child until she is at least thirty is likely to see that child do well in school. This mother tends to be a woman who wanted to get some advanced education or develop traction in her career. She is also likely to *wants* child more than a teenage mother wants a child. This doesn't mean that an older first-time mother is necessarily a better mother, but she has put herself—and her children—in a more advantageous position. (It is worth noting that this advantage is nonexistent for a teenage mother who waits until she is thirty to have her *second* child. The ECLS data show that her second child will perform no better than her first.) At the same time, a mother who stays home from work until her child goes to kindergarten does not seem to provide any advantage. Obsessive parents might find this lack of correlation bothersome—what was the point of all those Mommy and Me classes?—but that is what the data tell us.

Matters: The child had low birthweight.

Doesn't: The child attended Head Start.

A child who had a low birthweight tends to do poorly in school. It may be that being born prematurely is simply hurtful to a child's over-

FREAKONOMICS

all well-being, it may also be that low birthweight is a strong forecaster of poor parenting, since a mother who smokes or drinks or otherwise mistreats her baby in utero isn't likely to turn things around just because the baby is born. A low-birthweight child, in turn, is more likely to be a poor child—and, therefore, more likely to attend Head Start, the federal preschool program. But according to the ECLS data, Head Start does nothing for a child's future test scores. Despite a deep reservoir of appreciation for Head Start (one of this book's authors was a charter student), we must acknowledge that it has repeatedly been proven ineffectual. Here's a likely reason: instead of spending the day with his own undereducated, overworked mother, the typical Head Start child spends the day with someone else's undereducated, overworked mother. (And a whole roomful of similarly needy children.) As it happens, fewer than 30 percent of Head Start teachers have even a bachelor's degree. And the job pays so poorly—about \$21,000 for a Head Start teacher versus \$40,000 for the average public-school kindergarten teacher—that it is unlikely to attract better teachers any time soon.

Matters: The child's parents speak English in the home.

Doesn't: The child's parents regularly take him to museums.

A child with English-speaking parents does better in school than one whose parents don't speak English. Again, not much of a surprise. This correlation is further supported by the performance of Hispanic students in the ECLS study. As a group, Hispanic students test poorly; they are also disproportionately likely to have non-English-speaking parents. (They do, however, tend to catch up with their peers in later grades.) So how about the opposite case: what if a mother and father are not only proficient in English but spend their weekends broadening their child's cultural horizons by taking him to

museums? Sorry. Culture cramming may be a foundational belief of obsessive parenting, but the ECLS data show no correlation between museum visits and test scores.

Matters: The child is adopted.

Doestit: The child is regularly spanked.

There is a strong correlation—a negative one—between adoption and school test scores. Why? Studies have shown that a child's academic abilities are far more influenced by the IQs of his biological parents than the IQs of his adoptive parents, and mothers who give up their children for adoption tend to have significantly lower IQs than the people who are doing the adopting. There is another explanation for low-achieving adoptees which, though it may seem distasteful, jibes with the basic economic theory of self-interest: a woman who knows she will put her baby up for adoption may not take the same prenatal care as a woman who is keeping her baby. (Consider—at the risk of furthering the distasteful thinking—how you treat a car you own versus a car you are renting for the weekend.) But if an adopted child is prone to lower test scores, a spanked child is not. This may seem surprising—not because spanking itself is necessarily detrimental but because, conventionally speaking, spanking is considered an unenlightened practice. We might therefore assume that parents who spank are unenlightened in other ways. Perhaps that isn't the case at all. Or perhaps there is a different spanking story to be told. Remember, the ECLS survey included direct interviews with the children's parents. So a parent would have to sit knee to knee with a government researcher and admit to spanking his child. This would suggest that a parent who does so is either unenlightened or—more interestingly—congenitally honest. It may be that honesty is more important to good parenting than spanking is to bad parenting.

FREAKONOMICS

Matters: The child's parents are involved in the PTA.

Doesn't. The child frequently watches television.

A child whose parents are involved in the PTA tends to do well in school—which probably indicates that parents with a strong relationship to education get involved in the PTA, not that their PTA involvement somehow makes their children smarter. The ECLS data show no correlation, meanwhile, between a child's test scores and the amount of television he watches. Despite the conventional wisdom, watching television apparently does not turn a child's brain to mush. (In Finland, whose education system has been ranked the world's best, most children do not begin school until age seven but have often learned to read on their own by watching American television with Finnish subtitles.) Nor, however, does using a computer at home turn a child into Einstein: the ECLS data show no correlation between computer use and school test scores.

Now for the final pair of factors:

Matters: The child has many books in his home.

Doesn't The child's parents read to him nearly every day.

As noted earlier, a child with many books in his home has indeed been found to do well on school tests. But regularly reading to a child *doesn't* affect test scores.

This would seem to present a riddle. It bounces us back to our original question: just how much, and in what ways, do parents really matter?

Let's start with the positive correlation: books in the home equal higher test scores. Most people would look at this correlation and infer an obvious cause-and-effect relationship. To wit: a little boy

named Isaiah has a lot of books at home; Isaiah does beautifully on his reading test at school; this must be because his mother or rather regularly reads to him. But Isaiah's friend Emily, who also has a lot of books in her home, practically never touches them. She would rather dress up her Bratz or watch cartoons. And Emily tests just as well as Isaiah. Meanwhile, Isaiah and Emily's friend Rick doesn't have *any* books at home. But Ricky goes to the library every day with his mother; Ricky is a reading fiend. And yet he does *worse* on his school tests than either Emily or Isaiah.

What are we to make of this? If reading books doesn't have an impact on early childhood test scores, could it be that the books' mere presence in the house makes the children smarter? Do books perform some kind of magical osmosis on a child's brain? If so, one might be tempted to simply deliver a truckload of books to every home that contains a preschooler.

That, in fact, is what the governor of Illinois tried to do. In early 2004, Governor Rod Blagojevich announced a plan to mail one book a month to every child in Illinois from the time they were born until they entered kindergarten. "The plan would cost 526 million a year. But, Blagojevich argued, this was a vital intervention in a state where 40 percent of third graders read below their grade level. "When you own [books] and they're yours," he said, "and they just come as part of your life, all of that will contribute to a sense . . . that books should be part of your life."

So all children born in Illinois would end up with a sixty-volume library by the time they entered school. Does this mean they would all perform better on their reading tests?

Probably not. (Although we may never know for sure: in the end, the Illinois legislature rejected the book plan.) After all, the ECLS data don't say that books in the house *cause* high test scores; it says only that the two are correlated.

How should this correlation be interpreted? Here's a likely theory:

FREAKONOMICS

most parents who buy a lot of children's books tend to be smart and well educated to begin with. (And they pass on their smarts and work ethic to their kids.) Or perhaps they care a great deal about education, and about their children in general. (Which means they create an environment that encourages and rewards learning.) Such parents may believe—as fervently as the governor of Illinois believed—that every children's book is a talisman that leads to unfettered intelligence. But the}* are probably wrong. A book is in fact less a cause of intelligence than an *indicator*.

So what does all this have to say about the importance of parents in general? Consider again the eight ECLS factors that are correlated with school test scores:

The child has highly educated parents.

The child's parents have high socioeconomic status.

The child's mother was thirty or older at the time of her first child's birth.

The child had low birthweight.

The child's parents speak English in the home.

The child is adopted.

The child's parents are involved in the PTA

The child has many books in his home.

And the eight factors that are not:

The child's family is intact.

The child's parents recently moved into a better neighborhood.

The child's mother didn't work between birth and kindergarten.

The child attended Head Start.

The child's parents regularly take him to museums.

The child is regularly spanked.

The child frequently watches television.

The child's parents read to him nearly every day.

To overgeneralize a bit, the first list describes things that parents *are*, the second list describes things that parents *do*. Parents who are well educated, successful, and health)' tend to have children who test well in school; but it doesn't seem to much matter whether a child is trotted off to museums or spanked or sent to Head Start or frequently read to or plopped in front of the television.

For parents—and parenting experts—who are obsessed with child-rearing technique, this may be sobering news. The reality is that technique looks to be highly overrated.

But this is not to say that parents don't matter. Plainly they matter a great deal. Here is the conundrum: by the time most people pick up a parenting book, it is far too late. Most of the things that matter were decided long ago—who you are, whom you married, what kind of life you lead. If you are smart, hardworking, well educated, well paid, and married to someone equally fortunate, then your children are more likely to succeed. (Nor does it hurt, in all likelihood, to be honest, thoughtful, loving, and curious about the world.) But it isn't so much a matter of what you *do* as a parent; it's who you are. In this regard, an overbearing parent is a lot like a political candidate who believes that money wins elections, whereas in truth, all the money in the world can't get a candidate elected if the voters don't like him to start with.

In a paper titled "The Nature and Nurture of Economic Outcomes," the economist Bruce Sacerdote addressed the nature-nurture debate by taking a long-term quantitative look at the effects of parenting. He used three adoption studies, two American and one British, each of them containing in-depth data about the adopted

FREAKONOMICS

children, their adoptive parents, and their biological parents. Sacerdote found that parents who adopt children are typically smarter, better educated, and more highly paid than the baby's biological parents. But the adoptive parents' advantages had little bearing on the child's school performances. As also seen in the ECLS data, adopted children test relatively poorly in school; any influence the adoptive parents might exert is seemingly outweighed by the force of generics. But, Sacerdote found, the parents were not powerless forever. By the time the adopted children became adults, they had veered sharply from the destiny that IQ alone might have predicted. Compared to similar children who were *not* put up for adoption, the adoptees were far more likely to attend college, to have a well-paid job, and to wait until they were out of their teens before getting married. It was the influence of the adoptive parents, Sacerdote concluded, that made the difference.

Levitt thinks he is onto something with a new paper about black names. He wanted to know if someone with a distinctly black name suffers an economic penalty. His answer—contrary to other recent research—is no. But now he has a bigger question: is black culture a cause of racial inequality or is it a consequence? For an economist, even for Levitt, this is new turf—"quantifying culture," he calls it. As a task, he finds it thorny, messy, perhaps impossible, and deeply tantalizing.

-THE NEW YORK TIMES MAGAZINE, AUGUST 3, 2003

"Finally, You Have Found The Secret to Making Big Money Playing Online Poker..."

Discover how to Consistently Increase your Bankroll and be One Step ahead of the Game by using Advanced Online Poker Tools

Absolutely FREE!!

- Are you sick of losing money playing online poker?
- Are you tired of depositing money into your account?
- Are you tired of losing sessions?
- **Stop!!**
- I will show you how to make a huge living playing poker
- Honestly, what I am about to show you changed my life...

Holdem Genius


What It does for you:

- Holdem Genius watches you play
- Calculates hand odds, pot odds, and much more in real-time
- Instantly provides ultra-accurate in-game betting advice based on your odds of winning
- Automatically reads all cards in play - no inputs required
- Ideal for playing multiple games at once
- 100% legal and approved by every single major poker room

Why you should use the software:

- Most professional players use the software
- It truly is the secret to online poker success.
- It has a \$100 value
- It is yours for FREE!

[Click Here to Get it For Free!](#)



CALL OR FOLD?
Become a Texas Holdem Genius instantly
and Win More \$\$\$ on Every Hand!
Click Here for **FREE** Download!

6

Perfect Parenting, Part II; or: Would a Roshanda by Any Other Name Smell as Sweet?

Obsessive or not, any parent *wants* to believe that she is making a big difference in the kind of person her child turns out to be. Otherwise, why bother?

The belief in parental power is manifest in the first official act a parent commits: giving the baby a name. As any modern parent knows, the baby-naming industry is booming, as evidenced by a proliferation of books, websites, and baby-name consultants. Many parents seem to believe that a child cannot prosper unless it is hitched to the right name; names are seen to carry great aesthetic or even predictive powers.

This might explain why, in 1958, a New York City man named Robert Lane decided to call his baby son Winner. The Lanes, who lived in a housing project in Harlem, already had several children, each with a fairly typical name. But this boy—well, Robert Lane apparently had a special feeling about this one. Winner Lane: how could he fail with a name like that?

FREAKONOMICS

Three years later, the Lanes had another baby boy, their seventh and last child. For reasons that no one can quite pin down today, Robert decided to name this boy Loser. It doesn't appear that Robert was unhappy about the new baby, he just seemed to get a kick out of the names bookend effect. First a Winner, now a Loser. But if Winner Lane could hardly be expected to fail, could Loser Lane possibly succeed?

Loser Lane did in fact succeed. He went to prep school on a scholarship, graduated from Lafayette College in Pennsylvania, and joined the New York Police Department (this was his mother's longtime wish), where he made detective and, eventually, sergeant. Although he never hid his name, many people were uncomfortable using it. "So t have a bunch of names," he says today, "from Jimmy to James to whatever they want to call you. Tim my. But they rarely call you Loser." Once in a while, he said, "they throw a French twist on it: 'Losier.' " To his police colleagues, he is known as Lou.

And what of his brother with the can't-miss name? The most noteworthy achievement of Winner Lane, now in his midforties, is the sheer length of his criminal record: nearly three dozen arrests for burglary, domestic violence, trespassing, resisting arrest, and other mayhem.

These da*s, Loser and Winner barely speak. The father who named them is no longer alive. Clearly he had the right idea—that naming is destiny—but he must have gotten the boys mixed up.

Then there is the recent case of Temptress, a fifteen-year-old girl whose misdeeds landed her in Albany County Family Court in New York. The judge, W. Dennis Duggan, had long taken note of the strange names borne by some offenders. One teenage boy, Amcher, had been named for the first thing his parents saw upon reaching the hospital: the sign for Albany Medical Center Hospital Emergency Room. But Duggan considered Temptress the most outrageous name he had come across.

"I sent her out of the courtroom so I could talk to her mother about why she named her daughter Temptress," the judge later recalled. "She said she was watching *The Cosby Show* and liked the young actress. I told her the actress's name was actually *Tempestt* Bledsoe. She said she found that out later, that they had misspelled the name, and I asked her if she knew what 'temptress' meant, and she said she also found that out at some later point. Her daughter was charged with ungovernable behavior, which included bringing men into the home while the mother was at work. I asked the mother if she had ever thought the daughter was living out her name. Most all of this went completely over her head."

Was Temptress actually "living out her name," as Judge Duggan saw it? Or would she have wound up in trouble even if her mother had called her Chastity? *

It isn't much of a stretch to assume that Temptress didn't have ideal parents. Not only was her mother willing to name her Temptress in the first place, but she wasn't smart enough to know what that word even meant. Nor is it so surprising, on some level, that a boy named Amcher would end up in family court. People who can't be bothered to come up with a name for their child aren't likely to be the best parents either.

So does the name you give your child affect his life? Or is *it your* life reflected in his name? In either case, what kind of signal does a child's name send to the world—and most important, does it really matter?

As it happens, Loser and Winner, Temptress and Amcher were all black. Is this fact merely a curiosity or does it have something; larger to say about names and culture?

*See note p. 227.

FREAKONOMICS

Every generation seems to produce a few marquee academics who advance the thinking on black culture. Roland G. Fiver Jr., the young black economist who analyzed the "acting white" phenomenon and the black-white test score gap, may be among the next. His ascension has been unlikely. An indifferent high-school student from an unstable family, he went to the University of Texas at Arlington on an athletic scholarship. Two things happened to him during college: he quickly realized he would never make the NFL or the NBA; and, taking his studies seriously for the first time in his life, he found he liked them. After graduate work at Penn State and the University of Chicago, he was hired as a Harvard professor at age twenty-five. His reputation for candid thinking on race was already well established.

Fryer's mission is the study of black underachievement. "One could rattle off all the statistics about blacks not doing so well," he says. "You can look at the black-white differential in out-of-wedlock births or infant mortality or life expectancy. Blacks are the worst-performing ethnic group on SATs. Blacks earn less than whites. They are still just not doing well, period. I basically want to figure out where blacks went wrong, and I want to devote my life to this."

In addition to economic and social disparity between blacks and whites, Fryer had become intrigued by the virtual segregation of culture. Blacks and whites watch different television shows. *{Monday Night Football}* is the only show that typically appears on each group's top ten list; *Seinfeld*, one of the most popular sitcoms in history, never ranked in the top fifty among blacks.) They smoke different cigarettes. (Newportsenjoya75 percent market share among black teenagers versus 12 percent among whites; the white teenagers are mainly smoking Marlboros.) And black parents give their children names that are starkly different from white children's.

Fiver came to wonder: is distinctive black culture a *cause* of the economic disparity between blacks and whites or merely a reflection of it?

As with the ECLS study, Fryer went looking for the answer in a mountain of data: birth-certificate information for every child born in California since 1961. The data, covering more than sixteen million births, included standard items such as name, gender, race, birth-weight, and the parents' marital status, as well as more telling factors about the parents: their zip code (which indicates socioeconomic status and a neighborhood's racial composition), their means of paying the hospital bill (again, an economic indicator), and their level of education.

The California data prove just how dissimilar black and white parents name their children. White and Asian-American parents, meanwhile, give their children remarkably similar names; there is some disparity between white and Hispanic-American parents, but it is slim compared to the black-white naming gap.

The data also show the black-white gap to be a recent phenomenon. Until the early 1970s, there was a great overlap between black and white names. The typical baby girl born in a black neighborhood in 1970 was given a name that was twice as common among blacks than whites. By 1980 she received a name that was *twenty* times more common among blacks. (Boys' names moved in the same direction but less aggressively—probably because parents of all races are less adventurous with boy names than girls'.) Given the location and timing of this change—dense urban areas where Afro-American activism was gathering strength—the most likely cause of the explosion in distinctive black names was the Black Power movement, which sought to accentuate African culture and fight claims of black inferiority. If this naming revolution was indeed inspired by Black Power, it would be one of the movement's most enduring remnants. Afros today are rare, dashikis even rarer. Black Panther founder Bobby Seale is best known today for peddling a line of barbecue products.

A great many black names today are unique to blacks. More than 40 percent of the black girls born in California in a given year receive

FREAKONOMICS

a name that not *one* of the roughly 100,000 baby white girls received that year. Even more remarkably, nearly 30 percent of the black girls are given a name that is unique among every baby, white and black, born that year in California. (There were also 228 babies named Unique during the 1990s alone, and 1 each of Uneek, Uneque, and Uneqee.) Even among very popular black names, there is little overlap with whites. Of the 626 baby girls named Deja in the 1990s, 591 were black. Of the 454 girls named Precious, 431 were black. Of the 318 Shanices, 310 were black.

What kind of parent is most likely to give a child such a distinctively black name? The data offer a clear answer: an unmarried, low-income, undereducated teenage mother from a black neighborhood who has a distinctively black name herself. In Fryer's view, giving a child a superblack name is a black parent's signal of solidarity with the community. "If I start naming my kid Madison," he says, "you might think, 'Oh, you want to go live across the railroad tracks, don't you?'" If black kids who study calculus and ballet are thought to be "acting white," Fryer says, then mothers who call their babies Shanice are simply "acting black."

The California study shows that many white parents send as strong a signal in the opposite direction. More than 40 percent of the white babies are given names that are at least four times more common among whites— Consider Connor and Cod); Emily and Abigail. In one recent ten-year stretch, each of these names was given to at least two thousand babies in California—fewer than 2 percent of them black.

So what are the "whitest" names and the "blackest" names?

The Twenty "Whitest" Girl Names

- | | |
|----------|-----------|
| 1. Molly | 3. Claire |
| 2. Amy | 4. Emily |

A Roshanda by Any Other Name

=>. Katie	13- Katherine
6- Madeline	14. Caitlin
7- Katelyn	15-Kairlin
8- Emma	16. Holly
9. Abigail	17. Allison
10. Carly	IS. Kaitlvn
11. Jenna	19. Hannah
12. Heather	20. Kathrvn

The Twenty "Blackest" Girl Names

1. Imani	U.Jada
2- Ebom'	12. Tierra
3. Shanice	13. Tiara
4. Aaliyah	14. Kiara
5. Precious	15. Jazmine
6. Nia	16. Jasmin
7- Deja	17. Jazmin
8- Diamond	18. Jasmine
9. Asia	19. AJexus
10. Alivah	20. Raven

The Twenty "Whitest" Boy Names

1. Jake	9. Scott
2- Connor	10. Logan
3- Tanner	11. Cole
4- Wyatt	12. Lucas
5. Cody	13. Bradley
6- Dust in	14. Jacob
7- Luke	15- Garrett
8. Jack	16. Dylan

FREAKONOMICS

- | | |
|-------------|-----------|
| 17. Maxwell | 19. Brett |
| 18. Hunter | 20. Colin |

The Twenty "Blackest" Boy Names

- | | |
|---------------|---------------|
| 1. DeShawn | 11. Demetrius |
| 2. DeAndre | 12. Reginald |
| 3. Marquis | 13- Jamal |
| 4. Darnell | 14. Maurice |
| 5. Terrell | 15. Jalen |
| 6. Malik | 16. Darius |
| 7. Trevon | 17. Xavier |
| 8. Tyrone | 18. Terrance |
| 9. Willie | 19. Andre |
| 10. Dominique | 20. Darryl |

So how does it matter if you have a very white name or a very black name? Over die years, a series of "audit studies" have tried to measure how people perceive different names. In a typical audit study, a researcher would send two identical (and take) resumes, one with a traditional!}' white name and the other with an immigrant or minority-sounding name, to potential employers. The "white" resumes have always gleaned more job interviews.

According to such a study, if DeShawn Williams and Jake Williams sent identical resumes to the same employer, Jake Williams would be more likely to get a callback. The implication is that black-sounding names carry an economic penalty. Such studies are tantalizing but severely limited, for they cant explain *why* DeShawn didn't get the call. Was he rejected because the employer is a racist and is convinced that DeShawn Williams is black? Or did he reject him because "DeShawn" sounds like someone from a low-income, low-

education family? A resume is a fairly undependable ser of clues—a recent study showed that more than 50 percent of them contain lies—so "DeShawn" may simply signal a disadvantaged background to an employer who believes that workers from such backgrounds are undependable.

Nor do the black-white audit studies predict what might have happened in a job interview. What if the employer *is* racist, and if he unwittingly agreed to interview a black person who happened to have a white-sounding name—would he be any more likely to hire the black applicant after meeting face-to-face? Or is the interview a painful and discouraging waste of time for the black applicant—that is, an economic penalty tor having a w/>>>f-sounding name? Along those same lines, perhaps a black person with a white name pays an economic penalty in the W*/^ community, and what of the potential *advantage* to be gained in the black community by having a distinctively black name? But because the audit studies can't measure the actual lite outcomes of the fictitious DeShawn Williams versus Jake Williams, they can't assess the broader impact of a distinctively black name.

Maybe DeShawn should just change his name.

People do this all the time, of course. The clerks in New York City's civil court recently reported that name changes are at an all-time high. Some of the changes are purely, if bizarrely, aesthetic. A young couple named Natalie Jeremijenko and Dalton Conley recently renamed their four-year-old son Yo Xing Heyno Augustus Eisner Alexander Weiser Knuckles Jeremijenko-Conley. Some people change names for economic purposes: after a New York livery-cab driver named Michael Goldberg was shot in early 2004, it was reported that Mr. Goldberg was in fact an Indian-born Sikh who thought it advantageous to take a Jewish name upon immigrating to New York. Goldberg's decision might have puzzled some people in show business circles, where it is a time-honored tradition to change Jewish names.

FREAKONOMICS

Thus did Issur Danielovitch become Kirk Douglas; thus did the William Morris Agency rise to prominence under its namesake, the former Zelman Moses.

The question is, would Zelman Moses have done as well had he not become William Morris? And would DeShawn Williams do any better if he called himself Jake Williams or Connor Williams? It is tempting to think so—just as it is tempting to think that a truckload of children's books will make a child smarter.

Though the audit studies can't be used to truly measure how much a name matters, the California names data can.

How? The California data included not only each baby's vital statistics but information about the mother's level of education, income and, most significantly, her own date of birth. This last fact made it possible to identify the hundreds of thousands of California mothers who had themselves been born in California and then to link them to their *own* birth records. Now a new and extreme!)* potent story emerged from the data: it was possible to track the life outcome of any individual woman. This is the sort of data chain that researchers dream about, making it possible to identify a set of children who were born under similar circumstances, then locate them again twenty or thirty years later to see how they)* turned out. Among the hundreds of thousands of such women in the California data, many)* bore distinctively black names and many)* others did not. Using regression analysis to control for other factors that might influence life trajectories, it was then possible to measure the impact of a single factor—in this case, a woman's first name—on her educational, income, and health outcomes.

So does a name matter?

The data show that, on average, a person with a distinctively black name—whether it is a woman named Imani or a man named DeShawn—*does* have a worse life outcome than a woman named

Molly or a man named Jake. But it isn't the fault of their names. If two black boys, Jake Williams and DeShawn Williams, are born in the same neighborhood and into the same familial and economic circumstances, they would likely have similar life outcomes. But the kind of parents who name their son Jake *don't* tend to live in the same neighborhoods or share economic circumstances with the kind of parents who name their son DeShawn. And that's why, on average, a boy named Jake will tend to earn more money and get more education than a boy named DeShawn. A DeShawn is more likely to have been handicapped by a low-income, low-education, single-parent background. His name is an indicator—not a cause—of his outcome. Just as a child with no books in his home isn't likely to test well in school, a boy named DeShawn isn't likely to do as well in life.

And what if DeShawn *had* changed his name to Jake or Connor: would his situation improve? Here's a guess: anybody who bothers to change his name in the name of economic success is—like the high-school freshmen in Chicago who entered the school-choice lottery—at least highly motivated, and motivation is probably a stronger indicator of success than, well, a name.

Just as the ECLS data answered questions about parenting that went well beyond the black-white test gap, the California names data tell a lot of stories in addition to the one about distinctively black names. Broadly speaking, the data tell us how parents see themselves—and, more significantly, what kind of expectations they have for their children.

Here's a question to begin with: where does a name come from, anyway? Not, that is, the actual source of the name—that much is usually obvious: there's the Bible, there's the huge cluster of traditional English and Germanic and Italian and French names, there are

FREAKONOMICS

princess names and hippie names, nostalgic names and place names. Increasingly, there are brand names (Lexus, Armani, Bacardi, Timberland) and what might be called aspirational names. The California data show eight Harvards born during the 1990s (all of them black), fifteen Yales (all white), and eighteen Princetons (all black). There were no Doctors but three Lawyers (all black), nine Judges (eight of them white), three Senators (all white), and two Presidents (both black). Then there are the invented names. Roland G. Fryer Jr., while discussing his names research on a radio show, took a call from a black woman who was upset with the name just given to her baby niece. It was pronounced *shuh-TEED* but was in fact spelled "Shithead." Or consider the twin boys Orangejello and Lemonjello, also black, whose parents further dignified their choice by instituting the pronunciations *a-RON-zhelto* and *h-MON-z}ello*.

Orangejello, Lemonjello, and Shithead have yet to catch on among the masses, but other names do. How does a name migrate through the population, and why? Is it purely a matter of *Zeitgeist*, or is there some sensible explanation? We all know that names rise and fall and rise—witness the return of Sophie and Max from near extinction—but is there a discernible pattern to these movements?

The answer lies in the California data, and the answer is yes.

Among the most interesting revelations in the data is the correlation between a baby's name and the parent's socioeconomic status. Consider the most common female names found in middle-income white households versus low-income white households. (These and other lists to follow include data from the 1990s alone, to ensure a large sample that is also current.)

Most Common Middle-Income White Girl Names

- | | |
|----------|------------|
| 1. Sarah | 3- Jessica |
| 2. Emily | 4. Lauren |

A Roshanda by Any Other Name

5. Ashley	13- Elizabeth
6. Amanda	14. {Catherine
7. Megan	15- Madison
S. Samantha	16. Jennifer
9. Hannah	17. Alexandra
10. Rachel	18. Brittany
11. Nicole	19. Danielle
12. Taylor	20. Rebecca

Most Common Low-Income White Girl Names

1. Ashley	11. Emilv
2. Jessica	12. Nicole
3- Amanda	13. Elizabeth
4. Samantha	14. Heather
5. Brittany	15. Alyssa
6. Sarah	16. Stephanie
7. Kayla	17. Jennifer
8. Amber	18. Hannah
9. Megan	19. Courtney
10. Taylor	20. Rebecca

There is considerable overlap, to be sure. But keep in mind that these are the most common names of all, and consider the size of the data set. The difference between consecutive positions on these lists may represent several hundred or even several thousand children. So if Brittany is number five on the low-income list and number eighteen on the middle-income list, you can be assured that Brittany is a decided low-end name. Other examples are even more pronounced. Five names in each category don't appear at all in the other category's top twenty. Here are the top five names among high-end and low-end families, in order of their relative disparity with the other category:

FREAKONOMICS

Most Common High-End White Girl Names

1. Alexandra
2. Lauren
- 3- Katherine
4. Madison
5. Rachel

Most Common Low-End White Girl Names

- t. Amber
2. Heather
3. Kayla
4. Stephanie
5. Alyssa

And for the bws:

Most Common High-End White Boy Names

1. Benjamin
2. Samuel
- 3- Jonathan
4. Alexander
5. Andrew

Most Common Low-End White Boy Names

1. Cody
*
2. Brandon
3. Anthony

4. Justin
5. Robert

Considering the relationship between income and names, and given the fact that income and *education* are strongly correlated, it is not surprising to find a similarly strong link between the parents' level of education and the name they give their baby. Once again drawing from the pool of most common names among white children, here are the top picks of highly educated parents versus those with the least education:

Most Common White Girl Names Among High-Education Parents

1. Catherine
2. Emma
3. Alexandra
4. Julia
- % Rachel

Most Common White Girl Names Among Low-Education Parents

1. Kayla
2. Amber
3. Heather
4. Brittany
5. Brianna

Most Common White Boy Names Among High-Education Parents

1. Benjamin
2. Samuel
- 3- Alexander

FREAKONOMICS

- 4. John
- 5- William

Most Common White Boy Names Among Low-Education Parents

- 1. Cody
- 2. Travis
- 3- Brandon
- 4. Justin
- 5. Tyler

The effect is even more pronounced when the sample is widened beyond the most common names. Drawing from the entire California database, here are the names that signify the most poorly educated white parents.

The Twenty White Girl Names
That Best Signify Low-Education Parents*

(Average number of years of mothers education in parentheses)

1. Angel	11.38)	11. Jazmine	(11.94)
2. Heaven	11-46)	12. Shyanne	(11-96)
3- Misty	11.61)	13. Britany	(12.05)
4. Destiny	11.66)	14. Mercedes	(12.06)
5. Brenda	11.71)	15. Tiffany	(12.08)
6. Tabatha	11.81)	16. Ashly	(12.11)
7. Bobbie	11.87)	17. Tonya	(12-13)
8. Brandv	11-89)	18. Crystal	(12-15)
9- Destinee	11.91)	19. Brandie	(12.16)
10. Cindy	11-92)	20. Brandi	(12-17)

* With a minimum of 100 occurrence!

If you or someone you love is named Cindy or Brenda and is over, say, forty, and feels that those names did not formerly connote a low-education family, you are right. These names, like mam* others, have shifted hard and fast of late. Some of the other low-education names are obviously misspellings, whether intentional or not, of more standard names. In most cases the standard spellings of the names—Tabitha, Cheyenne, Tiffany, Brittany, and Jasmine—also signify low education. But the various spellings of even one name can reveal a strong disparity*:

Ten "Jasmines" in Ascending Order of Maternal Education

(\eais of mother's education in parentheses)

1. Jazmine	(11.94)
2. Jazmyne	(12.08)
3. Jazzmin	(12.14)
4. Jazzmine	(12.16)
5. Jasmyne	(12.18)
6. Jasmina	(12.50)
7. Jazmyn	(12.77)
8. Jasmine	(12-88)
9. Jasmin	(13.12)
10. Jasmyn	(13.23)

Here is the list of low-education white boy names. It includes the occasional misspelling (Micheal and Tylor), but more common is the nickname-as-proper-name trend.

FREAKONOMICS

The Twenty White Boy Names That Best Signify Low-Education Parents*

(Years of mother's education in years)

1. Ricky	(11.55)	11. Tommy	(11.89)
2. Joey	(11.65)	12. Tony	(11.96)
3. Jessie	(11.66)	13. Micheal	(11.98)
4. Jimmy	(11.66)	14. Ronnie	(12.03)
5. Billy	(11.69)	15. Randy	(12.07)
6. Bobby	(11.74)	16. Jerry	(12.08)
7. Johnny	(11.75)	17. Tylor	(12.14)
8. Larry	(11.80)	18. Terry	(12.15)
9. Edgar	(11.81)	19. Danny	(12.17)
10. Steve	(11.84)	20. Harlev	(12.22)

* With a minimum of 100 occurrence*

Now for the names that signify the *highest* level of parental education. These names don't have much in common, phonetically or aesthetically, with the low-education names. The girls' names are in most regards diverse, though with a fair share of literary and otherwise artful touches. A caution to prospective parents who are shopping for a "smart" name: remember that such a name won't *make* your child smart; it will, however, give her the same name as other smart kids—at least for a while. (For a much longer and more varied list of girls' and boys' names, see p. 227)

The Twenty White Girl Names
That Best Signify High-Education Parents"

(Years of mother's education in parentheses)

1. Lucienne	(16.60)	11. Rotem	(16.08)
2. Marie-Claire	(16.50)	12. Oona	(16.00)
3- Glynnis	(16.40)	13. Atara	(16.00)
4. Adair	(16.36)	14. Linden	(15.94)
5. Meira	(16.27)	15. Waverly	(15.93)
6. Beatrix	(16.26)	16. Zofia	(15.88)
7. Clementine	(16.23)	17. Pascale	(15.82)
8. Philippa	(16.21)	18. Eleanora	(15.80)
9- Aviva	(16.18)	19. Elika	(15.80)
10. Flannery	(16.10)	20. Neeka	(15.77)

* With a minimum of 10 occurrences

Now for the boys' names that are turning up these days in high-education households. This list is particularly heavy on the Hebrew, with a noticeable trend toward Irish traditionalism.

The Twenty White Boy Names
That Best Signify High-Education Parents*

(Years of mothers education in parentheses)

1. Dov	(16.50)	6. Guillaume	(16.17)
2. Akiva	(16.42)	7. Elon	(16.16)
3. Sander	(16.29)	8. Ansel	(16.14)
4. Yannick	(16.20)	9- Yonah	(16.14)
5. Sacha	(16-18)	10. Tor	(16.13)

FREAKONOMICS

11. Finnegan	(16.13)	16. Kia	(15.90)
12. MacGregor	(16.10)	17- Ashkon	(15.84)
13- Florian	(15.94)	18. Harper	(15.83)
14Zev	(15.92)	19- Sumner	(15.77)
15. Beckett	(15.91)	20. Calder	(15.75)

* * i r i a n i ! : i M m i n o f 10 o c c u r r e n c e s

If many names on the above lists were unfamiliar to you, don't feel bad. Even boys' names—which have always been scarcer than girls'—have been proliferating wildly. This means that even the most popular names today are less popular than they used to be. Consider the ten most popular names given to black baby boys in California in 1990 and then in 2000. The top ten in 1990 includes 3,375 babies (18.7 percent of those born that year), while the top ten in 2000 includes only 2,115 (14.6 percent of those born that year).

Most Popular Black Boy Names

(Number of occurrence! in parentheies)

1990		2000	
1. Michael	(532)	1. Isaiah	(308)
2- Christopher	(531)	2. Jordan	(267)
3. Anthony	(395)	3. Elijah	(262)
4. Brandon	(323)	4. Michael	(235)
5. James	(303)	5. Joshua	(218)
6. Joshua	(301)	6. Anthony	(208)
7- Robert	(276)	7- Christopher	(169)
8. David	(243)	8. Jalen	(159)
9. Kevin	(240)	9- Brandon	(148)
10. Justin	(231)	10. Justin	(141)

In the space of a few years, even the most popular name among black baby boys (532 occurrences for Michael) became far less popular (308 occurrences for Isaiah). So parents are plainly getting more diverse with names. But there's another noteworthy shift in these lists: a very quick rate of turnover. Note that four of the 1990 names (James, Robert, David, and Kevin) fell out of the top ten by 2000. Granted, the 's made up the bottom half of the 1990 list. But the names that replaced them in 2000 *weren't* bottom dwellers. Three of the new names—Isaiah, Jordan, and Elijah—were in fact numbers one, two, and three in 2000. For an even more drastic example of how quickly and thoroughly a name can cycle in and out of use, consider the ten most popular names given to white girls in California in 1960 and then in 2000.

Most Popular White Girl Names

1960	2000
1. Susan	1. Emily
2. Lisa	2. Hannah
3. Karen	3. Madison
4. Mary	4. Sarah
5. Cynthia	5. Saniantha
6. Deborah	6. Lauren
7. Linda	7. Ashler
8. Patricia	8. Emma
9. Debra	9. Taylor
10. Sandra	10. Megan

Not a single name from 1960 remains in the top ten. But, you say, it's hard to stay popular for forty years. So how about comparing

FREAKONOMICS

today's most popular names with the top ten from only twenty years earlier?

Most Popular White Girl Names

1980	2000
1. Jennifer	1. Emily
2. Sarah	2. Hannah
3. Melissa	3. Madison
4. Jessica	4. Sarah
5. Christina	5. Samantha
6. Amanda	6. Lauren
7. Nicole	7. Ashley
8. Michelle	8. Emma
9. Heather	9. Taylor
10. Amber	10. Megan

A single holdover: Sarah. So where do these Emilys and Emmas and Laurens all come from? Where on earth did *Madison* come from? It's easy enough to see that new names become very popular very fast—but why?

Let's take another look at a pair of earlier lists. Here are the most popular names given to baby girls in the 1990s among low-income families and among families of middle income or higher.

Most Common "High-End" White Girl Names in the 1990s

1. Alexandra
2. Lauren
3. Katherine
4. Madison
5. Rachel

Most Common "Low-End" White Girl Names in the 1990s

1. Amber
2. Heather
3. Kayla
4. Stephanie
5. Alyssa

Notice anything? You might want to compare these names with the "Most Popular White Girl Names" list on page 199, which includes the top ten overall names from 1980 and 2000. Lauren and Madison, two of the most popular "high-end" names from the 1990s, made the 2000 top ten list. Amber and Heather, meanwhile, two of the overall most popular names from 1980, are now among the "low-end" names.

There is a clear pattern at play: once a name catches on among high-income, highly educated parents, it starts working its way down the socioeconomic ladder. Amber and Heather started out as high-end names, as did Stephanie and Brittany. For even' high-end baby named Stephanie or Brittany, another five lower-income girls received those names within ten years.

So where do lower-end families go name-shopping? Many people assume that naming trends are driven by celebrities. But celebrities actually have a weak effect on baby names. As of 2000, the pop star Madonna had sold 130 million records worldwide but hadn't generated even the ten copycat namings—in California, no less—required to make the master index of four thousand names from which the sprawling list of girls' names on page 227 was drawn. Or considering all the Brittany, Britneys, Brittanis, Brittanies, Brittneys, and Brittnis you encounter these days, you might think of Britney Spears. But she is in fact a symptom, not a cause, of the Brittany/Britney/Brittani/Brittanie/Brittney/Brittni explosion. With the most common spell-

FREAKONOMICS

ing of the name, Brittany, at number eighteen among high-end families and number five among low-end families, it is surely approaching its pull date. Decades earlier, Shirley Temple was similarly a symptom of the Shirley boom, though she is often now remembered as its cause. (It should also be noted that many girls' names, including Shirley, Carol, Leslie, Hilary, Renee, Stacy, and Tracy began life as boys' names, but girls' names almost never cross over to boys.)

So it isn't famous people who drive the name game. It is the family just a few blocks over, the one with the bigger house and newer car. The kind of families that were the first to call their daughters Amber or Heather and are now calling them Lauren or Madison. The kind of families that used to name their sons Justin or Brandon and are now calling them Alexander or Benjamin. Parents are reluctant to poach a name from someone *too* near—family members or close friends—but many parents, whether they realize it or not, like the sound of names that sound "successful."

But as a high-end name is adopted en masse, high-end parents begin to abandon it. Eventually, it is considered so common that even lower-end parents may not want it, whereby it falls out of the rotation entirely. The lower-end parents, meanwhile, go looking for the next name that the upper-end parents have broken in.

So the implication is clear: the parents of all those Alexandras, Laurens, Katherines, Madisons, and Rachels should not expect the cachet to last much longer. Those names are already on their way to overexposure. Where, then, will the new high-end names come from?

It wouldn't be surprising to find them among the "smartest" girls' and boys' names in California, listed on pages 197—98, that are still fairly obscure. Granted, some of them—Oona and Glynnis, Florian and Kia—are bound to remain obscure. The same could be surmised of most of the Hebrew names (Rotem and Zofia, Akiva and Zev), even though mam' of today's most mainstream names (David,

Jonathan, Samuel, Benjamin, Rachel, Hannah, Sarah, Rebecca) are of course Hebrew biblical names. Aviva may be the one modern Hebrew name that is ready to break out: it's easy to pronounce, pretty, peppy, and suitably flexible.

Drawn from a pair of "smart" databases, here is a sampling of today's high-end names. Some of them, as unlikely as it seems, are bound to become tomorrow's mainstream names. Before you scoff, ask yourself this: do any of them seem more ridiculous than "Madison" might have seemed ten years ago?

Most Popular Girl's Names of 2015?

Annika	Isabel
Ansley	Kate
Ava	Lara
Avery	Linden
Aviva	Maeve
Clementine	Marie-Claire
Eleanor	Maya
Ella	Philippa*
Emma	Phoebe
Fiona	Quinn
Flannery	Sophie
Grace	V/averly

Most Popular Boys' Names of 2015?

Aidan	Asher
Aldo	Beckett
Anderson	Bennett
Ansel	Carter

Cooper	Maximilian
Finnegan	McGregor
Harper	Oliver
Jackson	Reagan
Johan	Sander
Keyon	Sumner
Liani	Will

Obviously, a variety of motives are at work when parents consider a name for their child. The)' may want something traditional or something bohemian, something unique or something perfect!}' trendy, tt would be an overstatement to suggest that all parents are looking—whether consciously or not—for a "smart" name or a "high-end" name. But they are all trying to signal *somethingvivh* a name, whether the name is Winner or Loser, Madison or Amber, Shithead or Sander, DeShawn or Jake. What the California names data suggest is that an overwhelming number of parents use a name to signal *their own expectations* of how successful their children will be. The name isn't likely to make a shard of difference. But the parents can at least feel better knowing that, from the very outset, they tried their best.

EPILOGUE: Two Paths to Harvard

And now, with all these pages behind us, an early promise has been confirmed: this book indeed has no "unifying theme."

But if there is no unifying theme to *Freakonomics*, there is at least a common thread running through the everyday application of Freakonomics. It has to do with thinking sensibly about how people behave in the real world. All it requires is a novel way of looking, of discerning, of measuring. This isn't necessarily a difficult task, nor does it require super sophisticated thinking. We have essentially tried to figure out what the typical gang member or sumo wrestler figured out on his own (although we had to do so in reverse).

Will the ability to think such thoughts improve your life materially? Probably not. Perhaps you'll put up a sturdy gate around your swimming pool or push your real-estate agent to work a little harder. But the net effect is likely to be more subtle than that. You might become more skeptical of the conventional wisdom; you may begin looking for hints as to how things aren't quite what they seem; per-

FREAKONOMICS

haps you will seek out some trove of data and sift through it, balancing your intelligence and your intuition to arrive at a glimmering new idea. Some of these ideas might make you uncomfortable, even unpopular. To claim that legalized abortion resulted in a massive drop in crime will inevitably lead to explosive moral reactions. But the fact of the matter is that *Freakonom* /Vi-style thinking simply doesn't traffic in morality. As we suggested near the beginning of this book, if morality represents an ideal world, then economics represents the actual world.

The most likely result of having read this book is a simple one: you may find yourself asking a lot of questions. Many of them will lead to nothing. But some will produce answers that are interesting, even surprising. Consider the question posed at the beginning of this book's penultimate chapter: how much do parents really matter?

The data have by now made it clear that parents matter a great deal in some regards (most of which have been long determined by the time a child is born) and not at all in others (the ones we obsess about). You can't blame parents for trying to do something—anything—to help their child succeed, even if it's something as irrelevant as giving him a high-end first name.

But there is also a huge random effect that rains down on even the best parenting efforts. If you are in any way typical, you have known some intelligent and devoted parents whose child went badly off the rails. You may have also known of the opposite instance, where a child succeeds despite his parents' worst intentions and habits.

Recall for a moment the two boys, one white and one black, who were described in chapter 5. The white boy who grew up outside Chicago had smart, solid, encouraging, loving parents who stressed education and family. The black boy from Daytona Beach was abandoned by his mother, was beaten by his father, and had be-

come a full-fledged gangster by his teens. So what became of the two boys?

The second child, now twenty-seven years old, is Roland G. Fryer Jr., the Harvard economist studying black underachievement.

The white child also made it to Harvard. But soon after, things went badly for him. His name is Ted Kaczynski.

NOTES

The bulk of this book was drawn from the research of Steven D. Levitt, often done in concert with one or more collaborators. The notes below include citations for the academic papers on which the material was based. We have also made liberal use of other scholars' research- which is also cited below, we thank them not only for their work but for the subsequent conversations that allowed us to best present their ideas. Other material in this book comes from previously unpublished research or interviews by one or both of the authors. Material not listed in these notes was drawn from readily accessible databases, news reports, and reference works.

AN EXPLANATORY NOTE

ix-xi THE ITALICIZED EXCERPTS in this section and elsewhere originally appeared in Stephen J. Dubner, "The Probability That a Real-Estate Agent Is Cheating You (and Other Riddles of Modern Life)." *The New York Times Magazine*, August 3-2003.

INTRODUCTION: THE HIDDEN SIDE OF EVERYTHING

3-6 THE FALL AND RISE OF CRIME: The crime-drop argument can be found in Steven D. Levitt, "Understanding Why Crime Fell in the 1990s: Four Fac-

ton; That Explain the Decline and Six That Do Not, *Journal of Economic Perspectives* 18, no. 1 (2004), pp. 163-90. / 3-4 The superpredator See Eric Poolcy, "Kids with Guns." *New York Magazine*, August 9, 1991; John J. Dilulio Jr., "The Coming of the Super-Predators," *Weekly Standard*, November 27, 1995; Tom Morganthau. "The Lull Before the Storm?" *Newsweek*, December 4, 1995; Richard Zoglin, "Now for the Bad News: A Teenage Time Bomb," *Time*, January 15, 1996; and Tod Gcst, "Crime Time Bomb," *US Navs& World Report*, March 25, 1996. / 4 James Alan Fox's dire predictions can be found in a pair of government reports: "Trends in Juvenile Violence: A Report to the United States Attorney General on Current and Future Rates of Juvenile Offending" (Washington, D.C.: Bureau of Justice Statistics, 1996) and "Trends in Juvenile Violence: An Update" (Washington, D.C.: Bureau of Justice Statistics, 1997). / 4 President Clintons tearful comment came during a 1997 speech in Boston announcing new anti-crime measures; see Alison Mitchell, "Clinton Urges Campaign Against Youth Crime," *New York Times*, February 20, 1997. / 5-6 The story of Norm* McCorvey/Jane Roe: See Douglas S. Wood. "Who Is Jane Roe?": Anonymous No More, Norma McCorvey No Longer Supports Abortion Rights." CNN.com, June 18- 2003; and Norma McCorvey with Andy Mcisler-*I Am Roe: My Lift, Roe v. Wade, and Freedom of Ooice* (New York: HarperCollins, 1994)./ 6 The abortion-crime link is argued in two papers by Steven D. Levitt and John J. Donohue III: "The Impact of Legalized Abortion on Crime," *Quarterly Journal of Economics* 116, no. 2 (2001), pp. 379-420; and "Furmer Evidence That Legalized Abortion Lowered Crime: A Response to Joyce, " *journal of Human Resources* 39, no. 1 (2004), pp. 29-49.

THE REAL REAL-ESTATE STORY: The study measuring how a real-estate agent treats the sale of her own home versus a clients home is Steven D. Levitt and Chad Syverson. "Market Distortions When Agents Are Better Informed: A Theoretical and Empirical Exploration of the Value of Information in Real Estate Transactions." National Bureau of Economic Research working paper. 2005. / 7—8 The lax California auto mechanics are discussed in Thomas Hubbard, "An Empirical Examination of Moral Hazard in the Vehicle Inspection Market." *RAND journal of Economics* 29, no. 1 (1998), pp. 406—26; and in Thomas Hubbard, "How Do Consumers Motivate Experts? Reputational Incentives in an Auto Repair Market," *Journal of Law & Economics* 45, no. 2 (2002), pp. 437—68. / 8 Doctors who perform extra C-sections are examined in Jonathan Gruber and Maria Owings, "Physician

Financial Incentives and Caesarean Section Deliver)', *RAND Journal of Economics* 27, no. 1 (1996), pp. 99-123.

- 9—12 **THE MYTH OF CAMPAIGN SPENDING** is told in greater detail in a trio of papers: Steven D. Levitt - "Using Repeat Challengers to Estimate the Effect of Campaign Spending on Election Outcomes in the U.S. House," *Journal of Political Economy*, August 1994, pp. 777—98; Steven D. Levitt, "Congressional Campaign Finance Reform," *Journal of Economic Perspectives* 9 (1995), pp. 183-93; and Steven D. Levitt and James M. Snyder Jr., "The Impact of Federal Spending on House Election Outcomes," *Journal of Political Economy* 105, no. 1 (1997), pp. 30-53.
- 13 **EIGHT GLASSES OF WATER A DAY:** See Robert J. Davis, "Can Water Aid Weight Loss?" *Wall Street Journal*, March 16, 2004, which cites an Institute of Medicine report concluding that "there is no scientific basis for the recommendation [of eight glasses of water a day] and that most people get enough water through normal consumption of foods and beverages."
- 14—15 **ADAM SMITH** is still well worth reading, of course (especially if you have infinite patience); so too is Robert H. Coase's *The Worldly Philosophers* (New York: Simon & Schuster, 1953), which contains memorable profiles of Smith, Karl Marx, Thorstein Veblen, John Maynard Keynes, Joseph Schumpeter, and other giants of economics.

1. WHAT DO SCHOOLTEACHERS AND SUMO WRESTLERS HAVE IN COMMON?

- 19—20, 23 **THE ISRAELI DAV-CARE STUDY:** See Uri Gneezy and Aldo Rustichini, "A Fine Is a Virtue" *Journal of Legal Studies* 27, no. 1 (January 2000), pp. 1—17; and Uri Gneezy, "The Effect of Incentives," University of Chicago working paper.
- 22—23 **MURDER THROUGH THE AGES:** See Manuel Eisner, "Secular Trends of Violence, Evidence, and Theoretical Interpretations," *Crime and Justice: A Review of Research* 3 (2003); also presented in Manuel Eisner, "Violence and the Rise of Modern Society," *Criminology in Cambridge*, October 2003, pp. 3—7.
- 23 **THOMAS JEFFERSON ON CAUSE-AND-EFFECT:** *Autobiography of Thomas Jefferson* (1791; reprint, New York: G.P. Putnam's Sons, 1914), p. 156.
- 24 **BLOOD FOR MONEY:** See Richard M. Titmuss, "The Gift of Blood," *Transaction* 8 (1971); also presented in *The Philosophy of Welfare: Selected Writings by P. M. Titmuss*, ed. B. Abel-Smith and K. Titmuss (London: Allen and Unwin, 1987). See also William E. Upton, "Altruism, Attribution, and In-

Notes

- trinsic Motivation in the Recruitment of Blood Donors." Ph.D. diss., Cornell University, 1973.
- 25 TH: N SEVEN MILLION CHILDREN DISAPPEARED OVERNIGHT: ScC Jeffrey LJcbman- "Who Arc the Ineligible EITC Recipients?" *National Tax journal* 5\$ (2000), pp. 1165-86. Liebman's paper was citing John Szilagyi, "Where Some of Those Dependents Went," *1990 Research Conference Report: How Do We Affect Taxpayer Bdiavior?* (Internal Revenue Service: March 1991), pp. 162-63.
- 25—37 CHEATING TEACHERS IN CHICAGO: This study which also provides considerable background on high-stakes testing, is detailed in two papers: Brian A. Jacob and Steven D. Levitt, "Rotten Apples: An Investigation of the Prevalence and Predictors of Teacher Cheating*" *Quarteily journal of Economics* 118. no. 3 (2003), pp. 843-77; and Brian A. Jacob and Steven D. Levitt, "Catching Cheating Teachers: The Results of an Unusual Experiment in Implementing Theory," *Brookings-Wlarton Papers on Urban Affairs*. 2003, pp. 185-209. / 27 The Oakland fifth-grader with the extra-helpful teachen Based on an author interview with a former assistant superintendent of the Oakland Public Schools. / 34-35 Cheating among North Carolina teachers: See G. H. Gay. "Standardized Tests: Irregularities in Administering of Tests Affect Test Results." *journal of Instructional Psychology* 17, no. 2 (1990). pp. 93-103. / 35-37 The story of Amc Duncan, CEO of the Chicago schools, was based largely on auuSor interviews; sec also Amy D'Orio. "The Outsider Comes In," *District Administration: Tin Magazine for K—12 Education Leaders*, August 2002; and various *Chicago Tribune* articles by Ray Quintanilla.
- 37—38 THE UNrVERSTTY OF GEORGIA BASKETBALL TEST Was made public when the university released 1,500 pages of documents in response to an investigation by the National Collegiate Athletic Association.
- 38—45 CHEATING IN SUMO: Sec Mark Duggan and Steven D. Levitt- "Winning Isn't Everything: Corruption in Sumo Wrcsding," *American Economic Review* 92. no. 5 (December 2002), pp. 1594-1605- / 38-45 There is a lot to know about sumo, and quite a bit can be round in these books: Mina Hall, *77w Big Book of Sumo* (Berkeley. Calif.: Stonebridge Press, 1997); Kcisukc Itai. *Nakabon* (Tokyo: Shogakkan Press. 2000); and Onaruto. *Yaochto* (Tokyo: Line Books. 2000). / 44 Two sumo whistlcblowers die mysteriously: Sec Sheryl WuDunn. "Sumo Wrestlers (They're BIG) Facing a Hard Fall," *New York Times*, June 28. 1996; and Anthony Spaeth. "Sumo Quake: Japan's Revered Sport Is Marred by Charges of Tax Evasion. Match Fixing, Ties to

Organized Crime, and Two Mysterious Deaths," reporting by Irene M. Kunii and Hiroki Tashiro, *Time (International Edition)*, September 30, 1996.

- 45—51 THE BAGEL MAN: Paul Feldman was looking for a research economist to take an interest in his data, and brought himself to Steven Levitt's attention. (Several other scholars had passed.) Levitt and then Dubner subsequently visited Feldman's bagel operation near Washington, D.C. Their research led to an article that was substantially similar to the version of the story published here: Stephen J. Dubner and Steven D. Levitt. "What the Bagel Man Saw." *The New York Times Magazine*, June 6, 2004. Levitt is also writing an academic paper about Feldman's bagel operation. / 47 The "Beet on the Beach" study is discussed in Richard H. Thaler, "Mental Accounting and Consumer Choice," *Marketing Science A* (Summer 1985), pp. 119—214; also worth reading is Richard H. Thaler, *The Winner's Curse: Paradoxes and Anomalies of Economic Life* (New York: Free Press, 1992).

2. HOW IS THE KU KLUX KLAN LIKE A GROUP OF REAL-ESTATE AGENTS?

- 55—66 UNMASKING THE KU KLUX KLAN: A number of excellent books have been written about the Ku Klux Klan. For general history, we relied most heavily on Wyn Craig Wade, *The Fiery Cross: The Ku Klux Klan in America* (New York: Simon & Schuster, 1987), and David M. Chalmers, *Hooded Americanism: The First Century of the Ku Klux Klan, 1365—1965* (Garden City, NY: Doubleday, 1965); see also Stetson Kennedy, *After Appomattox: The Ku Klux Klan in the South* (Gainesville: University Press of Florida, 1995). Of most particular interest to us was Stetson Kennedy's *The Klan Unmasked* (Boca Raton: Florida Atlantic University Press, 1990), which was originally published as *I Rode with the Ku Klux Klan* (London: Arco Publishers, 1954). But Stetson Kennedy himself is probably the greatest living repository of Klan lore. (For more information see www.stetsonkenedy.com; also, many of Kennedy's papers are housed in the Schomburg Center for Research in Black Culture in New York.) The authors visited Kennedy at his home near Jacksonville, Florida, interviewing him and availing ourselves of his extensive collection of Klan paraphernalia and documentation. (We also tried on his Klan robes.) We are most grateful for his cooperation. The Harvard economist Roland G. Fryer Jr. accompanied us; he and Steven Levitt are currently collaborating on a series of papers about the Ku Klux Klan. It should be noted that Fryer was driving the rental car as we first sought out Kennedy's

house on a sandy back road \Xc stopped to ask a neighbor for directions. Kennedy is still considered an enemy in Klan circles, and the neighbor was plainly protective of Kennedy's whereabouts. So he pected into the car—directly at Fryer, who is black—and in all earnestness asked. "Vail ain't Klan, arc ya?" Fryer assured him we were not.

- 66—67 **WHAT HAPPENED TO TERM-uPE PATES?** See Jeffrey R. Brown and Austan Goolsbcc, "Does the Internet Make Markets More Competitive? Evidence from die Life Insurance Industry\" *journal of Political Economy* I 10> no. 3 (June 2002). pp. 481-507.
- 67 **SUPREME COURT JUSTICE LOUIS D. BRANDEIS** writing that "Sunlight is said to be the best of disinfectants": See Louis D. Brandeis, *Otlter People's Money—W/^w-ik-dYrckW/(New York: Frederick A. Stokes. 1914).*
- 67 **THE BRAND-NEW USED-CAR CONUNDRUM:** This thesis, and indeed much of what we think today about "asymmetric information." stems from a paper that George A. Akcrlof wrote during his first year as an assistant professor at Berkeley in 1966—67. It was rejected three times—two of me journals told Akcrlof that they "did not publish papers on topics of such triviality," as he later recalled—before being published as George A. Akcrlof. "The Market for 'Lemons': Quality Uncertainty and the Market Mechanism." *Quarterly journal of Economics.* August 1970. Some diirry years later, the paper won Akcrlof the Nobel Prize in Economics: he is widely considered die nicest man to have ever won the award.
- 70 **THE ENRON TAPES:** As of this writing, the tapes could be heard on http://www.cbsnews.com/stories/2004/06/01/cvcningnews/main6_20626.shtml. See also Richard A Oppcljr- "Enron Traders on Grandma Millie and Making Out Like Bandits," *New York Timet*, June 13. 2004.
- 70—71 **ARE ANGIOPLASTIES NECESSARY?** See Gjna Kolata, "New Heart Studies Question the Value of Opening Arteries," *New York 7/«rt*, March 21-2004.
- 71—76 **THE REAL REAL-ESTATE STORV, REVISITED:** See StCven D. Levitt and ' li 'I Syverson, "Market Distortions When Agents Arc Better Informed: A Theoretical and Empirical rlxplorationofthe Value of Information in Real- Estate Transactions," National Bureau of Economic Research working paper, 2005.
- 77 **TRENT LOTT, NOT-SO-SECRET SEGREGATIONIST?** The circumstances surrounding Lott's damaging comments arc well summarized in Dan Goodgamc and Karen Tumulty; "Lotc Tripped Up by History," *Timc.com/cnn.com*, December 16, 2002.
- 77-79 **THE WEAKEST LINK:** See Steven D. Levitt, "TestingTheories of Discrimina-

- lion: Evidence from *The Weakest Link*," *Journal of Law and Economics* 17 (October 2004). pp. 431-52. / 79 IT's theory of taste-based discrimination originates with Gary S. Becker. *The Economics of Discrimination* (Chicago: University of Chicago Press, 1957)./79 The theory of information-based discrimination is derived from a number of papers, including Edmund Phelps. "A Statistical Theory of Racism and Sexism." *American Economic Review* 62, no. 4 (1972). pp. 659—61; and Kenneth Arrow, "The Theory of Discrimination." *Discrimination in Labor Markets*, ed. Orley Ashenfelter and Albert Rees (Princeton, N.J.: Princeton University Press, 1973).
- 80—84 THE ONLINE DATING STOBY*. See Dan Ariely, Gunter J. Hitsch, and Ah Hor-tacsu- "What Makes You Click: An Empirical Analysis of Online Dating," University of Chicago working paper, 2004.
- 84 VOTERS LYING ABOUT DINKINS / GIULIANI: See Timur Kuran, *Private Truths, Public Lies: The Social Consequences of Preference Falsification* (Cambridge, Mass.; Harvard University Press, 1995); also Kevin Sack, "Governor Joins Dinkins Attack Against Rival," *New York Times*, October 27, 1989; and Sam Roberts, "Uncertain!)over Polls Clouds Strategy in Mayor Race," *AViol^nfr Times*, October 31. 1989.
- 84 VOTERS LYING ABOUT DAVID DUKE: See Kuran, *Private Trutlis, Public Lief*, also Peter Applcbomc- "Republican Quits Louisiana Race in Effort to Defeat Ex-Klansman." *New York Times*, October 5, 1990; and Peter Applebomc, "Racial Politics in Souths Contests: Hot Wind of Hate or Last Gasp?" *New York Times*, November 5, 1990.
- 84—85 DAVID DUKE, MASTEB OP INFORMATION ABUSE: Among the many helpful sources for this material were Karen Henderson, "David Dukes Work-Release Program," *National Public Radio*, .May 14,2004: and the exhaustive John McQuaid, "Dukes Decline," *New Orleans Times-Picayune*, April 13, 2003.

3. WHY DO DRUG DEALERS STILL LIVE WITH THEIR MOMS?

- 89—90 JOHN KENNETH GALBRATTHS "CONVENTIONAL WISDOM*": See "The Concept of the Conventional Wisdom," the second chapter of *The Affluent Society* (Boston: Houghton Mifflin, 1958).
- 90 MITCH SNYDER AND THE HOMELBSS MILLIONS: The controversy over Snyder's activism was covered widely- particularly in Colorado newspapers, during

Notes

- the early 1980s and was revisited in 1990 when Snyder committed suicide. A good overview is provided in Gary S. Becker and Guitly Nashat Becker, "How die Homeless 'Crisis' Was Hyped." in *The Economics of Life* (New York: McGraw-Hill, 1997). pp. 175-76; die chapter was adapted from a 1994 *Business Week* aruclc by the same authors.
- 91 THE INVENTION OP CHRONIC HALNOSTS: The strange and compelling stop` of Listerinc is beautifully told in James B\ Twitchell, *Twenty Ads That Shook the World.* *The Century's Most Groundbreaking Advertising and How It Changed* £/^(New York: Crown, 2000). pp. 60-69.
- 91 **GEORGE W. BUSH AS A MAKE-BELIEVE COWBOY:** Sec Paul I. n Iglh .i]. "Nc W Year's Resolutions," *New York Times*. December 26, 2003.
- 92 NOT AS MUCH RAM AS IS COMMONLY THOUGHT: The 2002 statistics from the National Crime Survey, which is designed to elicit honest responses, suggests that the lifetime risk of a woman's being the victim of unwanted sexual activity or attempted unwanted sexual activity is about one in eight (not one in three, as is typically argued by advocates). For men, the National Crime Survey suggests a onc-in-forty incidence, rather than die onc-in-ninc incidence cited by advocates.
- 92 NOT AS MUCH CRIME AS THERE ACTUALLY WAS: Sec Mark Nicssc, "Report Says Adanta Underreported Crimes to Help Land 1996 Olympics," Associated Press, February 20, 2004.
- 93—109 SUDHIR VENKATESHS LONG. STRANGE TRIP INTO THE CRACK DEN: AS of this writing- Venkatcsh is an associate professor of sociology and African American studies at Columbia University. / 93—99 The biographical material on Venkatesh was drawn largely from author interviews: sec also Jordan Marsh, "The Gang Way," *Odcago Reader*, August 8, 1997; and Robert L. Kaiser, "The Science of Fitting In," *Oncago Tribune*, December 10, 2000. / 99-109 The particulars of the crack gang are covered in four papers by Sudhir AI • ladi Venkatesh and Steven D. Levitt: "The Financial Activities of an Urban Street Gang," *Quarterly Journal of Economics* 115. no. 3 (August 2000), pp. 755-89; * 'Are We a Family or a Business?*' History and Disjunction: in the Urban American Street Gang," *Theory and Society* 29 (Autumn 2000), pp. 427—62; "Growing Up in the Projects: The Economic Lives of a Cohort of Men Who Came of Age in Chicago Public Housing," *American Economic Review* 91. no. 2 (2001). pp. 79-84; and "The Polidcal Economy of an American Street Gang," American Bar Foundation working paper. 1998. Sec also Sudhir Ailadi Venkatcsh, *American Project: The Rise and Fall of a*

Modern G/retto (Cambridge, Mass.: Harvard University Press. 2000). / 104
 Crack dealing as (he most dangerous job in America: According to the Bureau of Labor Statistics, the ten most dangerous legitimate occupations are timber cutters, fishers, pilots and navigators, structural metal workers, drivers/sales workers, roofers, electrical power installers, farm occupations, construction laborers, and truck drivers.

- 109 THE INVENTION OF NYLON STOCKINGS: It was Wallace Carothers, a young Iowa-born chemist employed by DuPont, who, after seven years of trying, found a way to blow liquid polymers through tiny nozzles to create a fiber of supcrsrong strands. This was nylon. Several years later- DuPont introduced nylon stockings in New iork and London. Contrary to lore, the miracle fabric's name did not derive from a combination of those two cities' names. Nor was it, as rumored, an acronym for "Now You've Lost- Old Nippon," a snub to Japan's dominant silk market. The name was actually a hepped-up rendcringof "No Run," a slogan that the new stockings could not in fact up- hold, but whose failure hardly diminished their success. Carothers. a long- time depressive, did not live to sechis invention blossom: he lId lied himself in 1937 by drinking cyanide. Sec Matthew E. Hermes, *Enough for One Lifetime: Wallae Carothern, Inventor cfNylon* (Philadelphia: Chemical Heritage Foundation, 1996).
- 1 10 CRACK SLANG: The Greater Dallas Council on Alcohol and Drug Abuse has compiled an extraordinarily entertaining index of cocaine street names. For cocaine powder: Badrock, Bazooka, Beam, Bcrni, Bcrnicc, Big C Blast, Bliz- zard, Blow, Blunt, Bouncing Powder, Bump, C- Caballo, Cainc, Candy, Caviar, Charlie, Chicken Scratch, Coca, Cocktail, Coconut, Coke, Cola, Damablanca, Dust, Flake, Flex, Florida Snow, Foo Foo, Freeze, G-Rock, Girl, Goofball, Happy Dust, Happy Powder, Happy Trails, Heaven, King, Lady, Lady Cainc- Late Night, Line, Mama Coca, Marching Dust/Powder, Mojo, Monster- Mujcr- Nicvc- Nose- Nose Candy, P-Dogs, Peruvian- Pow- der, Press, Prime Time- Rush- Shot- Sleighride, Sniff, Snort, Snow, Snow- birds, Soda, Spccdball, Sporting, Stardust, Sugar, Sweet Stuff, Toke, Trails, White Lady, White Powder, Ycyo, Zip. For smokcabc cocaine: Base, Ball, Beat, L i - 11111- Bones, Boost, Boulders, Brick, Bump, Cakes, Casper, Chalk, Cookies, Crumbs, Cubes, Fatbags, Frccbasc, Gravel, Hardball, Hell, Kibbles n' Bits, Kryptonitc, Love, Moonrocks, Nuggets, Onion- Pebbles, Picdras, Piece, Ready Rock, Roca- Rock(s), Rock Star, Scotty- Scrabble, Smoke House, Stones, Teeth, Tornado.

- 110 THE JOHNNY APPLESEED OP CBACK: Oscar Danilo Blandon and his purported alliance with the Central Intelligence Agency are discussed in great detail, and in a manner that stirred great controversy, in a three-part *San Jose Mercury News* series by Gary Webb, beginning on August 18, 1996. See also Tim Golden, "Though Evidence Is Thin, Tale of CIA and Drugs Has a Life of Its Own," *New York Times*, October 21, 1996; and Gary Webb, *Dark Alliance: The CIA, F/V Contras, and the Crack Cocaine Explosion* (New York: Seven Stories Press, 1998). The U.S. Department of Justice later examined the matter in detail in "The CIA—Contra—Crack Cocaine Controversy: A Review of the Justice Department's Investigations and Prosecutions," available as of this writing at www.usdoj.gov/oig/special/9712/chO1pi.htm.
- 111 GANGS IN AMERICA: See Frederick Thrasher- *The Gang* (Chicago: University of Chicago Press, 1927).
- 113 THE SHRINKING OF VARIOUS BLACK-WHITE GAPS, PRE-CRACK: See Rebecca Blank, "An Overview of Social and Economic Trends By Race," in *America Becoming: Racial Trends and Their Consequences*, ed. Neil J. Smelser, William Julius Wilson, and Faith Mitchell (Washington, D.C.: National Academy Press, 2001), pp. 21-40. / 113 Regarding black infant mortality, see Douglas V. Almond, Kenneth Y. Chay, and Michael Greenstone, "Civil Rights, the War on Poverty- and Black-White Convergence in Infant Mortality in Mississippi-" National Bureau of Economic Research working paper, 2003.
- 113—14 THE VARIOUS DESTRUCTIVE EFFECTS OF CRACK AND DISCUSSed in RoL.IIIG. Frycrjr.. Paul Heaton, Steven D. Levitt, and Kevin Murphy, "The Impact of Crack Cocaine-" University of Chicago working paper, 2005.

4. WHERE HAVE ALL THE CRIMINALS GONE?

- 117—19 NICOLAE CEAUDESCU'S ABORTION BAN: Background information on Romania and the Ceausescu was drawn from a variety of sources, including "Eastern Europe, the Third Communism," *Time*, March 18, 1966; "Ceausescu Ruled with an Iron Grip." *Washington Post*, December 26, 1989; Ralph Blumenthal- "The Ceausescu: 24 Years of Fierce Repression, Isolation and Independence-" *New York Times*, December 26, 1989; Serge Schmemmann- "In Cradle of Rumanian Revolt, Anger Quickly Overcame Fear," *New York Times*, December 30- 1989; Karen Brclsau, "Overplanned Parenthood: Ceausescu's Cruel Law," *Newsweek*, January 22, 1990; and Nicolas Hoi man,

- "The Economic Legacy of Ceausescu," *Student Economic Review*, 1994. / 118 The link between the Romanian abortion ban and life outcomes has been explored in a pair of papers: Cristian Pop-Eleches. "The Impact of an Abortion Ban on Socio-Economic Outcomes of Children: Evidence from Romania," Columbia University working paper, 2002; and Cristian Pop-Eleches, "The Supply of Birth Control Methods, Education and Fertility: Evidence from Romania," Columbia University working paper, 2002.
- 119—20 THE GREAT AMERICAN CRIME DROP: AS noted earlier, this material is drawn from Steven D. Levitt, "Understanding Why Crime Fell in the 1990s: Four Factors That Explain the Decline and Six That Do Not," *Journal of Economic Perspectives* 18, no. 1 (2004), pp. 163-90. / 120 James Alan Fox's "intentional overstatement"! See Torsten Ove, "No Simple Solution for Solving Violent Crimes," *Pittsburgh Post-Gazette*, September 12, 1999.
- 122 POLITICIANS WERE GROWING INCREASINGLY SOFTER ON CRIME*. This and a number of related issues are discussed in Gar)' S. Becker and Guity Nashat Becker, "Stiffer Jail Terms Will Make Gunmen More Gun-Shy," "How to Tackle Crime? Take a Tough, Head-On Stance," and 'The Economic Approach to Fighting Crime," all in *The Economics of Life* (New York: McGraw-Hill, 1997), pp. 135-44; the chapters were adapted from *Business Week* articles by the same authors.
- 122—24 INCREASED RELIANCE ON PRISONS: Concerning the eightfold increase in drug-crime prisoners, see Ilyana Kuzimko and Steven D. Levitt, "An Empirical Analysis of Imprisoning Drug Offenders," *Journal of Public Economics* 88, nos. 9-10 (2004), pp. 2043-66. / 123 What if we just turn all the prisoners loose? See William Nagel, "On Behalf of a Moratorium on Prison Construction," *Criminology* 15 (1977). pp. 152-74. / 123 "Apparently, it takes a Ph.D. . . .": See John J. Dilulio Jr., "Arresting Ideas: Tougher Law Enforcement Is Driving Down Urban Crime," *Policy Review** no. 75 (Fall 1995).
- 124—25 CAPITAL PUNISHMENT: For a full report on New York State's failure to execute a single criminal, see "Capital Punishment in New York State: Statistics from Eight Years of Representation. 1995-2003" (New York: The Capital Defender Office, August 2003). which is available as of nycdo.org/8yr.html. More recently, New York's Court of Appeals found the death penalty itself unconstitutional, effectively halting all executions. / 125 Executing 1 criminal translates into 7 fewer homicides; See Isaac Ehrlich, "The Deterrent Effect of Capital Punishment: A Question of Life and

Notes

Death." *American Economic Review* 65 (1975). pp. 397—417; and Isaac Ehrlich, "Capital Punishment and Deterrence: Some Further Thoughts and Evidence." *Journal of Political Economy* 85 (1977), pp. 741-88. / 125 "I no longer shall tinker with the machinery of death": From Justice Harry A. Blackmun's dissenting opinion in a 1994 Supreme Court decision denying review of a Texas death-penalty case: *Callins v. Collins*, 510 U.S. 1141 (1994); cited in *Congressional Quarterly Researcher* 5. no. 9 (March 10, 1995). It should be noted that American juries also seem to have lost their appetite for the death penalty—in part, it seems, because of the frequency with which innocent people have been executed in recent years or exonerated while on death row. During the 1990s, an average of 290 criminals were given the death sentence each year; in the first four years of the 2000s, that number had dropped to 174. See Adam Liptak, "Fewer Death Sentences Being Imposed in U.S.," *New York Times*, September 15, 2004.

126—27 Do POLICE ACTUALLY LOWER CRIME? See Steven D. Levitt, "Using Electoral Cycles in Police Hiring to Estimate the Effect of Police on Crime," *American Economic Review* 87, no. 3 (1997), pp. 270-90; Steven D. Levitt, "Why Do Increased Arrest Rates Appear to Reduce Crime: Deterrence, Incapacitation, or Measurement Error?" *Economic Inquiry* 36, no. 3 (1998). pp. 353—72; and Steven D. Levitt, "The Response of Crime Reporting Behavior to Changes in the Size of the Police Force: Implications for Studies of Police Effectiveness Using Reported Crime Data." *Journal of Quantitative Criminology* 14 (February 1998), pp. 62-81. / 127 The 1960s as a great time to be a criminal: See Gary S. Becker and Guiry Nashat Becker, *The Economics of Crime* (New York: McGraw-Hill, 1997). pp. 142-43.

127—30 NEW YORK CITY'S CRIME "MIRACLE": The "American period" quote came from an author interview with former police captain William J. Gorta, one of CompStat's inventors. / 128 The broken window theory: See James Q. Wilson and George L. Kelling, "Broken Windows: The Police and Neighborhood Safety," *Atlantic Monthly*, March 1982. / 130 Button hiring more police in Los Angeles: See Terry McCarthy, "The Gang Buster," *Time*, January 19, 2004.

130—34 GUN LAWS: Concerning the fact that the United States has more guns than it has adults, see Philip Cook and Jens Ludwig, *Guns in America: Results of a Comprehensive Survey of Gun Ownership and Use* (Washington: Police Foundation, 1996). / 131 The gun-crime links See Mark Duggan, "More Guns, More Crime," *Journal of Political Economy* 109. no. 5 (2001). pp. 1086-1114. / 131 Guns in Switzerland: See Stephen P. Halbrook, "Armed

to the Teeth, and Free." *WaltStreetjournalEurpe,unc* 4, 1999./132The impotent Brady Act: Sec Jens Ludwig and Philip Cook, "Homicide and Suicide Rates Associated widi Implementation of the Brady Handgun Violence Prevention Act" *Journal of the American Medical Association* 284, no. 5 (2000). pp. 585-91. / 132 Felons buying black-market guns: Sec James D.Wright and Peter H. Rossi, *Armedand'Considered'Dangerous: A Surveyof Felons and Tlxir Firearms* (Hawthorne. N.Y.: Aldinc dc Gruyter. 1986). / 133 The gun-for-psychotherapy swap: Sec "Wise Climb-Down* Bad Veto." *Los Angeles Times*, October 5.1994. / 133 Why gun buybacks don't work Sec C. Callahan. F. Rivera. andT. Kocpscll. "Money for Guns: Evaluation of the Seattle Gun Buy-Back Program," *Public Health Reports* 109. no. 4 (1994). pp. 472-77; David Kennedy, Anne Pichl. and Anthony Braga, "Youth Violence in Boston: Gun Markets. Serious Youth Offenders, and a Use-Reduction Strategy." *Law and Contemporary Problems* 59 (1996), pp. 147—83; and Peter Reuter and Jenny Mouzon. "Australia: A Massive Buy-back of Low-Risk Guns." in *Evaluating Gun Policy: Effects on Crime and Violence*, ed. Jens Ludwig and Philip Cook (Washington. D.C.: Brookings Institution, 2003). / 133 John Loci's right-t«-carty theory: Sec John R. Lott Jr. and David Mustard. "Right-to-Carry Concealed Guns and the Importance of Deterrence," *Journal of Legal Studies* 26 (January 1997), pp. 1—68; and John R. Lott jr.. *More Guns, Less Crime: Understanding Crime a rid Gun Control Laws* (Chicago: University of Chicago Press, 1998). / 133 John Lott as Mary Rosh: Sec Julian Sanchez, "The Mystery of Man' Rosh," *Reason*, May 2003; and Richard Morin, "Scholar Invents Fan to Answer His Critics." *Washington Post*. February 1. 2003. f 133-34 Loir's gun theory disproved: Sec Ian Ayrcs and John J. Donohuc III. "Shooting Down the 'More Guns, Less Crime' Hypothesis," *Stanford Law Review* 55 (2003), pp. 1193—1312: and Mark Duggan, "More Guns, More Crime," *Journal of PoliticalEconomy* 109. no. 5 (2001). pp. 1086-1114.

134—35 THE BURSTING OP THE CRACK BUBBLE: For a discussion of crack's history and particulars, sec Roland G. Fryer Jr., Paul Hcaton, Steven Levitt, and Kevin Murphy, "The Impact of Crack Cocaine," University of Chicago working paper, 2005. / 13425 percent of homicides Sec Paul J. Goldstein, Henry H. Brownstein, Patrick J. Ryan, and Patricia A. Bellucci, "Crack and Homicide in New York City: A Case Study in the Epidemiology of Violence," in *Crack in America: Demon Drugs and Social justice*, cd. Craig Rcinarman and Harry G. Levinc (Berkeley: University of California Press, 1997). pp. 113-30.

THE AGING POPULATION THEORY: See Steven D. Levitt, "The Limited Role of Changing Age Structure in Explaining Aggregate Crime Rates," *Criminology* 37, no. 3 (1999), pp. 581-99. Although the aging theory has by now been widely discounted, learned experts continue to float it: see Matthew I. Wald, "Most Crimes of Violence and Property Hover at 30-Year Low," *New York Times*, September 13, 2004, in which Lawrence A. Greenfield, director of the Bureau of Justice Statistics, says, "There is probably no single factor explanation for why the crime rates have been going down all these years and are now at the lowest level since we started measuring them in 1973. It probably has to do with demographics, and it probably has to do with having a lot of very high-rate offenders behind bars." / 135 "There lurks a cloud": See James Q. Wilson, "Crime and Public Policy" in *Crime*, ed. James Q. Wilson and Joan Petersilia (San Francisco: ICS Press, 1995). p. 507.

THE ABORTION-CRIME LINK: For an overview, see John J. Donohue III and Steven D. Levitt, "The Impact of Legalized Abortion on Crime," *Quarterly Journal of Economics* 116, no. 2 (2001), pp. 379-420; and John J. Donohue III and Steven D. Levitt, "Further Evidence That Legalized Abortion Lowered Crime: A Response to Joyce," *Journal of Human Resources* 39, no. 1 (2004), pp. 29-49. / 136 Abortion studies in Eastern Europe and Scandinavia: See P. K. Dagg, "The Psychological Sequelae of Therapeutic Abortion—Denied and Completed," *American Journal of Psychiatry* 148, no. 5 (May 1991). pp. 578-85; and Henry David, Zdeněk Dytrych, et al., *Born Unwanted: Developmental Effects of Denied Abortion* (New York: Springer, 1988). / 137 The *Wade* opinion: *Roe v. Wade*, 410 U.S. 113 (1973). / 158 One study has shown that the typical child: See Jonathan Gruber, Philip P. Levine, and Douglas Staiger, "Abortion Legalization and Child Living Circumstances: Who Is the 'Marginal Child?'" *Quarterly Journal of Economics* 114 (1999). pp. 263-91. / 138 Strongest predictors of a criminal future: See Rolf Loeber and Magda Stouthamer-Loeber, "Family Factors as Correlates and Predictors of Juvenile Conduct Problems and Delinquency," *Crime and Justice*, vol. 7, ed. Michael Tonry and Norval Morris (Chicago: University of Chicago Press, 1986): also, Robert Sampson and John Laub, *Crime in the Making: Pathways and Turning Points Through Life* (Cambridge, Mass.: Harvard University Press, 1993). / 139 So does having a teenage mother: See William S. Compton and Llad Phillips, "The Impact of Income and Family Structure on Delinquency," University of California—Santa Barbara working paper, 1999. / 139 Another study has shown that low ma-

tema 1 education: Pijko Rasanen et al., "Maternal Smoking During Pregnancy and Risk of Criminal Behavior Among Adult Male Offspring in the Northern Finland 1966 Birth Cohort," *American Journal of Psychiatry* 156 (1999). pp. 857-62. / 139 Infanticide fell dramatically: See Susan Sorenson, Douglas Wiebe, and Richard Berk, "Legalized Abortion and the Homicide of Young Children: An Empirical Investigation*" *Analyses of Social Issues and Public Policy* 2, no. 1 (2002)- pp. 239-56. / 141 Studies of Australia and Canada: See Anindya Sen, "Does Increased Abortion Lead to Lower Crime? Evaluating the Relationship between Crime, Abortion, and Fertility," unpublished manuscript; and Andrew Leigh and Justin Wolfers, "Abortion and Crime," *AQJ Journal of Contemporary Analysis* 72, no. 4 (2000), pp. 28-30. / 141 Many of the aborted baby girls: See John J. Donohue III, Jeffrey Grogger, and Steven D. Levitt, "The Impact of Legalized Abortion on Teen Childbearing," University of Chicago working paper- 2002. / 142 Abortion worse than slavery: See Michael S. Paulsen, "Accusing Justice: Some Variations on the Themes of Robert M. Cover's *Justice Accused*" *Journal of Law and Religion* 7, no. 33 (1989), pp. 33-97. / 142 Abortion as "the only effective crime-prevention device": See Anthony V. Bouza- *The Police Mystique: An Insider's Look at Cops, Crime, and the Criminal Justice System* (New York: Plenum, 1990). / 142 \$9 million to save a spotted owl: See Gardner M. Brown and Jason F. Shogren, "Economics of the Endangered Species Act" *Journal of Economic Perspectives* 12, no. 3 (1998), pp. 3-20. / 142 \$31 to prevent another Exxon Valdez-type spill: See Glenn W. Harrison, "Assessing Damages for the Exxon Valdez Oil Spill," University of Central Florida working paper, 2004. / 142-43 Body-part price list: Drawn from the state of Connecticut's Workers' Compensation Information Packet, p. 27, available as of this writing at wcc.state.ct.us/download/acroha.xlinfo-pac.kel.pdf.

5. WHAT MAKES A PERFECT PARENT?

147—50 THE EVER CHANGING WISDOM OF PARENTING EXPERTS: Ann Hulbert, *Raising America: Experts, Parents, and a Century of Advice About Childrearing* (New York: Knopf, 2003) is an extremely helpful compendium of parenting advice. / 148 Gary Ezzo's "infant-management strategy" and sleep deprivation warning: See Gary Ezzo and Robert Bucknam, *On Becoming Baby Wise* (Sisters, Ore.: Multnomah, 1995). pp. 32 and 53. / 148T. Berry Brazelton

Notes

- and the "interactive" child: T. Berry Brazelton. *Infants and Mothers; Difference in Development*, rev. ed. (New York: Delta/Seymour Lawrence, 1983). p. xxiii. / 148 L. Emmett Holt's warning against "undue stimulation": L. Emmett Holt. *The Happy Baby* (New York: Dodd, Mead, 1924), p. 7. / 148 Crying as "the baby's exercise": L. Emmett Holt, *The Care and Feeding of Children: A Catechism for the Use of Mothers and Children's Nurses* (New York: Appleton, 1894). p. 53.
- 149—52 A GUN OR A SWIMMING POOL? See Steven Levin, "Pools More Dangerous than Guns," *Chicago Sun-Times*, July 28, 2001.
- 150—53 PETER SANDMAN ON MAD-COW DISEASE AND OTHER RISKS: See Amanda Hesser, "Squeaky Clean? Not Even Close," *New York Times*, January 28, 2004; and "The Peter Sandman Risk Communication Web Site" at <http://www.psandman.com/index.htm>.
- 153-56 HOW MUCH DO PARENTS REALLY MATTER? See Judith Rich Harris, *The Nurture Assumption: Why Children Turn Out the Way They Do* (New York: Free Press, 1998); for a Harris profile that also provides an excellent review of the nature-nurture debate, see Malcolm Gladwell, "Do Parents Matter?" *The New Yorker*, August 17, 1998; and Carol Tavris, "Peer Pressure." *New York Times Book Review*, September 13, 1998. / 155 "Here we go again": See Tavris, *New York Times*. / 155 Pinker called Harris's views "mind-boggling": Steven Pinker, "Sibling Rivalry: Why the Nature/Nurture Debate Won't Go Away," *Boston Globe*, October 13, 2002—adapted from Steven Pinker, *The Blank Slate: The Modern Denial of Human Nature* (New York: Viking, 2002).
- 157—59 SCHOOL CHOICE IN CHICAGO: This material is drawn from Julie Berry Cullen, Brian Jacob, and Steven D. Levitt. "The Impact of School Choice on Student Outcomes: An Analysis of the Chicago Public Schools." *Journal of Public Economics*, forthcoming; and Julie Berry Cullen, Brian Jacob, and Steven D. Levitt, "The Effect of School Choice on Student Outcomes: Evidence from Randomized Lotteries," National Bureau of Economic Research working paper, 2003.
- 159 STUDENTS WHO ARRIVE AT HIGH SCHOOL NOT PREPARED TO DO HIGH SCHOOL WORK: See Tamar Lewin. "More Students Passing Regents— but Achievement Gap Persists." *New York Times*, March 18, 2004.
- 159—60 THE BLACK-WHITE INCOME GAP TRACED TO EIGHTH-GRADE TEST SCORE GAP: See Derek Neal and William R. Johnson, "The Role of Pre-Market Factors in Black-White Wage Differences," *Journal of Political Economy* 104 (1996). pp. 869-95'. and June O'Neill. "The Role of Human Capital in

- Earnings Differences Between Black and White Men," *Journal of Economic Perspectives* 4, no. 4 (1990). pp. 25-46. / 160 "Reducing the Black-White Test Score Gap" See Christopher Jencks and Meredith Phillips, "America's Next Achievement Test: Closing the Black-White Test Score Gap." *American Prospect* 40 (September-October 1998), pp. 44-53.
- 160 "ACTING WHITE": See David Austen-Smith and Roland G. Fryer Jr., "The Economics of 'Acting White,'" National Bureau of Economic Research working paper, 2003. / 160 Kareem Abdul-Jabbar: Kareem Abdul-Jabbar and Peter Knobler, *Giant Steps* (New York: Bantam, 1983). p. 16.
- 160—75 THE BLACK-WHITE TEST SCORE GAP AND THE ECLS: This material was drawn from Roland G. Fryer Jr. and Steven D. Levitt, "Understanding the Black-White Test Score Gap in the First Two Years of School," *The Review of Economics and Statistics* 86, no. 2 (2004), pp. 447-464. While this paper contains little discussion of the correlation between test scores and home-based factors (television viewing, spanking, etc.), a regression of those data is included in the papers appendix. Regarding the ECLS study itself: as of this writing—an overview of the study was posted at nces.ed.gov/ecls/.
- 171 ADOPTIVE PARENTS WITH HIGHER IQS THAN BIRTH MOTHER: See Bruce Sacerdot, "The Nature and Nurture of Economic Outcomes," National Bureau of Economic Research working paper-2000.
- 172 FINNISH LITERACY: See Lizette Alvarez, "Educators Flocking to Finland, Land of Literate Children." *New York Times** April 9, 2004.
- 173 A BOOK FOR EVERY TOTT: See John Korman, "Governor Wants Books for Tots; Kids Would Get 60 by Age 5 in Effort to Boost Literacy," *Chicago Tribune** January 12, 2004.
- 175—76 THE INFLUENCE OF ADOPTIVE PARENTS: See Sacerdot, "The Nature and Nurture of Economic Outcomes."

6. PERFECT PARENTING, PART II; OR: WOULD A ROSHANDA BY ANY OTHER NAME SMELL AS SWEET?

- 179—80 THE STORY OF LOSER LANE: Drawn from author interviews and from Sean Gardiner, "Winner and Loser: Names Don't Decide Destiny," *Newsday*, July 22, 2002.
- 180—81 THE JUDGE AND THE TEMPTRESS: Based on author interviews.
- 182 ROLAND G. FRYER AND THE STUDY OF BLACK UNDERACHIEVEMENT: Drawn from author interviews.
- 182 THE BLACK-WHITE CIGARETTE GAP: See Lloyd Johnston, Patrick O'Malley.

Notes

- Jerald Bachman, and John Schulenberg, "Cigarette Brand Preferences Among Adolescents," *Monitoring the Future Occasional Paper* 45, Institute for Social Research- University of Michigan, 1999.
- 182—89 BLACK NAMES (AND OTHER BLACK-WHITE CULTURE GAPS): See Roland G. Fryer Jr. and Steven D. Levitt- "The Causes and Consequences of Distinctively Black Names." *Quarterly journal of Economics* 119, no. 3 (August 2004). pp. 767-805.
- 186 "WHITE" RESUMES BEATING OUT "BLACK" RESUMES: The most recent audit study to reach such a conclusion is Marianne Bertrand and Sendhil Mullainathan, "Are Emily and Greg More Employable than Lakisha and Jamal? A Field Experiment Evidence on Labor Market Discrimination," National Bureau of Economic Research working paper, 2003.
- 187 YO XING HEYNO AUGUSTUS EISNER ALEXANDER WEISER KNUCKLES JEREMIJENKO-CONLEY: See Tara Bahrapour. "A Boy Named Yo. Etc.: Name Changes. Both Practical and Fanciful, Arc on the Rise." *New York Times*, September 25. 2003.
- 187 MICHAEL GOLDBERG, INDIAN-BORN SIKH: See Robert F. Worth. "Livery Driver Is Wounded in a Shooting," *New York Times*, February 9, 2004.
- 188 WILUAM MORRIS, NE ZHUC&N MOSES: Author interview with Alan Kannof, former chief operating officer of the William Morris Agency.
- 190 BRAND NAMES AS FIRST NAMES: Drawn from California birth-certificate data and also discussed in Stephanie Kang- "Naming the Baby: Parents Brand Their Tot with What's Hot," *Wall Street Journal*, December 26. 2003.
- 190 A GIRL NAMED SHITHEAD: The woman who called the radio show to tell Roland Fryer about her niece Shithead might have been misinformed, of course, or even outright lying. Regardless, she was hardly alone in her reeling that black names sometimes go too far. Bill Cosby, during a speech in May 2004 at the NAACP's *Brown v. Board of Education* fiftieth-anniversary gala, lambasted lower-income blacks for a variety of self-destructive behaviors, including the giving of "ghetto" names. Cosby was summarily excoriated by white and black critics alike. (See Barbara Ehrenreich- "The New Cosby Kids." *New York Times*, July 8. 2004: and Debra Dickerson, "America's Granddad Gets Ornerly," *Slate*, July 13, 2004.) Soon after- the California education secretary, Richard Riordan—the wealthy, white former mayor of Los Angeles—found himself under attack for a perceived racial slight. (See Tim Rutten, "Riordan Stung by 'Gotcha' News," *Los Angeles Times*, July 10- 2004.) Riordan-visiting a Santa Barbara library to promote a reading program, met a

six- year-old girl named Isis. She told Riordan that her name meant "Egyptian princess"; Riordan, trying to make a joke, replied, "It means stupid, dirty girl." The resultant outrage led black activists to call for Riordan's* resignation. Mervyn Dymally, a black assemblyman from Compton, explained that Isis was "a little African-American girl. Would he have done that to a white girl?" As it turned out- however, Isis *was* white. Some activists tried to keep the anti-Riordan protest alive, but Isis's* mother, Trinity, encouraged everyone to relax. Her daughter, she explained, hadn't taken Riordan's joke seriously. "I got the impression," Trinity said, "that she didn't think he was very bright."

190 ORANGEJELLO AND LEMONJELLO: Although these names have the whiff of urban legend about them—the 'arc, in fact, discussed on a variety of websites that dispel (or pass along) urban legends—the authors learned of the existence of Orangejello and Lemonjello from Doug McAdam, a sociologist at Stanford University, who swears he met the twin boys in a grocery store.

196 A MUCH LONGER LIST OF GIRLS' AND BOYS' NAMES: Here lies an arbitrary collection of names that are interesting, pretty, uncommon, very common, or somehow quintessential, along with the level of education that they signify. (Each name occurs at least ten times in the California names data.)

SOME GIRLS' NAMES

(Years of mother's education in parentheses)

Abigail (14.72), Adelaide (15.33), Alessandra (15.19), Alexandra (14.67), Alice (14.30), Alison (14.82), Allison (14.54), Amalia (15.25), Amanda (13.30), Amber (12.64), Amy (14.09), Anabelle (14.68), Anastasia (13.98), Angelina (12.74), Annabel (15.40), Anne (15.49), Anya (14.97), Ashley (12.89), Autumn (12.86), Ava (14.97), Aziza (11.52), Bailey (13.83), Beatrice (14.74), Beatriz (11.42), Belinda (12.79), Betty (11.50), Branna (12.71), Britt (15-39), Brittany (12.87), Bronte (14.42), Brooklyn (13.50), Brooklynne (13.10), Caitlin (14.36), Caidynn (13.03), Cammie (12.00), Campbell (15.69), Carly (14.25), Carmelia (14.25), Cassandra (13-38), Cassidy (13.86), Car* (15.23), Cathleen (14.31), Cecilia (14-36), Chanel (13-00), Charisma (13-85), Charlotte (14.98), Chastity* (10.66), Cherokee (11.86), Chloe (14.52), Christina (13-59), Ciara (13.40), Cicra (12.97), Cordelia (15.19), Courtny (13-55), Crimson (11.53), Cynthia (12.79), Dahlia (14.94), Danielle (13.69), Daphne (14.42).

* Concerning the teenage girl named Tanptres* on p. 180; judging from Chutirys poor showing here, it is doubtful that Temptress would have gained much benefit from being called Chastity.

Notes

Darlenc (12.22). Dawn(12.71),Dcborah(13-70),Dccember (12.00). DcUlah (13-00). Dcnise (12.71). Dcniz (15.27). Dcsircc (12.62), Destiny (11.65). Diamond (11.70). Diana (13-54). Diane (14.10). Dora (14.31). Eden (14.41), Eileen (14.69). Ekatcrina (15.09), Elizabeth (14.25), Elizabeththann (12.46). Ella (15.30). Ellen (15.17). Emerald (13.17), Emily (14.17). Emma (15-23). Faith (13-39), Florence (14.83), Francsca (14.80),Frankic (12.52). Franziska(15-18),Gabrielle (14.26). Gennifer(14.75),Gcorgia (14.82). Geraldine (11.83), Ginger (13-54), Grace (15-03). Gracie (13-81). Gretchen (14-91), Gwyneth (15-04). Haley (13.84), Halle (14.86). Hannah (14.44). Hilary (14-59). Hillary (13-94). liana (15-83). Ilene (13-59), Indigo (14.38), Isabel (15.31), Isabell (13.50), Ivy (13.43), Jacquclin (12.78), Jacqueline (14.40), Jade (13.04),Jamic (13.52). Jane (15.12),Janct(12.94),Jeanette (13.43). Jeannctte (13-86). Jemma(15.04),Jcnnifer(13.77). Johanna (14.76). Jordan (13.85), Joycc(12.80), Juliet (14.96), Kailcy (13.76), Kara (13.95), Karissa (13.05), Kate (15-23). Katclynncc (12.65), Kathcrinc (14.95). Kayla (12.96), Kclscy (14.17). Kcndra (13.63), Kennedy (14.17), Kimia (15-66), Kylie (13.83), Laci (12.41). Ladonna (11.60). Lauren (14.58). Leah (14.30), Lcnora (13-26). Lexington (13.44), Lexus (12.55), Liberty (13-36), Licsl (15-42), Lily (14.84). Linda (12.76), Linden (15-94). Lizabcth (13-42). Lizbeth (9.66). Lucia (13.59). Lucille (14.76). Luc>'(15.01),Lydia(14.40).MacKcnzic(14.44), Madeline (15-12). Madison (14.13). Mandy (13.00), Mara (15-33), Margaret (15-14). Mariah (13.00). Mary (14.20), Matisse (15-36). Maya (15-26), Meadow (12.65). Megan (13-99). Melanie (13-90), Meredith (15-57). Michacla (14.13). Micheala (12.95), Milliccnt (14.61). Molly (14.84). Montana (13.70). Naomi (14.05). Nascem (15-23), Natalie(14.58).Nevada(14.61). Nicole (13.77),Nora (14.88). Olive (15-64). Olivia (14.79), Paige (14.04), Paisley (13.84). Paris (13.71). Patience (11.80), Pearl (13.48), Penelope (14.53). Phoebe (15.18). Phoenix (13.28). Phyllis (11.93), Portia (15-03), Precious (11-30), Quinn (15-20), Rachel (14.51), RacheJI (11.76). Rebecca (14.05), Rencc (13.79), Rhiannon (13.16), Rikki (12-54). Ronnie (12.72). Rosalind (15-26), Ruby (14.26), Sabrina (13.31). Sadie (13.69), Samantha (13.37), Sarah (14.16), Sasha (14.22), Sayeh (15.25), Scarlett (13.60). Selma (12.78). September (12.80). Shannon (14.11). Shayla (12.77), Shayna (14.00), Shelby (13.42). Shcrri (12.32), Shira (15-60). Shirley (12.49). Simone (14.96). Siobhan (14.88), Skylynn (12.61), Solveig (14.36), Sophie (15.45), Stacy (13.08), Stephanie (13.45), Stevic (12.67), Storm (12.31). Sunshine (12.03). Susan (13.73). Suzanne (14.37), Svedana (11.65), Tabitha (12.49), Talia (15.27). Tallulah (14.88). Tatiana (14.42). Tatum (14.25),TayIor(13.65),Tess (14.83). Tia(12.93).Tirrany(12.49),Tracy (13.50),Trinity (12.60), Trudy (14.88). Vanessa (12.94). Venus (12.73). Veronica (13.83). Veronique (15.80). VioIct(13.72). Whitney (13.79),Willow (13.83). Yacl (15.55), Yasmine (14.10), Yvonne (13.02),andZoe(15.03).

SOME BOYS' NAMES
(Years of mother's education in parentheses)

Aaron (1374). Abdelrahman (14.08), Ace (12.39). Adam (14.07). Aidan (15-35). Alexander (14.49). Alistair(15-34). Andrew (14.19). Aristodc (14.20). Ashley (12.95). Atticus (14.97). Baylor (14.84). Bjorn (15.12), Blanc (13-55), Blue (13-85). Brian (13-92). Buck (12.81), Bud (12.21). Buddy (11.95), Caleb (13-91), Callum (15-20). Carter (14-98), Chaim (14.63), Christ (11.50). Christian (13-55). Clyde (12-94). Cooper (14-96), Dakota (12.92), Daniel (14.01). Dashiell (15-26). David (1377). Dcnk (15-65). Dylan (13-58), Eamon (15-39). Elton (12.23). Emil (14.05). Eric (14.02), Finn(15.87), Forrcst(1375), Franklin(13.55), Gabricl(14.39). Gary (12.56). Giancario (15.05), Giuseppe (13.24). Graydon (15-51). Gustavo (11.68). Hashcm (12.76), Hugh (14.60), Hugo (13-00), Idean (14.35), Indiana (13.80), Isaiah (13.12). Jackson (15-22), Jacob (13-76). Jagger (13.27), Jamieson (15.13), Jedidiah (14.06). Jeffrey (13.88), Jeremy (13.46). Jesus (8.71). Jihad (11.60), Johan (15.11), John-Paul (14.22), Jonathan (13.86). Jordan (1373). Jorge (10.49). Joshua (13.49). Josiah (13-98). Jules (15-48). Justice (12.45), Kai (14.85). Keanu (13-17). Keller (15-07), Kevin (14.03). Kicron (14.00), Kobe (13-12), Kramer (14.80). Kurt (14.33). Lachlan (15.60). Lars (15-09). Leo (14.76). Lev (14.35). Lincoln (14.87). Lonny (11.93), Luca (13-56). Malcolm (14.80), Marvin (11.86), Max (14.93), Maximilian (15-17), Michael (13.66), Michelangelo (15-58), Miro (15-00), Mohammad (12.45). Moiscs (9.69). Moses (13.11). Moshc (14.41). Muhammad (13-21). Mustafa (13.85). Nathaniel (14.13). Nicholas (14.02), Noah (14.45). Norman (12.90), Oliver (15-14). Orlando (12-72), Otto (1373). Parker (14.69). Parsa (15-22). Patrick (14.25). Paul (14.13), Peter (15-00). Philip (14.82), Philippe (15-61). Phoenix (13.08), Presley (12.68), Quentn (13.84). Ralph (13.45). Raphael (14.63). Reagan (14.92). Rex (13.77). Rcxftod (14.89), Rocco (13.68), Rocky (11.47). Roland (13.95). Romain (15-69). Royce (13-73). Russell (13-68), Ryan (14.04), Sage (13.63). Salch (10.15). Satchel(15-52).SchuyIcr(1473). Sean (14.12), Sequoia (13-15). Sergei (14.28). Sergio (11.92), Shawn (1272). Shelby (12.88). Simon (14.74). Slater (14.62). Solomon (14.20), Spencer (14.53). Stephen (14.01). Stetson (12.90). Steven (13-31). Tanner (13.82). Tariq (13.16), Tennyson (15.63). Terence (14.36), Terry (12.16). Thaddcus (14.56), Theodore (14.61). Thomas (14.08). Timothy (13-58), Toby (13-24), Trace (14.09), Trevor (13.89), Tristan (13.95), Troy (13-52), Ulysses (14.25). Uriel (15-00). Valentino (12.25), Virgil (11-87). VJadirnir(13.37).Walker(1475»» Whitney (15-58). WUIcm (15-38). William (14.17), Willie (12.12). Winston (15-07), Xavier (13-37). Yasser (14.25). Zachary (14.02), Zachory (11.92). Zane (13-93). and Zebulon (15-00).

- 199 MOST POPULAR WHITE GIRL NAMES- 1960 AND 1000: The California IIIIICS data actually begin in 1961- but the year-to-year difference is negligible.
- 202 SHIRLEY TEMPLE AS SYMPTOM, NOT CAUSE: See Stanley Lieberson, *A Matter of Taste: How Names, Fashions, and Culture Change* (New Haven- Conn.: Yale University Press, 2000), A Harvard sociologist, Lieberson is die acknowledged master of (among other subjects) the academic study of names. For instance- *A Matter of Taste* details how- from 1960- it was American Jewish families who first popularized many girls' names (Amy- Danielle, Erica, Jennifer- Jessica- Melissa, Rachel, Rebecca, Sarah, Stacy- Stephanie, Tracy) while only a handful (Ashley, Kelly- and Kimberly) began in non-Jewish families. Another good discussion of naming habits can be found in Peggy Orenstein, "Where Have All the Lisas Gone?" *New York Times Magazine*, July 6, 2003; and, if only for entertainment- see *The Suggestive Power of Names* (2001), Alan Berliner's documentary film about names.
- 202 BOYS' NAMES BECOMING GIRLS' NAMES (BUT NOT VICE VERSA): This observation is drawn from die work of Cleveland Kent Evans, a psychologist and onomastician at Bellevue University in Bellevue, Nebraska. A sample of Evans's work is available as of his writing at academic.bellevue.edu/~CKEvans/ccvans.html; see also Cleveland Kent Evans, *Unusual O' Most Popular Baby Names* (Lincolnwood, ILL: Publications International/Signet, 1994); and Cleveland Kent Evans, *The Ultimate Baby Name Book* (Lincolnwood, III.: Publications International/Plume-1997).

EPILOGUE. TWO PATHS TO HARVARD

- 206—7 THE WHITE BOY WHO GREW UP OUTSIDE CHICAGO: This passage- as well as the earlier passage about the same boy on pp. 155-56, was drawn from author interviews and from Ted Kaczynski- *Truth Versus Lies*, unpublished manuscript- 1998; see also Stephen J. Dubner- "I Don't Want to Live Long. I Would Rather Get the Death Penalty than Spend the Rest of My Life in Prison-" *Time*, October 18, 1999.
- 206—7 THE BLACK BOY FROM DAYTONA BEACH: This passage, as well as the earlier passage about the same boy on p. 156, were drawn from author interviews with Roland G. Fryer Jr.

ACKNOWLEDGMENTS

Jointly, we would like to thank two people who helped nurture this book: Claire Wachtel of William Morrow and Suzanne Gluck of the William Morris Agency- This is the third book that Stephen Dubner has written under their auspices; he continues to be grateful and, on occasion, awestruck. "This was the first such book for Steven Levitt; he has been duly impressed. Many thanks also to the talented and supportive colleagues in each shop: Michael Morrison, Cathy Hemming, Lisa Gallagher, Debbie Stier, Dee Dee De Barrio, George Bick, Brian McSharry, Jennifer Pooley, Kevin Callahan, Trent Duffy, and many others at William Morrow; Tracy Fisher, Karen Gerwin, Erin Malone, Candace Finn, Andi McNichol, and many others at the William Morris Agency. We would also like to thank the various subjects of this book (especially Stetson Kennedy, Paul Feldman, Sudhir Venkatesh, Arne Duncan, and Roland Fryer) for their time and trouble. Thanks also to the friends and colleagues who helped improve the manuscript, including MelanieThernstrom, Lisa Chase,

Acknowledgments

and Colin Camerer. And to Linda Jines, who came up with the title: nicely done.

PERSONAL ACKNOWLEDGMENTS

I owe an enormous debt to my many co-authors and colleagues, whose great ideas fill this book, and to all the kind people who have taken the time to teach me what I know about economics and life. I am especially grateful to the University of Chicago, whose Initiative on Chicago Price Theory provides me the ideal research home; and also to the American Bar Foundation for its collegiality and support. My wife, Jeannette, and our children, Amanda, Olivia, Nicholas, and Sophie, make every day a joy, even though we miss Andrew so much. I thank my parents, who showed me it was okay to be different. Most of all, I want to thank my good friend and co-author Stephen Dubner, who is a brilliant writer and a creative genius.

—S. D. L.

I have yet to write a book that did not germinate, or was not at least brought along, in the pages of the *New York Times Magazine*. This one is no exception. For that I thank Hugo Lindgren, Adam Moss, and Gerry Marzorati; also, thanks to Vera Titunik and Paul Tough for inviting the Bagel Man into the *Magazine's* pages. I am most grateful to Steven Levitt, who is so clever and wise and even kind as to make me wish—well, almost—that I had become an economist myself. Now I know why half the profession dreams of having an adjoining office to Levitt. And finally, as always, thanks and love to Ellen, Solomon, and Anya. See you at dinnertime.

—S.J. D.

INDEX

- Abdul-Jabbar. Kareem. 160
- abortion. 115
- as birth control. 118, 139
 - crime rates and. 5-6, 12, 13, 137-42, 144, 206
 - illegal. 6, 117-19, 136-37
 - legalizing of. 5-6, 12, 13, 118, 137-42, 206
 - moral questions and. 141-44
 - opposition to. 6, 141-44
 - statistics on. 138, 141, 142, 144
- adoption. 5, 6, 154, 167, 171, 175-76
- foreign, 139, 145
- Adventures of Superman*, 63-64
- advertising. 91, 106
- African Americans:
- "acting white" by. 160, 182, 184
 - black culture and inequality of. xi, 177, 182
 - crime rates and, 122, 135
 - as game show contestants, 78-79
 - income of. 159, 182
 - infant mortality among. 61, 113
 - lifestyle gap between white .Americans and, 113-14, 159-60, 182
 - naming of children by, xi, 177, 179-89, 198-99
 - in street gangs, 94-109, 110-14, 135
 - j« also civil rights movement, lynching; racism
- Albany County Family Court. 180-81
- Albany .Medical Center Hospital
- Emergency Room, 180
- Alcindor. Lew. 160
- algorithms. 17, 29, 34, 36-37
- American Revolution, 23
- angioplasty, 70-71
- anti-Catholicism, 57, 59
- anti-communism, 57, 59
- Ami-Defamation League (ADL), 58
- anti-Semitism, 57, 59
- anti-smoking campaign. 21
- Ariely, Dan. 80
- auto mechanics. 7-8
- automobiles.
- airbags in, 153
 - children's car seats in, 152-53
 - emissions inspections of, 7-8
 - fata! living accidents vs. accidents in, 150-51

Index

- automobiles {*cent.*)
insurance for, 66
reduced value of, 67.68.71. 76
safety of. 71.150-51. 153
sale and resale of. 67.68.71. 76
theft of. 3. 4.121
- fi*£)w«w(E»o).148
- bagels, purchase of. xii. 24. 45-50.69-70.
83
- baseball. 39.123
- basketball. 20.37-38. 39. 182
- beaut}* pageants, 39
- Becker. Gary. 122, 145
- "Beer on the Beach" study (Thaler).
47
- Bible, 189
- birth of a Nation. The.* 56. 63
- birth rates;
decline in, 8. 139
deliver}* methods and, 8
increase in, 118
tee also abortion
- Black Gangster Disciple Nation. 94-109.
110.112, 124
- black market, 132
- Blackmun. Harry A. 125. 137
- Black Panthers. 183
- Black Power movement, 183
- Blagojevich, Rod. 173
- Blandon. Oscar Danilo. 13, 110.
114
- Blank Slate* (Pinker). 155
- Bledsoe, Tempestt. 181
- Blodgett, Henry. 69
- blood donors, 24
- Bloomberg, Michael. 9
- body parts:
donation and transplant of, 145—46
values assigned to, 142—43
- Booty (gang member), 98, 109
- Boston Tea Part)*. 23
- Bouza. Anthony V. 142
- Brady Act (1993). 132
- Brandeis, Louis D . 67
- Brando. Marlon. 39
- Bratton. William. 127-29.130
- Brazelton.T. Berry. 148
- breast feeding, 147
- bribes, 43, 44
- Brown p. Board of Education ofTopeka,* 157,
165. 226
- Bureau of Labor Statistics. U.S.. 104. 217
- Bush.George W.26.87.91
- calculus, xi, 184
- California, University of, at San Diego, 93
- California Institute of Technology. 53
- Cameter, Colin E. 53
- capitalism. 15.68. 103
- capital punishment. 121.124-25. 219, 220
- carjacking, 3
- caskets, purchase of. 68-69.71
- Ccaufescu, Elena. 117-18. 119
- Ccauscscu. Nicolac, 117-19. 136, 138
- Centra! Intelligence Agency (CIA), xii,
110
- cheating, xi, 15, 24—50
bribes and. 43.44
in business, xii. 24.45-50.69-70. 83
detection of. 25.27. 28-37. 41-45.46
holidays and, 49
honor system and, 45—50
human nature and, 24—25, 45
to lose. 39-45
mechanics of, 12,27—28
morale and, 49—50
as primordial economic act, 25
in sports, xii, 13, 24,38—45
by students. 25. 26, 2&
by teachers, professors, and coaches, xi.
17.25-38
- Chesterton. G. K.. 141
- chewing gum, 12
- Chicago. University of. 36. 93-95. 98, 105.
145. 182
- Chicago Public Schools (CPS). 25-37. 40.
157-59.162
- Chicago Sun-Times,* 146
- Chicago White Sox of 1919. 39
- children:
abandonment of. 113. 156, 206-7
adoption of. 5. 6. 139. 145. 154. 167.
171. 175-76
conli icting theories on raising of,
147-49.154-55
in daycare, 19-20. 23-25. 45
death of. xi, 145-46.149-50
dependent, 25
education of, 157—76

- family environment and, 6, 153-56.
161, 163. 165-76
- health and development of, 147-49.
154-76
- IQ of. 168. 171. 174. 176
- low birthweight of. 113. 167. 169. 170.
174
- naming of. xi. 177. 179-204. 226-30
- nature vs. nurture and, 154-56. 175-76
- neglect and abuse of, 154, 156
- parental influence on, 154-56, 166-76
- personalities of. 154. 155. 157. 168
- punishment of. 124. 147. 154. 161, 167,
168. 171. 175
- reading to and by. 155. 162. 163. 166.
168. 172-74. 175
- rural vs. suburban and urban. 166
- safety of. xi. 146. 149-53
- underprivileged, 36, 170, 187
- unwanted, 154
- leisures*
- civil liberties, 20
- civil rights movement, 78
- Civil War. U.S.. 55
- Clinton, Bill. 4. 87
- coaches. 37-38
- Colorado Adoption Project. 154
- Communist Party (Romania), 117-19
- concealed-weapons laws, 121
- Confederate Army, 55, 57. 63
- Congress. U.S.. 11-12, 56, 90
- lealso* House of Representatives, U.S.;
Senate. U.S.
- Conley. Dalton. 187
- contraception, 118
- conventional wisdom, 89-92
- of experts and journalists, 90-92. 114.
148
- inaccuracy of, 13, 114, 172
- questioning of. 89-90
- shifts in, 153
- sloppy formation of, 13, 90
- corporate scandals, 46, 47, 69-70
- Corzine, Jon, 9
- Cosby. Bill, 226
- Cosby Show. The*. 181
- crack cocaine. 3. 13. 92-94. 96. 99. 100.
103-5. 107. 109-14
- changes in market for. 120. 130. 134-35
- nicknames for, 110. 217
- Credit Suisse First Boston, 69
- crib death. 149
- crime:
- abortion and. 5-6. 12. 13. 137-42. 144.
206
- African Americans and, 122, 135
- broken window theory and. 128
- corporate, 46, 47, 69-70
- deterrence of. 21-23. 47. 115. 123.
126-27. 132
- drug-related. 92-114. 123. 134-35
- incentives for. 104-5. 112. 122-23.
127
- information, 69-70
- minor. 128
- predictions of. 3-5. 114, 119. 120.
135-36
- property, 129
- rising rates of. 3-4. 114. 119. 122, 127
- street. 46-47. 92-114. 124
- teenage, 3-4
- underreporting of, 92
- victims of. 47. 92. 113-14
- violent. 3-4. 5. 10. 13. 22-23. 46-47.
92. 94, 97-98. 113-14. 119. 122,
129. 134-35
- white-collar. 46-50. 69-70
- see alio* drug dealers; *specific crimes*
- crime reduction, xi. 4-6, 13, 114, 119-44
- aging population and, 120, 135-36
- capital punishment and, 121, 124-25
- drug market changes and, 120, 130,
134-35
- gun control and, 6, 13, 121. 130.
132-34. 140
- imprisonment and, 120, 122-24,
125-26. 132
- legalized abortion and, 5-6, 12, 13,
137-42. 144
- police and. 5. 6, 13. 47. 120, 121,
126-30. 140
- strong economy and, 6, 13. 121-22,
125. 140
- theorists of. 6. 10. 13. 21-23. 120-41,
222
- tougher laws and, 6. 13. 121. 130.
132-34. 140
- criminal mobs, 39, 44, III
- criminologists. 4. 7. 13-14. 47, 114. 120.
123. 135-36

Index

- Daniclovitch, Issur. 188
- chains of. 188
 - on early childhood education, 161—76.
183,189
 - game show, 77—79
 - online dating. 80-84
 - paciems in, 12—13
 - recording of. xii. 12.46-49.70.98-104.
108.109
 - selection of. 93
 - sports. 38-45
 - lescig. 28-34. 40. 161-76
 - tee also* information
- dating, online, 13.80-84
- da)'-carc centers. 24, 25. 45
- fines for late pickups at, 19—20, 23
- Dean, Howard. 9. 12
- death:
- accidental, xi, 146. 149-53
 - of children, a. 145-46. 149-50. 151.
152
 - drowning, xi. 146.149-50. 151.
152
 - isks vs. fear of. xi. 146.149-53
 - tee also* capital punishment; homicide
- Death Benefit Association, 62-63
- Declaration of Independence, 57
- deflation, xi
- DUuUo.JohnJ..Jr.. 123
- Dinkins. David. 84. 129
- discrimination. 76—79
- age. 77.78.79
 - detection and analysis of. 53.77—79
 - ethnic and religious. 57. 59.79
 - gender. 77.78.79
 - info rmat ion 'based, 79
 - tacial. 12. 53. 55-66,77.78.79. 83-84.
113. 157-60. 165. 186-87
 - taste-based, 79, 80-84
 - unfashionable. 77.78-79
- doctors, 8.70-71
- Donohue. John. 72. 115
- Douglas. Kirk. 188
- drug dealers. 3.13. 92-114. 156
- African Americans as. 94-109,110-14,
135
 - Colombian connection of, 110—11
 - daily life of. 96-98
 - incentives of. 104-5. 112
 - income of. xi. 92-93. 99. 100-103. 104
106, 107. 112
 - living with mothers by, xi, 93. 103.
108
 - organization and hierarchy of, 99—103.
105-8
 - recordkeeping of. 12. 98. 99-104,108.
109
 - risks of. 96. 98.101-2, 104,107-9.
111-14.135
 - turf wars of. 98. 100. 101. 107-8
 - weapons of. 92, 95. 96.107-8
- drugs:
- guns and.92.95.96,107-8
 - homicide and. 98.101-2, 104. 108.
113-14.134-35
 - in sports, xii. 25. 39.44. 109
 - lee also* crack cocaine; drug dealers;
heroin
- Duggan.W. Dennis, 180-81
- Duke. David, 65. 84-85
- Duncan, Arnc, 35—36
- DuPont. 109.217
- Dymally, Mervyn, 227
- Early Childhood Longitudinal Study
(ECLS). 161-76. 183. 189
- ear phones, ix. xi
- econometrics, x
- economics:
- black culture and, xi, 177. 182
 - classical, 14
 - definitions of, xi, 13, 20,28
 - incentives and, 7-9. 19-21. 23.24.28.
71
 - morality vs.. 13. 50. 206
 - science of mcausicment and, 13, 28
 - tools of.xi. 14. 28. 53> 161-63
 - unorthodox approach to, x—xii, 13—15.
53.115-16
 - see also* money
- 'Economics of'Acting White,' The"
(Fryer). 160
- economists. 47. 50. 53. 80. 93. 99. 115.
120. 142, 161. 177
- economy.
- global. 4
 - of 1990s. 5.10. 13. 121-22
 - strength of, x-xi. 6. 13.121-22, 125.
140

- education. 157—76
 early childhood. 161-76.183. 189
 parental, 193-97
see also school*; testing
- Education Department. U.S., 161
- Ehtlich, Isaac-125
- Eisner. Manuel. 22
- elections:
 campaign spending on. 9—12. 13
 candidate appeal in. 11—12. 84
 of 1948.77
 of 1989.84
 of 1990. 84
 race and, 84
 of 2000. 87
 of 2004. 91
- employment. 5. 13. 21, 121
- Enron. 46. 47. 69. 70
- environmental hazards. 142. 152
- evil, resisting of. 51
- experts;
 conventional wisdom and, 90—92, 114,
 148
 exploitation and abuse by, 68-76
 incentives of. 7-9. 13-14. 92
 information of. 68-76. 90-93
 media and, 91-92
 on parenting. 147-49. 154-55. 175
 predictions of. 3-5. 114. 119. 120.
 135-36
 self-interest of. 120. 121. 148-49
 shrinking gap between public and. 68,
 76
- Exxon VaUez.* 142
- Ezzo. Gary, 148
- Feldman. Paul, 45-51. 69-70. S3
- Fields. WI C. 24
- Fieri Cross. The: The Ku Klux Klan in
 America* Offide). 65
- finer. 19-20. 23
- flame-retardant pajamas. 153
- Food and Drug Administration (FDA), 69
- football. 104, 105. 182
- Forbes. Steve, 9. 12
- Foreign Correspondents' Club (Tokyo).
 44
- Fox. James Alan. 4. 114. 120. 136
- freakonomics. 205—6
 fundamental ideas of, 13—14
- Friedman, Milton, 21
- Fryer. Roland C Jr.. 160-61. 182-84.
 190. 207
- funeral directors. 68-69. 71. 76
- Galbraith. John Kenneth, 89-90. 127
- gambling, 39. 85
- General Motors, xii
- Georgia, University of. Coaching Principles
 and Strategies of Basketball course at.
 37-38
- Giuliani, Rudolph, 84. 127-29
- Global Cussing. 69
- Goldberg. Michael. 187
- Golisano, Thomas, 9, 12
- gonorrhoea, 91
- Grace. Mark, 39
- Grant. Ulysses S.. 55-56
- Grateful Dead, 93. 95
- Griffith. D. W. 56
- Grubman, Jack, 69
- gun control. 5. 6. 13. 121. 130. 132-34.
 140
- guns:
 availability of. 3, 130-34. 146. 149-50
 buyback of. 121. 132-33
 definition of, 130—31
 drugs and. 92. 95. 96. 107-8
 homicides and, 131, 133
 illegal possession of, 132
 swimming pool deaths vs. deaths by, xi,
 146, 149-50. 151. 152
- Guthrie, Woody. 58
- halitosis, 91
- Harding, Warren G., 56
- Harrick, Jim, Jr., 38
- Harrick, Jim, Sr, 38
- Harris. Judith Rich. 154-55
- Harvard University. x. 35. 182. 207
 Society of Fellows at. 1-2. 98-99
- Head Start, 167. 169. 170. 174
- health concerns, 13, 66, 70—71
- health insurance, 66
- heart disease. 70. 71. 151
- Hilbroner. Robert. 15
- heroin, 109
- Hillis. David. 71
- Hirohito, Emperor. 64
- Hispanics. 79. 122. 170. 183

Index

- Histcj of the American People, A* (Wilson). 56
- Hitler. Adolf. 57. 64
- Hitsch. Gurnet J.. 80
- Holmes, Olivet Wendell. 98
- Holocaust, 142
- Holi.L. Emmcii, I4S
- homelcssness, 90. 92
- expensive cat phones and, ix, xi
- homicide. 47, 51. 121, 128
- correlation of police to, 10, 128, 129
 - drug-related. 98. 101-2. 104. 108. 113-14. 134-35
 - falling tates of. 4-5. 22-23. 122. 125. 129. 139. 144
 - guns and. 131, 133
- honesty, 81
- innate. 50. 51
- honot system, 45—50
- Hortac.su, Ali. 80
- House of Representatives, U.S., 12, 55—56
- Huffington. Michael. 9. 12
- Hulbert. Ann. 147-48
- ImClonc, 69
- incentives, 15
- bright-line vs. murky, 39
 - change of, 78, 92
 - as cornerstone of modem life, 13
 - criminal. 104-5. 112, 122-23. 127
 - definitions of, 20, 21
 - discovery and understanding of. 13
 - economic. 7-9. 19-21. 23. 24. 28. 71
 - of experts. 7-9. 13-14. 92
 - invention and enactment of, 21, 21, 23, 24-25
 - moral. 21. 23. 24
 - negative vs. positive, 20—21, 26—27
 - power of, 23
 - of real-estate agents, 7, 8—9. 13—14, 72
 - response to, 20—24. 62
 - schemes based on. 20. 21. 25. 40
 - of schoolteachers. 26—27, 35
 - social. 21-22
 - study, 26
 - tinkering with. 20, 23
 - tradc-offe inherent in, 13
- infanticide, 139
- information:
- abuse of. 69-76. 84-85. 90-93
 - assumption of, 67-68
 - asymmetric, 67—68, 69. 75
 - dissemination of, 66-67, 68, 91
 - expert. 68-76. 90-93
 - false, 69. 72, 81. 82. 84-85. 90-93
 - media and. 91-92. 93
 - in personal ads, 80—84
 - power of, 65—77
 - recording of. xii. 12, 46-49. 70. 98-104. 108, 109
 - secret. 63-64. 67. 69
 - withholding and editing of, 76. 80-84
- lee ii/fo 6 313*
- insider trading, 25, 69
- Internal Revenue Service (IRS), 25
- Internet. 14. 66-69, 76
- comparative shopping on, 66-67, 68—69, 76
 - information as currency of, 68-69
 - .••.ining, online
- intuition, xi
- Iowa Test of Basic Skills. 26
- Iraq:
- U.S. invasion of, 91
 - weapons of mass destruction and, 92, 148-49
- Japanese Sumo Association, 43
- Jefferson, Thomas, 23
- Jercmijcnko. Natalie. 187
- Jercmijcnko-Conley, Yo Xing Heyno
- Augustus Eisner Alexander Weiscr
 - Knuckles, 187
- Jim Crow laws, \$6, 113
- lobs. 13
- interviews for, 186—87
 - loss of. 21. 121
 - payment for, 5
- John Bates Clark Medal, x
- Johnson. D. Gale. 145
- J.T. (gangleader), 96-98. 99-109
- Justice Department. U.S., 157
- Kaczynski, Ted, 207
- Kennedy, Stetson, 57-66, 68
- anti-bigotry campaign of, 58—59. 62-66, 76-77

- "Frown Power" strategy of. 58. 76-77
 undercover KKK membership of. 59-60.
 62-66.67
- Krugman. Paul, 91
- Ku Klux Klan. 12. 55-66.76. S4. 89.106
 collusion of law enforcement with, 57.
 58
 founding of. 55
 revenue sources of. 62—63
 rituals and language of, 55. 57, 59—60,
 62.63-65.73
 terrorist aims of, 55-56. 57. 58-59.
 60-62.71
 undercover expose" of, 59-60,62—66,67
 up-and-down history of. 55. 56—57,
 61-62.63.65
- Labor Statistics. U.S. Bureau of. 104. 217
- Lafayette College. 180
- Lane, Loser. ISO. 181
- Lane. Robert. 179-80
- Lane. Winner. 179-80, 181
- Lee. Robert E.. 57
- Levitt, Amanda, 145
- Levitt. Andrew, 145
- Levitt, Jeannette, 116, 145—46
- Levitt, Stephen D.:
 awards and credentials of. x
 curiosity of, xii. 146
 family life of. 145-46
 AVw *York Times Magazine* profile on.
 xi-xii. 1-2. 17.53.87.115-16.
 145-46.177
 physical appearance of, 115—16
 unorthodox approach by, x—xii, 13—15.
 53.115-16
- life insurance
 comparative shopping for, 66-67. 76
 falling cost of, 14,66-67
 term vs whole, 66
- Listerine, 91
- Little League baseball, 106
- Lott, John R., Jr.. 133-34
- Lott, Trent, 77
- lying. 17.69. 92
- lynching. 56, 58,60-62
- McAdam. Doug. 227
- McCorvey, Norma, 5-6, 13
- McDonald's, 99> 103. 107. 112
- mad-cow disease. 149. 150. 151
- Madonna, 201
- Mafia, 111
- Major League baseball. 106
- managers, 25
- Massachusetts Institute of Technology
 (MIT).x
- mathematics, x, 53. 93. 98
- measurement, xi. 12—13.47
 economics as science of, 13. 28
 tools of. 13. 28
- media, 106
 experts and. 91-92
 information and, 91—92, 93
- Medicate, 136
- Merrill Lynch, 69
- microeconomics, 14
- Mills. Richard P.. 159
- Miyake, Mitsuru, 44
- Monday Night Football*. 182
- money
 kinking and investment of. 13
 bribes of. 43. 44
 drug-dealing and. xi. 12. 92-93. 99,
 100-103, 104, 106. 107. 112
 embezzlement of. 46
 laundering of. xii
 politics and, 9—12, 13
 stealing of, 46,48
- morality, 13—15
 economics vs., 13. 50, 206
 incentives and, 21, 23. 24
 self-interest and. 15
- Moft Gum. Leu Crime* (J. Lott). 133-34
- Morris, William. 188
- Moses, Zelman. 188
- murder. *See* homicide
- Mussolini, Benito, 57, 64
- mutual funds, 69.71
- names. 179-204.226-30
 Asian-American. 183
 black female, 180-81. 183-84. 185
 black male. 179-80. 186-87. 188-89.
 198-99
 brand. 190
 changing of, 187-88
 destiny and. xi. 179-81.204
 European, 189
 Hebrew, 197.202-3

Index

- (com)
- Hispanic, 183
- Irish, 197.198
- Jewish. 187-88.230
- misspelling of. 181, 195
- mosi popular, 198-204
- parental education and, 193-97. 227-29
- socioeconomic status and. 182—84, 190-98
- source of. 189-90
- white female. 184-85.190-92. 193. 194-95. 197.200-203
- white male. 185-86.192-94.196. 197-98
- National Basketball Association (NBA). 182
- National Football League (NFL). 105.182
- national security, 48
- "Nature and Nurture of Economic Outcomes. The* (Saccrdotc), 175—76
- Navy. U.S.. 45
- New York. City College of. 39
- New York Police Department (NYPD). 5. 12. 127-30. 180
- New York Times*, 9A5<t
- New Yoik Times Magazine*, ix—xii, 1—2 17.53.87.115-16.145-46.177
- New York Yankees, xji
- Nobel Prize, 1.145
- No Child Left Behind law, 26
- Nozick, Robert, 2
- Nurture Assumption, The* (Harris), 154—55
- nylon stockings, 109. 217
- obstetricians, 8
- Olympic Games, 92
- corrupt judging of, 39,43
- "On Behalf of a Moratorium on Prison Construction," 123
- On the Waterfront*, 39
- parents, xii. 12, 26,147—76
- abandonment by, 113, 156, 206—7
- adoptive. 5.6. 139.145. 154. 167. 171. 175-76
- African-American, xi. 177. 179-89. 198-99
- conflicting advice to. 147-49. 154-55
- fearfulness of. 149-53
- influence of, 154-56.166-76
- names chosen by, xi, 177, 179—204, 226-30
- obsessive. 153.154. 156. 169. 171, 175. 179
- punishment by. 124.147. 154. 161. 167. 168. 171. 175
- single. 138-39. 141
- status and education of, 166—75, 193—97
- tardy day-care pickups by. 19-20. 23-25. 45.124-25
- Parent Teacher Association (PTA). 165. 166. 167. 172, 174
- parole revocation. 123
- Pennsylvania State University, 182
- Perkins. Brady. 58. 59
- Pinker, Steven, 155
- Pittsburgh Courier*, 58
- Plato, 50-51
- Ptessy a Ferguson*, 56
- police. 20.44
- crime statistics and, 5, 6, 13, 47, 120, 121. 126-30,140
- increased numbers of, 121,126—27, 129, 130
- innovative strategies of, 5,13,47, 120, 126, 127-30
- political science, 4
- politicians, 25
- liberal vs. conservative, 115
- lying by. 17
- pregnane)' tests, 118
- Princeton University, 56
- prisons, crime rates and, 120, 122—24, 125-26.132
- prostitution. 22, 106
- Pryor. Richard, 109
- Quattronc, Frank, 69
- racism. 157-60. 186-87
- segregation and. 56. 77. 113. 157-59. 165
- see also Jim Crow laws; lynching
- Raising America: Experts, Parents, and a Century of Advice About Children* (Hulbert). 147-48
- rape. 3. 58. 92. 121.140.216
- real-estate agents, xi. 12.66.71-76.85.89
- clients' best interests and. xi, 8
- commissions of. 8-9,73

- incentives of. 7. 8-9. 13-14.72
 sale of personal homes by. 8. 72.76
 crimes used by. 73-75
 Reconstruction. 55. 56
 regression analysis, 161-63. 188
Republic (Plato). 50-51
 resumes. 186-87
 "Ring of Gyges, The" (Plato). 50-51
 Riordan, Richard. 226-27
 robbery, 3
 Roe, Jane. *See* McCorvey, Norma
See f. Wade, 5-6. 12.137-41
 Rogers, Will. 57

 Sacerdote, Bruce. 175-76
 Salomon Smith Barney, 69
 Sandman, Peter. 150, 151-52. 153
 Sartre, Jean-Paul. 58
 Scholastic Aptitude Tests (SATs), 182
 schools. 157-76
 choiccof. 157-59. 162, 189
 desegregation of. 157-59. 165
 quality of. 157. 165
 see also students; testing
 Schwarzenegger, Arnold, 9
 Seale, Bobby. 183
Seinfeld, 182
 self-esteem, 90
 self-interest. 77
 of experts. 120. 121. 148-49
 impartial observation vs., 15
 truth and, 89-90. 91
 Sen, Amartya. 1
 Senate. U.S.. 12, 65, 77. 84
 September 11 terrorist attacks, 48-49.
 83
 sex education. 118
 sex scandals, 44
 sleep, 147. 148
 Smith, Adam. 14-15. 50, 51
 smoking, 21, 182
 Snyder, Mitch. 90-91. 92
 social promotion, 26
 social science, 53. 93
 Social Security, 25, 136
 societal norms, 15
 sociologists, 47, 53. 93
 Socrates, 51
 Soviet Union, collapse of, 119
 Spears, Britney, 201

 sports:
 cheating in, xii, 13, 24, 38-45
 drugs in, xii. 25, 39. 44. 109
 gambling on, 39
 glamour of. 105. 106
 incentives in. 40-41, 43
 judging of, 39. 43
 throwing matches and games in,
 39-45
 Stanford University, 72
 stealing. 15. 21. 24. 48
 white-collar. 46-50. 70
 Stetson, John B., 57
 Stetson University, 57
 Stewart, Martha. 69
 stock market. 25. 66. 69. 70
 storytelling, xi, 10, 14
 students:
 black v*. white. 113. 159-61. 163-65.
 166
 cheating by. 25. 26. 28
 Hispanic 170
 measuring academic performance of,
 161-76
 minority, 157, 170
 social promotion of. 26
 study incentives of. 26
 testing of. xi. 17. 25-38. 113.
 159-61
 sumo wrestling, xi, 15. 39-45. 89,
 205
 cheating and corruption in, 38, 39-45
 data on, 40-44
 elite tournaments in, 40-42, 44
 history and tradition of, 38-39. 40
 incentives in, 40-41, 43
 media scrutiny in, 43-44
 ranking and earnings in, 40-41
 superpredators, 3-4, 135, 148
 support groups, 146
 Supreme Court. U.S.. 6. 56. 137-38. 140,
 157
 swimming pools, drowning in, xi, 146,
 149-50. 151. 152

 taxes, xi
 cheating on, 25. 44
 evasion of, 44
 "sin," 21
 withholding of, 21

Index

- teachers. 15.89
bonuses for. 27, 35
cheating to meet testing standards by, xi,
17.25-37.45
firing of. 17.27.37
incentives of. 26-27.35
male vs. female, 35
proficiency of, 29.35.36
television. 91.161.167.168.172.175.
182
Temple, Shirley, 202
terrorism:
deterrence of, xii, 17
fear of. 151
money raising for, 21
threats of, 60
see also Ku Klux Klao. September 11
terrorist attacks
testing:
of adopted children, 171, 176
of black vs. white children. 113. 159-61.
163-65. 166
data of. 28-34.40. 161-76
family factors and, 166-76
of girls vs. boys, 166
high-stakes, xi, 17, 25—37
multiple-choice, 26,37—38
repeat, 36—37
teacher cheating to meet standards of, xi,
17.25-37.45
Texas, University of, at Arlington. 182
Southwestern Medical Center at, 71
Thaler. Richard. 47
Theory of Moral Sentiments, The (Smith),
15.50
Thurmond, Strom, 77
Time. 128
rips, pooling of, 25
Tokhtakhounov, Alimzhan, 39
Tour de France, xii. 39
Tuskegee Institute, 60
twin studies. 154
Twiichell, James B.. 91
"Understanding the Black-White Test Score
Gap in the First Two Years of School"
(Fryer). 160-61
union busting, 57,62, 63
Venkatcsh. Sudhir. 93-99.103-5. 107-9
Wade. Henry. 5-6
Wade. Wyn Craig. 65
Wabal.Sam.69
Wal-Mart. 25. 103
WeakerLmk, The, 12.53. 77-79. 83
weapons of mass destruction, 92, 148—49
weather, 49
William Morris Agency. 188
Wilson, James Q., 135-36
Wilson. William Julius. 93. 98
Wilson. Woodrow, 56
women's rights. 92
WorldCom. 69
Worldly Philosophers, The (Heilbroner). 15
World Series, 39.123
World War II. 57. 58. 113
Wright, Richard. 58
yiiku-a, 44

About the Author

Steven D. Levitt teaches economics at the University of Chicago: he recently received the John Bates Clark Medal, awarded every two years to the best American economist under forty.

Stephen J. Uubner lives in New York City; he writes for the *New York Times* and *The New Yorker* and is the national bestselling author of *Turbulent Souls* and *Confessions of a Hero-Worshiper*.

To receive notice of author events and new books by Steven D. Levitt and Stephen J. Dubner, sign up at www.authortracker.com.

Credits

Designed by Katy Riegel

Jacket design by Chika Azuma

Jacket photograph collage by James Meyer/Getty Images: inside
orange slice by Jan Cobb

Copyright

FREAKONOMICS. Copyright © 2005 by Steven D. Levitt and Stephen J. Dubner. All rights reserved under International and Pan-American Copyright Conventions. By payment of the required fees, you have been granted the non-exclusive, non-transferable right to access and read the text of this e-book on-screen. No part of this text may be reproduced, transmitted, downloaded, decompiled, reverse engineered, or stored in or introduced into any information storage and retrieval system, in any form or by any means, whether electronic or mechanical, now known or hereinafter invented, without the express written permission of PerfectBound™.

PerfectBound[™] and the PerfectBound™ logo are trademarks of HarperCollins Publishers, Inc.

Adobe Acrobat eBook Reader March 2005 ISBN 0-06-083824-8

Library of Congress Cataloging-in-Publication Data

Levitt, Steven D.

Freakonomics : a rogue economist explores the hidden side of everything / Steven D. Levitt and Stephen J. Dubner.—1st ed.

p. cm.

Includes bibliographical references and index.



[About the Publisher](#)

Australia

HarperCollins Publishers (Australia) Pty. Ltd
25 Ryde Road (PO Box 321)
Pymble. NSW 2073, Australia
<http://www.perfectbound.com.au>

Canada

HarperCollins Publishers Ltd.
55 Avenue Road, Suite 2^o00
Toronto. ON. M5R. 3L2. Canada
<http://www.perfectbound.ca>

New Zealand

HarperCollinsPublishers (New Zealand) Limited
P.O. Box 1
Auckland New Zealand
<http://www.harpercollins.co.nz>

Kilted Kingdom

HarperCollins Publishers Ltd.
77-55 Fulham Palace Road
London. W6 8JB, UK
<http://www.uk.perfectbound.com>

United States

HarperCollins Publishers Inc.
10 East 53rd Street
New York. NY 10022
<http://www.perfectbound.com>