

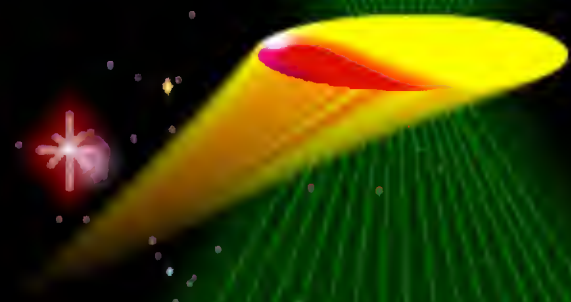
U
F
O

D
O
W
N
-
U
N
D
E
R

UFO

DOWN-UNDER

HOW TO SEE UFO's AND PHOTOGRAPH THEM



HOW
TO
SEE
UFO's

BARRY
TAYLOR

Barry Taylor

UFO Down-Under

How to See UFO's and Photograph Them.

**Factual accounts from observing
Genuine UFO's**

by

Australian

UFO Researcher and Skywatcher

Barry Taylor

**Producing evidence that we are
being visited by**

Real UFO's

And how you can learn to see them for yourself.

Written and compiled

by

Barry Taylor

UFO DOWN-UNDER

UFO Down-Under How to See UFO's and Photograph Them.

First Edition

No part of this publication which includes written and photographs should be reproduced or transmitted in any form or by any means including, electronic, digital or mechanical, including photocopying, recording or any form of information storage and retrieval systems now known or to be invented, without permission in writing from the publisher, except by a reviewer who wishes to quote brief passages in connection with a review, written for inclusion in a magazine, newspaper or broadcast.

National Library of Australia Cataloguing-in-Publication entry.

Taylor, Barry, 1946- .

UFO down-under : how to see UFO's and photograph them.

1st ed.

ISBN 9780980399806 (pbk.).

1. Photography of unidentified flying objects - Australia.

2. Unidentified flying objects - Australia. 3.

Unidentified flying objects - Sightings and encounters -
Australia. I. Title.

001.9420994

Self Published by

Barry Taylor

(Original address removed for this publication)

Australia.

Printed in Australia.

Compiled and cover art by Barry Taylor.

Back cover alien drawing. Copyright © 1996 Lisa

ISBN 978-0-9803998-0-6

Copyright © 2007 Barry Taylor
All Rights Reserved

CONTENTS

DEDICATION		4
INTRODUCTION		5
CHAPTER ONE	IN THE BEGINNING	15
CHAPTER TWO	SIGHTINGS OF UFO'S	28
CHAPTER THREE	THE 1996 UFO "WAVE"	50
CHAPTER FOUR	THE 1997 UFO "WAVE"	74
CHAPTER FIVE	UFO ACTIVITY 1998	88
CHAPTER SIX	MYSTERY LAWN MARKINGS	92
CHAPTER SEVEN	GRAFTON UFO "FLAP"	101
CHAPTER EIGHT	HOW TO SEE UFO'S AND PHOTOGRAPH THEM	141
CHAPTER NINE	INTER-REACTION WITH THE UFO	160
CHAPTER TEN	WHAT YOU CAN LEARN FROM UFO OBSERVATIONS	186
CHAPTER ELEVEN	HOAX GARBAGE BAG DEVICES USED TO DIVERT UFO'S	210
CHAPTER TWELVE	UNCONVENTIONAL AIRCRAFT OR "ALIEN SPACE CRAFT"	219
CHAPTER THIRTEEN	MOTHMAN PROPHECIES AND OTHER MYSTERIES THAT AFFECTS OUR FUTURE	227

DEDICATION

I dedicate this book to my now deceased parents. A lifetime of support no matter what ventures I chose to undertake. It was not until their final years, did they too awaken to the fact that there was more to life and death than they ever imagined. There have been events since their passing that continue to alert me that they remain in contact using their own form of communication. It is through them, that my knowledge has taken on a new dimension. It seems to all fit together in some strange way.

There are numerous persons that have assisted me on my quest for answers into the UFO mystery over the years, many I have not had contact with for far too long, and many that will always remain close valued friends, including Rex and Heather Gilroy for inspiring me to write this book at last. I also dedicate this book to them.

It is the adversities you encounter throughout life that help mould the person you become, and it is the best in people that should be taken with you, because the example has already been set. It is up to the individual to share these good values with the next person you meet. No one is perfect; after all we are but human. It is the awakening and awareness of powers and marvels beyond our normal reality that takes you that important one step further. So, it is the known and the unknown that moulds our lives, I feel that it has with me.

Thank you to those that have guided me through sometimes turbulent times, for it is because of knowing you that you have become the most valued to me. My good friend Viv (died 2008) who herself has known times of great adversity, yet finds time to assist others in times of need, including myself, or just sharing that never ending ridiculous infectious sense of humour. I also dedicate this book to you.

I also dedicate this book to those in the UFO research field for their support, both overseas and within Australia, for backing me up when I present my new theories and recent UFO sightings. Particularly the group of dedicated members of Sydney based UFOR(NSW), especially Mike Farrell, Anthony Clarke and Wendy Burnham. Also the UFO observers of the future, so that you too may learn how to see the UFO for yourself, and confirm my findings.

INTRODUCTION

U.F.O. means, Unidentified Flying Object. It does not automatically mean Alien Space Craft or Flying Saucer, being the common perception when UFO is mentioned. Yes, there are Alien Space Craft visiting our Earth periodically, however, the greater majority of UFO's seen are not Alien Space Craft containing small 4-5 foot [1.5 metre] Alien Beings, they are "Living Space Critters". Alien life forms yet undetermined by science, and UFO Researchers alike. Some, may be biological living 'probes' gathering information about the Earth's environment. The resulting data, then returned to a distant Alien Race where it is analysed and studied by some distant Alien Scientist. It is these aspects of UFOlogy that will be revealed within this book, and the evidence presented showing why this may be the truth behind many of the UFO objects we see in our skies to-day.

Without doubt, the UFO subject has been the most controversial subject in today's modern society. Millions of people around the world from all walks of life, including military personnel, government officials, airline pilots and prominent business people to the general citizens of the world in all countries have spoken about and reported their own personal sightings, and sometimes physical contact with UFO craft, even Beings from other worlds.

There have been many books and discussion papers written on the UFO subject over the years, starting from the late 1940's. There must be literally thousands of books available on this subject in today's market place. Especially recent years since 1994 and the advent of the Internet. This easy access to a digital form of communication has opened up a vast distribution of web page sites full of the latest UFO sighting reports, photographs and video clips covering world wide awareness of events as they occur. Exchange and submission of information relative to the UFO phenomenon, is now a fast and simple task eagerly used by the population of the world when the UFO subject affects them personally, and in their quest to learn more on the subject. The Internet also offers fast easy access to and for UFO Researchers around the world.

In this book, I will concentrate on my own personal experiences directly related to my sightings and sometimes captured video sequences of these mysterious UFO objects. It is from these personal observations and study of resulting video footage, that I have been able to establish some interesting possible scenarios of what is actually happening when UFO's are in our skies, and some interesting probabilities as to what some UFO objects actually are.

There is a great deal of information within these pages that has never been written before, and may seem unconventional when compared to generally accepted explanations already vented by researchers and authors around the world. I place great value on personal observations of the UFO when in our skies. It is only then, that more accurate and realistic conclusions be seriously considered. The key word is "experience". Experience based on accumulative data gathered by observation. Then, the combined long term research and study of resulting video evidence using the latest hi-end computer video enhancing programs. And finally learning how to, read the results with greatest possible accuracy. This has been my specialty since 1996. This type of research gives you knowledge on the subject otherwise difficult to obtain through other means.

Since 1996, I have captured many UFO on video. In 2000, I produced my first video production called, "UFO Down-Under" featuring a small selection of UFO footage, some with witnesses at the time of filming. I now had enough real UFO footage to show others what has been visiting our skies.

Early in my quest for answers on the UFO phenomenon, I learnt the value of Skywatching. I say, "*If you intend seeing UFO's, than you have to watch the skies, for that is where they are*". And that has proven to be true, and very rewarding over the years. I have observed different types of UFO, noted their flight characteristics and capabilities, both at night and during the day. Not only do I include many of my personal UFO sightings within these pages, but a few important sightings reported to me by others.

An interesting chapter on "How to See UFO's and Photograph Them", is a culmination of years of personal practice, study and development, of the techniques that I use. I share this unique knowledge with you, so you will have the opportunity to put these

techniques into practice for yourself. If you develop the techniques, you too will see the UFO next time they are in your area. I can almost guarantee it.

I began my life long journey with UFO's when I was a child. My explanation of events is expressed as I remember them. There is memory loss of detail associated with some experiences, but what I do remember makes interesting reading. I have been fortunate enough to have photographed and video taped a large number of UFO over the years, and some of the most interesting are included in this book. When I have not been able to photograph the UFO, either because they were moving too fast, or I was awe struck because they were just too close and could not believe what I was confronted with, so decided to just intensely observe every detail I could. Sometimes I even had the video camera in my hand but did not turn it on.

Seeing is Believing.

Is believing in something that is generally unseen and apparently so extraordinary, really so far out of normal acceptance, that it is classified to be non-existent by our learned scholars and scientific communities of the world, only based on the lack of hard physical evidence that they can not hold in their hands and study under microscopes? Or, is it just the lack of knowledge of the truths in question? Maybe it is an inbuilt belief system that is fully entrenched within our existence, based upon our particular cultural society's evolution at this point in time? Surely, the overwhelming wealth of witness reports, photographic and physical trace evidence warrants a thorough scientific investigation by our publicly, [via governments] and corporate funded scientific establishments would be in order.

Does believing what we are told by persons of authority, who by our estimation, should know the truth and be trusted to inform us justly, automatically become the unarguable truth whether undeniable evidence is produced or not? Should we unquestionably believe or dare to challenge what we are told is the truth by our academics, political and religious leaders? Are we often afraid or un-motivated to seek answers that may question the established truths, whether they be the real truths or not? Do the people of higher education with a string of letters after their name really have all the answers? No!

Or are they just ‘towing the line’, by re-gurgitation of older established learning’s and conclusions reached many decades ago, by sponsored academics who were expected to reach a pre-determined result as ‘suggested’ by the authorities? In other words, deliberate manipulation of the truth, for the sole purpose of falsifying the facts, therefore influence public perception in a neutral and persuasive manner, that would not be open to questioning or serious challenge. This is called ‘Social Engineering’. It is a huge and real ‘problem’. We see it today regarding ‘climate change’. But that is another story. A clever manipulation of the truth can create a false truth that sounds truthful to the uninformed, yet unchallenged by the informed due either to lack of resources, unwillingness to face the consequences of ridicule, or lack of adequate hard evidence to back-up their newly acquired knowledge gained by specialised research on a particular subject. UFOlogy being the subject referred to in these writings.

Dealing with the evidence.

What if someone can produce evidence that may contradict the so called ‘official’ truths presented to us through media or statements by the authorities or academics? Should we then openly challenge this socially accepted truth when armed with the new knowledge that we believe to be the real truth? At least expect to be heard when presenting statements based on new evidence are put forth? Test the evidence and listen to the findings of the research effort. Can the evidence be repeated under controlled conditions by others? Is this not the accepted ‘Scientific Principle’ of presenting and testing of evidence? These widely accepted truths when publicly challenged are usually handled in a basic ‘official’ tried and tested successful formula. And this is;

1. Instant ridicule and debunking by what ever means necessary.
2. Introduce an academic ‘authority’ to state the ‘official’ accepted scientific approach, and demonstrate why the challenged data is false, and the accepted ‘official’ facts are the ONLY truth we should consider/believe. The use of distortion and bias.
3. Or, a combination of whatever is required to make a public fool of the person or persons making the challenging statements, so the ‘official truth’ remains intact.

Generally, this approach works because of the way society has been engineered over time. Politicians use it all the time against us. These are simple questions no doubt, but the answers are not so simple when a challenge is presented that conflicts with the accepted truths already well established, and deep rooted within our present day society. This ridicule is not only forthcoming from the public forum and official office's when new statements are made when describing UFO matters; it very often comes from our so called peers. The UFO fraternity is full of egos ready to 'fire up' if challenged or confronted with information that is not already established by the "forefathers of UFOlogy", or not listed in there own 'belief systems' by whatever means they have chosen to acquire a personal knowledge base. Usually evidence from the inexperienced witness, and data from books written by inexperienced authors putting their personal spin on someone else's personal spin. "Just how far from reality do we want to go with this subject?" The readers own research through many web sites and emailing lists on the UFO subject would soon give you the big picture of what I mean. This is just a few reasons, why progress on learning about the UFO subject has been historically so painstakingly slow to find truths that can be presented, and willingly accepted, that will make a profound lasting impact upon all members of society. There are some unfounded 'rock solid' truths around the UFO subject that are cloaked in fantasy and myths, generally accepted as the 'real' truth, and make it painstakingly frustrating to bring to wide attention. Basically, UFOlogists are sometimes their own worst enemies. At times, there appears to be a 'built in conspiracy'. Unfortunately, all this conjecture often works.

Lack of co-ordination between active researchers may be a contributing factor to the huge step forward required to establish new facts, and drive forward to establish the impact required to make the authority making these announcements plausible, while being allowed to present appropriate new hard evidence that would back-up the presentation. Serious attempts are being made today with the "Disclosure Project" instigated by Dr. Stephen Greer in the USA. The gathering together of qualified observers with military experience, highly trained and responsible airline pilots and business persons of our society, having agreed to present written and verbal evidence to

the US congress, stating the UFO problem is in fact real. This is ongoing with no hearing yet announced.

How do we gain this 'undeniable' evidence? The UFO subject is a diversely wide subject because of the many varied aspects of the subject one can choose to study. Many Researchers select one aspect of UFOlogy as a project, and research reported case histories that feature one particular theme. This may include features such as, Alien encounters or Abduction, physical traces cases, visual effects or a particular type of reported UFO object, like cigar, saucer or sphere just to name a few.

Any of the above, plus a wide range of specific aspects of UFOlogy, are certainly valid and important current and future pools of data resource for the current and future UFO information seeking persons. Yet this source of data is of no use, unless it is made available to those pursuing research tasks. This is an age old problem. If it remains hidden in filing systems locked away in ones office, it is generally inaccessible, therefore lost. Fresh minds can find new answers. Thank goodness for books, magazines and DVD's on the subject. At least some information is getting out there. Yet much remains 'lost'. Quite often, if old reports are recent releases, they become irrelevant unless they are outstanding, and have taken time to investigate. A new conclusion on a unique case, can spur on the UFO community, unless of course, the debunker's get there first. Then all the hard work could be lost in the ensuing debate between the 'experts'.

The reliability and accuracy of information gathering in the first instance, is most often reliant upon just how proficient and professional the researcher or investigator was in gathering, cataloguing and compiling the facts from the eyewitness who actually observed and experienced a UFO event. There are quite often, details or observations that the witness may not consider worthy of recording or may have forgotten by the time an investigation is recorded. The UFO investigator may not be fully aware of, or just not ask the right questions that can bring to the surface such details that may change the direction in which questioning should be directed, or data recorded. Outcomes and conclusions can be at opposite ends of the spectrum when different investigation techniques are applied.

Not all reported UFO sighting events are of such significance, that extensive time be allocated to recording details from witness accounts. This decision is usually quickly made during the first minute of talking to the witness. The investigators experience on the subject is paramount for making these decisions correctly. It may only be necessary to record shape, apparent size and colour, direction of travel and speed if no other effects have occurred, or the sighting time was short and at high altitude.

Filing methods and data recovery methods are most important for a central UFO Hot-line, data collection centre or research group. Such database should be accessible to researchers generally, either personally in hard copy files, or via electronic means such as email or web site listings with searchable data base type features.

Through My Eyes.

Throughout my years of existence upon this Earth, I have been fortunate to have witnessed the physical reality of Alien life forms that have periodically visited our atmosphere. Yes, this is true. UFO's and Alien life forms are indeed a FACT.

I have not only seen a numerous variety of UFO types, colours and sizes during night time and day time sighting events, but have learnt by what I have seen. My many observations of a variety of UFO types, has changed my life in many ways. I have a yearning to see more UFO's, and have them look down upon me observing them. This has actually happened on a few occasions to date. They, the UFO, have also been observing me. And this is the reason I write this book. You need to know what I have experienced. I have photographed and video taped many of these UFO events, and observed in awe during my closest encounters with Alien life forms. This is my proof that they are real. If more of society could experience just a fraction of what I have seen, then I wonder how they would react on a world wide scale? If more people had questions to ask, then someone would have some very serious and difficult questions to answer. This is the problem is it not? If this broad scale realisation were to materialise, our society would see the world around them through different eyes. Humanity would make new demands on governments. Society would have their eyes opened to the wonderful truths that surround them.

Is this what would really happen? Or, would society collapse due to the profound effects this truth would have on religion, politics and science? Would our established social order and comfort zones be violated by authorities frantic to keep order, and attempt to manage and maintain the thoughts and beliefs of the population? Would the feared chaos actually materialise as has been predicted? I believe not. People are smarter than that. This is our future world, and we need to inform ourselves. That is why I am pleased you are reading this book.

The 'social engineers' have made a decision to keep this secret away from the public, so that the hard questions would not be asked. "If there is a problem, fix it!" Hide the facts, so that questions based of official evidence can not be asked. This is the justification for "Secret Societies" and "Black Budget" programs, a mandatory denial and the isolation of Truth. This is truth revelations on a small scale, on the exposure of a gigantic truth. The reality that this subject actually being factual, is the greatest revelation since the development of modern day society. It could be the stone slung by David that would bring Goliath to his knees. But it does not need to be such a serious issue. It just needs to be managed. What a wonderful future we could have beginning from to-day. But the high and mighty, want to be even higher and mightier.

OK, you are not going to hear the truth on the UFO subject from anyone, other then the independent UFO research author, conference speaker or research group gathering. We have seen what happens with public presentations of UFO matters on the TV media news. Usually ridicule. The more spectacular the UFO event, the harder hitting the denial debunker statements usually are. Sometimes man-made or hoax UFO events receive more attention then real UFO events, because they are visually more spectacular or have many witnesses due to the slower speed of the objects in the event. When this happens, the UFO Researcher with knowledge gained from observation of real UFO events, or image analysis, when offering results of analysis and explanation based on personal experience releases his findings of a hoax or man made event, is often jumped on by other UFO Researchers before explanations or evidence can be explained fully and studied by them.

This has happened to me far too often. The opinion often is, "It looks UFO so it *must* be real". This is not always the case. In fact, it is most often NOT the case. And this fact of life is difficult for some UFO Researchers to accept in many cases. The public see some UFO events as unimportant, because some "UFO kook" has tried to explain the event as "Alien", but our "officials" said it was only a hoax. Who do they believe? It would have to be very powerful spectacular evidence to convince the public and media otherwise.

Back to how the UFO Researchers deal with these issues. If we have not had a good UFO case for a while, then this gives us reason to speak up and debate the evidence and facts among researchers from all fields and backgrounds. Most have something positive to offer and skills to adapt, this is how results are reached and questions answered. Thank goodness for the Internet. There are people out there who are interested in taking the time to study the evidence as presented, and make comment or ask further questions. Aiming presented research results and analysis toward the world web page browser seeking answers from those gathering and compiling the UFO data. Be it written or visual data, good evidence is very important, even essential to the astute researcher wanting to freely publish their works and findings to the world audience offered by the Internet. This presentation of UFO works on the Internet is just as important to the student of UFOlogy, as it is to the UFO Researcher presenting the data. This is where I see UFO research most beneficial and self satisfying. Being able to share a neat piece of UFO footage just acquired during a UFO daytime sighting using web based technology to allow access to this clip quickly, and presenting evidence usually rare to acquire. Having video evidence to study and analyse, is the next best evidence to holding a UFO artifact in your hand. Then there are the UFO discussion forums.

One is thankfully not limited to local knowledge, but is able to tap into a vast world knowledge base if needed. Sometimes it is beneficial to the outcome and sometimes not. No matter where you go, you are always confronted with some individual that displays the arrogance detrimental to the Human Nature of our species. As they say, "No matter where you go, you will always find one!" And when it concerns UFO's, there are often more than one.

This can make UFO forums a waste of time or an overload of conflicting information from a wide or narrow source of previously written data, combined with a load of personal ‘beliefs’ on the matter, that end up in information overload and often throw you off the true line of thought on the issue at hand. You end up having to weigh up the benefits, if any, of presenting future cases to this same interrogation or debate without result. Sometimes it may work for you, but I have found that it mostly has not. It seems to depend upon the familiarity of the subject by others. If details can be associated to the case from previously recorded cases, then historical details that may apply to the new case, may be adapted or explained if they fit. But, if the case contains new unheard of details, then the ‘wild goose chase’ is on. In this event, you have to decide how to deal with the case alone. And if you are the only witness, then this is probably the wisest thing to do anyway. Then present your research results and see how the others react to it.



Sometimes during UFO “Wave” activity there are mystery flashes of light in close proximity to commercial aircraft. I have witnessed this many times. The image here was caught when I was video taping the bright light from the aircraft.

Suddenly, I noticed this bright flash above the plan. These enhancements show that the flash was relatively short in length and not lightening, because the skies were clear of any cloud. The flash seems to have originated from an Unidentified Flying Object not showing any other lights or navigation beacons. [See similar incident with Westpac Helicopter on October 1st 1997, page 75.]

CHAPTER ONE

In The Beginning.

The beginning is a difficult point in time to identify. There sometimes appears to be a time preceding our first childhood memories. These are often 'remembered' in our dreams. "Where does the beginning start for you?" Have you ever really put some thought into this? We all dream, however some of us claim not to dream. We all do, just some of us are unable to recall our dreams, and say we do not dream.

Many people have vivid dreams in colour that are so realistic; it is like watching a movie. The study of dreams is not the subject of this book; however, it is a very important part of our personal persona and reality, that it must be a point of interest or study when it comes to the unexplained mysteries that affect our life constantly or rarely. In regards to the study of UFO's, the Abduction phenomenon and dreams are directly connected in many cases. This will be explained later.

I wish to explain a little about my early years of life, leading up to my first UFO sighting. These writings have a profound ending, and a continual connection that has threaded and intertwined events throughout my life. You too may have a similar connection, for I do not for one minute consider my experiences unique. We are all of the Spirit, and maintain a connection that may take a lifetime to realise, if ever. I hope you can find a connection with your loved ones by realising what I attempt to describe during these writings, as I explain my awakening to a special awareness that seems to be latent in us all.

Some are fortunate to have this awareness of Spirit turned on for conscious awareness that is calming and boundless. I am not for one instant out to preach religion in these writings, but I will explain certain aspects of where a Universal energy of some profound awareness can manifest before you, and directly influence your life in a most profound way. Whatever this Universal awareness is, has been recorded in the writings of ancient scribes who have obviously also been confronted by these same energies. That energy they call God. And this God does actually have Angels. And these Angels are sometimes identified as UFO's. I know, for I have seen them!

My Father.

My Father was one of the many brave Australian volunteer soldiers fighting in the Second World War based in New Guinea. Surviving three returned visits into action, he suffered minor shrapnel injuries, re-occurring malaria attacks and what turned out to be a life long stomach problem. But he, unlike many of his mates, did survive the madness of war in the Pacific. He related to me in later years, that he was nearly killed in action three times during his second and third term in the New Guinea dense jungle battlefields. My Father was a realist. He often stated that, "When your time is up, there is nothing you can do about it". He said that, "Obviously my time was not yet". He survived the war, but carried the adverse effects of it for the rest of his life.

On his return to Australia, he vowed to remain independent of any government handouts offered to returned service men and woman at that time, and that he did. It was not until his 80th year when serious illness hospitalised him did he accept Returned Services assistance when he most needed it. He was grateful that it was available for him.

During his second rest leave on the Australian mainland, he first met my Mother. They agreed not to marry until after the war was over. So, on the 6th September 1946 I was born. During the pregnancy, my mother could not keep food or liquids down. She lost weight, and was very ill and weak while pregnant. Fortunately, we both survived. My Mother often stated, "It is a miracle we both survived".

My parents opened a small business in a small country town on the central New England Ranges in New South Wales. Because both were working, I often had a baby-sitter or a friend of the family look after me. My first memory as a baby, was having my nappy [diaper] changed while lying on the dining table. Visitors arrived through the front door to see this new baby [me]. I later recognised them as my Uncle and Aunt. I retain numerous memories of this very early age.

My Father was not a church person; in fact he said he was an atheist. He could not believe there was a God after what he had gone through and seen during the war. However, he often admitted that he

disasters during his time in New Guinea, and subsequent years after the war. I think he witnessed something during the war that he associated with a higher force that was his protection. He never spoke of anything special, but he often just went into deep thought, and stared into space momentarily, as if recalling a beautiful memory when I asked him if he saw anything spiritual during battle. I was thinking of the mysterious Foo Fighters and Will-o'-the-wisp type illuminated (UFO) orbs that were seen at various battle fields and aircraft formations in the Pacific and over Europe.

When I was three years old, during winter there was heavy snow falls along the mountain ranges, so my parents went for a drive to have a look at the snow covered peaks. I was being nursed on my Mother's knee. I remember looking out the car window and seeing the white snow. The railway lines were built through numerous cuttings in these mountainous locations. There was a point where the rail line crossed the highway. Gates were closed across the road to stop the traffic when a train was due. The station attendant had to walk some distance from his cottage to manually close the gates across the road, so the train could make safe passage across the highway, also stop any cars using the road until the train had safely passed. Well, according to how my Father told the story to me in later years, he drove up to where the rail cutting was, and the gates were open. Normally, he would have driven straight through this area unless the gates were closed indicating a train passage. Well, my Father stopped the car in the middle of the road, even though it seemed clear to proceed. As he did so, a freight train suddenly appeared and sped out of the cutting to cross the highway. The station attendant had neglected to come and close the gates. If we had continued driving on, the train would have hit our car, and we would all have been killed in the wreckage.

My Father related to me that, "This was his Guardian Angel looking after him and his family". I was introduced to the idea of a Guardian Angel at a very early age. This thought of a special, yet unseen Guardian Angel was to become part of my life even until this day. Because, I believe this to be true for all of us not just me.

I will mention further references of how my personal "Guardian Angel" has assisted me during my life. I believe that

everyone has their own personal Guardian Angel, but some people are more aware of their intervention than others.

At the age of five, our family moved north to a warmer climate. My parents again purchased a business in a small coastal town, and purchased a home just walking distance from the main shopping centre. Now eight years old [1954], my parents and I had set out on a trip south to visit my Grandparents. Stopping at a town along the way to purchase the racing form newspapers, my father said I could buy a comic book to read on the long trip. I looked at the book stand in the news agency, and one book stood out. It was a hard cover book on Science. This is what I wanted to read, not comic books. My Father laughed as I showed him what I wanted, and agreed to purchase it for me. Well, I read this science book from cover-to-cover many times over the years. In fact, I still have this book to-day. My interest and introduction to the marvels of science started at an early age. I appear to have been born with an inquisitive mind. A seed had now been planted in my mind, and I began taking an interest in science, especially Space and the Stars that I often observed from our darkened back yard.

First Alien UFO Type Experiences.

My first experiences began around the age of 8 to 9 years. I considered them to be bad nightmares at the time, although they seemed different to anything that I had ever known, even at this young age. Were these my first "Lucid Dreams?" To-day, these same experiences are similar to "Alien Abduction" experiences reported by those claiming such abductions. I am not claiming that I have been abducted by Aliens, just explaining to you what I have experienced.

Settling into bed ready for the nights sleep, I had the strangest feeling that this night was going to be different. I felt as if some unseen person was watching and waiting for me to sleep, so they could come to see me. Now asleep, I was experiencing the most frightening nightmare. I was taken up into a black flying craft. I could not see a single point of light in any direction. This alone frightened me. I was laying down as if still in bed, and could only move my head which enabled me to look around this foreign environment I now found myself in.

I was aware of at least two ‘people’ near me, although I could not see nor hear them. They were doing something that I disapproved of, but unable to stop them. It was as if all of my physical senses were numbed, for I could not feel anything, only the cold of the surrounding air. Next morning upon awaking, the first thing that came to mind was this frightening experience during my sleeping time. I remember thinking, “It is going to happen again to-night”. “They intend to take me again”. I said nothing to my parents about this “dream”, for this is all I considered it to be.

Next night when in bed and relaxing to sleep, I remember thinking, “They want to take me again, but I can stop them by staying awake”. I lay awake as long as I could, but eventually fell asleep. Sure enough, I was again taken up into the same dark craft. I knew it was a craft in the air, because I could see its dark outline just before entering it. Exactly the same feeling overcome me this time, as I had experienced the night before. I must have been told by ‘them’, that they want to see me again to-morrow night for a third time. Upon awaking next morning, I remembered no more than I did the first night, but knew they wanted to see me again a third time.

Next evening just before falling asleep, I was thinking, “Well, I can not stop it happening, so why try to resist”. So I went to sleep in more comfort this time. Sure enough, the same experiences happened a third time. However, this time I was told this was the last time they needed to see me, it would not happen again. And it did not. Well, at least for some time.

MEMORY RECALL.

While remembering these incidents just now, I do remember one thing. I saw that the craft was shaped like an egg. I asked the ‘person’, “Why is your craft shaped like an egg?” The reply was, “Because this shape can withstand the pressures of flight”. In later years I personally observed craft of this shape, and it is a well recognised shape of reported UFO’s the world over today. We all know how strong the egg shape is when pressure is applied end to end. From now on, I took more notice of the night sky. I would lay on a blanket on the back lawn and just look at the millions of stars in the dark night sky. My mind would question if there were other

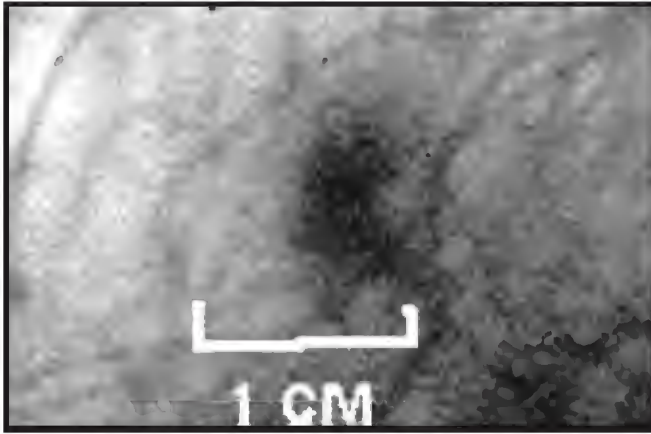
people out there. I would observe the odd meteor leaving a trail as it was burning up in our atmosphere. I had read about these things in my science book. I also got an insight as to just how vast the Universe was. And how insignificant we Humans were, when compared to what I was looking at. One thing that science book did emphasise for me was, "How big is big" and "How small is small". This enabled me to adjust my thoughts from the largest, being the Universe, to the smallest, being the atoms that make up all things. I was beginning to understand Nature at age nine.

When I was unable to go outside at night and look at the Stars, instead of going to bed after I had turned the light off, I would open the window and lean on the sill to look out at the night sky through my bedroom window. I had become fascinated with Space and all it contained. I remember thinking, "If only I could fly among the Stars".

Now aged ten [1956], upon getting out of bed one sunny morning, I noticed a small dried blood scab on my lower left shin. I thought, "That was not there when I went to bed!" It was not there when I bathed the previous night. The scab was not as if I had just knocked it, for the blood appeared to have had a days drying already, as if half healed, even though it must have been freshly done during the night. So I just forgot about it. It now appears to be what is called a "Scoop Mark". It goes into the deep flesh of my shin almost to the bone.

In 1996, I was talking to a visiting friend about the UFO subject and the types of marks mysteriously appearing on the body after experiencing "Alien Abduction" type experiences. I remembered the mark on my shin, and proceeded to show it to her. The mark was not visible at all. I knew it was there on my shin; it had always been there yet could now find it.

During peak UFO activity in 1998, I had further "Alien Abduction" like experiences during sleeping periods. After one interesting experience, the details of which I will explain later, the previously unnoticeable "Scoop Mark" had reappeared. The same mark unseen two years earlier, was now a deep plumb colour. It was as if it had been tampered with again. Over the next few weeks it faded to natural skin colour again. Today it is again invisible.



Mystery “scoop mark” appeared overnight at age 10. It re-appeared a deep plum colour in 1998 during a time of high UFO activity locally, as if it had recently been interfered with. Photo copyright © Barry Taylor 1998

Man’s First Artificial Satellite.

Now aged eleven, [1957] Radio News reports were broadcasting that the Russians were launching the world’s first orbiting satellite in October. This was exciting news for me. I now had a man made object in the sky to look at. That is, if I were lucky enough to see it from where I was living. I monitored the daily news reports and heard that Sputnik should be visible in the western night sky at a certain time. So I was out there watching the western part of the sky, hoping I could see mans first Satellite. It was early in the evening, so I had a darkened sky to observe. Suddenly, I saw a bright silver/white object low on the horizon moving to the North. “There it is!” I yelled. “That is Sputnik!” And sure enough it was. I had seen man’s first Satellite. I did not know at that time, that I would see thousands of them in future years. I now had reason to watch the skies more closely. I had begun my Skywatching career that would become a life long obsession.

Once you realise that the UFO subject is not all generated in Hollywood, and is a real fact of life, and then you may like to encourage the young persons in your life to take up a genuine interest. The rewards are outstanding if you become aware of the UFO fact.

My First UFO Sighting.

Saturday night was movie night. My parents kept their business open for the movie theatre interval. I always went to the movies alone and met friends because of my parents working. This particular night while walking home alone, I had just turned the corner of the road where we lived. While looking up at the starry night sky above our house and toward the East, the sky was full of Stars. My attention was suddenly drawn to a fast moving group of small 'star like' objects at high altitude flying south at very high speed. They were out of sight in a matter of seconds. They could not have been aircraft. "What was that?" I thought. I had never seen anything like that before. There were approx. 12 objects in a group. This had me puzzled.

Next morning, I questioned my mother to see if she could offer an answer. She had no idea what they were other than being meteors. I had seen meteors and they did not look anything like what I had seen, so I just left it at that. It was not until later years after seeing the same thing again, do I now confirm for sure that they were in fact UFO's. I had experienced my first UFO sighting in the summer of 1957. If I had known at that time what I know now, I should have maintained a concentrated Skywatch vigil at that time, for the chances of seeing more UFO's would have been most likely. But I was only 11 years old with no experience in such things. I continued watching the skies whenever I got a chance, but did not see any more of these fast moving objects until the 1990's.

The 1950's was a time when the world was experiencing a "World Wide UFO Flap". There were many groups of UFO discs seen and recorded during these years. This was a time when the world societies were in a recovery period after WWII, and industry was in a redevelopment stage with the aim of rebuilding and re employing a decimated society, that now had a hopeful vision of a new future for them. Science and Technology had taken giant leaps forward due to the necessities developed during the war. Radar, aircraft and varieties of weapon systems including the development and implementation of nuclear explosive devices, finally used on the two cities of Hiroshima and Nagasaki in Japan, were major new inventions of the time. This demonstration of new technology was the major contributing factor that ended the war in the Pacific region with Japan.

It is important to realise, just how resourceful the human race is when its own survival is a real threat. A lesson had been learnt by the power governments. If survival was to continue against the unseen aggressor that may surprise attack, then new technologies must continue to be developed in Top Secret environments. And this is what has continually happened over the last sixty years of relative world peace. So what are the secret technologies capable of today? I can assure you, those special groups of people, and certain members of our world governments, do know that the UFO is a real visitor to Earth. And that some UFO's are in fact, the space craft of "Alien Beings!"

Nature has led thinking minds toward new discoveries and inventions. The UFO is doing the same today. If the power generation used by UFO's could be adapted to our technology, then the first to successfully duplicate, harness and control this new energy, will be the dominate World power. For with this new energy, must come new weapon systems way beyond our present comprehensions. Is the UFO a real threat to our society? The basic answer to this in my opinion, is an emphatic, "no!".

It is important to realise, that the return of the UFO disc seems to occur as major World wide events every 20 years or so. The 1950's, 1970's, and the largest recorded so far during the 1990's. There have been minor UFO activity between these years, but the UFO discs indicate the presence of the more advanced Alien Beings in charge of a range of UFO craft. These include the Boomerang Formations like Lubbrick Texas 1957.

[I witnessed the exact same formation containing the same number of yellow discs in the staggered formation. The whole formation was surrounded with a faint white haze generated by the individual discs. Photo later]

There were also the yellow discs in "V" formations. Some containing five [5] discs surrounded by a white haze. And a seven [7] disc "V" formation. These were a standard type of formation, displaying common flight formation positions, one behind the other. These types of formations were very 'tight'. The discs did not move or vary position while in this formation. It was as if they were 'locked' into this formation for their whole flight time. Unlike the other 'loose

would buffet up and down, and change position within the formation while in rapid flight. These groups also had the surrounding white haze. This haze appeared to be generated by the powerful energy generated by the UFO disc, ionising the surrounding air to make it glow. When high altitude UFO's were observed, they appeared to be beyond the Earth's atmosphere, and did not have the glow surrounding the disc because they were flying in space beyond the atmosphere, yet still glowed bright white rather than yellow. The yellow was more associated with the UFO discs in the Boomerang and "V" Formations. The other UFO discs in the groups, appeared smaller craft in size, and were glowing a silver white [Star] colour, with a white surrounding haze of ionised air.

Audible Mystery Voice Heard.

During my eleventh year, I had more strange experiences. One afternoon after arriving home, I went to my bedroom to change out of my school cloths into casual cloths. My parents were working in the business as usual and I was home alone. I had just finished changing my cloths, when I heard a male voice call my name. I turned around expecting a Man to be standing behind me, but no one was there. I searched every room in the house thinking that someone must be in the house, for the voice was so clear and loud. There was no one in the house or outside. The voice that said my name, sounded like a very intelligent mature Man. I knelt down beside my bed in the praying position and said, "I heard you God". I did this, because that is the only reasoning I could think of that would explain what had just happened. Maybe it was my "Guardian Angel", I really do not know. All I do know, is that it was real. Nothing like this has ever happened to me since that day.

Mystery Blood Stain.

One morning, I awoke to find a small blood stain on my pillow. I checked my nose to see if it had been bleeding. Close examination showed no sign of blood running down my upper lip or cheek, which should be the case if in fact my nose had bled through the night. There was no sign of blood, dried or otherwise in either nostril.

The position of the blood stain on the pillow was where my nose was resting. I just could not explain it at all. I could not remember any dreams I may have had, that I could connect to the blood nose. It was completely unexplainable. I have never in the past, nor to this day, suffered from nose bleed. This is the only time in my life that such a thing has happened. To-day, I now know that Alien Abductees report bleeding from the nose. This is said to be the result of possible Alien Implantation of some type of device high up in the Nasal Cavity, even into the Pituitary Fossa. I do not want to think about it! I am not saying that this has happened to me, I just want to tell you of my strange experiences. Some do coincide with Alien Abduction similarities, but I see them as just that, similar.

Deep Sleep.

As I said before, I always went to the Saturday night movies. All my friends were there and we certainly enjoyed ourselves. As usual, I walked home after the movies lone. The walk only took around 10 minutes, so it was not too far. I had been to the Saturday night movies this particular evening, but this time it was different. Not the movies, but the next day.

On the Sunday, I just slept for hours. I could not wake up. I was normally up bright and early. After all it was Sunday, a day off school. But this Sunday, it was almost as if I was totally exhausted or had been awake for a week without sleep. My Mother let me sleep until 5 pm. She had to try to get me up, otherwise I would not sleep that night, and I needed to eat something. Well, the way I felt I could have slept for a week. When I attempted to awaken enough to get out of bed, I struggled to open my eyes. On seeing the evening sky beginning to darken at dusk, I thought it was the next morning. I thought I had slept all Sunday and Sunday night, and now it was Monday morning.

This was the strangest feeling. I now have learned that this is also an Alien Abduction symptom. But I do not remember seeing or hearing anything unusual that could explain my deep sleep. This too, is the only time this has ever happened to me. It appears to have been an interesting time in my life.

Lost In The Dark.

One night, I remember waking up after being asleep for some time and getting lost in my own bedroom. Sounds strange I agree. This is how it happened. I do not know why I suddenly awoke, nor do I know what I intended to do. I never went to the bathroom during the night, so that was not the reason. I awoke, got out of bed, and found the bedroom darker than I have ever been able to recall. I could not see one small point of light anywhere. Usually the street light shines through one of the two windows. I knew where the light switch was, I could find it with my eyes closed. But do you think I could find it this time? "I know, I will open the door and let some light in", I thought to myself. The door knob is just next to the light switch. You guessed it, I could not even find the door knob. The door knob protrude out from the door so should be easy to find. I passed my hand over the wall numerous times in an attempt to find either the light switch or the door knob, but could find neither. This was surly frustrating me. It was almost as if I was in a different room without the switch or door knob I was looking for. The wall I passed my hand over was smooth, as if the light switch and door knob were not there. They should have been easy to find. In fact come to think of it, I could not even feel the door frame. If I could have felt that, then finding the knob would have been simple. I am sure the door was on that wall, I know where it is, or should be. After a while I stumbled back into bed and went to sleep. I could never work that one out. Unless.....

Drowning.

Now 12 years old, [1958] it was school Christmas Holidays. Christmas had brought me a pair of scuba flippers and goggles. I had not used these apparatus before, but was anxious to try them out. I hitch hiked the 9.6Klm [6 miles] to the beach alone. I thought I would try out my new gear in the local river. So I fitted the flippers and goggles. I entered the river on a bend, and proceeded to splash around a little. The flippers were cumbersome, but I thought I would get used to them. I suddenly found myself in a deep hole on the river bend. I could no longer touch bottom. The kicking of my legs only made it worse, and I began to panic.

I was going under and had difficulty getting back to the surface, let alone swim out of it. I fought my way to the surface to gasp some air, but I went under again. The undertow was now pulling me down. Somehow I reached the surface again to gasp more air.

I went under again. I could see that I was getting deeper. The situation was serious. I was thinking I was not going to get out of this, and my past flashed into the present. "This is it" I thought, as I went under again. I made one last mammoth effort to get to the surface for air, when I found that I was closer to shore and able to now touch bottom. I was safe. I was exhausted by this frightening near fatal ordeal, and dragged myself out of the water to lie on the sand for a few minutes to re compose my thoughts and energy. When I had recovered, I tore off my flippers and goggles, and threw them as far away as I could, and left them behind. I never wanted to see them again. Someone unseen assisted me out of that mess, because I was gone for sure. "Thank you my Guardian Angel".

I hope you have enjoyed reading some of my early year's memories, for I have shared some personal experiences with you. These experiences have remained in my memory forever. I value them for they actually happened to me. They are real to me, and have helped shape my life through the years. There are many more incidents I could explain, but I now want to get into the UFO aspect of my life.

Before becoming a teenager, I knew about Guardian Angels, seen UFO's, had Alien Abduction type experiences, developed an interest in science and given a second chance at life itself. Much of it I did not understand at the time. As you get older and more experienced in life, you gain more knowledge as to where your interest lay, some one time mysteries, begin to make sense. If we can all use this accumulated knowledge to better our daily lives, only then have we accomplished something positive. That is all we can expect from ourselves, and each other.

Many young children say they have a mysterious "friend" and play with them. They see small lights in their bedroom, and are sometimes heard holding a conversation with someone unseen, but convinced they are actually there. Is this a connection with the child's Guardian Angel, or are they over imaginative? There could well be something of a reality in such events.

CHAPTER TWO

Sightings of UFO's

The following chapters, record the start of my sighting of UFO's from teenage years to the present. When we get into the mid 1990's, the data and images of UFO's becomes very comprehensive. I am certain that you will gain some important knowledge from that section. I have learned a great deal from my observations during this time frame, and many hours have been devoted into gaining visual evidence, so that my understanding of the UFO phenomenon can be broadened. My theories on the UFO that you will read are based on personal observations, not based on theories by others. You may read information never printed before. However, take them in and test them for yourself if you get a chance. You may be very surprised by the results, and just how accurate I have been.

Now a teenager at thirteen years, I am sent to a well respected Private School in Sydney. This will give me a good education, yeah right! When am I ever going to use the reigning dates of all the Kings of England? And what do I want to speak French for? The Science and Math's were good, I can use that.

The year is 1960. We were in a recess break, when I noticed a very bright object in the sky in the direction of the Sydney Harbour Bridge. I pointed it out to the other kids, and we all pointed toward it. "What is it?" we asked one of the teachers. He replied, "It could be a weather balloon". We all agreed. Well, all but me. "It must me made of Chrome to shine like that", I replied to the teacher. He commented no further. The others were satisfied with the teacher's explanation and departed. I remained watching it until it had slowly moved from view into the distance. The object was slowly moving north, turned and headed west until out of sight. I was convinced it was something other than a weather balloon. It just did not look right. That thing was a UFO. I have since seen other UFO's that display such brilliance in the daytime sky. They are not reflecting Sunlight; they are radiating their own bright illumination that does visually appear to be Sunlight reflecting off a chrome surface.

I was married at 18 years of age in 1964, and purchased a house in the western suburbs of Sydney. It was while living here, that my interest in UFO's took a new turn. Man was alleged to have landed on the Moon in 1969; my interest in space was renewed. I had not seen UFO's for some years. Even at this point in time, I was not really certain that there were such things as UFO's. It is only in these later years that I became aware of the term "Unidentified Flying Object" or UFO, and this was in fact a 'real' mystery the world over. The strange things I had witnessed in the past were just strange to me. I had never taken the effort to seek out the people who may have known about these strange objects in the sky, for I had no idea where to start, or just how important this subject really was. Well that was the case until one evening in 1970.

First Close Encounter.

I was finishing work around 9 pm, and walked to where I had my car parked on the banks of the Parramatta River Concord. The area I had parked my car, was an industrial area and quite dark. I started the car and attempted to reverse, the gears were stuck. I had been having trouble with the linkages that attach to the gear box, so I knew how to fix the problem. I crawled partly underneath the car on my back to reach the linkages, and reset them. Out of the corner of my eye, I suddenly noticed a streak of light quickly moving South. "Wander what that was?" I thought, and stood up to get back into the drivers seat. The moment I stood up, I noticed something very strange slowly passing close-by me. What I saw, was a football shaped dim yellow self-illuminated object, slowly flying around 6 metres [20 ft] above the ground, and no more than 20 ft. from where I was standing. I just froze to stare at the object, trying to identify what it was. It was 9-10 feet [3 metres] in diameter and 5-6 feet [1.5 metres] high. The ends were more pointed than an Australian football shape, more like the American grid iron football with the sharper ends. [Side on egg shape] The yellowish colour of the object was like the dark yellow sometimes seen in the Moon. It was not bright. The whole object appeared translucent due to the nature of the illumination. I could not see any features, markings, or changes in density or brightness over the whole objects surface, its surface was consistent.

While I was standing there, eyes transfixed upon the object, I remember thinking to myself, "There is something inside that thing observing me!" I had this image in my mind, of a little pair of eyes inside the craft looking back out at me watching them. I observed it for around 7-8 seconds, until it quickly accelerated away and lost from sight as it headed towards the city lights of Top Ryde. The fast moving streak of light that caught my attention only moments earlier must have been this same object. It could have seen me laying on the ground half under my car, and decided to turn around to have a closer look at what I was doing. The streak was heading south, turned around to head north, closely observed me then continued North over Top Ryde.

I was amazed at what I had just seen. I had no rational explanation that could explain it. As you could imagine, this experience was on my mind full time. I just had to find an answer. Someone must know what it was. I related the story to my work mates, some accused me of consuming too much alcohol, but the others agreed that it could have been a UFO. My search for answers had now begun.

My Search for Answers.

My enquiries led me to a Sydney based UFO group, headed by [the late] Mr. Bill Mosser. The groups name was, U.F.O. Investigation Centre, (U.F.O.I.C.) They held public meetings in the Sydney City once a month, so I planned to attend the next meeting so that I could ask questions, and find out just what I had witnessed. Well, no one could tell me what I had seen, other than that it was a UFO. I listened to the speakers, made myself know to several people, and found this group very interesting. I became fascinated by some of the stories related by others, and what I was hearing had really 'got me in'.

One man I met at the meetings was Frankh Wilks. Frankh was very enthusiastic about the subject of UFO's, and seemed to be very learned on the subject. He pointed out how the U.F.O.I.C. group was not doing any real research into the phenomenon, just collecting sighting reports. Frankh and I stood up during one of the meetings, and asked Mr. Mosser if we could study their sighting report files. We were flatly refused. These files were the property of U.F.O.I.C., and not available for public viewing. "Secret Files?" we said, "How

are we supposed to learn what is going on, if we are denied access to the reports submitted to your group by public citizens?” “You would have to be granted special access”, was Mr. Mosser’s reply. “Fine” Frankh said, “We request special access to these files”. Later, Frankh and I were personally invited to Mr. Mosser’s home and allowed to “look” at the files. Not read them, just look at how many he had. And there were many.

New U.F.O. Group Formed.

Well, Frankh and I both agreed we would not get any satisfaction here, especially if it was research material we wanted. So Frankh advised me, that he wanted to start a new UFO group called “U.F.O. Research Projects of Australasia” or U.F.O.R.P.A., so I offered to join his new group. We soon had several keen members, and held regular meetings at each others homes. Eventually, I was elected Junior Vice-President of the group, but saw it just as a title holding no real authority. Who wanted authority anyway; we were a group of citizens with the same interests, and trying to find answers to the “Worlds Greatest Mystery”.

Because of this new group’s formation, my involvement with UFO research snowballed. I placed my personal home phone number in the Sydney phone book, and started to receive a flood of phone calls. It became obvious, that there was a concentration of UFO activity in the Ryde area. This could have been an extension, or renewal of activity from the time I had my close encounter at Concord almost 12 months earlier.

A newspaper journalist contacted me, and wanted a meeting with members of our group. We made arrangements to meet in Parramatta. [A Western Sydney suburb] He was personally interested in UFO’s, and wanted to write an article about what was happening in this area locally. We supplied him with some information and he printed it along with my home phone number. My phone just kept ringing for weeks. UFO’s were highly active around the Ryde area. Even though I did not see any UFO’s personally at that time, I was experiencing my first UFO “Flap” situation. This journalist handed me an original black and white photograph, of a brightly glowing UFO photographed at Epsom, a suburb of Auckland New Zealand.

Original photo

(1)



An unknown person took this photograph over Epsom New Zealand in 1965. I am not sure if the photo was taken from an aircraft or at ground level. But the image shows a 'Saturn' disc shape object with an interesting profile. The print is not in good condition. It is covered in surface cracks due to

aging of the surface of the photographic paper, and has a few wrinkles from wear and tear. But is now in a safe place.

After the Newspaper article was published, I received numerous calls from the Parramatta/Ryde area wanting to report their unusual aerial sightings. I interviewed many witnesses to UFO activity during this period. I would pack up my cumbersome reel-to-reel tape recorder after being invited into their homes, and record the witnesses first hand testimony as they described in detail what they had seen. Some of the sightings reported, were bright objects ejecting several smaller illuminated objects from the bottom of the main object. These would then 'shoot off' in various directions before the larger object just faded out.

One report was of a ladies cat going crazy at the sight of a silent bright object moving slowly past their home, at what appeared to be too low of an altitude to be an aircraft of ours. Numerous reports came in of strange lights flying at low altitude, and then suddenly shooting off at high speed. Yet others were stationery, would dim down, brighten up, then dim again until they faded from sight. The reports were varied and numerous.

We questioned, "Why would there be so many UFO sightings in the Ryde area in particular?" Was there a valid reason for such numbers of UFO's? We made enquiries through various sources, and found what could well have been the key reason for this high level of UFO activity. The Commonwealth Science and Industry Research

Organisation [C.S.I.R.O.] located at Ryde, were reported to have been experimenting with, and developing microwave technology. There did not seem to be any other Human activity in that district that would attract such UFO attention. So we concluded, that “this must be it”. But of course, we will never know the real reasons for the intense UFO activity at that time.

Joadja Valley Skywatch.

During my time with the U.F.O.R.P.A. group, we went on many skywatche’s. I was beginning to learn the true value of Skywatching, and the rewards it offered. Not only because of the things you see, but the friendships that develop.

I remember one overnight Skywatch we went on as a group. There is an abandoned shale mining town called Joadja Valley just near Mittagong south-west of Sydney. The property was now privately owned and we had permission to look around the old workings of the mine area, as the remains of the old cottages and refinery machinery were still there.

During the daylight hours, we had set up a radio base, for a couple of us had portable hand held radios so we could keep in touch during the night if we chose to wander away from the group. Just before dusk, the radio became filled with static. Severe interference had suddenly made receiving of the hand held portable two-ways impossible to hear. One member yelled out, “Look to the East just above the mountain!” There was a bright red/orange object flying south. It was much quicker than an aircraft, other than an air force jet, but there was no sound from a jet engine. As the object flew out of sight, the radio static ceased and normal communication was restored. It appeared that this strange red object that had caused the static.

With night approaching, we set up camp below a large tree. We hung a hurricane lamp from one of the branches so we would have a well lit area where we set up camp for the night.

[Joadja Valley in its hay days during the late 1800’s to the early 1900’s was filled with toxic black smoke billowing from the refinery stacks. The mortality rate of the population was high, particularly among children. Joadja had its own ghost stories that were well known to locals of the

This meant that if you wanted to observe the darkness of the night sky, you could take one of the portable radios and select a suitable area away from the camp light.

We had our own Indigo Jones character that decided to test the radio some distance into the dark. We checked the frequency on the base radio, and all was ready to receive if need be. After we lost sight of him into the dark abyss, all went quiet. We hoped our Indigo did not venture too far, because none of us wanted to have to search for him if he got lost, which could easily happen. Suddenly, great panic overcame our Indigo. He was yelling and cursing over the radio. You could hear the panic and fright in his voice. We could not understand what he was saying, only that he was returning to base. In the distance, we could hear his heavy footsteps getting louder as he approached the base camp. Within 30 seconds, he had safely rejoined the group. "What the hell happened out there?" we asked. "I bumped into a Kangaroo" he replied. He further went on to describe how he thought it was the "Ghost of Joadja" that had grabbed him. He never ventured out of the camp light for the rest of the night. We did not see anything else that night, but it was an experience I will always remember. Most of us remained awake all night telling stories about UFO sightings, and anything associated with ghosts and the unexplained.

Alarmed Caller.

One night an excited young man phoned, and began describing the strange sound he had heard while driving home. He had recorded the sound on his car audio tape, and asked if I wanted to listen to it. Naturally, I said yes. He played the tape over the phone. The sound was quite loud, and increased the decreased in pitch in a repeating sequence. It was a sound that I could not identify. He said that he thought it could be a landed UFO, and could take me to the location which was not far from where I lived. Within 10 minutes he was at my front door. I was ready to go, and had my camera and portable tape recorder, so that I could record the noise if it was still there when we arrived at the location. As we came closer to the location, I could hear the noise getting louder. It was not a landed UFO; it was a new security alarm system. I suggested we keep going otherwise we

could become suspects if it was a break-in. Case closed. However, I did manage to record a minute of the alarm on tape. I could use this for future reference.

The next Skywatch was organised with our group at a location further west of Sydney in the Penrith area. There had been UFO reports from this area recently, and was a good choice if they were still around. We had a high vantage point for viewing some distance toward the East. When it became very dark, we were all lined up observing the view in the hope of seeing UFO's. Unbeknown to the others, I had my portable tape recorder under my jacket, the one with the security alarm noise. With the volume down very low, I turned it on. You could just hear the strange alarm recording playing. I did not say anything. I turned the volume up slightly, and let it play. You could just hear it, but not determine the direction it was coming from. One of the ladies spoke up first.

"Hey, what is that noise?" She said with an anxious voice.

"I can not hear anything?" I said in reply.

We were all intensely listening for that noise now.

"I can hear it", another would say.

"So can I", "Me too", "What is it?" Were some of the now quick anxious replies.

"It sounds like a UFO", I yelled in an excited voice.

I proceeded to slowly turn the volume up now that I had everyone's attention. "It is coming this way", someone said. Well, I could not hold back any longer. I began to laugh out loud as I revealed the portable tape player, and turned the volume up so they could all hear it clearly. I explained how I got the recording, and now they had heard for themselves how this new security alarm system sounds. As a group, we went on numerous Skywatche's all over the surrounding Sydney and Blue Mountains region, but we did not see much UFO activity, however the company of friends was fair compromise.

Many life long friends can be made when people report a sighting of something they can not readily identify, and has to be called UFO. It is comforting for most to find persons who understand the subject and so willing to listen to them, and possibly offer some explanation as to what they have seen or experienced. Otherwise, many would be lost or remain confused about their real UFO experience.

EarthWobblePhoto.

Photo copyright © Barry Taylor 1971

In 1972, I had set up a photographic darkroom to process black and white film. I already had a good SLR camera and sturdy tripod. My interest in the Stars at an all time high tempted me to do some time exposures of the night sky so as to get Star Trails on film now that I could process the film myself. It was June of 1971 that I set up the camera on a tri-pod in my back yard to take time exposures of the stars in the southern sky. I did a series of time exposures, one per night until I finished the film. I left the camera shutter open for around 2 hours, sometimes more. I would sometimes find the dew had settled on the camera and lens, so I had to finish the session if that happened, otherwise I could ruin the camera. Besides, the images would be distorted into fuzz if the lens was wet. All time exposure frames but one, showed the Star Trails as parallel lines. This happens because of the steady rotation of the Earth on its axis. The frame that shows the Star Trails crossing one another should not have happened. That is, unless the Earth went through a 'wobble'. And this is what I think actually happened on the night this exposure was taken.

The Earth does have a periodic wobble, called the "Chandler Wobble". Every 500 days or so, the Earth wobbles slightly on its axis. It may have been this wobble that I was able to capture on my Star Trail image. Everyone I showed this photo to, agreed that it appears the Earth was going through a wobble stage.

It was not until about 1997 that now having access to the Internet and email, did I again attempt to find some official answers to the image on the photo. Listening to ABC Radio one evening, the guest speaker was an Astronomer. [Name withheld] So I rang the radio station to ask this Astronomer on air, if he could explain the reason of my 'crossing Star Trail' image. He was emphatic that it could not have happened. "You must have bumped the camera" He insisted. I suggested that if I had bumped the camera or tri-pod, I would only get a concentrated 'wiggly line'. I have both purposely and accidentally done this before and have seen the results. The lines on this image are smooth and show no sudden movement. He insisted I had knocked the camera. I offered to send him a copy of the image so he could inspect it personally. I found his email address, and attached the image with all the details I could remember at the time of taking the exposure. I never did hear back from the astronomer. The image must have been difficult to explain, as it does speak for itself when you study it. I also sent a copy to one of our Australian Observatories to a person I knew there. This contact got into a nice little debate about the image. It went something like this;

Firstly, I was told that I definitely bumped the camera during exposure. It was impossible to capture the Star Trails crossing like this, because the Earth rotates smoothly. I agreed to a point. But the Earth must have wobbled to have caused these trails.

Next reply, said that my image had been examined by other staff at the Observatory, and they had come to the conclusion that one of the legs on my tri-pod had slowly slipped down, this causing the Star Trails to cross. My only reply to that was, "Well if that was the case, than my tri-pod must have defied gravity and slipped back up again, because the trails are in a 'wave' pattern and go up and down". If my tri-pod had tilted, the trails would show steep arcing lines toward the top or bottom of the image, depending on which leg was slipping, but it does not.

The final reply, suggested that whatever happened to cause the trails to cross, MUST have been a local occurrence. Otherwise, if it was the Earth actually 'wobbling', the observatory would have to reset all of their instruments. I replied asking, "If that was the case, did the Earth's surface in the suburb of Parramatta slowly heave up

and down during this period?” End of debate. I was not being smart; I wanted a valid explanation that was obviously not forthcoming.

It was obvious that no conclusive explanation was going to come easy. All I could do is examine the image closely, and try to explain it myself. The image shows a time exposure for about a 3 hour period judging by the length of the trails. A close look at the amount of ‘wave’ in the trail lines shows a steady decrease over time. The trails are formed following the Star movement toward the right hand side of the image. When you compare the start and finish of the trails, you can see that over the three hour period of exposure, the ‘wobble’ was slowly receding back into a balanced steady state of Earth rotation. At no point on the trails, does it indicate sudden shaking or movement of the camera. The total ‘wobble’ duration could have extended over a 12 hour period. The ‘wobble’ was well into its movement when the exposure began, and still not fully settled at the end of the exposure. The frames taken the night before and after were normal. They showed no indication of this ‘wobble’ effect.

During the early 1970’s, I was a real ‘rookie’ at my new found interest of UFOlogy. Being involved with the U.F.O.R.P.A. group was a good introduction to the subject. Not only could I learn from other people, but I could learn from the great amount of literature that was available at that time. So I purchased just about every book on the UFO subject I could find. This continued for some years until I had a comprehensive library of books. I had a good reference source. I must admit, that I had not completely read every book on hand, but they were there if I had to learn something specific.

I found more value in my research by going outside and observing the sky. I had borrowed a small refracting telescope from a friend in the UFO group. One evening while looking at the almost full Moon, I noticed something fly in front of it. It was long and black. The speed it moved was not very fast, so I suspect it must have been a great distance from me, possibly beyond Earth’s atmosphere. If it had been an aircraft, it would have passed the visible surface of the Moon much faster. Navigation lights should have been seen, but there were none. The size of the object was quite large when all is

considered. Approximately 1/6th the Moons diameter as I observed it. "These telescopes are good", I thought, so I ended up buying a 4 inch [100mm] refracting telescope of my own.

I was spending as much time as practicable Skywatching from my own house yard. The sky was quite dark considering I was in Sydney City boundaries. This can be a problem if city lights cast a halo of illumination into the sky, making observation of dim illuminations moving in the sky almost impossible.

One night while searching the northern sky for anything unusual, a bright Meteor entered the Earth's atmosphere from the west. It began breaking up into several smaller meteor sections, each forming its own trail of debris. It appeared to be very low for a Meteor due to its clarity and trajectory angle. Moments after it had totally burned out and no longer visible, I heard a loud 'crackling' sound from the direction of the now expired Meteor. I had heard the sound of the Meteor 'exploding' into pieces as it shattered apart due to the massive friction it had encountered as it penetrated deeper into the Earth's atmosphere. The explosion must have been extremely loud, and the Meteor at low altitude for me to have heard it. Since that time, I have seen many Meteors, but this is the only one I have actually heard as it shattered into pieces.

Reference from: "The Penguin Dictionary of Astronomy".

Meteoroids enter the atmosphere of the Earth at a velocity approaching 45 miles/sec ... "Generally, meteors become incandescent at altitudes of between 50 and 70 miles above the Earth".

E.S.P. Experiments.

Our UFO group activities were varied. One of the 'alternate' activities we experimented with was E.S.P. [Extra Sensory Perception] A couple of group members and I had made a prearranged time during the working week to test our ESP capabilities. I had prepared a series of shapes and colours listed in order that were to be 'projected' by me, and hopefully received by the other two involved. When the designated time had arrived, I concentrated on projecting the appropriate images toward their geographical direction. I repeated the procedure three times in my mind. I then waited to 'receive' the

projected images that they were to send. After a short while, I phoned them to see if we had succeeded in our experiment.

When we exchanged our results, we had both succeeded in a 60% strike rate. We agreed that the results were a little above a random 'strike rate', therefore just cause in pursuing this type of experimentation. The second member that I 'projected' to was a lady. She had the highest 'strike rate'. This led us to believe that the Female may be more receptive to ESP than the Male counterpart.

Human Aurora.

Our Group's monthly meetings were generally held in turn at one another's homes. We would take it in turns to open our homes to the group's members, therefore making it a real social event. The host supplied the food and drinks for the evening. [No alcohol allowed] Members of the Group now included Sydney Radio and Television personalities. It was surprising just who was interested in finding out more about the UFO mystery.

One particular evening when the meeting was held at my home, we spoke about the Human Aurora. I decided to put it to the test, and see if Auroras could in fact be seen. I dimmed the lights in the lounge room, and asked for a volunteer to stand up against the unobstructed wall. John said he would be happy to volunteer. I positioned John just far enough away from the wall so that no shadow was cast onto it. I concentrated on an area around 6 inches [15 cm] out from the side of his body outline. My focus point was adjusted to this area hoping to see his Aurora. After a few moments of concentration, I could see a dim yellow haze surrounding John's upper body. I told the others what I could see just to keep them informed of any progress I may be making. John had long shoulder length black hair, and a long fringe that covered most of his forehead. Around John's head, I could see and therefore was able to describe to him, a dark crescent shaped mark in his Aurora over his left eye. This dark mark visible to me in his Aurora was about 8 inches [20 cm.] above his actual eye. On hearing my explanation, John brushed back his long fringe and said, "That must be this scar!" Unbeknown to me and the others, John actually had a crescent shaped scar above his left eye. The scar was normally covered by his fringe and we were totally

unaware of it. We had proven that Auroras actually do exist, and that I was able to see at least Johns on that evening. We continued to talk about this for some time. It is an interesting subject.



Aurora Photograph.

This is a photograph of my Aurora taken in 1998. I am not fully convinced that this is my true Aurora that is actually surrounding my body. However, it is interesting. Colours are in the reds, oranges and yellow. The method used is the one where you place your hand, particularly your finger tips of each hand, onto small metal pads. These pads are attached to electrodes that feed onto a computer. The computer somehow converts the current from your finger tips into an illuminated image that is superimposed in the camera that takes your photograph. Everyone's Aurora is different when the same method is used. My friend had her Aurora photograph taken just after mine, and the resulting colours were totally different. *Photograph copyright © Barry Taylor 1998*

Astral Travel

To date I have had some success with ESP and seeing Auroras, so I questioned what else I could experiment with to learn more about the unknown, or at least the 'out of the ordinary'. I could see the potential of developing such 'Mind Expansion' techniques which may be useful, but I did not know how. I was not quite sure what use I could put these abilities too if I did develop them, but there may be a use somewhere that could be adapted to my study of the UFO phenomenon. I saw no harm in exploring such possibilities.

I heard of a study course being conducted in the Sydney City by the Theosophical Society. Mind development was a key issue being expressed by them. I enrolled myself into the stage one course just to see what they were about, and if this was the type of knowledge I was seeking. I completed the stage one course, but did not return to further my studies due to other commitments. However, during the time of the course, I purchased a book about "Astral Travel" from a book shop in the city. This book was very comprehensive on the subject, even clearly explaining a step-by-step method to prepare oneself for actual "Astral Travel".

I sat up late one evening reading this book trying to grasp the concepts of "Astral Travel". It was now 11 pm, so I inserted my bookmark and headed for the bedroom. The moment I switched on the bedroom light, a strange sensation overcame me. Suddenly, my line of vision was just below ceiling height. I looked down at me feet for I thought I must be floating off the ground. My feet were on the floor, but my mind and vision were at a height of nearly 9 feet [3mtr]. I looked down at my wife lying in bed asleep. She seemed to be 'way down there,' and much further away than you would expect under normal circumstances from where I was standing, being right at the end of the bed. I reached down to touch the bed. Sure enough, it was a long way down. I looked at the light shade which was now right in front of me; I did not have to look up to see it. I looked around the room, and everything was as if I were standing upon a ladder viewing everything from above. I was amazed. I walked over to the door and extended my arm above my head thinking, "I must measure my height against the door frame". As I did this, I could feel myself 'shrinking' back to normal. Everything was now viewed from my normal height.

The bed was closer, and I now had to look up at the light, not straight ahead as before.

I later learnt what I had experienced that night. I had experienced what is known as, "Conscious Ascension". It is a form of "Conscious Astral Travel", or a type of "Subconscious Mind Projection". "Conscious Astral Travel" because my senses like sight, hearing and other physical senses, was projected while still maintaining control of physical movement. I was still able to think and see in a normal manner, and react with full awareness control while in that state. "Subconscious Mind Projection", because of having no conscious control in planning and implementing the mind projection. It just occurred on its own account. My subconscious must have implemented the "Ascension" of its own accord, and maintained strict control over it. "Conscious Ascension", because of my full consciousness and all its faculties had ascended to a height above normal levels. If I had lost control of the situation, and projected my mind through the ceiling and out of the house, I may have panicked beyond control and had difficulty returning to my normal consciousness, even rushed back to normality at a speed that may have resulted in panic. As it was, there were no problems while remaining in the familiar and safe environment of my home.

Moving On.

The year was now 1974. I had visited the Blue Mountains West of Sydney many times on Skywatch vigils with the UFO Group I was involved with. I enjoyed the serene environment that this area offered, and made plans to sell our home in Sydney and purchase another at Katoomba. Katoomba was a prosperous town at the top of the mountains only a 90 minute drive West. It stood out as a nice environment to bring up my two daughters. I found a nice home and the deal was soon complete. The day had arrived to move all our belongings to the mountains, and into our new home. My brother-in-law worked for a removal company and was employed to transport our worldly possessions. It was a Saturday afternoon when we headed off. I followed the truck in my vehicle just to keep an eye on things. When we turned onto the main freeway that led to the mountains, I noticed something very strange in the sky.

The whole sky as far as you could see, was full of perfectly formed Lenticular Clouds. There were hundreds of them. They were so perfectly formed it was scary. It looked as if the whole sky was full of large UFO's. I brought this spectacle to the attention of my wife, who commented that they sure looked unusual. My camera was packed in the truck ahead of us, so a great photo opportunity was lost. I jokingly commented that, "The UFO's are giving us a farewell".

Lenticular Clouds are normally formed over mountainous areas due to the thermal air currents formed around mountains. Why so many had formed on this day over the coastal city of Sydney remains unexplained. I have never heard of, nor seen anything similar to this in locations other than over mountains, even in the scale described here.

Once settled into our new environment, word soon got around that I was interested in UFO's. I heard of 'Channeling' for the first time. This is where a 'sensitive' person with physic abilities goes into a trance like state. While in a trance, contact is said to be made with wise persons of the past now long deceased, or in the extreme, Aliens themselves.

When visiting friends one evening, they had a visitor they said I would be interested in meeting. The visitor had knowledge on subjects that I had never been exposed to. Basically, she knows about certain "Secret Societies", and what their teachings entailed. I am uncertain at what depth her knowledge extended into these areas, but she was interesting to listen to. She demonstrated "Channeling".

She closed her eyes and began talking as if to an unseen person. Asking questions, and relaying subsequent answers. This was done using her voice that, changed tone and pitch representing the voice of the unseen entity that appears to "take over the Channelers body".

An American Red Indian Chief was said to be the contact and supplying the answers. I was very skeptical I must admit. When asked if I had a question to ask, I could not find it within myself to get directly involved. I was happy to be an observer, but getting involved was another thing. No doubt a harmless exercise, it seemed too far fetched for me. The rest of the evening was spent talking about UFO's. This was more in my area of interest.


UFO DOWN-UNDER

The hostess's husband, told me of the time he was traveling down the mountains toward Penrith to the East on the morning train. He was looking at the clear sky out of the train window, when he saw a disc shaped object pacing the train at a reasonably close distance. "It looked metallic", he said. The disc then turned to passed over the top of the train. He looked through the window on the other side, to observe the disc fly out of sight in a matter of seconds towards the South. My host and his wife described numerous UFO sightings they had heard about in these mountainous areas.

KATOOMBA UFO PHOTOGRAPHS



15th July 1972 UFO photograph. An orange illumination was seen moving toward the North. The original negative was enlarged, then exposed onto raw film so as to produce the second negative from which this image was printed. *[Photograph © 1972 Barry Taylor]*



Have you ever realised how the Pleiades and the "Pyramids" on Mars have a similar alignment pattern? Could there be a distant connection?



This unusual UFO, was seen at some distance North-East of Katoomba. The shape of the illumination was only realised once the photo was enlarged during processing. Only a dim white light was observed at the time of the sighting, and no detailed attention was shown toward this UFO, thinking at the time that it was insignificant.

[Photograph © 1972 Barry Taylor]

Prophetic Dream.

In 1976, I had a dream where I had walked into an unfamiliar book store because of the need to purchase a very interesting book on the UFO subject. It was imperative that I have this book. Two years later when living in a different location to where I had the dream, the dream actually came true. I relived the dream in real life two years into the future.

One day when visiting the City of Lismore, [a large rural town in Northern NSW] I happened to walk into a large newsagents just to have a look around at what they were selling. I walked up one side of the long extensive book racks situated down the centre of the shop. I did not look at any of the books here, not even hesitating. I walked to the end and turned the corner of the long display of books and magazines, until half-way down the second side. I stopped here, and looked at the title of one magazine only, as if under 'remote control'. The magazine title was, "Paranormal and Psychic Australia", May, 1978 Vol. 3, No. 5. I had never seen this publication before. The moment I picked the magazine up, I recalled the dream I had two years previously. My 'prophetic dream' was fulfilled. "What could be so interesting in this magazine?" I thought. So I flicked through the pages, and was astounded to see my Katoomba UFO photo. Friend and fellow Researcher Mr. Rex Gilroy had written an article entitled, "At last The TRUE story of the KATOOMBMA UFO Link".

Rex had included my sighting and photo in his article when describing other UFO sightings in the Katoomba area. Rex had the details as I had originally supplied him, word-for-word. For those interested in still photography, here are the camera and processing details I had used with these photos. I used Tri-X 400 ASA [ISO] black and white film. Exposure of 1/30th. Sec. at f3.5. The film forced processed in Microdol-X for 20 minutes. [Equivalent to 2300 ASA]

Narrow Neck Peninsula Katoomba UFO.

After hearing about past UFO activity in the various locations surrounding this mountainous region, I liked my chances of seeing them for myself. Citizen Band Radio had just become available on the Australian market. Even though it was not yet legal, I purchased a small AM CB Radio set and installed it into my car. I had a favourite Skywatch location just to the South-West corner of town. The area is known as "Narrow Neck". A narrow rough track took you along a ridge that eventually led into a 4-wheel drive only track leading up to a steep ridge at the top of the lookout. About one third of the way along this track was found to be the most suitable parking and viewing position for my purpose.

One night while Skywatching in this location, there was a thin cover of fog over the whole Katoomba township, where most of the street lights were seen shining through the low fog. I had a good view towards the West overlooking the Hartley Valley and mountains further west to the horizon. I was sitting in the driver's seat talking to other CB's in Sydney. It was cool outside, and my view to the West was extensive even when sitting inside the car. I noticed a bright silver/white light appear some distance to the West, just above the line of distant mountains. I thought it must have been a Star showing through a break in the distant clouds. There were no other Stars visible anywhere because of the widespread fog. I kept watching this light that now it appeared to be getting larger, yet still maintaining a low angle above the horizon. I now thought it must be a light aircraft approaching.

After another minute, it was getting close enough that I should be seeing the flashing navigation beacons if it were an aircraft.

I could see no other lights, only the brighter white one I first thought may be landing lights attached to a light aircraft. I signed off with those I was conversing with on my CB. I told them I was getting out of my car to watch an approaching UFO. They were interested in its description which I quickly explained to them.

I was becoming more intrigued with this slowly approaching light. It was maintaining a very low altitude, just above my horizontal line of sight. I got out of the car with my torch at the ready just in case I needed it for some reason. As it slowly approached to within 500 yards [or metres] of me, I could see a smaller bright light rotating around the main illumination. The smaller object was 'orbiting' clockwise over the top, then around underneath the bottom of the main object, separated by around 1.5 metres of gap between the two illuminations. The main object was flying at a speed slower than a light aircraft, directly toward the lights of Katoomba, just north of where I was positioned. The orbiting smaller illumination would do one complete orbit in a vertical plane in less than 2 seconds, 90 degrees to the line of flight of the main object. The object was getting close to the lights of the town limits, and only about 300 metres from my vantage point. The orbiting object was now clearly visible.

I flashed my torch at it. Three quick flashes repeated three times. I was anxious to see if I would get a reaction. Well, I did. Within the blink of an eye, the object turned, and sped off in the opposite direction towards the North. It was gone so quickly, I have no idea what happened to the smaller orbiting illumination. It was all over in a moment. I now wonder, what would have happened if I had not flashed my torch at it. Behind me to the South, was the Burrigorang Valley. An isolated wilderness area where numerous UFO's had been seen over many years. It is rumored, that an 'Alien Base' may even be hidden somewhere in this Valley.

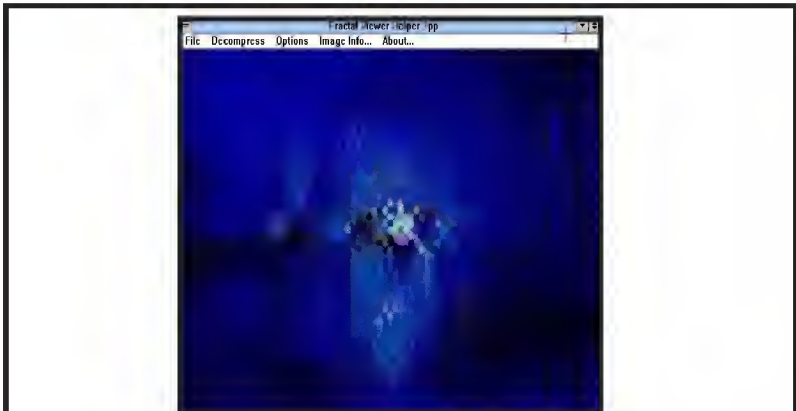
If I had not flashed my torch, the UFO may have turned South and slowly by-passed me at a very close range on its way to the Burrigorang. I will never know, it just remains a possibility. Maybe it turned out for the best after all.

[Refer to the books by authors Rex and Heather Gilroy, URU Publications PO Box 202 Katoomba N.S.W. 2780 for extensive details on a possible Base in this area. 'Blue Mountains Triangle,' Australian / American Underground Bases and the ET Connection] 2006

UFO DOWN-UNDER

There is a 15 year gap when I was not directly involved with the UFO subject. Between my time in Katoomba ending in 1978, and arriving in the Northern New South Wales City of Grafton in 1993, there were many changes in my life. I was working as a Professional Potter, establishing a total of three studio/workshops. Tutoring at Technical Collages and Art Societies, and operating my own business interests. These were major tasks, and consumed all my time and effort if success was to be assured. Not to mention the sheep and Angora goat farm I was trying to establish. My divorce in 1990 halted that venture. However, I still continued to Skywatch, but only spasmodically. The dark starry nights in Central Western N.S.W. were too spectacular to ignore.

In 1986, I saw the large fuzzy haze in the high Eastern night sky which was the 76 year return of Halley's Comet. It was around this period that my daughter and I saw something unexplainable fly past us while driving home. The object appeared to be only 1,000 ft. altitude right in front of us. The large fiery tailed object filled half the view through the windscreen. It seemed to be 'powering' toward the South, and not burning up like a meteor does. It was 'comet' in appearance, but much too low to have been one, and too large to have been a meteor. It remains a UFO.



UFO disc photographed over Grafton during a UFO "Flap" April 1998. UFO is seen against high overhead cloud at night. There is a second disc further behind. Just the bright light seen, and the disc was noticed only after the image was enhanced. See page 101.

CHAPTER THREE

The 1996 UFO “Wave”


World Wide UFO Wave of the 1990's hits locally.

In 1989, a world UFO “Wave” seemed to start in South Africa and quickly spread across Europe, the United States of America and Australia, until the whole world was experiencing regular UFO activity in their skies day and night. The Earth was being visited my literally many hundreds, if not thousands of Alien craft and UFO of a wide variety of shapes and sizes. This was to become one of the largest, most extensive UFO activity periods yet recorded. The advent of the home video camera resulted in many of these mysterious objects being captured on video around the world. For the very first time, witnesses were able to show what they had observed. Resulting video footage was studied, compared and stockpiled as evidence, that strange Unidentifiable Flying Objects were indeed visiting our skies, and witnesses were recording the events. This UFO disc activity continued throughout the 1990's, and abruptly ended early 2000. Following, are some of the events that I received from witnesses locally, plus some of my own personal ‘Close Encounters’ with Alien UFO craft and UFO objects.

Becoming Aware of UFO Activity.

The evening of 16th March 1996 upon retiring to bed, I could see the clear starry night sky through the large picture window of the bedroom. Impressed by the clarity of the night sky, I got up and pulled the window curtains fully open so as to expose the full width of the window. I climbed back into bed, and now had a large picturesque view of the starry sky. After about 10 minutes, I noticed a ‘Boomerang Formation’, of round yellow objects flying North at reasonably low altitude. Although only getting a 3 to 4 second observation before losing sight of them beyond the window frame. I immediately know they were UFO's.

UFO DOWN-UNDER



This graphic shows the arrangement of the objects within the formation. They were in a 'staggered' arrangement, relative to one another. The objects were as if they were 'locked' into the formation. They did not move within the ridged formation. The whole formation was surrounded by a 'fuzzy white haze'. Estimated altitude between 5,000 to 7,000 feet.




First photo of Boomerang Formation was seen in the classic book, "Flying Saucers Have Landed" by Desmond Leslie and George Adamski, taken by Carl Hart Junior of Lubbrick Texas 1957. The interesting similarity is the placing of the objects in the 'staggered' positions within the formation. This 'staggering' seems to be a unique feature when the UFO is flying in this type of the Boomerang Formation. This is exactly how I saw the objects arranged in the formation. *[This simulated graphic is used for research comparison purposes only]*

UFO DOWN-UNDER

Upon seeing the Boomerang Formation, I immediately jumped out of bed and pressed my face against the window in the hope of getting another look at them, but they were gone. I quickly get dressed and ran out onto the rear landing. "There could be more around", I thought. Nothing more was seen for 10 minutes, so I went back inside and explained to my partner what I had witnessed. I encouraged her to stand by the window while I explained my sighting to her.

Moments later, I pointed toward a moving illumination low over the Grafton City Central Business District. [CBD] "Look, there is another UFO", I said with great excitement. We both watched in amazement. We observed a quite large dimly illuminated object slowly fly over the City towards the West. It was moving surprisingly slow, taking 8 seconds to fly out of sight behind nearby trees. "The UFO's are buzzing Grafton!" I said with now even greater excitement. I grabbed my 35 mm still camera as I hurried back out onto the rear landing. We were on the top floor of a two story house, so I had an elevated view above most of the houses in the street. With my camera at the ready, my eyes were scanning the sky for any noticeable movement.



The object was shaped something like this. Only the outline of the form containing points of slightly brighter small illuminations was observed. The object was moving toward the right [West]

Only a couple of minutes later, while looking through the gap in trees just beyond the property next door, a group of moving lights caught my attention. I could not believe my eyes. Going past the gap in the trees just above roof top, was a huge formation of small 'white lights'. It may have been the same object we had seen earlier flying over the CBD, I am not sure. I watched as the 'lights' filled the large gap between the trees. I could see them through the gaps in the foliage of the tree as it moved south. When it was behind the tree, it was still filling the gap between the two trees. It just seemed to keep coming. It was massive in size, much longer than the houses it was passing over. I took a photograph, but nothing appeared on the frame when processed. I have now disposed of that roll of film unfortunately. Development in computer programs may have been able to retrieve some indication of what I had photographed.

I continued to watch for more activity for another hour or so, but nothing was seen so I retired to bed. I had an early start at work the next day and needed to get some sleep. Next evening I prepared a report for our local newspaper, "The Daily Examiner". I presented them with the article and they published it on 21st. March. They included my phone number. [They unfortunately misprinted some of the altitudes of the UFO's] It reminded me of being back in the 'good old days' of full on UFO research back in the 1970's.

UFO sighting over Grafton

GRAFTON resident Barry Taylor claims to have seen a V-shaped cluster of about 12 "yellowish circular objects" flying over Grafton on a clear night last Saturday.

Mr Taylor said the objects were surrounded by a white haze, forming an overall boomerang-shaped formation, and travelling directly overhead

When I arrived home from work, I had several callers who had responded to the Newspaper article. They too had UFO reports to share with me. In fact, the phone rang 'off the hook' for the next few weeks. It was obvious that the UFO activity was intense and wide spread up and down the Northern Rivers region of N.S.W, not only at this point in time, but also in past years.

One of the first persons to contact me was a young local Grafton lady who described the same type of object that I had seen fly low over Grafton CBD. Her sighting was 8.45 pm in late February 1996. From her lounge room window, her attention was drawn to an object having a shape outlined by many small white 'lights'. A faint white haze also surrounded this object. Estimated to be only 200 metres away and just above roof top heading south. She grabbed her 35 mm film camera and went out onto the rear steps where she could still see the object slowly moving away. She snapped two quick photos as it passed behind the trunk of a large palm tree in the foreground. On having the film processed, neither the object nor the palm trunk showed up in the photos.

Ulmarra Man rang to explain what he had seen.

About 20 years ago when working on a large property in the Bayugall area south of Grafton, he saw a large bright white light low in the air and lighting up the ground. When speaking about the sighting to work mates, they too said that they had seen similar lights over the years during the night and early mornings when droving cattle. More recently, he has seen a bright white light on a regular basis. One night he flashed a torch at it in the Morse Code "Acknowledge and Reply" Code `._._._.` about a dozen times continually. The object suddenly flew off at rapid speed.



Previous object seen and drawn by this witness had 'flat back' irregular protrusions at the front and long flattish bottom. A low 'droning' noise was also heard. This is the same object my friend and I witnessed flying over the CBD on the 16th. March only a couple of weeks after this sighting. It appears that this object had been cruising up and down the coast, including Grafton, for the previous few weeks. Because of the low altitude and size of the object, it is a wonder more people did not see it.

Casino Boomerang Formation.

Saturday night 16th March 1996 sometime between 9-9.30 pm, a man at Casino, [South of Lismore Northern NSW] noticed what he first thought was a flock of birds approaching his location, flying at an altitude of around 300 to 500 feet. As they flew directly overhead, they turned in an arc toward the North-East. The witness could now see that they were not birds, but a formation of 'dull yellow' circular illuminations flying in a "Boomerang Formation". He could not tell if it was one single large object with circular illuminations, or several single objects, because he could not make out a solid outline that would indicate a large craft. There was no noise as they silently glided overhead. As the formation turned, the objects remained fixed in their position as if 'locked' into the formation. The observation lasted 15-20 seconds, before being lost from view over a reservoir tank. Estimated length of the overall formation was 50-60 meters long, and 30-40 meters at the widest point. One object led the front of the formation, the others evenly spaced on either side, with a couple positioned in the centre of these.

Authors Comment:

In November 1999, a similar formation flew almost overhead above me during a Skywatch vigil only around 50-70 feet altitude. I was able to get a good look at the surface features of one of the 'Discs'

Circle of Flashing Lights.

The 28th March 1996 at Dorrroughby, a small town West of Bangalow on the Far North Coast of NSW, a witness reported a flashing circle of silver/white lights that were observed in the Northern sky. The group of 'lights' were not moving, and according to the witness, were not stars because of the unusual flashing sequence. The witness watched the display from 10.30 pm to 10.40 pm until they just went out.

Authors Comment:


There are similarities between this sighting and the one I had on 8th June 1998 at 9.05 pm only 35-40 metres away. [On video] The 'strobbing light' effect appeared to have been around the perimeter of a UFO craft.



Ederville Northern NSW 31st. March 1996, 7.15 pm. A pig farmer receiver a phone call from a concerned neighbour, informing them that it sounded as though their motor in the piggery had developed a serious bearing problem, because of the loud knocking noise they could hear coming from the pig shed. The farmer and his wife decided to investigate, so headed off toward the piggery shed in their farm vehicle. They suddenly noticed a large bright orange light slowly moving away from them, around 3Klm ahead. The light suddenly went out. On turning the corner, the light reappeared. Now they could see two large bright white lights ahead of the orange one. The object slowly flew over the piggery, turned around and came back on the same path. They heard no noise, and found no engine bearing problem. The object was the size of a motor vehicle, and appeared to be a solid triangular shaped object with lights in each corner.

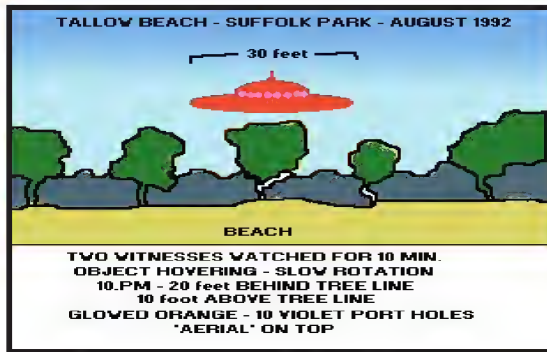
Western Australia UFO Encounter.

Although not in the location or State that I am writing about, the following report is of such significance it should be recorded here.



While driving on the main Highway half-way between Caiguna and Balladonia Western Australia Friday 28th July 1995 at around 8.05 pm, two travelers noticed bright lights in the distance moving South-West towards them. As the lights were so low to the ground, they thought a truck was approaching with spotlights on the cabin roof. The object stopped as they approached within 500 metres of it. The triangle formation of lights were a 'bluish white' colour. The large object had stopped only 30 metres from the edge of the Highway. Estimated to be 20-25 metres long, the submarine shaped object had a conning tower around 10 metres high. The body of the object being about 2 metres tall. The whole object was a mustard/orange colour and hovered 1.5 metres off the ground stirring up the dust beneath it and no sound was heard. The passenger had a good look at the object as they drove past. A request to stop was refused by the driver as they quickly continued their journey.

**August 1992, Tallow's Beach Suffolk Park
South of Byron Bay NSW**



A young couple was walking along the beach front at 10 pm. They looked in surprise as they saw a domed UFO disc hovering about 10 feet [3 metres] above the tree tops just off the sand edge, about 20 feet [6 metres] back into the tree line. The disc was around 30 feet [9 metres] diameter with a dome. There was a small central 'antenna' on top of the dome, which had about ten portholes around its circumference. The whole object had a dim orange glow with a purple/violet colour emitting from the portholes. The object rotated slightly during the 10 minute observation, yet remained in the same position. After the 10 minute observation, they walked back to the caravan park they were staying at, even though the UFO was still there. After one hour, the male walked back to the location but the object had gone.

**Late August 1995, Georgica, 7.30 pm.
11Klm South of Nimbin Northern NSW**

A farmer and his wife were returning to their homestead after feeding their animals. The man stopped, and turned around to wait for his wife who was lagging behind because of looking into the low overcast cloudy sky. The sky was glowing an iridescent phosphorous green colour. They both watched in amazement, as they observed a round object the shape of a plate [Disc.] tumbling end-over-end within the clouds, causing the clouds to 'boil' as if from turbulence

of the air disturbance caused by the disc. The clouds, “Swirled around with great force” the witness explained. “We thought it was going to crash into the hill opposite us”, he said, “Because it was slanting down in its trajectory”.

After about 3 seconds it disappeared, as did the strange green glow. The object was moving from South to North. The following day, the lady on the property next door explained how she too had witnessed the same event. She thought the object looked metallic.

Spring Hill, November 1993, 9 pm. Near Lismore Northern N.S.W.

I am usually cautious in recording reported orange lights due to the “Garbage Bag Hoax” devices, unless there is a feature or characteristic reported by the witness that simply rules out these hoax devices. This is one of those cases due to the duration of the sighting.

A young pregnant lady was watching television at home alone, when she noticed her usually placid dog anxiously pacing up and down the front verandah. She then noticed an orange light just above a nearby hill. Curious about the strange coloured light, she walked out onto the verandah and stood up on the hand rail so as to get a better view. Now, she could see a row of eight orange lights lined up side-by-side along the hilltop of the property next door. She became anxious, for the lights were all moving down toward her neighbour’s house. “The lights were perfectly round with no haze around them, and appeared to be hovering above the ground”, she explained. She could see an outline of the objects against the cloudy sky. It was very windy, but the wind did not seem to effect the objects movement. Only the sound of the wind could be heard. She watched the lights for 20 minutes until they suddenly disappeared. They just seemed to ‘switch off’. She was scared, yet excited at the same time. She then went to bed until her friends returned at 3 am.

She told them of her experience, and commented how she felt. She claimed she had not been asleep, yet had obviously slept for nearly 6 hours according to the clock.

Shortly afterwards, her unborn baby began to turn or “spin like a drill”, she explained. Her Doctor said this was normal. Her daughter was now two years old, and sometimes goes into a “trance like state”, she said. “I get the feeling she knows something, or is an old Soul”. This young mother wanders if anything else happened that night that she may have lost memory of.

Brunswick Heads

22nd March 1996. 12.40 pm D.S.T.

A dark ‘squarish’ object was observed traveling at high speed and high altitude by husband and wife as they were observing the sky for the Comet Hyakutake. The object was traveling from North to South in a straight line trajectory, and about 75 degrees above the horizon looking towards the East. Although only visible for around one minute, they could see that the square shaped object was flying with one pointed leading edge forward. The object had a fluorescent glow around it. There was no sound that would indicate a jet, unless it was a Stealth Bomber, and too high to hear. During the sighting, they did not draw each others attention to the object. It was only after it had gone did they comment to each other about it, and exchanged details of their observations. “The movement of the object was so swift and silent, that under normal circumstances, it would have gone unnoticed”, they said.

Coffs Harbour North Side Shopping Centre, 13th April 1996.



At 7.30 pm, a man observed what he first thought was a plane on fire about 1.5 Klm to the North. He saw 3 or 4 balls of flame fall straight down from underneath the object, as if there was no air surrounding the object. "If there was air, the balls of fire should have lagged behind the object a little", he explained.

The fire balls extinguished after falling 50-60 feet [15-19 metres]. He called two nearby persons over, and pointed the object out to them. The three of them watched as the object approached the shopping complex where they were standing.

The object was around 2,000 ft. altitude, and had now stopped dropping flames. The object was bright orange in colour, with red and white lights rotating around the top one third of its perimeter. The object was around 35 feet [11 metres] wide, and 12 feet [4 metres] high and flying at 90 to 110 knots. [Similar speed to a two seater Cessna] It then continued south to Beacon Hill 2 Klm away. No sound was heard at any stage of the sighting. "More people should have seen it, because it was 1.5 times the size of the full Moon, and the Coffs Harbour Aircraft Control Tower should have seen it too", he said.

The witness concluded, that the object may have 'fried' a flock of birds when passing over them. One of the other witnesses said that her brother and 60 other witnesses had seen a similar UFO in Gosford two weeks earlier. Their sighting was reported in the local Gosford newspaper. Another person and his wife witnessed a similar object near Lismore further to the North the previous night.

Angourie Point, 30th March 1996. 5.25 am.

[South of Yamba, a coastal town on the N.S.W. North coast.]

The witness was sitting on a picnic table near a car park next to the beach, when he heard what sounded like a vehicle approaching. He turned expecting to see a vehicle, but instead, he noticed something unusual in the North-West sky. He describes a, "Stream of light spiraling diagonally down towards the Earth". The spiraling light was visible for 5 seconds, then there was a blinding flash of white light which lit up the whole car park. The intense light slowly faded back to normal after 3 seconds. After the flash had faded, the spiraling trail was still visible in the sky for another 15 seconds until it too faded out.

He could see this ‘bright spot’ even with his eyes tightly closed. “It was as if I had stared into a bright light globe”, he stated. His eyes remained sore for some time after the event.

UFO’s Over Grafton.

Numerous UFO’s were reported flying over Gladstone North Queensland on the 22nd and 23rd May 1996 heading south. However, they were also seen by this author in Grafton on the 22nd. Eight UFO discs were seen flying at high altitude from North to South. The group of 8 UFO’s was first seen in a rough “figure 8” type formation flying side-on. They then changed positions within the formation to form a “Triangle Formation”. A couple of the trailing objects moved further up into the group to form this new configuration. They were visible for only a few seconds, for their speed was extremely fast. There was no noticeable haze around the objects, so may have been beyond the Earth’s atmosphere. Five minutes later, a ‘dim white fuzzy haze object’ was seen flying at high speed from the North-West to South-East over Grafton.

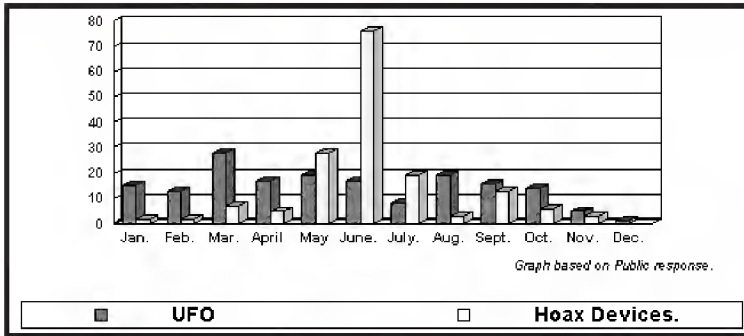
Authors Comment:

There appears to be a UFO “Corridor” along the East Coast of Australia. The UFO’s seen at Gladstone Qld, could also fly over Grafton N.S.W. if using this same “Corridor”, and visa-versa. [More on UFO Flight Paths later] The ‘Dim Fuzzy Haze Object’ is often seen while UFO activity is happening. Some UFO’s seem to take on this form of illumination when flying at very high speed. It may be a form of ‘Stealth,’ or ‘high energy’ generated by the object that surrounds the object under circumstances unknown at this time.



Photograph of a close brightly illuminated silver/white UFO as it flew over homes in Grafton. A Diffraction Grating was used over the lens in an attempt to capture the spectrum of the objects light. This image was then False Colour Enhanced to see the object itself. It appeared to be a small 60 cm Sphere, or may be part of a larger disc.

The UFO “Wave” of 1996. Australia Wide.

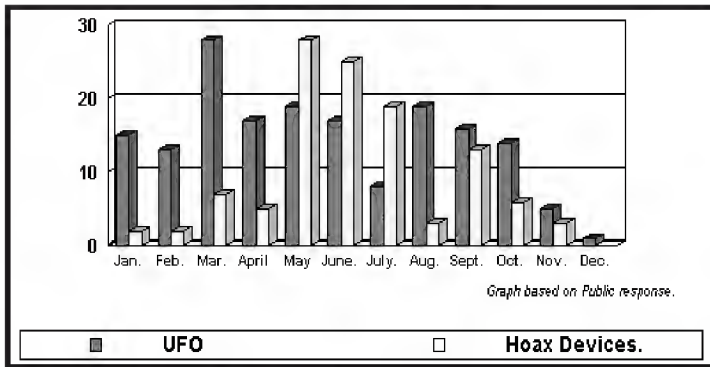


Notice in the graph above, that the UFO peak is in March, and is in general decline to December; March is a “Flap” period. Whereas, the Hoax Device peaks in May and especially June, and declining toward December. Most of the June peak Hoax Device reports are from the Southern Australian State of Victoria. Some of these reports are duplicates of the same event, where some witnesses have seen them from different vantage points, therefore reporting the same event.

I found it very unusual that the “Hoax Devices” first appear at the same time in almost every State of Australia, including Tasmania. Then decline, to eventually finish at the same time in all areas. Either we have an organised country wide network of kids communicating with one another, or an organised ‘official’ network. The chances of this being just coincidence when UFO’s are around, is next to impossible. No UFO’s, no Hoax Devices.

So that we can see the 1996 “Wave” graph in more accurate detail, I have reduced the amount of Hoax Device reports in June, by dividing by a factor of three. The original reports seem to indicate duplicates of three of the one event on average. If three people in different areas of the city reported the same event which is most probable, especially in a major city like Melbourne. Than the following graph would show a much more accurate individual incident event of the hoax “Garbage Bag” release. A clearer indication of the monthly activity of UFO’s is now also seen.

UFO DOWN-UNDER



Notice that in January, the number of UFO reports is quite high. This indicates that UFO activity was active in the last months of 1995, and has carried forward into 1996. A study of the 1995 reports would show the 1995 UFO “Wave”. I do not have these reports available in sufficient quantities to allow an accurate assessment for 1995. The left hand side of the graph indicates the number of sighting during that month.

It was only in 1996, that communication with various UFO Groups and Researchers around Australia was first widely established, and the exchange of reports volunteered by those participating in the UFO Researchers email Network that I established over an eighteen month period. This network was called, “Australian UFO Research Network” or A.U.F.O.R.N. This network was then ‘adopted’ when the name was registered by those running the Network to-day.

A ‘Research Project’ for a Researcher in Australia, would be to collect the UFO reports from the various groups and Researchers for period’s pre-1996 until now, so that accurate “Wave” graphs could be produced for these years. Report information would be recorded in each Group’s publications and file systems, so should be accessible with agreement from the appropriate people.

The importance of such “Wave” graphs is to observe the pattern of arrival of the UFO each year, as well as the peak months of activity, then decline in UFO activity over time. Such “Wave” graphs could assist in the future prediction of UFO return to specific locations. If this were possible, than organised personnel would have the unique opportunity to be prepared with cameras and observers. Who knows what information could be learned.

UFO DOWN-UNDER

The “Wave” months could be cross referenced with natural and human activities, in an attempt to see if there is any correlation between events. If patterns were obvious, than the reasons for such UFO activity in various locations, states and countries may well be answered to a certain degree. A piece of the puzzle could fit into place. This same principle could be established in every country. It requires dedicated Researchers and co-operation from those who gather and file UFO reports.

There must be literally millions of UFO reports tucked away in filing systems around the world. There is no fully comprehensive database accessible by interested UFO Researchers able to gain access to this information so that such “Wave” graphs can be produced, at least to my knowledge. So maybe the reader can see the value of associating UFO reports in this manner, and may do similar for their location, while being willing to share the results with others if asked.

Man Sees UFO Craft.

In August, I received a phone call from a gentleman who reported two solid object UFO’s he had seen in previous years. The subsequent letter he sent me, included drawings of these two substantial sightings.



Computer graphic of the drawing supplied by the witness.

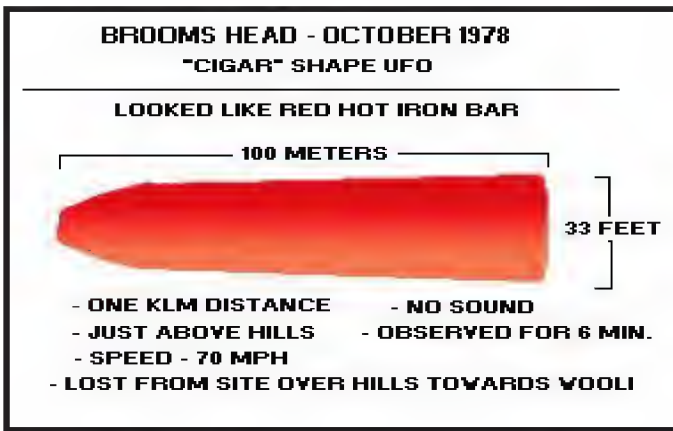
**Around 30th. September 1976 Brooms Head,
[A small coastal town Northern N.S.W.]**

The witness was taking something outside to place near his shed until morning. His attention was drawn to a colourful flying object that flew directly overhead, just 25 feet [8 metres] above him and moving quite fast. He heard a sound similar to wind whistling under the house eaves coming from the object, but 1000 times louder. As it flew off, he could see the lighting arrangements as shown in the previous graphic. He describes the top as 'see through' with a purple tube through the centre. The lower half was solid.

The witness was talking to his neighbour who lives 150 metres away two days after he had witnessed this object. The neighbour, after hearing of the sighting, stated that his large breed of dog was inside the house that particular night and was acting very strange. The dog had never reacted when aircraft could be heard flying overhead, and was usually very placid. But on that particular night, he was constantly walking around the room with the hair on his back standing upright. He was also growling and seemed uneasy.

Red Cigar Type UFO.

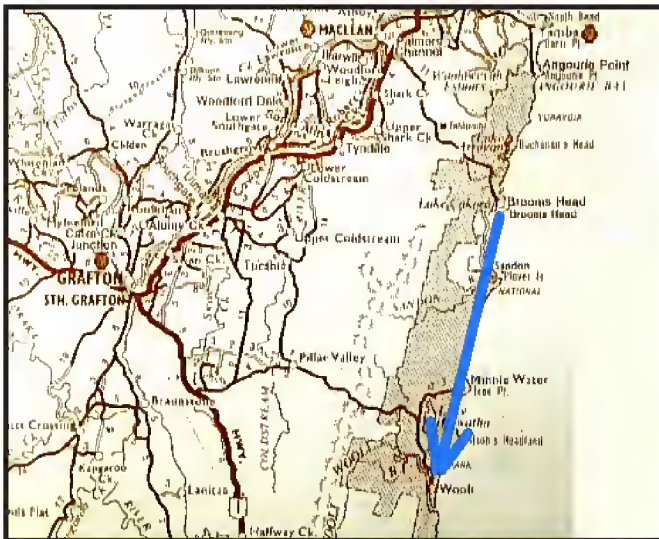
The second sighting report from this gentleman was also from his home at Brooms Head. It was early October 1978 at 9 pm, when he witnessed a large red cigar type UFO craft at an estimated distance from his vantage point, of less than 3 Klm away.



He describes the object, as cruising at a slow speed, around 70 M.P.H. [110Klm/h] and could hear no sound from the direction of the object. He observed the red horizontal cylinder for 6 to 7 seconds, until it faded into the horizon in the direction of Wooli to the South. He describes the colour as like, “a red hot bar of iron”. Estimated length of the Red Cylinder, was around 150-200 metres, 10 metres diameter at the front end, and slightly thicker at the rear end. The front was rounded, while the rear of the cylinder was flat.

**Triangle Formation of UFO's.
Sunday night 30th. June 1996, 9 pm. Urunga,
South of Coffs Harbour.**

One person in a group of three observed three dimly illuminated UFO's in a Triangle Formation. They appeared to be reflecting the strong Moon light. The UFO's looked disc shape, and were quickly flying at low altitude toward the South. A single object in the formation was leading, while the other two evenly spaced behind. This is the typical/classic Triangle Formation of UFO discs.



Map showing coastal areas East of Grafton N.S.W. The arrow goes from Brooms Head to Wooli showing the direction of the cylinder. The first object flew from West to East over Brooms Head.


Large “V” Shaped UFO.

3rd April 1996. 7 pm Grafton N.S.W.

While Skywatching from my house yard, and being aware that UFO activity was at a peak or “Flap” situation because of the large numbers of personal sightings, and the many reports coming in of high significance, I continued to witness UFO activity.

[A “Flap” is when an increased number of UFO is seen over one location during a short time period.]

A “Flap” of UFO activity is when they may fly over every 15-30 minutes in a single evening, and can continue for 3 days and nights. This is the most interesting period of UFO activity one can expect to see. You just never know what you will experience, or what type and number of UFO objects you may see. And just how low an altitude they will fly overhead, sometimes just above tree top.



Approaching from the south and flying silently at low altitude to the North, I observed as a huge “V” formation of lights passing overhead at an estimated altitude of 200 feet [62 metres] The shape of the object was made up of hundreds of small white ‘lights’ making the “V” shape. I could not see anything that would suggest that the object had an outline of a physical craft, or that the many small illuminations were attached to the underside of such a craft. It was just many small white lights that formed the shape.

It is the eeriest feeling, when such a large object flies so low overhead without any discernible sound. I turned and watched it disappeared behind nearby trees as it continued its low flight path to the North.

Two evenings later on the 5th, I saw a second “V” shaped ‘object’ approaching again from the South. This time, the object was a little higher, probably 500 feet [156 metres] and a little further west. Not directly overhead as was the first sighting of this type of object. The unusual feature this time was, that only half of the left ‘wing’ was illuminated, making the object appears lopsided. Speed was slow, just as the first, around 100 Klm/hr. [60 m.p.h.]

Same Large “V” Object Over Sydney.

On 19th April, I received a phone call from a lady in Sydney. She said, “I think I have just seen a UFO!” I asked her to describe what she had seen, and she began to describe the “V” shaped formation made up of hundreds of small white lights. She had seen exactly the same type of object I had witnessed on two previous occasions at Grafton, 655 Klm further North in the State of N.S.W. It appears that this object [or more than one], was ‘cruising’ up and down the East Coast of N.S.W. at very low altitude. I confirmed with her, that I had also seen the same object twice over my location, and asked her to watch for more UFO’s and advise me of any further sightings, especially of this large object.

Twenty minutes later, the same lady rang me back, this time with more anxiety in her voice. “There is something strange going on here”, she said. “All my washing has been moved on the cloths line”. She was mystified how this could happen. She explained how the pegs were rearranged, for she could see the marks where the pegs previously marked the cloths. Thinking that one of the children or her husband may have done this, she quizzed them about the incident. None of her family had moved the pegs or cloths on the line. Some of the cloths were also moved, because there were now gaps between the cloths where there had been no gap when she first hung the washing out. There were no cloths missing, just moved and re pegged. I could offer no suggestion as to how this could have happened, just saying it was strange and not to worry herself about the incident.

More Large UFO Fly-bys at Low Altitude.

A phone call from a young lady in the coastal City of Coffs Harbour explaining how a friend and she, observed UFO activity on 16th May 1996 starting at 8 pm, and continued for the next three hours. Her UFO sightings also continued the following week.

She rang me on the 17th, to explain how she had seen strange lights flying past her house at window level. Her house was situated right on the beach front in the Coffs Harbour suburb of Emerald Beach. She described, "Very large bright white lights". Behind the main white light, was a small orange illumination trailing it. This was followed by 'blue flashes' of an iridescent colour, "Like a type of lightning", she described in as much detail as she could.

Two of them had observed these UFO's several times on the 16th. "It moved too fast to photograph", she said. One traveled horizontal to the ground, where the others moved diagonally up into the sky. "The horizontally moving one, had a bright white light, a large orange light and another white light on the opposite side", she explained. "They definitely were not planes", she emphasised. "These objects were a massive size", she insisted.

The two young ladies watched the UFO activity going past their home from indoors through a large sliding glass door. It had been raining and was cold outside, so they did not venture out for a closer look. The sky was overcast and dark, giving a good dark background for their observation of these strange lights. Their three hour observation was interesting. At first the UFO's would fly-by every ten minutes. Then every 22 minutes. Then every 27 minutes. Then every 30 minutes like clockwork.

The UFO's moved in from the Pacific Ocean, headed inland a short distance a little North of their location at Emerald Beach, heading in a S-E to N-W direction. "They appeared a solid structure, and very white in colour" she described. At 8 pm, they started coming every 10 minutes. At 9.30 pm, the two witnesses saw, "A really good view of it". They had turned the television off, and sat back just to watch the UFO's fly past the house. One of the witnesses observed one UFO, she estimates was only 30-40 metres from her, and only 10 metres above roof top. At no time did they hear any sound coming from the objects. They would just silently glide past their view.

Checks with the Department of Meteorology confirmed the coastal area was covered with dense low cloud. There were no thunderstorms, in or approaching the area. So the 'flashes' they observed were not lightning. The witnesses remarked that, "Each time the UFO's went past, the lights were in a different arrangement and order, making it appear a different shape". The witnesses said, "We were not scared by the strange close lights, we just wanted to keep seeing them".

Silver Sphere UFO

Grafton 29th July 1996. 10.35 am.

I was having a short break at work, and visually scanning the clear blue sky for Venus which had been seen earlier in the morning by a group of other workers. My attention was suddenly drawn to a very bright small round object emerging at low altitude over the roof top of the building in front of me. The object was approaching just west of me by 40 metres, and only about 50-60 feet [20 metres] altitude. The object was very low. I called out to a nearby worker to come and have a look at this object. I wanted another witness if possible. We both stood and watched this very bright small sphere pass-by in front of us. As it moved further south, we had to change our viewing position so we could see it past the nearby building.

As it went beyond our position by around 50 metres, it increased speed, curved toward the S-E, and was soon lost from sight as it accelerated away. We exchanged observation details and agreed on height distance and speed. Speed; as it passed our view was only around 15-20 Klm/hr. Full observation time of around 12 seconds. We both had ample time to absorb the sighting details. The bright silvery sphere had a diameter of around 12 in. or 30 cm. It shone a bright silver/white colour and was surrounded by a whitish haze or corona effect.

What I am going to say here may sound a little strange to some readers, yet others may be able to explain it. Either way, I feel I must record it, for this is true.

The night before this sighting, I was laying in bed preparing for sleep, when I mentally simulated the following event in my mind using clear images of thought.

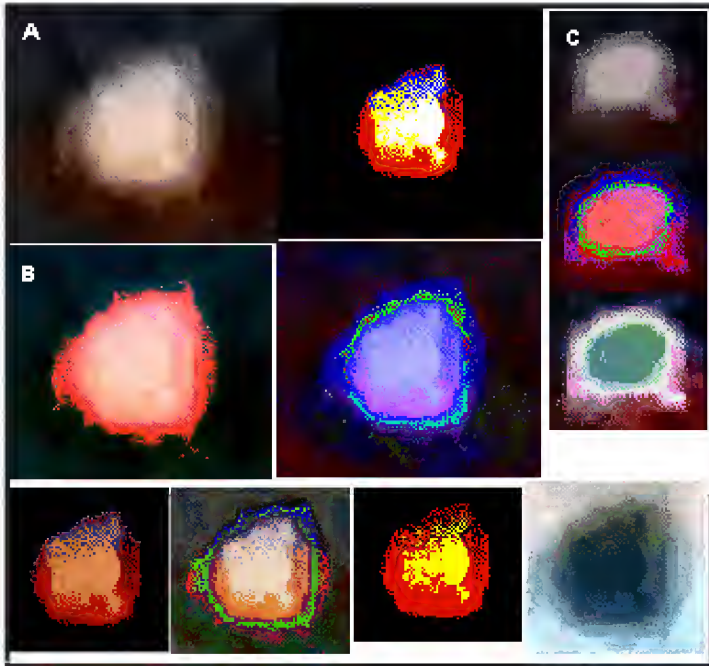
I placed myself in a flying sphere, where I could clearly see the outside environment. I imagined flying over my work place and looking down at two workers who were looking up observing me in the Sphere. The flight path of the Sphere I was in, was over a small creek that flowed just West of the site. I then placed my thoughts down, so that I was now one of the workers looking up at the sphere. I got a small sheet of aluminium plating, and catching the Sunlight, I was able to flash the Sun's reflection at the sphere. I then mentally repositioned my thoughts back into the overhead sphere. On seeing the flashes at me by the person on the ground, I realised I was noticed. So I increased speed, and headed to the South so I would be out of their sight.

Now hear is the strange part. The sphere witnessed by myself and the other worker, was actually flying over this small creek, and at similar altitude. It was almost as if the images I had mentally produced the night before, had materialised in our sighting. I just wish I could have found that aluminium sheet, so I could have flashed it at the sphere, and then the full sequence would have materialised. I found this whole thing very strange. I assure you, this is how it happened.

Two Orange Orb UFO's.

After arriving home from work, I had my sighting of the Silver Sphere on my mind, and suggested to my partner, "If the UFO's were around to-day, they may be around to-night". After my evening meal, I picked up my video camera and we both walked outside onto the rear landing at the top of the steps. We no sooner opened the door, when there directly in front of us, was this large orange Orb. I immediately began to video it. It was not at high altitude, but around 500 feet [160 metres]. I commented on how beautiful it was. I estimate the Orb to be about 6-7 feet [2 metres] diameter.

I have seen many of the "Hoax Garbage Bag" devices, yet they are nothing like these objects. My partner informed me that there was a second one coming, following the same path and altitude as the first. This second Orb was also videoed. They were silent, and I have not seen anything similar to these before or since this sighting.



This image was 'grabbed' off the video footage. Various image filters were applied to the digitally zoomed frame in an attempt to see the actual object itself.

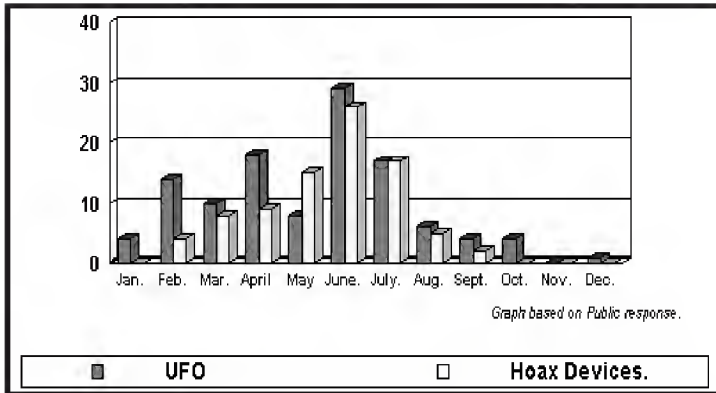
A. Is the original as shown on the video frame before enhancement filters were applied. However, it is digitally zoomed. The object on the original is smaller.

B. Has been 'Colour Saturated' so as to show the truer colour of the illumination as seen by the naked eye.

C. The lower 4 images have various filters applied to look 'inside' the illumination in an attempt to see the source of the illumination and shape of the actual object creating the illumination. There appears to be a round object with added brightness on the leading edge of this Orb. The surrounding orange illumination is around the whole central object, not contained within a confined space as with the Hoax Devices.

CHAPTER FOUR

1997 UFO “Wave”.



Notice how the hoax device increases at a similar rate as the genuine UFO reports. I will discuss this issue later.

The 1997 UFO “Wave” started in January, slowly increasing to a “Flap” situation by June. Sighting reports then steeply decreased by October, and had virtually finished in November. The Hoax Device followed a very similar pattern. Keep this observation in mind when it is discussed later in this book. Due to work commitments, I was unable to devote appropriate time to Skywatching during this year, although I did see some UFO activity.

From this point on, I will only include my personal sightings of genuine and hoax UFO’s when calculating the “Wave Table Graph”. Most of the events for the years 1998 and 1999 have been recorded on video. However, some of my best sightings were unfortunately not able to be videoed for one reason or another. I will explain why when covering these events.

The 1997 UFO “Wave” graph above, was compiled from sighting reports posted through the original A.U.F.O.R.N. mailing list. Thanks must go to South Australian based UFO Researcher, Mr. Keith Basterfield for his professional approach in gathering and posting these reports to other Researchers around Australia through our original Australian UFO Research Network.

HELICOPTER RESCUE SERVICE HAS TWO UFO ENCOUNTERS.



This story made Front Page headlines when their aircraft was mysteriously illuminated by a bright mystery flash during a flight mission. *[Photo and story used with permission of the 'Northern Star' newspaper]*

Pilots Wayne Fisher and Rob Hill, support crew and medical teams, form part of the highly trained and respected Westpac Life Saver Rescue Helicopter Service. It is reported that late Wednesday night October 1st 1997, Mr. Fisher was flying at 7,000 feet in a clear night sky, when his aircraft was suddenly fully lit up inside. The sudden burst of 'white light' was first thought to be lightning, but the sky was clear and the light came from above and to the rear of the aircraft. Fearing a collision with another aircraft, the pilot immediately radioed Brisbane Air Services. It was confirmed by the Air Traffic Control that, "There is nothing within miles of you!"

The previous Monday, 29th September at around midnight, another Westpac flight crew returning from Brisbane watched the


flight of an Unidentified Flying Object at a position South of Jacobs Well, on the Gold Coast [South-East Queensland and Northern N.S.W. boarder] The UFO had three bright lights evenly spaced along its side. The pilot said that, "It seemed to be flat in appearance, it than tilted like an aircraft banking, than after about one minute disappeared from sight". A radio call to Brisbane Air Traffic Control again confirmed that no other aircraft were in the area.

Other UFO Sightings at the Time.

Also on the Wednesday evening of October 1st 1997 at about 10.45 pm, Mr. P. and his 15 year old daughter were driving in the Ballina area when they saw, "a very large round metallic bright blue object shoot quickly across the night sky in four or five seconds".

A letter from a gentleman after reading a newspaper article I had submitted regarding local UFO activity relayed the following personal sighting. [Name withheld] In the mid 1970's an Australian Naval Officer on watch on a war ship at sea, observed three large 'Cigar' shaped UFO's emerge from out of the sea and fly away. Upon reporting what he had seen, was told not to report them, because they were probably secret aircraft of the Americans, so ignore them.

An email response from a Lismore District man after reading local UFO sighting reports on my web site. He was camping out on his Uncles farm between Lismore and Kyogle one night in 1991. While lying on a blanket on the ground beside the camp fire and looking up at the clear starry sky, a strange object flew overhead. Described as, passing so low overhead that it, "Rustled the tree tops". The large car sized object had structure on its underside that was clearly seen. The rectangular shaped object was dimly illuminated just enough to see 'molded markings' underneath the object. It quickly flew out of sight then lost from view behind trees. No other noise was heard, other than the rustling of the trees.



A computer graphic, based on the original sketch drawn by the witness of the underside of the rectangular UFO, which passed overhead and rustled the tree tops.

The Meershaum Vale Monster.

The same witness that reported the sighting above, spent many years in the Wardel area South-East of Lismore. He reports that the locals were not only aware of numerous UFO sightings in the area, but of the “Meershaum Vale Monster” that had been seen in the area over the years.

Time frame around 1983, when the witness was having many unexplained experiences in this locality. It was common place to see green or blue coloured lights coming in from the direction of the Pacific Ocean, and flying at high speed inland toward the mountains behind Meershaum Vale. The UFO’s were so common in this area that locals would sit outside at certain times of the late afternoon and be assured of seeing one. Sometimes formations of UFO’s were seen coming out of the valley, sometimes observed hovering over power lines in the area. The witness then described his encounter with the “Meershaum Vale Monster”.

One day while bush walking behind the farm, a strange ‘creature’ suddenly rushed at him from out of the scrub like a wild animal. Described as, “A large creature with dark to black dirty fur covering its body, and having very obvious red eyes”. The witness turned and ran without turning back to see if the creature was after

him or where it had gone to. This thing had truly frightened him.

On relating his frightening experience to locals, he was informed that he was not the first to have been confronted by this creature. In the past, locals had grouped together in an attempt to track the creature down and shoot it, but this attempt had failed. So as far as is known, the “Meershaum Vale Monster” still roams the remote mountains and valleys in this area.

Strange Occurrences in 1997.

As you read the content of the following chapter, remind yourself that these sometimes very strange incidents occurred during high UFO activity. Sometimes the air seemed to be highly electrified, and you have a strange feeling that something unusual was going to happen because of this sometimes intense UFO activity.

There were other people locally that had seen UFO's, yet many were obviously unaware of the activity, other than what they had read in local newspaper reports that I had submitted to make the public aware of the local UFO activity. As I stated earlier, I had excessive work commitments during 1997, and was not in a position to observe the skies as much as I wanted to. However, a series of unexplainable events were experienced during this time of moderate to high UFO activity in my location. I will relate these incidents to you, not necessarily in the order they occurred.

Rods of Light.

Earlier in the year when observing the night sky, I had noticed fast moving dim white illuminations passing overhead, usually at very low altitude. These ‘things’ were shaped like an almost straight Boomerang, or straight shaft of dull white light with a slight bend, and flying sideways. [Long edge forward] They did not look like a craft, but a horizontal ‘shaft of light’. They would quickly and silently pass overhead in any direction.

I first thought my eyes must be causing some form of optical illusion when fully adjusted to the darkness of night. However, I continued to see these ‘Rods of Light’ which I now call them, throughout 1997-‘99. When the UFO activity had finished in 1999, I was no longer seeing the ‘Rod of Light’.

They were only around when the UFO discs were around. So they may be associated with the disc activity in some way.

One evening, I saw a very large 'Rod of Light' move down from the sky at an acute angle towards houses half a block away. This 'thing' appeared to fly into the ground or the surrounding houses. Sometimes they would approach head on just above my head. Other times they would be around 50+ feet [15+ metres] altitude. They were of such a dull illumination, that I would not see them approaching until around 30-60 feet [10-20 metres] away. Same only when they had passed my position. I would soon lose sight of them in the darkness after continuing on for only a short distance.

Now being aware that something else strange was flying around up there, I was curious to keep testing my vision to test if I was in fact seeing these 'Rods of Light', or prove to myself that they were an illusion or optical effect only created in the eye itself.

One evening when one of these 'Rods of Light' approached me, I quickly I turned my head to now look in the direction it should depart if it was actually there and real. I actually watched it depart in the direction I anticipated, as it was quickly lost from view within the usual short range. This swayed my opinion further in the direction that, these 'Rods of Light' are a real event of some type. I continued testing my observations every night I had the chance to. I eventually became fully convinced that there was in fact, another flying UFO type object, which I now call the "Rods of Light Phenomenon".

One night, I saw a 'Horse Shoe' shaped one at low altitude. This was the first I had seen not shaped like the usual Boomerang. The size and length of the 'Rods of Light' varied depending on distance from me. I estimate around 6-9 feet [2-3 metres] long, and a very narrow 6-10 inches [150-250 mm] wide.

Their speed was constant relative to their altitude, as if they had a controlled set flying speed. I considered their speed was such, that it corresponded with the human ability to observe, and the human brain to confirm eye observations. It was as if you would 'think' you observed something because your attention was momentarily drawn to it, yet it happened so fast, that the brain had difficulty recognising it as a real event. But they were so numerous during UFO activity that their reality was unquestionable.

This gave me the ability to see them earlier, and follow their flight for longer. They did not shed enough bright light and were much too fast to capture on video. However, a continuous running video set-up on a tri-pod may have been successful, but you would need a good quality generation 3 or 4 infrared night vision lens.

It is strange how the human brain logic takes over. This is why I persisted in testing my observations to such a degree, so that I was able to satisfactorily prove to myself, that the 'Rods of Light' were in fact real. When the UFO disc activity had finished, so too had the 'Rods of Light' activity.

Black Rods.

During 1998-'99, especially prevalent in 1998 and continuing to this day, were similar objects to the 'Rods of Light', however these are black or dark objects. I call these dark objects "Gargoyles". I have chosen this name because they also fly at very low altitudes just above head height and below tree top level. The 'Rods of Light' appearance was semi-transparent, un-intrusive and non-threatening. But the 'Black Rods', even though they are the same variation in size as the 'Rods of Light', are totally different. They are solid and feel very intrusive. These are 'sneaky' in their appearance and short presence when near me. I sometimes feel uncomfortable about these. Sometimes I could see small to faint illuminations on them.

One evening while Skywatching, one of the black "Gargoyles" rapidly approached me at roof top height. I could see 12 small dim white lights evenly spaced out along the front leading edge of the object. I knew this thing was real! It approached so fast and close, that I got a huge adrenaline rush as it swooped overhead. "That was too close for comfort!" "Surely my imagination did not create this, let alone produce such an adrenaline rush?" These were just some of the thoughts streaming through my now highly alert mind. I could see these 'Black Rods' against the darkened night sky. Often first seeing them in my peripheral vision. Recent sighting of a close "Gargoyle" that vanished before my eyes, led me to consider that they may have the ability to suddenly switch inter-dimensionally [invisibility] so as to camouflage into their environment just as the Squid does, by changing its colours and body patterns to blend into the sea floor.

One evening there seemed to be 'Black Rods' everywhere. I was looking over the roof of the neighbour's house when I saw a large 'Black Rod' emerge from behind the roof line. This object was around 12 feet [4 metres] long, and the whole object slightly illuminated a dull yellow/orange or ochre colour. I watched it fly between two trees on the neighbour's boundary fence. I could now clearly see the patches of ochre yellow colour on the object. It quickly flew from sight as it blended into the night sky. When the UFO activity stopped, the sighting of these mysterious objects was greatly reduced.

However, since this period of time, the UFO have returned in much limited numbers over much shorter periods, even today at the time of writing, [2007] and the 'Black Rods' still appear when UFO's return, however, the white 'Rods of Light' have not. These only seem to be associated with the disc UFO. You will learn more on the different types of UFO later in this book.

Strange Noise.

One evening while working on UFO images on my computer, a strange noise was heard coming from an object that was obviously flying just above the roof of the house next door. My television was on, and a friend in the lounge room watching it. The volume was up more than usual.

As if from nowhere, I heard a noise unlike anything I could identify. I could hear it above the television, so it was rather loud. It was easy to imagine the path and height of the source of the noise, because it was so close and low. It would have been around 30 feet [10 metres] above the house next door, and moving around 60-70 Klm/hr. The best way to describe the noise is that, it sounded like a small helicopter that only had one rotor blade. The 'shoo - shoo - shoo' type noise was produced twice per second as if a rotating blade was in motion. It was definitely not a conventional helicopter or ultra-light. I have heard many different chopper sounds and flown in them. It was a noise I have never heard before. The normal chopper sound of the engine and blade rotation producing the powerful down draft has a unique sound. This noise was nothing like a chopper.

When it had passed by and the sound no longer heard, I asked my friend if she had heard the noise over the TV volume. She said she had and agreed it was unusual.

Town Blackout After Mystery Green Flashes.

I was looking out through the large picture window in the main bedroom, overlooking the town business district. I noticed a bright green flash of light over the roof top of the house next door. It seemed to have originated from the intersection only five houses up the road. After a while I sat down to watch TV.

My friend was putting cloths away in the bedroom while I was watching TV. Suddenly, the electricity went off momentarily, than came back on again. We had a momentary blackout. The digital clock and VCR did not need resetting, so the power had not been off long enough to affect them.

As the power went out, through the lounge room window, I noticed a very bright 'flash of light' reflecting off the white wall of the house next door. There was no noise associated with the flash as in a lightning strike. I later checked the sky and there were no clouds in the sky or thunderstorms on the horizon. It was a clear still night.

I yelled out to my friend, "Did you see that?" My friend began to describe what she had seen just feet away from her outside the bedroom window. She saw a 40 cm wide bright yellow/blue/green 'shaft of light' shoot down at an angle of 45 degrees from out the Western sky. It passed the window and headed toward the front of the house. She described the 'shaft of light' as, "Very high in energy and containing multi-colours". "The centre was the brightest, a yellow green in colour". There were no marks on the ground outside. The gap between the houses was rather small, say 12 feet, [4 metres] so the shaft of energy was half-way between the houses.

A few minutes later, I saw a second bright green flash on the top of a power pole directly in my line of sight through the window on the same road as the first flash. This time, the whole town experienced a major blackout. After one and a half hours, the electricity was restored. Grafton had a major electricity failure.

The next morning I phoned the electricity supply company asking what had caused the lengthy blackout. I was told that a Flying

Fox [bat] became tangled up in the power lines. I had personally witnessed the flash that had caused the blackout, and it was not in the location where the official explained the source of the blackout to have been. Also, if the flash that I saw was caused by a bat fusing out between the wires on the top of the power pole, than God bless him. He sure went out in a blaze of glory. I have no way of knowing for certain what actually caused the blackout, but the bat seems the easiest to relate to the public. I am aware that sometimes bats [Flying Fox] do tangle in power lines, but they usually just get electrocuted and just hang there. But the official explanation does not seem to explain the two large double green flashes that I witnessed that night.

When asked about the cause of the 'Shaft of Energy' my friend had seen, the electricity official could not offer an explanation for that incident. There were no power lines any where near where this 'shaft of energy' came from. It originated from the sky. It certainly was a highly energised night.

Hair Stands On End.

Because I was working long shifts, I tried to get some rest on Saturday afternoons to replenish my energy. One particular Saturday afternoon while lying on my bed, the hairs of my right arm stood upright as if attracted by static electricity. The hairs from my finger tips to my right shoulder were somehow attracted to something unseen. It was not "Goose Bumps" for I had none of the usual bumps at the hair base. My skin was not affected in any unusual way, just my arm hairs standing upright. It was the same effect when you briskly rub a plastic rule and place it just above your arm so as to attract the hairs on your arm. I brushed the hairs down flat with my left hand, but they immediately stood up again. I could feel the hairs being attracted upwards. No other hair on my body was affected. This continued for a good 4 minutes before returning to normal. My friend was a witness to this strange event.

Clock Loses One Hour.

I had renewed the battery in my wall clock about one month earlier. I used a good quality new battery, for this is the clock I use to time my leave for work.

It was important that I not be late for work, and the time was checked daily with radio time. I checked the time this particular Saturday and worked out when I would return, for I had things to do at home. My friend and I went shopping for around one and a half hours. When returning, we noticed that the wall clock had lost exactly one hour. We checked the bedside digital clock and its time was correct. We then double checked the time on the radio. Yes, the wall clock had lost one hour to the minute. I then reset the clock to the correct time, and it has not lost time since.

Another Major Blackout.

Within a month or so after the first major blackout described earlier, a second major blackout hit Grafton. The whole Northern, Eastern and Western sectors of Grafton City were blacked out for well over one hour. The cause was a major transformer in the city centre had burned out near the Telstra tower [major communications supplier] and had to be replaced.

Mystery Shower Cap.

The young lady from the unit next door came knocking on my door one day, and asked if I was missing a shower cap. I explained that I do not use shower caps and asked why? She had just returned home to find a plastic shower cap in the centre of her lounge room floor. She explained that she did not own a shower cap either, and it was definitely not there when she left her unit and locked the door. It just seemed to materialise out of thin air we concluded.

Disappearing Cats.

Have you ever thought you have seen a cat or animal quickly move across your line of sight, just to find that it could not have physically been there?

The first incident occurred when I was talking to two work mates about UFO's. I had my back to a wall which was around 30 feet [10 metres] behind me, and the other two were facing this wall while standing in front of me. There was a 2 feet [600 mm] square metal basket against the wall. Suddenly, one of the fellows leans to look around me and says, "A black cat just ran behind that basket!"

We walked toward the basket having a clear view in case the cat ran off from its hiding place behind the basket. We looked behind and under the basket, but there was no sign of a cat at all. We moved the basket away from the wall. No cat! The fellow who swears he saw the cat could not believe it. "Where did that cat go to?" he questioned. He was dumbfounded that it could not have been real. Obviously it was not real or physical.

The second incident happened while I was working alone late at night in my job operating numerous large machines. I was sitting down because things were running smoothly and I could take a moments rest. Looking at the far end of the room, around 45 feet [14 metres] away, I watched a black cat run across the floor in front of the wall. Before it reached the rear door, it just vanished into thin air. It was no longer there. I walked up to the area where I had seen it, but could see nothing resembling a cat. Where did it go? Or was I like my friend, imagining seeing a black cat. Does the sighting of mysterious black cats represent something mystical? I know it is supposed to mean bad luck, but what about the ones that disappear?

Disappearing Dog.

Nearing the end of 2001, I drove into my driveway one night, my headlights lighting up the driveway quite brightly. As I approached the spot where I usually park the car, I saw a large black animal that I considered to be a dog because of its shape and proportions. My headlights beamed directly onto the dog. It was there all right. Just before stopping, I noticed it move to my left a little, and then it was gone. It too seemed to disappear into thin air. I quickly got out of the car and ran to the passenger side of the car thinking it was there somewhere. It was nowhere to be seen. It was not behind me, nor could it have run off because I would have seen it along the wall lit by my headlights. It was another one of these disappearing animals.

Mystery Control Centre.

I knew there was UFO activity happening outside during this period of time in 1997, but I had to work indoors. One night when quite late, I looked up to the ceiling of the building I was in

and saw something strange appear before my eyes. It looked like a long narrow glassed-in area like a control centre room. It was dimly illuminated from within, and I could see lots of dials and switch panels on the rear wall of the control centre. There were two dark figures seated in front of the panel wall, positioned just behind the glassed in front window of the control room. The back light was a violet/blue colour. This image was only visible for enough time to register the details I have described here, and then it was gone. It too seemed to materialise momentarily then disappear from view. It was around 9 feet [3 metres] long and 2 ft. [60 cm] high.

Conscious Paralysis.

I was suddenly awoken at 3 am. one morning in 1997 by what felt like a finger tapping once on my left temple. The tap was hard enough to wake me up immediately. When I opened my eyes wandering who had tapped my head, I found that I could not move. I was totally paralysed. All I could move was my eyes. I heard a voice in my head say, "He knows how to resist us". I am sure that is what I heard. It was either that or, "He has *learnt* how to resist us", one or the other. I like to think it was the former. Because if it was the latter, than that means I have experienced this before but unable to remember it.

I could feel an electrical current in both my legs just below my knees. I could also see lots of small points of light quickly moving around within an area about 18 inches [45 cm] above my lower legs. I remember thinking that it was these moving points of "Fire Fly" lights that were making my legs feel electrified.

I scanned my eyes around the room to see if I could see anything unusual. Everything seemed normal, at least within the room. I again tried to sit up. I just could not move. I was wide awake yet unable to move. I felt the electrical feeling slowly dissipating downward toward my toes. This feeling eventually went away. I tried to sit up gain, this time using all the strength I could muster. But I still could not move. I was starting to get worried now. Something was surely wrong with me.

I tried one more time to sit up. This time I was going to break bones, anything to sit up. I made a super effort and strained to

eventually sit up. I was now able to move my arms and legs and turn my head around. It took all the energy I had to achieve this. I got out of bed and looked around the unit where everything seemed normal. Was I on the verge of "Alien Abduction?" "Or, had I just returned?" Next time this happens, I will go with it just to see what happens. - Maybe!

Dreams of Underground Dwellings.

Some readers may put different values on dreams, and some may not dream at all, or at least unable to remember them. Over the years I have had "Prophetic Dreams" that have come true. I have dreamed of places where I have never visited, yet in the future have seen these places on Television. I have dreamt of traveling through Space between the Planets, and visiting strange worlds. I know I have dreams that I am unable to remember full details of, but have been significant by their content.

Dreams of past and future times seem to occur in clusters, or over a short period of time. I do not know why this happens, but is almost as if they are 'triggered' by something. I have had numerous dreams of places underground where 'People' live. Some are abandoned mining areas that seem to have been abandoned because they broke through a wall into someone else's World underground. While others are especially dug out to form complex underground living quarters.

One that I dreamt of was a combined association between Humans and Aliens. The entrance had recently been enlarged so that vehicles could enter with ease. New roads were constructed to the well guarded entrance. However, I was allowed to enter as a special guest. I got the feeling that this entrance was ancient, and constructed many years ago but had recently been rediscovered. It was of such importance, that work had immediately begun to open the site up. I remember nothing of the inside of this particular one, but remember when leaving, feeling the kiss good-bye of the small lips of a female.

Another underground site had been carved out of bedrock, with seats and steps leading into the deeper underground. Various tunnels were leading off in different directions. This was a large complex. There were many stories going deep underground.

This one was frightening and dark and I still have the images in my mind. It seemed to be in an area of abandoned mining, and the entrance in a rural setting. Deep underground, one tunnel entrance to the left was barricaded off, while the other to the right was now being used. I could feel the cool damp atmosphere of this hostile environment.

CHAPTER FIVE

U.F.O. Activity 1998.

Early in 1998, my long working hours were reduced to normal hours; therefore I was able to devote more of my spare time to Skywatching and UFO research. It was from this time until the present, that I attempted [with varying results] to capture all local UFO activity I could on video. If I had witnessed a UFO 'Fly-by' but unable to video it, I would start the camera and verbally describe what I had observed. This gave me a time and date of the event recorded on the video tape, with a verbal description of what I had seen. A video diary record of events. This would allow me to remember the sighting in detail, so that it could be recorded in text later on. I had an 8 mm video camera that was not really suitable for videoing the dimly illuminated UFO's that I had witnessed on previous occasions at night, for it had a high light lux rating. So I was concentrating on capturing the UFO's on 35 mm still cameras using high speed colour negative film. *[Camera and film details will be discussed in the section reporting the 1998 April UFO "Flap"]*

UFO activity was virtually non-existent during January 1998, with only a few reports from local people. These sightings were not confirmed genuine UFO activity due to uncertainties of descriptions from witnesses. February was when mysterious events began.

UFO SIGHTING REPORT.

Tuesday 3rd February 1998. 10.30 pm to 1.30 am Wednesday 4th Southgate, 20 Klm North of Grafton N.S.W. 'Jane' went outside between 10-10.30 pm to have a cigarette on the front verandah of their home. They have a broad open view towards the N-W.

'Jane' noticed a very bright white light just above the horizon at an estimated 2 Klm distance. She called out to her husband to come and have a look at it. They both watched it together for about one hour, and 'Steve' stayed to watch it until about 1.30 am. During their close observation, the light did some unusual maneuvers, and some unexplainable things were observed. 'Jane' called her 12 year old daughter outside to verify what they were watching.

The light was maneuvering above the ground at a height between approximately 5 to 50 metres. Eliminating a ground based human activity such as spotlight shooting or motor vehicle. The light maneuvered up and down, side-to-side, and approached and receded toward the observer's position. The light was so bright in intensity that it reflected off the verandah post, nearby trees and trees on a small hill about half a kilometre from the observers.

There was a 'wedge shaped beam of light' emanating from the object, that would sweep horizontally to the North and South, sometimes quickly and sometimes slowly. Three motor vehicles were observed traveling north along the main road ½ Klm from the observers during the sighting period. The wedge shaped beam was seen to follow these vehicles as if watching them. The beam was similar to a laser because of its sharply defined edges, not defused like a normal incandescent light beam or spotlight. The wedge shape of the beam would narrow to a more parallel beam as if a vertical shutter aperture was closing down. The beam would sometimes dull in brightness and appear to go out, then suddenly reappear to continue scanning the North and South horizon. Once, while the beam was pointed to the South, the bright object jumped backwards quickly, stopped momentarily, and then jumped backwards again while the beam remained steady.

The bright object quickly approached the observers at one point while scanning the beam very close to them. The ground area in front of them was brightly illuminated. At this moment, the observers feared for their safety, but the light quickly receded to its original position to continue its antics.

The area was normally quiet at this time of the night, but not this night. The cattle in surrounding farms were noticeably agitated by incessant mooing, sometimes sounding if in a state of distress.

The vehicles could be clearly heard as they passed by on the main road. But another noise could be heard from time-to-time coming from the direction of the object. It was described as a mechanical noise similar to a harvester working. But the movements of the light source and observations eliminated a working harvester. The noise could be heard for a 15 second interval, than would be off for 20 minutes. This sequence was repeated several times. The witnesses had their dog with them during the whole observation, but he did not react to the light at any stage.

All witnesses observed an estimated 50 smaller objects entering the main object from the left and right. These smaller objects were dimly illuminated, and described as 'shipping containers' in shape. Sometimes two would enter the light from the left, than one from the right. There appeared to be no regular pattern to this event, eliminating a rotating light source attached to a larger than observed object. The bright light source appeared to have extended light shafts similar to those seen extending from bright Stars in the night sky. The smaller lights would enter these extended beams from either side.

During the observation, both adult witnesses noted two circular dimly illuminated lights high above the lower bright object. These higher lights were barely visible, but their position in relation the lower light formed a triangle. The higher lights were about 500 metres above the main light.

'Jane', while watching the UFO, stumped out two cigarette butts beside the drain near the steps. She usually threw them down the drain which would than be flushed away when she did the washing. Next morning she remembered the two butts that were not thrown down the drain, and went to clean them up. When she went there, the butts were gone, and were not in the drain either. This she could not explain. They seemed to have just disappeared.

I personally interviewed the witnesses the next morning, and plotted the location of the object on a Topographical map. The object was positioned over a Tea Tree Farm. Checks with management revealed that no persons were working on the farm for weeks either side of the sighting date. Nor do they harvest during the night, especially that late at night.

FURTHER INFORMATION GAINED FROM THE INTERVIEW.

'Jane' and 'Steve' have a history of seeing UFO's. In the early 1980's, 'Steve' was living in Southern Sydney. One night he observed five red lights high in the sky moving independently of one another. The lights were moving erratically while approaching his location. The lights grouped above him at a height of about 300 metres. They stopped and remained stationery for about two minutes. They suddenly shot off at great speed and disappeared from view over the horizon in seconds. He said the red lights had hovered directly over Lucas Heights Atomic Reactor.

'Jane' and 'Steve' were visiting the Hawkesbury River area in about 1990, when they observed a bright white UFO slowly fly over the area. Soon after the sighting, they noticed an army helicopter circling the area.

In late 1996, at 8.30 am one morning, 'Jane' observed a triangle shaped UFO fly overhead when living at Brushgrove N.S.W. [Brushgrove is very close to where they had the Feb. 1998 sighting.] 'Jane' first observed a white triangular form approaching her location. As it flew overhead it remained triangular in shape. The object was almost transparent yet still visible and moving from the West to East toward the ocean. She described it as 'Stealth' in nature and shape. "A similar shape to the US Stealth fighter," she explained. There was no noise. Furthering our conversation on the UFO subject generally, I noticed a 'scoop mark' on 'Jane's' left shin. She said she has had that mark for as long as she can remember, and does not know how she got it. She has never had chicken pox.

'Jane' appeared very physic from what she tells me, and I have asked her to keep a diary for future reference. She has dreams of flying, and speaks in foreign languages while asleep.


One day while checking her vegetable planted over the back fence, she was hit on the buttock quite hard with a tennis ball. She immediately turned around to see who had thrown it, but there was nobody there. She quizzed the children who were inside, but nobody had done it. They could not have, because they were nowhere near the doorway and all windows were closed. The ball belonged to the family, but had mysteriously been thrown at her by someone unseen.

CHAPTER SIX

Mystery Lawn Markings.

Fellow UFO Researcher Moyra McGhee, [I.N.U.F.O.R.] received a call from a farmer located in my area, that had an extensive mysterious track of dead grass appear on his house yard lawn, so she asked if I would investigate. Estimated date of incident, Wednesday 4th February 1998, Southgate 8 Klm North of Grafton N.S.W. The images of the 'Mystery Lawn Markings' have been digitally enhanced so that the track shows up more clearly in the photos. The grass within the mystery markings was brown due to die back, course unknown.


NOTE: This was an extensive investigation and has been edited down to the most basic details so that you get an idea just how mysterious this "Physical Ground Trace" case was.



First photo is looking toward the front fence where the 'Markings' began. Second photo is standing under the large pine tree. Note the extensive area of dead grass under the tree. This indicates the mystery object moving around this area for a short time as the object hesitated awhile, while surveying the path it would take in safety before moving on. The mystery object then took a 'beeline' toward a small tree on the other side of the yard.

UFO DOWN-UNDER

The night of the 4th of February seems to have been a busy time for UFO's in the Southgate area North of Grafton, for I had already interviewed witnesses in this area about a possible UFO sighting a couple of days beforehand.



A close look at this section of the "Mystery Marking". The dead grass track was at its widest here. It was as if the object 'hugged' the ground while making its dash across the open yard at this point, as if to reduce possible detection from the house occupants. There was also a smaller narrow secondary dead grass mark beside and parallel to the main 'track' mark along this section.



Previous two images continued:

From the small tree, the object appeared to hesitate or move around on the one spot for a short while forming this triangle shaped mark. It then moved off toward the corner of the swimming pool fence. The object may have actually settled on the ground here, and this triangular dead area indicates the actual size and shape of the object.



This image was discovered during an “Alien Abduction” experience at Corpl Woods, Indiana U.S.A. 30th. June 1983. This “Mystery Lawn Marking” was found in the house yard of Debbie Jordan and almost identical to the “Mystery Markings” of this Southgate N.S.W. case 15 years later. [Images from Michael Hessemann video, “UFO Abductions: A Global Phenomenon”]



Previous two images:

The “Mystery Lawn Marking” approaches the opening between the swimming pool fence and shade house, then veers in behind the corner post of the fence. It was as if the object was checking the path of the walk-way and what was beyond, then ‘dived’ in behind the corner post. It appears to be thinking all the time it was making these precise maneuvers toward the direction of the rear of the farm house. Caution was a high priority to prevent detection. The “Mystery Marking” then moves from behind the swimming pool fence to behind the shade house. The track is erratic here, as if doubling back upon itself, and then stops behind the shade house. From this position, the object may have been looking through the shade cloth so as take a peek around the corner to see if the coast was clear for the next move toward the rear of the house. From behind the shade house, the “Mystery Markings” went through the walk-way between the swimming pool fence and shade house. The markings were patchy here, as if it had ‘bounced’ or changed altitude while enclosed in the narrow walk-way. Movement through this area may have been at speed much faster than when in the open yard. Maybe it did not feel comfortable or even vulnerable within this confined space.



As the markings emerged from the walk-way, to then arc around an overhead clothes line to the right. A deviation was taken around the clothes line to avoid hitting it. The “Mystery Marking” then approaches the rear wall of the house verandah to then turn the corner of the house.

Continued:

At this point, the “Mystery Markings” are almost hard up against the wall, meaning the size of the object is quite small. The remaining curves of the markings are smooth and deliberate. The arcing curves are precisely executed. This shows the controlled maneuverability of the object that made these marks. They also continue to display the need for obscurity and need for non-detection from the occupants of the house.

Soil and grass samples were taken from outside the effected areas, inside the track and inside the larger more deadened grassed areas. The usual problem arose confronting independent UFO Researchers. Where to get the analysis done? Without suitable laboratory facilities available and lack of funds to pay established labs, my second choice was to send them to a contact that had a lab where he works. Later enquiries when anxious for results revealed that he had disposed of the samples before testing was undertaken. Meaning the whole exercise was a lost opportunity due to lack of co-operation.



The “Mystery Markings” continue for the full length of the rear of the house. They do a figure “3” as if moving down the sloping yard just enough to look around the corner to check that the coast was clear, then proceed on. Nearing the rear steps that lead into the house, the “Mystery Mark” does another figure “3”, this time to have a look where the rear window is, and if safe to continue. The “Marking” terminates directly underneath the kitchen window.

It is unknown if the object was a genuine UFO or not, but the manner of it’s approach, and the course it followed, indicates a thinking mind being in control of whatever made these “Mystery Lawn markings”.

The 'track' followed by me later, showed the object was 'sneaky' in the manner it preceded. Avoiding detection was obviously a high priority.

At the time this event was in progress, the dog was heard barking [which is normal according to the owner]. The Mobile Phone was making strange 'digital noises' and there had been an electrical blackout. "But these things are normal for rural residents out here", stated the owner. "But they could be related to the object that made these "Mystery Lawn Markings", he admitted.

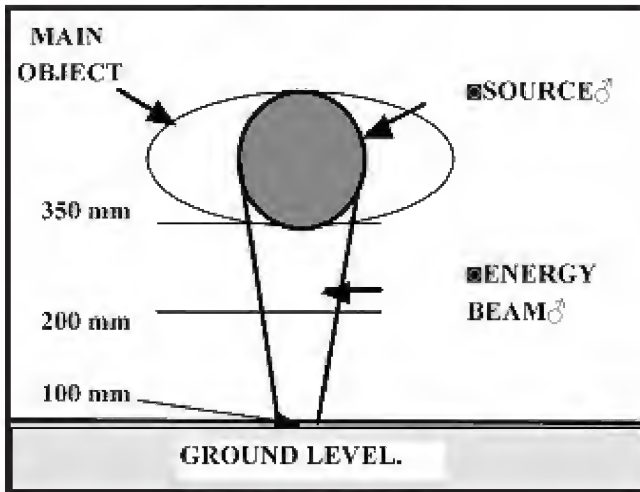
The overall nature and extent of the scene, in my personal view, totally rules out 'Fungal' or 'Army Worm' type causes. Human intervention in creating this scene deliberately or accidental is infeasible because of the facts presented visually at the site. Careful consideration of all evidence presently at hand, indicates that an "Unknown Aerial Phenomena" that was intelligently controlled, and showing obvious inquisitiveness towards the occupants within the house is obvious, because of the varying path of the 'track,' and path taken during its creation. What was the nature of the source?

1. It may have been an "Earth Light" energy sphere or "Min-Min Light" type of object.
2. It may have been a 'typical' UFO type craft, remotely controlled.
3. Or it may have been a UFO object controlled by a physical or living Alien life form.

I tend to consider that the object was small in size, no larger than 1 metre and probably only 60 cm [2 feet] in diameter.

Facts:

1. The source object was intelligently controlled.
2. The nature of the 'trail' showed great caution in avoiding detection or observation by the occupants of the house.
3. The nature of the trail because of its varying width, different densities of grass kill and stop and start sections, proves to me that the source varied its height above the ground, and speed of travel during its observations.
4. The source emitted a 'radiation' or 'energy beam' towards the ground, which was in a 'Cone Shape'. This cone shaped field was surrounded by a less active secondary cone shaped field of energy.



Suggested Scenario:

An isolated farm house in open country, UFO activity already observed and reported in this location on the same night 15 Klm to the North. The object approached the house at medium altitude, descended and approached over the parking area. [No evidence of marks seen beyond the car park.] Flying over the front fence at low altitude to start making the 'track' only 100 mm in width. Now moving over the front yard lawn close to the house fence, traveled a short distance in an almost straight line in the centre of the yard, then curves around the area where the cattle dog was tied up at his kennel. The track remained an even distance from the kennel, as if the dog was at full stretch of his chain and had moved in a full arc.

The mystery object traveled a short distance further, and must have realised that it should conceal itself better. At this point it may have decided that a close look at the residents would take place, because a light inside the house could have been seen from this position, or may have just been turned on causing the diversion.

A diversion was made in the path that would take the object towards the bushes and trees to the right, and away from the open approach it had started on. A line of flight along the outline of trees was taken. Altitude decreasing as approaching the hibiscus tree, for the width of the mystery track widens at this point.

A diversion around this tree was taken so as not to brush into it.

The path continued to the overhanging branches of a large pine tree positioned in the darkened corner of the yard. The track widens to 350 mm here. It may have remained stationary here for a short while moving back and forward. The dead grass area was extensive in this area underneath the pine tree.

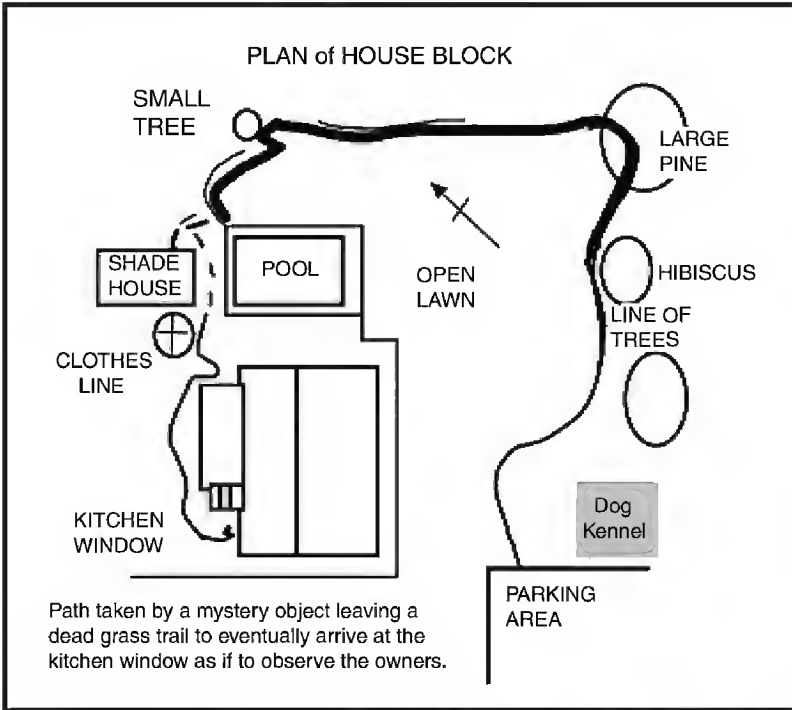
The mystery object then moved a 'beeline' toward a small tree on the other side of the yard. The dead grass track was at its widest here. It was as if the object was at ground level while making a quick dash across the open yard at this point, so as to reduce possible detection from the house occupants. There was also a small narrow secondary dead grass mark alongside, and parallel to the main track along this section.

From the small tree, the object appeared to hesitate or move around on the one spot for a short while, forming a 'triangle shaped mark'. It then moved off toward the corner of the swimming pool fence. It appears to have been thinking all the time it was making these precise maneuvers toward the direction of the rear of the farm house. Caution was a high priority to prevent detection.

From behind the shade house, the object went through the walk-way between the swimming pool fence and shade house. As the markings emerged from the walk-way, they pass the clothes line, approached the rear wall of the house to turn the corner and continue for the full length of the rear of the house. Then a figure '3' as if to look around the corner checking that the coast was clear to continue. Nearing the rear steps is another figure '3', this time looking for the rear window and safe passage.

The "Marking" terminates directly beneath the kitchen window. The owner explained that the kitchen window blind is usually pulled down at night. However, because the bottom edge of the blind is scalloped, anyone could still look inside.

There was no sign of the "Mystery Marking" beyond this point. It is presumed that whatever the object was that made this very extensive ground marking, became airborne and left the area. This was a very mysterious event, yet the most fascinating aspect other than leaving ground traces as in the trail, it showed by its maneuvering around the many obstacles, that it had intelligence.



Plan of the house yard showing the trail taken by the mystery object as it seemed to move around the yard in a manner to avoid detection, so that it could find a way to observe the occupants without being seen. Notice how the trail curves around the dog kennel as if the dog had stretched the chain at full length as if attempting to attack the unknown mystery intruder.

This trail appears to have been made by a thinking intelligent mind by the way it used the trees as a means of reduced detection technique. The mystery object shows hesitation at critical points, as if to show analysis of the situation before the next move toward the next vantage point of choice. Mission accomplished once it reached the kitchen window.

CHAPTER SEVEN

Grafton U.F.O. “Flap”.

Grafton N.S.W. Monday 6th April 1998. 7.05 pm.

While Skywatching, I observed a group of eight ‘Star’ like objects moving in formation. Each object a little fainter than the Orion Belt Stars as comparisons. What amazed me was the manner in which they were all rapidly changing position within the formation. Some objects would drop back, move across, then move forward within the formation weaving around one another. They did this at rapid speed, each staying in position only momentarily then quickly taking up another position within the formation, thus making incredible maneuvering at that speed without crashing into one another. Almost as if they were playing some kind of game with one another. I would call it the, “Dancing of the Spheres”.

The formation was horizontal in flight and moving very fast. Their altitude is difficult to estimate, but would be about 40,000 feet. They were first noticed just West of my location, about half way between Orion and the Star Sirius and heading due South at high speed. Observed for about 12 seconds as individual objects, and 5 seconds as a white haze as they quickly flew off into the distance. As soon as I realised what they were, I called out to my friend. She also saw them, but only the last few seconds when seen as individual objects.

Saturday 18th April 1998 7.20 pm.

Similar formation of UFO’s flew over Grafton again at 7.20 pm just to the East this time. Same size group and speed [very quick] at about 10,000 feet or less, heading the same direction. [South] Took one photo [end of roll] with 1000 ISO film.

6.35 pm Sunday 19th April 1998.

I decided to begin Skywatching early, and I am glad I did. Directly overhead at an altitude of only 40 feet [12 metres], a huge “V” formation of at least 60 objects moving South.

Each object was holding steady position within the formation, but 'buffeting up and down' a little in position. Their colour was a moderately bright yellowish white. The formations width was about 15 cm [6 inches] at arms length. I took 5 photos during the 10 second sighting. There was no white haze surrounding the formation as viewed from underneath, but may have appeared as a haze if seen from a distant because of the objects illumination.

Five minutes later, a second smaller group seen further to the East of Grafton at twice the altitude. This could have been the group I had been seeing on the 6th and 18th. I tried to video this group but my camera was not good at night filming and nothing was seen on the tape. This group was flying at the same speed, and surrounded by the same white haze as last nights sighting.

Monday 20th April 1998

Last nights film developed to-day, but nothing showed on the photos. The 1000 ISO film had one last frame on the roll, but nothing there. The 400 ISO films last 5 frames showed some light spots, but not the formation photographed. The 400 ISO colour film seems to be only useful for open aperture time exposure at night, not 30th of a second exposures, especially with a 200 mm lens at f2.8. Now I have loaded both cameras with 800 ISO colour print film. One camera has a 58 mm f1.2 lens, the other a 55 mm f2 lens. Now I think I am ready.

I went Skywatching at 6 pm. Sky overcast but the odd Star showing through. At 6.50 pm I just happened to look over the roof of the house and saw a group of 5 or 6 UFO's. They were quickly changing position within the group as they circled in a wide arc. At their closest point to me, they were only three house blocks away. They came from the North, turned west just before Grafton City, and headed north again. They were moving very fast as the formation changed from horizontal to vertical during flight. I took about a dozen photos of this first pass with camera speed at 1/15th sec, and some at 1/8th sec. If these come out, there will be a short trail in the image because of the speed of the group.

I than hurried downstairs to a dark corner of the yard, waited about 3 minutes and they returned. This time doing 2 circles north of town, this time circling a bit wider. I took a total of 17 photos of this

one group. When plotted on a local map, they were circling just West of Ulmarra. The centre of this flight path would be over Elizabeth Island in the centre of the Clarence River. So I jumped into my car and drove North of town to the boat ramp only ½ Klm from this island. Stayed ½ hour but they had gone.

Continuation on Monday 20th.

Well, I thought they were gone. Just before going to bed, I thought I would just have one brief look outside. Time 9.15 pm. same group of about 12 UFO's did a pass over my house heading north. This time I had a witness who yelled to me, "Did you see that?" I did not hear her because of being down the back yard. But I had taken 3 photos of this group with the "Diffraction Grating" on the f2 camera.

Tuesday 21st April 1998.

I took the film in for processing. Guess what? No images of the group. 800 ISO films, f1.2 58 mm lens at 15th, 8th sec. exposure, and still no image. You can see the overcast cloud in the photos, but no light from the objects. There are some frames with images on them which I am working on now. It appears that the light from the objects is not photo sensitive. I now have 1600 ISO film loaded. I will keep trying.

I asked Harvey Norman Grafton [large electrical retail store] if they would sponsor a good video camera in return for the advertising they would get if I got something on tape. They said insurance would not cover camera damage so could not assist.

5.00 pm.

Went out Skywatching while still daylight with my old video camera for you never know, my luck may change. I continued watching until 7.30 pm and still nothing seen.

Just before going to bed, I ventured outside again. At 9.20 pm I saw a group of UFO's overhead at approx. 6-8,000 ft. heading North in "V" formation at a speed 50% faster than any other group seen so far. Must be about 5,000 Klm/hr. followed by a second group 20 seconds later. This group was on the same path, somewhat lower and moving at the usual high speed.

Over the next 1 hour and 20 minutes, I saw the same group 6 times going north then south, and once coming in from the East. They seemed to be concentrating on the North and West of Grafton this time. No photos taken because they were not bright enough.

Diffraction Grating.

Just a little more information on this if you decide to try it yourself. I first got a diffraction grating kit back in 1971 when with the U.F.O.R.P.A. group in Sydney. The kit included a medium resolution diffraction grating and two polarising filters mounted in slide mounts. I trimmed the slide mount down so it would just fit inside the camera lens rim close to the lens and taped it on.

Orientation of the grid lines is important if wanting to capture the spectrum of a moving object, especially if you are not sure which direction a UFO will approach from. The spectrum is usually seen some distance from the light source. On some occasions, depending upon distance and size of the light source, you have to move the light source out of the viewer and actually photograph the spectrum and not the object.

Firstly, set your lens to infinity. If you line up the grating's grooves horizontally to the camera plane in the "landscape" position, [normal photo taking position] the spectrum will show in the top and bottom of the frame. If taking a photo of a light source coming directly toward you when set-up like this, the spectrum will be blurred upon itself and useless. [This depends on shutter and object speed] Just the same as if you align the grid vertical, the spectrum will be seen in the left and right side of the frame. If the light source is moving across your path left to right, the spectrum will 'drag' over itself and be useless. [This depends on shutter and object speed]

The best way to set the grid is at 45 degrees when trying to photo UFO's. This way, the spectrum is seen in the upper right and lower left of the frame. So the light source coming toward or crossing diagonally will drag the spectrum, and make a better image. [If using slow shutter speed and 'trails' develop] Alternatively, you could mount the grid grooves horizontally, and when a light source is moving across your path, take the photo in landscape position. And if coming directly toward you, rotate the camera to the portrait

position. But you have to remember to do this. It is my experience, that when you see a UFO, all you want to do is shoot photos as quick as possible. So the 45 deg. setting is the best. If you are photographing a stationary light source or very slow moving one, set the grid either vertical or horizontal. This will give you time to move the spectrum into view and capture it.

CONCLUSIONS ON THESE UFO EVENTS.

The flight path of the first group of UFO's observed on the 6th April, was plotted on a topographical map of the area. I first estimated the height of this formation at about 40,000 feet. But when taking into consideration the angle when they were first seen, and the angle last seen above ground level, I revised their altitude to under 10,000 feet, possibly only 6,000 feet. You may ask, "How could I be so far out with this judgment?" Short observation times a disadvantage.

Consider observing a satellite passing overhead. We know the size of satellites. We know that they orbit the Earth between 100-400 miles altitude. But if you were unaware of this knowledge and observed a satellite passing overhead, you could estimate its altitude at 40,000 feet or so. The same applies to aircraft. We know their size and wingspan so can estimate their altitude taking into consideration these known facts. But with UFO's it is a little more difficult, especially when only a glowing illuminated light source is seen, not the physical craft.

When I plotted the flight path of this first group, then taking compass bearings of the first and last observed positions, they were about 8 Klm west of my position. With a line drawn on the map from start to end of sighting positions, the group of UFO' had covered about 12 Klm in 12 seconds, equivalent to around 3,600 Klm/hour. With the series of 'Fly-bys' on Monday 20th, ranging from 20 to 30 minutes for a return North to South trip, I was interested to work out how far down the coast they could travel in this time.

On a Map of N.S.W. with 5 cm = 100 Klm.

20 minutes = 1,200 seconds = 1,200 Klm @ 1 Klm/sec. = 600 mm

30 minutes = 1,800 seconds = 1,800 Klm @ 1 Klm/sec. = 900 mm

I cut two pieces of cotton thread, one at 600 mm, one at 900 mm. and tied the ends. This would give me the length of the return flight times. The 600 mm thread [20 min.] time, reached Sydney or Katoomba West of Sydney if their flight path continued the same line all the way. The sighting where the group of UFO's came in from the East, they could have traveled from Grafton, down the coast, circled just South of Sydney and returned just out to sea until reaching Brooms Head, came inland over Ulmarra and back over Grafton. All in just 20 minutes. Try this on a N.S.W. map for yourself.

After watching these UFO formations many times over this "Flap" period, and seeing how they maneuver so totally in control, even when grouped very close together. Especially the "V" formation that passed directly overhead consisting of at least 60 objects, it is difficult to imagine them ever crashing. They are clever, and the technology they have mastered is amazing. There would only be two reasons that they would crash to Earth,

1. Internal malfunction.
2. Shot down.

The Daily Examiner.
Saturday May 9, 1998. [Grafton]
Page 5 Photo of UFO.

Headline:

"UFO's from other planets hover around the valley".

Sub-heading: Objects estimated to be moving at 3,600 Klm/hr.

Body Text:

A number of Unidentified Flying Objects (UFO's) were sighted flying over the Clarence Valley conducting curious activities last month. UFO Researcher Barry Taylor said aircraft he believed were from out of space or another planet visited Grafton and appeared to be crisscrossing the towns' boundary "as if they were mapping". Mr. Taylor said that he and a friend saw a number of self illuminated white balls circling the region at low altitude between April 18 and 21 reaching speeds, he calculated using compass bearings, of 12 kilometres every 12 seconds, or 3,600 kilometres an hour.

Mr. Taylor said the objects were obviously from another planet because Earth didn't have the technology to constitute the speeds the illuminated aircraft were reaching. He also said the maneuverability and the lack of sound the craft produced as they flew over head led him to believe they were not of this world. Mr. Taylor said he saw the objects over four consecutive nights flying over Grafton and surrounding areas. "The most interesting was when they were over the cemetery and boat ramp (in Grafton)," Mr. Taylor said. He said he saw about seven or eight UFO's circling north of the town about half a kilometre in the air. Three minutes later, Mr. Taylor said he saw 12 illuminated objects circle twice above an area West of Ulmarra "and possibly to Lawrence over the Clarence River and Elizabeth Island".

Later on the same night, Mr. Taylor said the same group of UFO's returned to Grafton and flew over the town five times. He said the formation appeared to cover the area at an altitude of about 800 metres as if the craft were inspecting the region for mapping purposes. A UFO Researcher since 1970, Mr. Taylor is interested to hear from anyone who might have seen the objects. END

7.00 pm Sunday 19th April.

A lady from Woodford Island [on the Clarence River East of Grafton] rang to explain how her daughter and a neighbour watched as 2 or 3 unusual illuminated white objects quickly maneuvering at low altitude in the Western sky towards the Grafton area, around 7.00 pm Sunday 19th April.

Another Man reported a UFO sighting [1993]

At Shark Creek Mini Waters on the coast East of Grafton, 8.30 pm one evening, saw a row of white blinking lights over the Woodford Island hill. The lights were rotating as if on the perimeter of a circular object.

A Farmer on the Summerland Way, [North of Grafton]

A farmer reported a bright white light plus a small single object at high altitude traveling at very fast speed going from South to North and sometimes North to South during April 1998.

Coult's Crossing. April 10th 4.00 am.**[South of Grafton]**

The witness went outside and noticed a large bright yellowish/orange light to the East towards the coast. He went inside, than decided to go back out to observe the light. He sighted to light against a verandah post and said it appeared to move very slowly. It went down 50 mm [2 in.] compared to a point on the post, went back up than returned to its original position. Observation time 10 minutes. He told his wife that he had just seen something unusual. His wife has seen numerous unexplained lights over the years, and they now both believe that there is something strange going on out there.

Wednesday 20th May 1998. 7.20 am.

Reports of a "Magnesium" bright white light seen in the Eastern sky from Brunswick Heads and Urbanville North of Lismore. Witnesses rang local radio stations about the sighting, where it was concluded that the object was either a large Meteor or small Asteroid. [I consider that this sighting was of one of the bright 'Probe' type objects that I have seen and video taped over the years. They only appear during confirmed UFO activity]

Saturday 23rd. May 1998 7.30 pm.

Tyndale North of Grafton Mr. L and his wife watched a strange green, red and white object slowly moving to the South. During the 10 minute observation, their TV volume suddenly became very loud and static interference occurred on the picture.

Overview:

During April 1998, a UFO "Flap" over the Northern Rivers region of N.S.W. was personally witnessed. Round UFO disc shaped objects flying overhead in "V" formations to the South and again to the North. Sometimes the yellowish illuminated objects would fly in random formation, moving around within the formation. Their speed was from very fast at high altitude, to much slower at lower altitude. I estimate the speeds to be around 100 up to 20,000 Klm/hr.

One evening, several 'white light illuminations' flew almost overhead at about 150 metres. No craft outline was seen only the 'lights'. A total of 34 colour photographs were taken, and over two months of computer enhancing has revealed some interesting results. More work has to be done on the images in an attempt to get the sharpest result without altering the images themselves. High resolution negative scan will be required.

These "High Flyers" as I call them, were in group formations of 12 to 60 objects each. By the end of April, these formations of multiple UFO's had abated.

Then during June, and still continuing, there has been many red/orange "hoax devices" seen all over Australia. These objects are very interesting. They are really a 'radiator red' or amber colour. I filmed one of these as it passed directly overhead. I had to lie on the ground flat on my back so as to film it. It was only about 100 metres altitude and moving very slowly. I observed many of these hoax devices during June/July, and reports from other areas including Coffs Harbour to Evens Head show the extent of local activity. Not counting the other wide spread sightings around Australia over the same period of time.

Saturday 8th August 1998, a family of four adults witnessed a formation of 23 of these red/orange objects slowly moving to the N-E over their rural property. The question is, "Were these hoax devices or real UFO's?" From my observations, I can say that some are hoax devices, while some are genuine UFO's. Some are Alien technology of some type. They are of small size and radiate a "Particle Plasma" type light. I have made computer enhanced comparisons of these objects, and there is a vast difference between the two.

One formation looked like an 'Inverted Pyramid' made up of four objects. The whole formation rotated during the observation, but the individual objects maintained precise positioning. It appeared that they were 'locked' into a set formation, so as to do calculated testing or observations of some scientific nature.

I personally think that the real UFO's of this type are one of two things;

1. A remotely controlled 'probe' that gathers and records information, then transmits back to a Central Control Mother Craft.

2. A single 'entity' life form on reconnaissance, working as a group or alone, yet still gathering information.

They could be associated with the discs seen during April. A 'Scout' type craft where more detailed information could be gathered. They certainly do not mind being seen. They are bold by showing themselves over populated towns and cities while being so brightly illuminated and moving so slowly.


Whatever the answers are, and the Truth on the matter is, we are witnessing a great event. SETI are searching for intelligent life in the Universe, when they only need to look in our skies to see them. They want to be able to tell us that other life is thousands of light years from Earth, so we will not feel threatened. Not that they are in our skies to-day. It is up to you and I to prove to ourselves that they are here now, by our observations and listening to those who have seen them. If they were a threat, they have had plenty of chances to do what they wish, and we could not avoid it. They must be peaceful and doing important studies. If human type Aliens visit Earth with this technology and *our* attitudes, then we could be in trouble. But I think before that would happen, these UFO we see in our skies to-day would warn us, even if it were by their increase in numbers. Are you ready for the Truth?

Now that I have become aware of these objects, and one day I witnessed a substantial increase in their presence, like a "Super Flap" and mass witness sightings were occurring in the daytime over our cities, then they suddenly disappeared to be, "Conspicuous by their absence", I would be worried. Something big may be about to occur that will affect the Human race directly. I hesitate to say it, but I think this will happen one day. This is why it is so important that more of us become aware of UFO activity in the skies above us, and try to teach what it all means.

UFO's Thursday, 22/10/98 Grafton. 22:51:00 hours (10.51 pm)

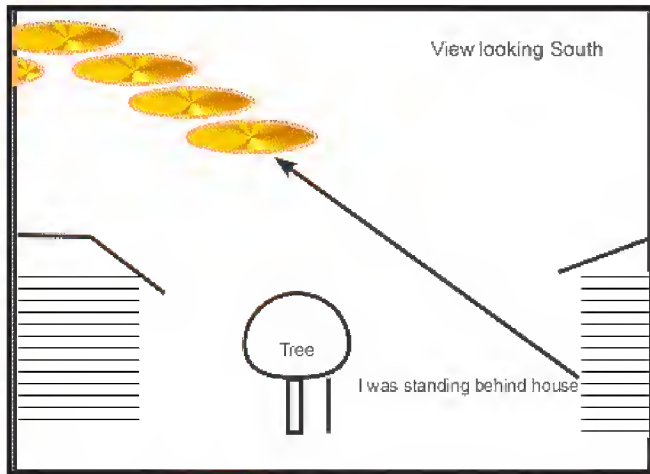
Group of 6-7 illuminated discs at around 5-6,000 ft. 2.5 Klm North-West of town heading west. They were not bright enough to show up on video, yet were observed for 7 seconds as they arced more towards the West.

**22 October 1998 Major Sighting.
23:22:40 hours (11:22 pm)**



View underneath the formation as I saw it. I could see the detailed surface features and the obvious ionized air surrounding each disc. [*Formation actually wider then shown here*]

A huge “V” formation of 7 discs 25 metres [80 feet] altitude just east of overhead heading north. This formation was huge. Around 25-30 metres [80-100 feet] in length, and each disc was about 3 metres [10 feet] dia. I only observed them for around 12 seconds, when lost from view over the house roof. Unfortunately, I missed catching them on video by just 2 seconds. The 7 round illuminations were surrounded by a white haze. This haze blended into the haze from the next disc. They were close together and “locked in position” within the formation, and moving as one, in total silence. The light from each disc was intriguing in nature. A soft creamy smooth yellowish/white appearance, that looked to have depth. It was almost as if you could pass your hand through it and not touch anything solid. I consider these objects are, Super Intelligent Space living Life Forms that constantly traverses the Universe for no other reason than that is their realm of existence. The Hebrew word “Merkabar” [merca-bar] means, “*The divine vehicle used by the divine angels or the highly intelligent beings when visiting earthly humans*”. Yes, this is them.



The tree on the boundary fence was deciduous, and had no foliage due to the time of the year. I was ‘scanning’ the sky to the North-East, when my attention was drawn to a dull moving illumination seen moving through the branches of the tree. I had picked up this movement with my Peripheral Vision. [More on Peripheral Vision page 141] I watched as this dull fuzzy yellowish illumination emerged from behind the tree, and moved toward the house next door. I recall seeing the ‘fuzzy’ illumination just before it approached the television antenna on their roof. I could not make out any detail what so ever. It was just a dull ‘fuzzy’ illumination. I remember thinking, “Is that birds?”

I had my video camera in my hand during the whole sighting, and at this stage I was not sure what I was seeing, and not thinking it worth while to aim my video camera at. I always have my finger on the record button ready to video at a moments notice, but decided not to video this just yet, because I could not mentally decipher what I was actually looking at.

Now here is the strange part. My next recollection of observing the formation of seven discs, is standing at point 6 metres [18 feet] from my original observation point. The discs in the formation were now ‘crystal clear’ and at a point in their flight just approaching the television antenna on the roof next door. I still did not ‘want to’ start my video camera. I remember at this point of my observation thinking, “Keep track of the Time!” I repeated this in my mind 3 times.

The formation was so close and clear, I was a little concerned of what may happen if they saw me standing there. I could clearly see the 'fuzzy white haze' surrounding each disc. This 'haze' overlapped the haze of the next disc in the formation. They were quite close together.

I committed myself to closely observe the surface features of one of the discs. This was the last disc in the line of the "V" formation closest to me. The formation was moving slowly say, 50 to 60 Klm/hr. at the most, and was slightly tilted up at the front. Each disc appeared to be "locked into the formation".

I considered the possibility that each seven illuminations were a fixed window or convex lens type illumination attached to a single large object. But I finally observed that they were individual discs that were 'fixed positioned' within the formation.

The surface of the disc I concentrated on, was a soft golden yellow colour. It showed some depth within the illumination due to the other features I observed. The illumination from the disc was a mid-brightness yet very easy to look at. I compare it to the difference between a normal light globe and a fluorescent tube. The light globe is harsh on the eyes to look at, and sheds brightness around and from it. A fluorescent tube may generate a similar brightness as the light globe, but is easier on the eyes if looking directly into it. This is what this illumination from the disc was like, easy on the eyes to look at.

The disc had a surface feature that looked like 'white streaks'. These 'streaks' reminded me of the surface of molten metal. They were irregular 'jagged' lines of white, 90 degrees to the direction of flight, about 50 mm [2 in.] wide. Similar to how you would draw lightening bolts. Behind these 'white streaks' was the overall golden/yellow colour of the whole disc surface and body of the object.

Then I noticed the inside front of the disc deep within the surface yellow, was another feature. This was a small area of a grey/khaki/blue colour. It was faint yet noticeable. Each disc had identical features. This could be the "brain control" of the object.

The whole surface feature of the disc was such that I commented, "It was almost as if you could plunge your hand into the surface, and not touch anything solid". It had that 'feel' about it.

The formation was lost from sight after about 12 seconds as it passed at low altitude behind the roof line of the house. If I had remained standing in the same position where I first noticed the moving illumination, I would have seen the formation much better, and observed it longer due to the greater expanse of sky I get from that position.

I continued to look above the roof line and got another quick look at the formation as it gained altitude and headed north out of sight. I could see the tilted front of the formation, as well as the top of the discs from this angle. This is why I concluded they were individual disc within the formation, and not lights or 'windows' attached to one large object. I quickly started my video camera recording, but missed them by two seconds.

I had seen these same formations at high altitude, sometimes five, sometimes seven discs, but never one as close as this one. I can still not explain how my viewing position had changed. I have thought about this intensely, yet can offer no rational explanation. Only thing I can think of is, that I am getting two different sightings mixed up.

One final note that I am unable to rationally explain is, next morning when looking in the bathroom mirror ready to shave, my face was red and felt Sunburnt. Maybe I was affected by a "radiation" from the discs in the formation as they were very close. This could be possible, as I have no other explanation.

That sighting was a Thursday night. The next Sunday evening, I received a phone call from a young man asking, "Are there any UFO's around at the moment?" I answered that there was, and asked, "Why, what did you see?" He went on to tell me how he and a friend were out camping the previous night on the banks of the Nymboida River, just south of Grafton. They were sitting by their camp fire around 9 pm, when they both noticed two UFO formations identical to what I have just previously described.

The first "V" formation contained seven yellow round objects, each surrounded by a white haze. A few minutes later, a second "V" formation, this time with five objects. Both formations were at very low altitude and easily seen by them. They too were heading north.

Sunday 25-10-98. 00:31:00 hours. [12.31 am]

A man from Coffs Harbour said three family members were watching dozens of small Star like objects moving around all over the starry sky. They would slowly move, than stop. I had a look in the sky area available from my location and saw nothing unusual. What they were seeing must have been locally in their area.

A couple of nights later, I personally observed the same 'Star' like object over Grafton. Two at low altitude that just faded out over the city, and one at height altitude [20,000 ft.] that faded out but still seen. It increased in intensity like a bright Star before again fading out. This may be another type of "Alien Probe". Video was taken of this object.

**21 July 1998. Williamtown RAAF Base
Buzzed by Seven UFO's.**

Tuesday evening. 6.20 to 6.35 pm

Woman watched seven large identical objects about 3,000 feet up, maneuvering over the Air Force Base for about ¼ hour. Each had a large central white light and one each of smaller red and blue lights on either side. Objects then headed off South-West at very high speed and disappeared. There appeared to be something dark suspended below each object.

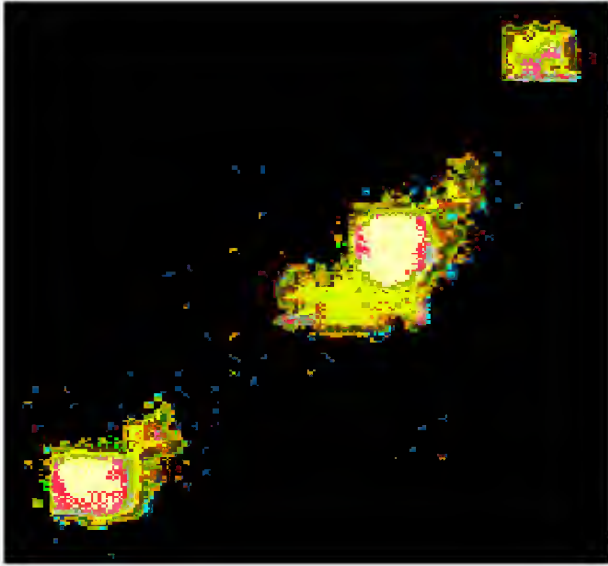
**BLUE TRIANGULAR UFO
SEEN NEAR MELBOURNE.**

Sunday, August 2, 1998, at 7:30 - 7:45 pm.

A very large triangular UFO, "about the size of a large house block" was seen over Altona, near Melbourne Victoria. "A dull blue triangle with three large lights was about 300 metres altitude", the witness reported. *End.*

This is a large object. If the estimated size is correct, one would expect more witnesses to the event. With a one witness report you have to rely on the skills of the individual, and presume they have the details correct as far as size and distance are concerned. Further witnesses to this sighting may result in conflicting detail which is often the case with inexperienced observers with varying analytical skills.

Photographs of April 1998 UFO “Flap” Grafton. N.S.W.



I used 800 ISO colour print film. Camera set at f2, 1/30th second shutter speed, with 55 mm standard lens. Objects seem to be leaving a 'trail' of energy.

Enhanced photo of three UFO's flying one behind the other just three house blocks away. I had a Diffraction Grating over the camera lens which defused the bright illumination given off by the objects into a range of colours. The photo was "False Colour Enhanced" in an attempt to see the shape of the source of the illumination within the brightness of light from the object. They appear to be round spheres.


The shape of any other form, like a larger craft displaying the light is not seen. There is a 'haze' seen around the objects which could be the ionized air caused by the energy from the object. This 'haze' was often noticed around UFO's at low and high altitudes. Size of the objects shown here, were approx. 2.5 feet [75 cm.]

They were small compared to what I imagined a UFO to be. I am still not sure if the illumination was the full size of the object, or if this was a light attached to a larger object. However, I think this was their full size based on other sightings and the enhanced images.



This UFO was at some distance. Only the brighter illumination was seen when photographed. Once zoomed and enhanced, you can now see that the light is attached to a larger UFO craft. The interesting feature in this image is the 'trail' being left behind in the wake of the UFO as it is flying. This 'trail' was not seen, only showing up after enhancement. The night sky was dark with high overcast cloud. This UFO 'trail' feature is also seen in a UFO disc videoed in Mexico. It is not known if this 'trail' is caused by heat generated by the UFO, or air disturbance. I tend to think it could be heat from the objects propulsion system, and the whole object could be very hot.


Images Inverted and Enhanced for clearer definition of UFO, because of conversion from colour to grayscale images for printing in this book.



A different UFO photographed at an even greater distance. Enhancement shows the outline of the UFO and bright light. The UFO is partly silhouetted in front of the background overcast sky. This UFO also seems to be leaving a 'trail'.

This UFO "Flap" lasted three days. I was anxious to return home after work to Skywatch for UFO's. I knew they would not be around in such numbers for any length of time, so I had to see and hopefully photograph as many as I could while this rare UFO event was in progress. No doubt there would have been UFO activity locally during daylight hours, but no reports submitted.

One UFO I did see whilst at work was unusual. Looking just north of the golf course, I saw what I thought was a white bird gliding toward my direction. I continued to watch as it flew at the low altitude of about 50 feet heading north toward Grafton CBD. It did not flap any wings during the 15 second observation. As it approached level with me around 300 metres [yards] away, I could see that it was much too large to be a bird. It was too small to be an aircraft and it had no tail plane, no noise or outline that would identify it as such. I hurried outside so as to get a better and longer look at it. It seemed to glide at slow speed without movement indicating propulsion. Side on, it was much longer than its width when approaching. I could not identify what this object was. But knowing what was happening during the previous night, it could well have been a UFO.



Map shows a plan of Grafton City. UFO's have been seen following the course of the Clarence River at low altitude, by fishermen in boats. The river may be used as a navigation guide for the UFO when coming in from the coast. [Or to reduce detection] UFO's have been seen at almost all points along the river, including the several islands between the rivers mouth and Grafton, usually at low altitudes.

Map shows flight paths of low altitude UFO groups and formations. These are following the coastal and North-West "Flight Path Corridors".

[1] & [3] is the path of the "V" formations at 6,000 ft. or less.

[1] The "V" formation made up of hundreds of small white lights. [1] Appears to be the centre of the "Flight Path Corridor" over Grafton.

[2] Is the path of the very low, large dull UFO showing many small white lights that flew over the CBD to the west.

[4] Groups of up to 20 or more UFO discs seen flying at low altitude of around 3,000 ft. toward the South.

[5] A group of 12 UFO's coming in from the N-W at low altitude, to fly over South Grafton. These were seen just after Sunset. UFO's also reported by residents here.

[6] Path of the 5-6 low bright UFO's that flew 3 house blocks from me. [Photo earlier]

Groups of UFO's were seen flying in from the West at low to medium altitudes over the city. There could be a 'Minor Corridor' coming from the North-West over this area.

This 'Flight Path Corridor' was estimated from personal observations of UFO activity. Compass bearings show that the Corridor does not run due North-South, but parallel to the Australian East Coast. It is not yet determined, just how far this Corridor extends in a straight line North and South from this northern part of the N.S.W. State. It may deviate towards due north just south of the Queensland boarder, and continue parallel to the Queensland coast. There is often high UFO activity in the Hinterland of South East Queensland. The Corridor follows the Great Dividing Range from North Queensland, down to the Victorian boarder. The overall Corridor width could extend from the coastline to the ranges. This is the area where the highest concentration of UFO's is seen. Further record collection should confirm this.

Others Reported UFO's in 1998.

Cigar shaped UFO. June 14th. 1998.

The City of Lake Macquarie [Central Coast south of Newcastle N.S.W.] suffered a major power blackout. The witness reported the following details. Around 1730-1800 hours into the Sunday evening, I was outside fixing a problem on my car, when my house had a power blackout. My wife yelled at me thinking I had shut down the power for some reason. As she called, I happened to look into the sky to the East towards Lake Macquarie, and noticed something odd in the sky. "It was shaped like a cigar with a bright light underneath", he described. My neighbours came out, and I pointed the object out to them, but they said it was a plane. I took my binoculars from the car to have a closer look at the object. It was not a plane. I called my wife out to have a look, and she too could not explain what we were looking at. It seemed to hover for a while, and then just suddenly vanished. The power remained off for a couple of hours. The authorities said it was a sub-station that went out.

Regards, 'Bill'.

A Witness Describes His UFO Sightings.

[1] July-August 1997. 1900 hrs.

I observed a Sun sized ball of burning magnesium-orange coloured light over the top of Mt. Tambourine [Qld.]. The valley was lit up for several Klm just like daylight. At first I had my back to the event, but when the water tank I was checking, my dog and I were illuminated, I thought it was a truck with high power aircraft spotlights shining on us from the main road. When I turned, I noticed a bright object stationery in the night sky, 30 degrees above the horizon. I observed its brilliant pulsing display for about 5 seconds until it faded. I mentioned this to others, but could find no corroboration from them. I have discounted the flare scenario, as it appeared 20 Klm north of the Army's boundary, and made the 105 mm artillery flares look like a kid's sparkler!

[2] August-September 1997. 1100 am.

My daughter [5] and son [3] came in from playing outside, and said a spaceship had landed, and then quickly taken off again. I started to laugh, but had my daughter draw several sketches of what she saw.

Taking her time, and with no prompting, she presented me with several identical classic dome shaped UFO drawings. They were very excited at the time, and remained hyped-up for a good 10 minutes. But an hour later recanted on seeing anything. So I am a bit 50-50 on their story. Good drawings could be media influenced, or my Gestapo style questioning may have tired them somewhat.

November 1997 nearing twilight, I was on the verandah talking to my wife, pointing out for the umpteenth time, the direction I had observed a 'disco lighted craft' traveling. Also, the area when months on three different nights, I had seen some strange 'rod' like light flashes, zip across the sky from our bed. Always at around 2-3 am. It was not yet twilight and the clear sky still a bright reddish hue. Suddenly, a globe of white light 'turned on' directly above us at about 10-20,000 ft. It was about 4 to 5 times the brilliance and size of Venus. It remained in a stationery position for about 2 seconds, and then traversed westward and out of sight in about 4 seconds with no trail. It definitely was not a Meteor. I remained on the verandah in the

next hour to compare brilliance speed and altitude, and concluded that what we saw was something quite different. I regard this as my best sighting to date. Not just because of the strangeness, but that my skeptic wife was also a witness to the whole event.

[3] Early Morning Observations.

Once this subject had become more apparent to me, I would find myself lying awake between 1 and 4 am. thinking about my sightings. The view from my Canungra location, overlooked most of the town for a good 10 Klm in a N-NW direction. I would be awake in the early morning and looking N-W toward the prominent mountain peak of Mt. Misery, where sometimes as I scanned the sky, I would see 'rod like flashes of light'. My first observations of these 'rod flashes' I thought could have been eye junk, or my eyes blinking at the wrong time. But with my eyes wide open and not blinking, I witnessed two separate occurrences. The 'rod like white flash' is the only description I can give for them, because this describes them the best. Sometimes they would appear singularly, or in pairs or threes. Sometimes all at once, or one group after another, and always traveling from S-E to N-W just North of Mt. Misery.

On every occasion I had witnessed them, they were in the same area of sky. This is what amazed me, for it seemed to be a kind of flight path. Their approximate altitude was 40,000 feet or higher. Substantially much higher than the civvie aircraft. Total time of each observation was from ½ to one second. No trail, other than the 'rod' impression left on the eyes. You could tell that it was an object traversing the sky at a very high speed. They may have been small craft traveling at an enormous speed which could be interpreted as a long rod like object by the naked eye. [Motion Blur? Ed.] Anyway, through research, I have come to terms that the ET's are here among us. It is my opinion that this is a great thing and it should be embraced.

Author's comment: At times of UFO "Wave" activity, there are small UFO objects that do in fact move so quickly through the night sky, that they leave a 'streak' of light, or 'rod of light' impression on your mind. I have observed UFO doing just this, and estimate there speeds approaching 100,000 Klm/hr.



Map of the Far North Coast of NSW where many UFO sightings are witnessed. UFO 'Cigar' craft have been reported here.

Wrist Watch Mysteriously Losses Time. March 27th. 1998.

If I mentioned to you, “that my wrist watch had lost time”, you may think this is normal. Watches have been known to lose time before. “Nothing out of the ordinary”, you may say. But I think it was strange, and here is why.

In the six years of owning this high quality Pulsar brand wrist watch, it has always kept perfect time. The only time it had ever stopped, was when the battery had expired. It had only been a few months since replacing the battery with a new one, so there was adequate stored energy remaining in the battery. On this particular morning, I checked the time as usual when preparing to leave for work. I was surprised to find that my watch had somehow lost one hour and forty minutes, [exactly 100 minutes] sometime during the night or early morning hours. The watch was again working normal, and continued to do so for the next 18 month or so, until the battery had to be replaced again, yet still maintaining perfect time during that period. This was a time of high UFO activity locally, and numerous unexplainable activities happening around me. This was just another of these strange occurrences I was experiencing. Reports of people

entering another dimension while influenced by UFO type activity have previously been recorded from various countries around the world.

Clocks away from this 'Dimension Field' maintain normal time. Watches worn by those directly influenced by strange 'Dimensional Changes' will often show a LOSS of time during the period in question. It would not surprise me if this is what I had experienced during this early morning period.

Gosford Cylinder U.F.O.

Gosford August 8th. 1998. 7.00 pm.

Gosford is a coastal town on the Central Coast of N.S.W. This area, like Grafton, is sometimes a "UFO Hot Spot" during times of UFO activity along the Australian East Coast. This night was one that would change the lives of one local family forever, after what they witnessed on their drive home.

While driving north on the Pacific Highway heading home to Gosford, the family of two adults and two children were enjoying their conversation, and sharing each others events of the day, when suddenly, their attention was drawn to a strange looking object to the right of the highway. They could see a long 'Cylinder' shaped object, flying at low altitude just behind the trees 100 metres off the roadway. Dull white in colour for most of its length, except for a small mid-blue colour section at the rear.

As they continued their journey, they could see the 'Cylinder' moving in the same direction as they were. Suddenly, the "Cylinder" crossed one lane of the highway about 100 metres ahead of them. They could now see it passing through the trees dividing the two lanes of the highway. It crossed the full width of the highway, to continue its low level flight, until lost from sight beyond the trees in bush land. Their conversation for the night had now changed dramatically. They know they had witnessed something they were totally unfamiliar with. It was too low and slow to be a conventional aircraft. No sound was heard during the sighting. Neither of the adults could confidently answer the children's questions when asked what it was they had seen. Their journey had now turned into a silent drive home, as they each tried to come to terms with what they had all witnessed.

Reports of UFO activity over Longreach Queensland was brought to my attention during 1998. The activity seemed to be wide spread. Longreach is situated in Central Queensland. The "UFO Corridor" over Queensland has not yet been established, but may pass over areas close to this location. Although much of Queensland is sparsely populated, UFO reports have been received by various UFO Groups from this area over the years.

Silver Sphere.

Lismore Saturday 13th. June 1998. 3.30 pm.

Two teenage girls were outside chatting about their plans for the evening, when one of them noticed a bright object high in the sky in front of her. She pointed the object out to her friend who commented, "That is a strange light". They both watched as the "Silver White Sphere" slowly flew from East to West. They explained, that even though the object was bright, they could notice a slight gray colouring on the sphere. One thing that did amaze them while closely watching the object, was that it seemed to momentarily disappear from view as if it vanished, then fading back into view again. "A commercial aircraft flew across its path and may have seen it too", they said. But were uncertain if the object was above or below the plane.

Dogs and Cattle Uneasy.

Taree [N.S.W.] August 26th. 1998. 12.50 am.

A farmer explained how he was awoken by the dogs persistent barking. He knew there was something unusual happening outside by the aggressive attitude of the working dogs bark and growls. He could also hear his cattle mooing and sounding uneasy in the nearby paddocks. Thinking that cattle rustlers may have been intruding onto his property, he quickly get dressed and rushed outside to investigate. Expecting to see nothing unusual, he was 'set back a little' by what confronted him.

Over one of his paddocks full of cattle, he noticed a mysterious pinkish glow against the dark night sky. He was mystified as to where the glow was coming from. It did not appear to be from traffic headlights because this pinkish colour was so unusual.

The dogs quietened down once seeing their master, and the farmer could now hear a strange noise filling the air around him. He describes the noise as, “a constant whirring”. He was unable to pin point where the whirring was coming from, but estimate to have originated from the direction of the pinkish glow. Not daring to walk over to have a closer look, he stood just watching in the direction of the glow for the next 15 minutes. The glow slowly faded away and the whirring abated until the night was again silent. When the glow had gone, the cattle quietened.

Inspection of the area early next morning, showed no signs of anything unusual on the ground. All cattle were accounted for, and unharmed. “Probably one of those UFO’s”, he said to me. I have to agree with him.

23 Orange Lights in Formation. Coutt’s Crossing. August 8th. 1998.

Coutt’s Crossing is a small rural town just South of Grafton. The majority of “Orange Lights” reported from around Australia over the last few years, have been identified as the “Hoax Garbage” devices. This event was a little unusual, and not proven to be either the hoax devices or real UFO’s. However, it is certainly worth recording because of the witnesses report and video evidence.

The family of parents, son and his wife all live together on a small acreage block on an unsealed road, quite a distance from the town of Coutt’s Crossing. They were discreetly positioned among bush land on three sides, with an adjoining farm house close-by their rear boundary fence. The homesteads were spread out with no other close neighbours. This particular night, the neighbours at the rear were celebrating a daughter’s 21st. birthday with an outside B-B-Q and party. The events of the night were clearly visible by the family reporting this incident.

Around 11 pm, the son walked to the outside shed to get something, when he noticed a group of orange lights slowly moving North just above tree top. He quickly ran inside to call the others out to observe the “strange lights”. The son’s wife, grabbed the video camera on the way out, so she could video whatever had excited her husband so much. All four adults watched as a group of orange

objects slowly pass behind nearby trees, and into a gap where they could see the full extent of the group of objects. The video camera captured most of the objects, until the battery went flat. They counted 23 illuminations in total.

On investigating this event, we established that the illuminations had approached well before the home holding the party. So it could not have been them letting off hoax devices. The wife while video taping the group, explained how one of the objects moved forward in the group to be close to another object. It then almost immediately returned to its original position within the group, "as if instructed to get back", the witness commented. All of the other objects remained evenly spaced, and maintained their position within the group. No erratic movement, swaying around or deviation was observed during the objects flight. The 23 objects just slowly 'glided past' the observers.

These questions should be asked. "If they were a hoax device, what would the point be of launching so many so far out in the bush?" The only people sure to see them, was the family holding the party. They were all inside the house by this time of night, and did not see the lights. [They were asked next day] The risk of fire if one of the devices failed and fall to the ground, was a high risk and totally irresponsible. The Australian bush is highly flammable in these areas.

The cost and effort in launching 23 hoax devices would not warrant the effort, if it was not assured someone would see them to fulfill the aim of the exercise. Unless it was just a test run initiated by kids. If they were a hoax device, they were launched in quick sequence due to the grouping formation, and would require two or more persons to launch so many so quickly. We will never know for certain if they were hoax devices or real UFO's, unless the culprits who launched them admit to letting them off.

One thing that I have demonstrated with certainty is that not all orange objects are hoax devices. Some are genuine UFO's and not man made. [This is why I have included this report] Their colour seen at distance is similar, but close observation can distinguish the difference, especially if photographed so that comparisons can be made.

Early Morning UFO Cylinder. Uki. N.S.W.

Uki is a small town at the foot hills of Mt. Warning, South-West of Murwillumbah. [See map on page 123] A young mother was waiting at the bus stop in Uki Township with her young school aged daughter at 8 am one morning. There were several other children also waiting for the bus to arrive. The area is surrounded by the hills leading up to the very prominent peak of Mt. Warning.

She was greatly surprised to see a large cylinder [Cigar] shaped object appear into view low over the nearby hills. The cigar shaped UFO was silvery in colour, and no other features were noticed on or around the object. She was definite the object was not man made. It had no noise, wings, windows or anything that a normal aircraft at this close distance would have shown.

The object was pointed out to the other children who all watched as the mystery object was lost from view beyond the hills. Her enquiries with local people established that these same types of UFO have been witnessed around this area for a number of years.

More Cigar Shaped UFO Cylinders.

Another report that I received from the Mt. Warning area in 1998, also included multiple witnesses seeing the cigar shaped UFO cylinder. A tourist bus had taken a number of visitors to the Lamington National Park. This National Park is situated high in the ranges just across the N.S.W. boarder in Queensland. There is a very scenic lookout here that is popular with visitors and locals alike. The expansive view from this location overlooks the mountainous region South across the N.S.W. boarder. The 1156 metre [3793 feet] high peak of Mt. Warning can easily be seen in the distance. This particular day was fine and clear, offering ideal views to the horizon. The bus load of visitors had taken up positions to admire the beautiful view that unfolded before them.

The attention of the group was soon diverted to two strange looking long dark objects stationery in the distance. "They looked like two pencils just hovering low in the sky near Mt. Warning", one witness stated.

One gentleman remembered that he had a small telescope packed in his luggage on the bus. The driver agreed to unlock the baggage compartment so he could set it up to have a closer look at these objects. So, they quickly set up the telescope just in case the objects moved from view. Once viewed through the telescope, the true shape of the two objects was seen. Many of those interested in the sighting had a look at them through the telescope.

They all agreed that their shape was indeed 'cigar' looking, and were not noticeably moving as an aircraft would have over that time duration. A few people were seen taking photographs of the objects, but I was unable to track these down so as to acquire a copy of the photos. After 20 minutes or so, the visitors boarded the bus to continue their trip. The two cigar shaped UFO's were still in the same position when they left.

“V” Formation then a UFO Armada.

Grafton July 11th. 1998. 7 pm.


A high altitude “V” formation of seven discs surrounded by a white fuzzy haze flying south was seen. I was able to capture enough video of this formation to record them. The speed they were moving was very fast, so I was lucky to get them on video.

UFO Armada. 7.20 pm.

Watching the Northern sky above the house roof, my attention was drawn to a huge moving white haze. Once I had focused on the haze, I could see what was causing it. This was a very large group of over 200 individual UFO discs quickly flying east. I could see the bright objects within the formation causing the wide white haze surrounding this group. The total energy generated by this group of UFO's must have been enormous to have caused the air surrounding the group to light up like this. The sighting only lasted 6-8 seconds before being lost from sight into the distance. I had my video camera in my hand, but was so astounded by the size of the group, size of the white haze, and the large number of UFO's within the group, that I was more intent on visual observation than to video them.

I calculated their distance from me, as 20 Klm. Altitude approx. 40,000 feet, and traveled 20 Klm in six seconds. This giving

them a speed of around 12,000 Klm/hr. [$>6,500$ miles/hr] I drew up the calculations and forwarded them on to fellow UFO Researcher, Mr. Bryan Dickerson of the U.F.O.R.[N.S.W.] group in Sydney. He was able to do complex mathematical calculations based upon my estimations. This sighting was a major one, and the speed of the group was worth trying to calculate as accurately as possible. I was confident with my estimations. Bryan's calculations confirmed the speed. A short time after this sighting, a hoax garbage device was launched from the South of Grafton, and drifted slowly overhead towards the North. It brightened up a few times just before it extinguished and was lost from sight.



Graphic of the way the 200 discs were grouped.

There are 200 white dots drawn here, but there could have been more objects in the group. The lower edge of the group was obscured by the roof top of the house, so they would have extended just a little more on the lower edge. The extent of the surrounding white haze if drawn in this graphic, would extend just beyond the top right and lower left of the image. Each object was quite bright considering their distance from me. How do you think you would feel about seeing this? Overwhelmed I am sure.

I had seen numerous smaller groups of UFO's in the past, but this is the best yet. The UFO discs seem to produce this fuzzy white haze around them. It is one feature that I have observed that assists me to determine if the UFO's are the discs, or a different type of UFO.

After I had witnessed this large group, I considered they had gathered together from all parts of the Australian skies, and were now on their way back to either the “Mother Ship”, or to leave the Earth environment to continue their journey beyond our Solar System. Either way, they seemed to be leaving rather than arriving. The last UFO discs of this type were seen over my area in early October 1998. So it does appear that they were in fact leaving.

I also considered, because of the size of this group, the sophisticated radar at Pine Gap would have picked up this group, if they did not, than they should have. For this was a significant number of “Alien Spacecraft” in one place in the skies over Australia.

Some Thoughts on Perpetual Energy.

After witnessing this major group of UFO’s, I compared the size of the surrounding white haze with smaller groups of UFO’s I had seen in the past. The single discs and smaller groups have a much smaller haze surrounding them that is quite faint and dull. I was thinking how the UFO may create this haze, and if there was anything important that could be learned from this observation. Here is what I considered.

Firstly, it has been common knowledge with UFO Researchers for many years, that the haze surrounding the UFO is caused by ionization of the surrounding air by the energy produced by the UFO in flight. I agree with this assumption, for it does seem to explain it in a feasible way.

In the sighting with the 200+ objects in the group, the white haze seemed to be a ‘multiple effect’, way beyond what would be considered normal just because there were more objects in the group. It was as if, the potential energy produced by this group of UFO’s was astronomical. This was displayed by the extent of the surrounding white haze. To explain what I mean, I will use the following example.

A 1.5 volt dry cell torch battery, will not light a 6 volt torch globe alone. Connect four 1.5 volt batteries, and the 6 volt globe works. The batteries aligned in series multiply the capability of each individual battery, producing a voltage far beyond the capacity of each individual battery. Now, the torch is able to shed a beam of light from the 6 volt globe. This light beam from the torch is ‘wasted energy’,

for while it is on, the batteries are using energy, to eventually drain flat and become useless because there is no voltage left in the batteries. They have to be recharged or replaced to replenish the 6 volt light beam.

What if the energy expelled from the batteries to produce the light beam, could be replenished by the same batteries? The beam of light does its job of lighting the environment, but instead of being “wasted energy”, is deflected and reinstated as energy back into the batteries. The energy could be reused and be considered “Perpetual”. Some loss of energy could be said to occur because of the stage when illuminating the environment. But if this could be boosted electronically, it could be classed as Perpetual. This is what appears to be happening when the UFOs congregate to fly in groups, especially large groups.

Our Scientists say that migrating birds when flying in “V” formation conserve 71% of their energy. This could well be the reason why they do for it makes sense. This is Nature finding ways to conserve energy for long flights. The UFO could fly in the “V” formation for a similar reason. They could be making use of the inter-reaction of the energy contained within each UFO craft, and when locked into series [like the batteries] now have available to the group of UFO’s, much more energy for flight. Less individual energy is required for the task. This effect of “Interlocking Energy Exchange” could be what we are seeing when we observe UFO’s in flight, and surrounded by the white haze effect.

Now back to the battery example. Imagine the power we could generate if we grouped in series, 200 1.5 volt batteries, and were able to re-direct the expelled energy back into the batteries. We would have a combined total of 300 volts of useable, renewable perpetual energy, all from a series of 1.5 volt batteries. This would make a very bright light from a torch. And could possibly be a great potential power source for one small battery to tap into.

Next step would be to regulate the 300 volts generated by the batteries down without loss of power, so that it will successfully illuminate the 6 volt lamp. By doing this, the potential life span of each battery would be greatly increased, even if the self replenishing perpetual influence was not available. This effect could also apply

to the UFO when flying in groups and formations. You do not rev your motor vehicle to 8,000 RPM when driving through the town speed limit do you? No, you conserve energy when necessary, and only use the required energy for the task at hand.

If by flying in groups, the UFO can 'tap into' the surrounding 'Energy Field' generated by the group as a whole, than the energy required by each individual UFO required for flight, is dramatically reduced to accomplish the same task.

The use of this 'Accumulative Energy' would also assist the group of UFO's when voyaging through Space between Star Systems. The increased amount of energy available while grouped together in Space flight, would have the same increased available energy as the 200 1.5 batteries aligned in series. The potential power production of the individual UFO is multiplied many fold. It is like saying a 1.5 volt battery can fly at 1.5 Klm/hr. In a series of 200 1.5 batteries, the potential speed of each battery when in that series, would be 300 Klm/hr. If this same principle was applied using technology that at this point I do not understand, than once the 'Multiple Energy Potential', and 'Perpetual Energy' principle could be established successfully, a group of flying vehicles would be capable of reaching speeds close to the speed of light. This is only an idea I have briefly thought about since witnessing the huge white haze surrounding the group of 200+ UFO's. What do you think?

Video evidence.

Not being very pleased with the 35 mm still photographs I had taken during the April 1998 UFO "Flap", I decided to shop around for a suitable video camera that would allow me to video at night under low light conditions. This was an essential feature if I were to capture the dim illumination of the UFO's I had already seen. Just released onto the market at that time, was a Sony 8 mm analogue camera featuring zero light lux and near infrared night vision. This was exactly what I needed. Now I was ready to attempt night filming of the UFO. From now on, I have used the video camera as an invaluable research tool. Not only could I now record the UFO on video, but also record the ones I missed for some reason or another, by recording a verbal description of what I had witnessed on tape.

This could be later written up in my reports. By the end of April, my observation of UFO's continued.

The type of UFO, either disc, probes or other types are interesting to record. The discs around through years 1996 -'99 that I had been able to observe have not returned as yet. It will be interesting to see what time period will lapse until this same type of disc returns. I am sure they will return, it is just a matter of time. I suspect this will be late 2008 due to the 20 year cycle I am proposing.

I will include a very small sample of the data gathered by using the video camera as a Diary of events. This may inspire you to do similar. It is from this type of data collection, that the extent of UFO activity can be judged, and compared to other events in subsequent years. It is from such data, that "Waves" and "Flaps" of UFO activity can be studied, and individual sightings more easily remembered.

April 30th. 1.03 am.

A group of approximately 30 UFO discs surrounded by white haze flying toward the North-West at around 4-5,000 ft. at high speed. They flew across the N-E quadrant of the Grafton City town boundary, over the Clarence River toward Junction Hill 4 Klm North of Grafton. Tried to video them, but indiscernible on the footage.

April 30th. 19:15:00 hrs.

High altitude pulsing light on fast object. Not an aircraft, for I have seen these objects numerous times since. They only appear when UFO activity is happening. The strobe sequence is slow and sometimes irregular. The strobbing bright white light seems to strobe 'off' rather than 'on' in some instances. Meaning, that the object is illuminated by the bright light, and then fades out. The long object is often still seen on video at full zoom between strobes. This one was heading south when looking West of Grafton.

May 11th. 18:08:00 hrs.

Bright 'Satellite' type light. Slowly moving from West to East above scattered cloud. Lost from sight when very low on the Eastern horizon. These objects are not man made satellites. I have seen thousands of satellites over the years, yet these are different.

UFO DOWN-UNDER

The only time a satellite is seen to be bright in the night sky, is when at low altitude. Minimum altitude for satellites in orbit is around 100 miles above the earth. They have to be high enough not to be effected by Earth's gravity, and the resistance from Earth's atmosphere. Most Satellites orbit in the 200 to 350 mile altitude. Some are over 100,000 miles out, but only a few. The Space Shuttle usually orbits at 400-450 miles altitude. Sometimes these bright 'Satellite' type objects, are only a matter of 100's of feet altitude. They are small in size, less than 2 ft. [60 cm]. I will call these particular objects "UFO Probes". Some flare up very brightly when over town.

May 20 and 25th. Day and Night.

RAAF chopper and FA18 activity locally. Could have been organised maneuvers. Some choppers also seen night flying. One just above tree top across the road from where I was standing. I could hear it coming, but was surprised to see it so close. Only one fast flashing red light seen on the chopper, otherwise black. On the 20th. jets at 19:00:00 and 19:20:00 hrs.

May 21st. 17:30:00

"UFO Probe" object approaches from S-W heading N-E. Slowly lost from view low over neighbour's roof. Sky still twilight at the time. Object 4-5,000 ft. altitude.

Triangle Formation of UFO's.

June 8th 1998

20:56:00 hrs.

At first I noticed two bright white moving objects low in the Western sky. It was not until I noticed a background Star through the formation did I then realise there were in fact three objects in Triangle Formation At first the top two objects were bright, and the lower object dim. The brightness soon changed, so that the top two dimmed down, and the lower one brightened. They were slowly moving toward the S-S-West then faded from sight into the distance.

20:59:30 hrs.

A single similar UFO, very slowly moving North to South into the same part of the sky as the above Triangle Formation had just been.

21:05:00 hrs.

My attention was drawn to a series of fast flashing white lights that seemed to be just behind a nearby bush. I quickly walked the short distance that would allow clear vision of what was happening. There seemed to be several small flashing lights moving as if randomly switching on and off, and were positioned around the perimeter or underside of a circular object. The very low altitude of around 30 ft. [10 metres] only two or three house blocks away would fit these criteria. The object was not seen; just the lights I presume were attached to it. They moved a short distance south then were lost from view.

June 18th. 1998.

18:35:20 hrs.

“UFO Probe” object approaching from the West. Quickly flares up brightly when directly over Grafton, then fades out within a short distance. Now unable to be seen as if extinguished all illumination.

22:38:00 hrs.

Strobbing light high altitude heading north. This object flashed a less intense secondary strobe 5 seconds after the first, then another primary strobe after 13 seconds. [Repeated]

June 19th. 1998.

22:05:00 hrs.

Hoax garbage bag device heading North over the Western boundary of Grafton. Device then turned west and continued this path until it flared up and down in brightness a few times to then extinguished after 8 minutes.

22:15:40 hrs.

Second hoax device, same path, altitude and speed. [Same air currents for drift. Same launch site.]

22:58:00 hrs.

Third hoax device, [As previous]

23:18:00 hrs.

Fourth hoax device. [As previous]

July 19th. 1998.**17:56:30 hrs.**

Strobbing light slow moving low in East. Strobe every 12 sec.

18:04:00 hrs. “UFO Probe” object low and quite large, moving to the East over Grafton. Lost behind trees.

July 20th**2:11:40 hrs.**

Strobbing light moving South at high altitude. Some strobes very bright and flashed every 12 seconds. The bright light from these strobbing objects is generated from the object itself, not from reflecting sunlight off a rotating or tumbling “Satellite”.

They are not a high altitude aircraft either. There are no other coloured lights seen on the objects, and the strobbing lights are not sequenced fast enough to comply with aviation requirements. These objects fly a long distance between the 12 second strobe flashes.

18:49:00 hrs.

Pulsing light moving East in the Northern sky at moderate speed at high altitude. [When objects visually appear to be “Satellite Height,” I call it so. Even though they are not satellites.] If these objects were satellites, how come they are not seen throughout the year? They are only here and visible spasmodically during times of UFO activity. When I class an objects illumination as “Strobbing”, it flashes similar to a camera flash. A “Pulsing light”, has a discernible build up to maximum brightness, then a reduction in brightness to the dim illumination stage. The sequence is then repeated. The strobe from some of the objects is so bright, that on the video footage it appears as if the whole object itself is lighting up rather than a smaller light attached to the object.

You may wonder why I am listing these “Strobbing Lights” here. You may think them insignificant. You will notice that the sighting of these particular objects will subside and finish, just as the “UFO Probe” objects do. Because of this obvious pattern, it becomes significant to record them. A researcher somewhere may pick up on it, and may discover something during their observations of these objects while Skywatching that I have missed.

August 9th. 1998

18:44:00 hrs. "UFO Probe" type object 'medium' altitude has pulse every 23 seconds in Northern sky, W-E, slow speed.

19:08:00 hrs. "UFO Probe" type object suddenly illuminates at low altitude just past overhead. Bright at first, then fades as it very slowly moves North. Suddenly fades from sight within a short distance, as if switching off.

August 10th. 1998

19:02:00 hrs. "UFO Probe" type object, low altitude, passes directly overhead heading North. Illumination described same as previous above. This appears to be a characteristic of this type of object.

August 11th. 1998

18:32:50 hrs. Two "UFO Probe" type objects heading S-East at 'medium' altitude. They cross flight paths.

August 13th. 1998

18:41:40 hrs. Group of UFO discs surrounded by white haze flew Northern boundary of Grafton from East to West at around 1,500 ft. altitude. Group of 8-12 discs too faint to show on video.

August 14th. 1998

20:15:00 hrs. Hoax device East of Grafton C.B.D.

August 18th. 1998

18:44:00 hrs. "UFO Probe" type object 'medium' alt. heading South.

18:52:00 hrs. "UFO Probe" type object low alt. slowly heading South. Bright at first, then fades slightly, and then suddenly 'switches off' within a short distance.

20:18:00 hrs. "UFO Probe" type object low alt. East of C.B.D slowly heading East.

August 22nd 1998

18:25:00 hrs. "UFO Probe" type object 'medium' alt. heading north passing overhead.

19:02:00 hrs. Hoax device drifts from West to East over CBD. This is a 'Double'. It has a second firelighter suspended below the garbage bag by a 2 metre length of thin wire. These are much brighter and more spectacular than the single burn.

August 24th. 1998

19:31:00 hrs. Group of UFO's fly only 200-300 feet overhead toward the North. The 3 or 4 dim fuzzy yellow objects were not clearly seen due to their fast speed. I was able to follow their movement just long enough to see the fuzzy yellow of the objects. There were other small groups and single UFO's that flew at low altitudes over town. I have seen them at altitudes between 100 and 2,000 ft. at high speed flying in all directions at various times.

They seem to choose flight between these low altitudes, to avoid detection by visual observation due to their speed and dull illumination. Also would avoid Radar detection and be well below aircraft altitudes. It seems a low altitude, but when you think about it, a safe one for them. You just need good quick eyes to pick up their movement.

Close "Partial Plasma" UFO

15 metres away.

August 24th. 1998 22:25:30 hrs.

I personally consider this sighting very important, and instrumental to the identification of real UFO's of the orange type, when compared with the "Hoax Garbage Bag Devices".

I had been inside taking a break from my usual nightly Skywatching vigil, when I just had to have another brief look outside the kitchen window. My attention was immediately drawn to a very bright, bronze coloured object close to the house. I grabbed my video camera, raced outside and began video taping the unusual object. It was just over the neighbour's fence line, and only around 40 feet [15 metres] altitude. I knew this was not a hoax device because of the colour and unusual nature of the illumination surrounding the object. Because I knew this object was NOT man made, I began to shake. It was so bright and very close. My human nervous reaction to such a close encounter with something unknown had started my

uncontrollable shaking. You can see this in the video footage, and hear it in my voice as I commented on my reaction.

The unusual illumination was like a 'Partial Plasma' emanating from the whole surface of the object. The nature of the energy forming this Plasma was unlike anything I had knowledge of. I call the illumination from the object 'Plasma' or 'Partial Plasma' because, if I had to draw it, I would draw "vertical parallel dotted lines of energy". The whole thing was 'alive' with this radiating energy. Because the surrounding energy from the object was of such brightness, I had also called this type of object, 'Radiant Plasma'. The nature of the actual energy surrounding the object could correctly be called, 'Particle Plasma'.

Plasma, based on the high electrical discharge produced when electric welding. The exchange of molten iron from the welding electrode to the metal being welded together is called a "Plasma Environment". The molten metal is exchanged within a highly charged electrical "Plasma Field".

The object itself was small in size, only around 1 foot [30 cm] diameter. It slowly moved toward the South just clearing the tree tops as it continued directly over Grafton C.B.D. The object was lost from sight way south of town. Even when watching through the video camera at full zoom, the object remained illuminated and did not fluctuate or flicker as the hoax devices are seen to do. I have a side-by-side comparison of this object and the hoax device on my DVD "UFO Down-Under" Vol. 2.

This was a rare opportunity to capture this object while so close, so that comparisons could now be made. Both the real UFO and hoax device footage was stabilized and "False Colour Enhanced". This enhancing feature enabled a look into the heart of the illumination source. From this, we can see the size and shape of the actual object 'hidden' within the bright illumination. It also shows the manner in which the illumination is generated, either surrounding or ejected from the object.

The UFO is fully surrounded by the illumination 'energy' produced from the whole surface of the object. The "Hoax Device" shows the fire-lighter flame is flickering up inside the garbage bag, and is fully contained within the bag. Both objects were close when

videoed. This is why each is a good example to be used in comparison. The two objects are totally different. The features to look for are the way the illuminations are generated.

CHAPTER EIGHT

How to See UFO's And Photograph Them.

If you have never seen a UFO, than by following my instructions, you will get to see one. I almost guarantee it. Once you get the idea of the procedures, and familiar with the “indicators” that I will explain, you will have little trouble following the return of the UFO when in your location next time, unless you are blind or vision impaired. This would make it impractical you must agree. My comments are based on my personal observations, and experience gained during extensive observations over my location, and the success of seeing, photographing and video taping UFO's particularly since 1996.

Introduction.

There is some background knowledge you should be aware of first. The UFO is not around all the time. So do not expect to just walk outside, look up and see one. It does not work like that [unfortunately]. The UFO visits in what are known as “Waves”. “Flaps” occur during this “Wave” period or can be the actual beginning of a “Wave” situation. This is the time period when you will have your best and usually *only* chance to see them. When there is *no* “Wave” in progress, you will *not* see UFO's.

UFO “Waves”.

A UFO “Wave” is when a usually small number of UFO's are seen spasmodically flying over a given location over an extended period of time. This period of “Wave” activity may last for 2-3 days, several months, even years at a time on rare occasions as we have just experienced during the 1990's, and may be experience again in the next few years. [2008-20?] The UFO can appear day or night, high or low altitudes, brightly illuminated or dull [barely visible] and move

slowly or very fast. The variation is broad and unpredictable, so you need to always “expect the un-expected”. The idea is to become aware of the very first sign of UFO activity, so that you can observe them during this time until the end of the “Wave” period.

Remember, that when one UFO is around, there are most probably more to be seen. So if you see one, keep looking. This is how you can experience UFO “Wave” activity.

A “Wave” of UFO activity will usually build up in sighting numbers to a peak, then decline until no more are seen. You will then be back to ‘normal’, or no UFO activity. The peak of UFO activity during a “Wave” is less in numbers and intensity, then the activity seen during a UFO “Flap” situation.

UFO “Flaps”.

A UFO “Flap”, is a large number of UFO’s over a location usually only for a short period of time. This is intense UFO activity at its best. UFO “Flaps” are most interesting and rewarding if you have one over your location, and you are vigilant enough to be witness to the incredible events that unfold before you. It will be an experience that will change your world forever.

Unlike “Waves”, UFO “Flaps” usually begin with full-on UFO activity, even if you have not been seeing or noticed the “indicators”. There is no guarantee that each “Flap” situation will be the same in all cases, and are difficult to compare with previous “Flaps”, because each “Flap” event is unique in the type of objects that will be seen, the number of objects in the event, and the type of formations and groups they will be seen in. This is one interesting aspect of the UFO, the vast array of types of objects you will see. Size, shape and colour are not a ‘standard’ identifying feature with UFO’s. However, many of the same type of UFO may in fact return during the next “Flap”, but expect other types too.

Usually, your first sighting of an unfamiliar UFO will through your mind into confusion. Your natural “Human Instinct” will try to identify and analyses while you observe. The first thing that you think is, “what is it?” Then your mind takes time to tell you, “It’s a UFO!”

This happens especially with a close sighting. Then, when you realise what you are actually looking at, you get excited and possibly begin to shake or get nervous, even panic depending on how close or large the object is. This is a natural human “Survival Instinct”, but you quickly get over it. The more distant sightings do not have that ‘impact’ upon your thought processes.

UFO “Flaps” usually consist of the UFO disc and orbs, maybe even Cigar Mother Craft, and Triangles in some countries around the world more so than others. These discs vary in size from less than 1 metre (2.5 feet) to 100+ feet in some reports from around the world. The discs I have seen were about 1 metre [even less] to 3 metres (10 ft.) dia. However, some of the high altitude ones could have been much larger.

A “Flap” will have UFO’s flying in small or large groups, usually surrounded with the fuzzy white haze of ionized charged air surrounding each object when seen in the atmosphere. Boomerang formations of various numbers of objects. There seems to be a set type of Boomerang and “V” formation for the disc UFO.

The ‘Staggered Boomerang Formation’ seen in the photo from the early book on UFO ‘Flying Saucers Have Landed’ by Desmond Leslie and George Adamski taken by Carl Hart Junior of Lubbrick Texas 1957, seems to be a specific formation rarely seen. I will presume that when you see this type of formation, then you are in for one big UFO “Flap” event, so be ready if you see one of these.

The “V” Formations of either five [5] or seven [7] UFO discs appears to be another ‘typical’ or ‘Standard’ formation used when the UFO is on the move. This is the most common formation UFO’s are seen when in numbers other than what I call ‘Loose Groups’. These are unorganized groups with no obvious set order, where the individual objects may change position within the group while in flight, whereas the Boomerang and 5-7 object “V” formations show that the objects in them, are literally ‘fixed’ or ‘locked’ into the formation during the full flight sequence as observed.

There is also the ‘loose “V” formations’ that are more randomly or chaotic in their positioning within the formation, when compared to the formations described above. These are similar to how flocks of birds form their “V” formations when flying to migration

areas. One 'arm' of the formation may not be geometrically opposed at the suitable angle, therefore looks unbalanced or 'scrappy', even not at all straight as you would expect from such apparently organised life forms as UFO's.

"Flaps" may last 1-3 days, usually not lasting for any great length of time. "Flaps" may then reduce to the "Wave" situation and last months or years. If we look at the major UFO activity years, you will notice the peak periods for World Wide UFO activity during the decades of the 1950's, 1970's and the 1990's. Can we expect another world wide influx of UFO's in major "Flaps" in 2009? It is highly probable. There are periods of time between these dates where there is still UFO activity, but not on the general scale of continuous UFO activity during these decades. Each of these decades produced high incidence of UFO "Flaps" world wide. Between these decades, "Flaps" were more localized to various countries, and may not have been the same type of UFO usually seen in the big "Flap" years, and less spread around the world. More like "Wave" activity of various intensities.

Skywatching.

Firstly I have to say, that Skywatching is just what the word implies, "watching the sky!" In recent years, some persons in the UFO field insist on calling this underestimated activity a "Night Watch". So what would that make day time Skywatching, a "Day Watch?" Over the years, the dedicated Skywatcher from around the world have always referred to this activity as "Skywatch". We need to maintain continuity of this UFO activity as 'standard' terminology. It is already 'set in stone' as the accepted word for the activity, so lets keep it that way. A bit like this twist on an old saying, "You can not teach a new dog, old tricks".

Some in the UFO field do not consider the Skywatcher as a true UFO Researcher. I can assure you, that it is true Research of the highest order. It is in reality, on the front line of UFO Research. Skywatcher's work in "The Now" time period, not in the past by flicking pages of old books looking for answers. It is the dedicated Skywatcher around the world that are getting the most and best UFO video footage that the world ever sees on the UFO subject.

If it were not for this dedicated few, the world would be lacking many hundreds of hours of some of the most amazing and important UFO footage ever taken. Imagine relying on the supply of chance footage where all we had to rely on was the 'chance' capture of UFO on video? How many of you carry a video camera with you all day every day? Very few I would imagine. One has to make the time and effort, and have the patience to be successful, and have the knowledge on identification of what to film. It all comes down to accumulated experience, and we all have to begin somewhere.

It is when a UFO Researcher/Skywatcher has over the years, spent hard earned dollars on suitable video equipment, spent thousands of dark, often cold hours at night and hot hours during the day Skywatching. Looking and learning how to identify the signs of UFO activity, then actually getting good video footage of genuine UFO's that makes all the effort worth while and satisfying. There is now some "hard evidence" to study and analyses. Even though some say that video or photographic evidence is not hard evidence, it is the next best thing to holding all or part of a UFO in your hand, especially when you take the footage yourself and know that it has not been tampered with. At least you have some NEW evidence to study. And this study and analysis of footage is also ground breaking research. How many people around the world are seriously doing it? A limited few.

It certainly is a controversial aspect of UFOlogy, mainly because very few do this type of research because it is so difficult. First you have to get the images. Very few in the UFO Research field have actually seen many, if any genuine UFO. That makes it difficult does it not? Then you have to get the suitable computer programs that will do the job you want. You learn what you are doing by many hundreds of hours experimenting, and learning how to accurately interpret the results. No University course for this type of work is there? Besides, who would teach it? In recent years in Mexico, they have seriously delved into this field through computer labs in learning institutes. Mexico City Skywatcher's, known there as "Vigilantes", were very successful during UFO "Flaps" in the 1990's, and resulted in hundreds of hours of video footage of genuine UFO suitable for computer analysis. This is great stuff. They were learning as a result

of their dedicated and combined efforts. Way to go boys and girls! Yes, other countries around the world have their video and photographic analysis facilities, either business or private personnel, this is, and will be an expanding aspect of UFO research as more footage is taken. New computer software in the future will greatly assist this method of video and image analysis, and more UFO Researchers may eventually see the advantages of such research, and the new information that can be gained by identification and detailed analysis of the genuine UFO. It sure beats sitting by the phone waiting for it to ring. Or scratching your head wondering which of your 5,000 UFO books had the information you wanted to scan into your next magazine article. But let's get serious.

Personal observation of the UFO is the most rewarding and self educational way possible, where we can learn what the UFO is about. The study and analysis of any resulting video footage, no matter who takes it, or where it was captured. The opportunity to learn is greatly enhanced, purely because some dedicated Skywatcher has been rewarded for the thankless hours put into Skywatching, just to get a few seconds or if lucky, minutes of footage of a genuine UFO. Can you imagine a Micro biologist writing a thesis on microbes, when he/she has never studied them through a microscope? There would have to be a lot of guess work go into the thesis, or cut-and-paste from someone else's hard work.

There are a few ways you can become aware of increased UFO activity. You can monitor various UFO email lists, UFO sighting report centers, attend UFO group meetings or you can become aware of UFO activity in your location by your own observations. And this is what this book is all about. You personally become aware of the UFO activity over your location. You will get the knowledge first hand, and see with your own eyes what is happening. You will be on the 'front line' as it were. And Skywatching is the ONLY way you can do this with any real success.

You can Skywatch from your own back yard or roof top if in an apartment complex in the city. The best locations are naturally, in rural areas, because you do not have the night sky masked by city lights. Find a location that is comfortable for you. Have at least two suitable observation locations.

One for your every night observations, and one location with a greater expanse of clear sky area. Use this second location, if you become aware that UFO activity is beginning or in progress. This is where you will see more and video objects for longer duration.

Skywatching Tools.

If you know there is UFO activity around, you should try to photograph them if possible. This way you have images not only as proof, but have images that can be studied and analysed by experienced researchers. Get to know your equipment well. Practice using it in the dark, so that it becomes natural to make suitable adjustments like shutter speed, aperture settings, focus and zoom. Best to experiment with your camera settings and lenses before UFO's are around, so you a ready and waiting for them with loaded cameras.

35 mm Still Camera.

Still cameras are handy, but are not suitable for all recording of UFO's, especially at night. UFO's are not always bright illuminations that stay around long enough to click a photo of. They are usually [but not always] fast moving dimly illuminated objects at high or very low altitudes, just above tree or roof top. Under these circumstances a still camera us useless. Using the flash does not help.

Still cameras, especially for night photography, are best set on a sturdy tripod using fast colour film (400-800 to 1600 ISO) and a cable release.

Set the exposure time to bulb where the shutter remains open until manually released. This will record the movement of an illumination of a medium to bright object at night. A motion trail will be recorded indicating the path of the object. Any variation in the flight path will be recorded as a curve in the trail. Thus, indicating a possible unconventional craft. If the illumination in question is slow and bright enough, do try a still image of it.

Film cameras produce very high resolution images that can be greatly enlarged, so should be used in appropriate circumstances. Just make sure you have a reliable processing lab to develop your film, so you know that you will get your film back.

You can also experiment with different film types. Infrared colour and B/W, 400-800 B/W force processed for higher ISO ratings. There is also an Ultraviolet film available. Special filters must be used with these types of spectrum wavelength films. Standard 400 ISO colour can be force processed. Use this if you think the dim object may not come out in the photo.

If you photograph an object and you think force processing is needed, then change film even if there is most of the roll left. The process may overexpose anything else on the roll. If you want to try "motion trails" then only use a standard lens of around 55 mm f1.8 or f2. These fast lenses are best in capturing light at faster shutter speeds.

The use of telephoto at night will greatly reduce the light able to reach the film in the short time required for a steady photo. Best to leave your still cameras for daytime, unless bright objects are close range are around. You work it out after tests.

Digital Still Camera.

Digital cameras are less practical at night, and best kept for daylight photography. Their light capturing capabilities are not yet to the standard of sensitive to light film cameras. However, if you already own one, then do have it with you if that is all you have. A 5Mp or higher is best.

Enlargements and analysis of digital images have some problems with pixel size, and super zooms onto an object captured, has less resolution. Keep this in mind. Unless you have a Pro SLR digital, then you may not be able to attach a variety of lens, like telephoto with 3X Tele-converter. Otherwise, you can use your digital for landscape shots of the areas you go to, or interesting locations where UFO have been seen. Start you files on the subject. You will be surprised how much interesting information you can gather relative to the subject while you are out there waiting and watching for UFO activity. Some digitals are reasonable in taking time exposure of the Stars in the Milky Way, or for Star trails. These need to be on a tripod, and using a lockable shutter cable. You may have to enhance the results on your computer for best results, but this is an introduction into useful enhancing techniques that you will use later if you wish. Experiment

Digital are good for “Spirit Orb” research and experiments.

Video Camera.

Video cameras are the best Skywatching tool you will have to record UFO's. If you already have a video camera, then use it. If you intend buying a new video camera, then these are the camera features your new camera should have.

Digital or High Definition. - Digital cameras produce clearer and overall better images than analogue cameras. They hold colour better, especially reds and orange colours, and more successful video enhancements if you capture something worth looking at. The 3 CCD digitals are best, though more expensive. It is your choice on how the images are stored. Use a digital tape, either 8 mm or mini-digital tape, DVD record or HDD which today is the latest. Or, whatever you can afford. However, there are other important features you need. The best combination of features in your price range is your camera.

Zero Light Lux - Will capture dim illuminations at night. A must have for UFO filming.

Infrared Night Shot - This feature gives you the capability to “see in the dark”. It is better than using the standard video setting, but you have no colour with Night Shot. It is near Infrared, not true Infrared, and so do not expect to have the night lit up like daylight as the Generation 3 or 4 Night Scopes do, yet it is a useful feature under a variety of circumstances. Better to have it as a choice than not.

Super Steady Shot - A must for hand held cameras to reduce motion, especially at high zoom factors with a hand held camera, as most of your filming probably will be.

Some steady shot cameras make the image ‘jump ahead’. This is if you are filming a bright object at night mainly. The steady shot mechanism in the camera, lags behind, then catches up in an effort to keep the image stabilised. This can give the false impression that the object has ‘jumped ahead’ suddenly, where in fact it has had a steady flight path. Just be aware of that when viewing the resulting footage.

High Optical and Digital Zoom Power - The more powerful the zooming range the better. Most of your filming [even at full zoom] will be using the optical zoom ONLY. Try to buy the highest optical zoom camera that has the full list of features suggested here, around 40X magnification.

Only use the digital zoom if the object is slow moving, or at very high altitudes. [Better you get something rather than nothing]. Get into the habit to only using digital zooms momentarily, just to get some footage, and then zoom back to full optical zoom.

High digital zoom gives too much pixelisation of the image and distorts it. Do not over do the zooming when filming something important. Steady as you can, and frame the object at best zoom for a while, then zoom in momentarily then zoom out again. You want the clearest steady footage you can get. You may have limited chances, so do the best you can. You will learn for next time after viewing your footage. You study and learn from previous efforts.

Tele-converter Lens - One accessory that you should get is a Tele-converter lens. These screw into the lens filter thread, and multiply your zooming power. I use a 3X, but 2X and 5X are available. You will never use the full capabilities of the 5X, because it is just too powerful and difficult to frame the object. Focus is also more crucial.

Tri-pod - I have tried using a tri-pod for general readiness to film UFO's with the camera attached. You will not get any fast or overhead objects like this. A tri-pod is best used for distant or slow moving objects, especially daytime. You can use your full zoom and get steady images on a tri-pod, but are not practical for general use.

Hold your camera in your hand at the ready for any activity. If you consider the tri-pod should be used, then attach your camera. A good quality fluid head tri-pod like the Miller brand is best. Cheaper ones are too jerky when panning, especially at high zoom power. A quick release and attach feature speeds up camera attachment.

Video Tapes - Try different brands of video tapes. Some brands are better for night filming, for they respond better to low light conditions. Best quality available and have a good stockpile. NEVER record over

a tape that has genuine UFO footage on it. That is the best quality [rare] image you will get, so keep it in a safe place. There may be incidents leading up to, and following an important event that may be required by Researchers during analysis. You also retain the full sequence of the recorded event. Future analysis tools may find features not immediately discovered during analysis today. If you are using hard disc drive cameras, then load your footage onto DVD at the highest resolution possible, so that you have access to this footage if and when analysis is done. Make two [2] copies incase one disc fails.

Powerful Torch, Strobe Light or Laser Pointer - If you want to see if you can get a response from a UFO, flash a torch light, portable strobe light or laser pointer at it. Do this while filming so you can record any response. They sometimes do respond.

Video Camera Settings.

It is important to set your camera so that you are ready in an instant to record an event, so setup before venturing on your Skywatch session. Always have your camera ready at short notice incase you need it in a hurry, which you sometimes will, when you become aware of the UFO video capture possibility you are now involved in.

Focus - Set to Manual Focus, and never use Auto Focus. Auto focus will try to “search focus” on small points of high contrast light [especially at night] and automatically zoom in-and-out, resulting in footage that is useless. Even daytime footage, if filming a small distant or high altitude object in a clear sky may fool the auto focus setting. You want to be able to get clear focus on an object immediately you have it in frame, and keep it focused. Sometimes you only have seconds to film an object, so good instant focus is a must. There is already too much out of focus footage out there.

Many are ‘fooled’ by the common “Airy Discs”, resulting from out-of-focus cameras, and falsely claim they are true UFO’s. Experiment with different lighted objects deliberately out-of-focus, so that you learn what they look like, therefore establishing a database of knowledge of your own.

Always test your manual “Infinity” focus first thing on the most distant object you can see, usually a Star at night, or the horizon during daytime. Most cameras have an auto infinity focus switch, use this if you are unsure, and then test it on distant objects. Once you have this done you are ready, and can be assured anything you film will be in instant good focus. Even closer objects will be OK on infinity focus.

Shutter Speed - Normal shutter speed is set to 1/50th of a second. Use this for all night time filming. Higher speeds at night result in ‘jumping’ images. If filming in daytime, you can adjust to the highest setting of 1/10,000th of a second if you wish. Use this setting especially if you want to mount your camera on a tri-pod and let free roll if trying to capture the so called “Rods” [insects?] or fast UFO flyovers. Fast shutter speeds stop motion blur, and result in better image enhancements during analysis.

Aperture Settings - Most video cameras have a feature where you can change aperture settings for different light conditions. These are either auto pre-set by the turning of a dial to adjust, or a full manual adjustment or a combination of both. Get familiar with this setting on your own camera, so that you can adjust for best lighting conditions at the time. Day time is easy to adjust, however, night time adjustments are more critical. Find the setting that allows the most light into the camera at night. You will see this in the viewer.

On the zero light lux cameras, you may find too much light available for clear filming and the viewer shows background ‘hash’. If this is happening, adjust the aperture back just until the ‘hash’ reduces to a nice clear dark screen. Test while viewing faint Star Clusters is best. This also applies if using the infrared night vision feature.

Camera Viewer - Even though your camera may have a fold out side viewer screen, only use this when tracking a slow moving object already framed and easy to follow. Otherwise, always use the main viewer that is mounted parallel to your camera. This allows instant locating and framing of an object, especially small or fast moving objects.

You can raise the camera to your eye while looking at the object and instantly find it. By keeping your other eye open, you can increase your chances of instant framing onto it, and may also see it in real time to see any changes in colour or brightness. A B/W viewer will not show any colour changes.

Audio - Try to record as much important detail of your sighting as you film, by speaking clearly enough to understand when you play the tape back. Record details like, direction of approach of the object, its location in relation to known ground based objects, mountains or towns etc. Note any visual features or changes in appearance, or direction change the object may take. If it passes a Star that you recognise, name the Star or Constellation. Basically, record all useful information that researchers can study in future analysis for identification purposes. If the object is lost behind a tree or cloud, say so on the video audio. This establishes why the object suddenly 'went out'. Also record your feelings and thoughts at the time.

Time and Date - These are important details to record at the time of a sighting. You can leave the time and date display on at all times if you wish. This establishes a date of the event, and time duration of the sighting. Duration between any strobbing and flashing features from the object can be accurately calculated. All this information can assist identification and analysis of your footage at a later date.

At night, it is best to turn on the time and date display and record this for a few seconds, then turn them off. After you film an event, then immediately turn the time and date display back on and record another few seconds identifying the time with the previous recorded object. This will establish sighting details. Not having the time and date displaying while filming an object at night, gives you a full dark screen when previewing the event, without the brightness from the time/date display, yet you still have it recorded for identification purposes.

Now that you have your camera ready, or just want to see if there is any UFO activity, go to your chosen observation location and start observing the sky. This is the very first step you have successfully made in observing UFO's, and becoming a successful Skywatcher.

Best Time - When checking for activity, just after sunset to around 9 pm are the best times. Start your first observations in the early evening, because you will see any dull illumination moving in the darkened sky that will be the first signs of possible UFO activity.

Once you have a little practice in adjusting your eyes to the various altitudes by varying your eye focus, you will be gaining a more controlled viewing skill that you will notice improve over time. If you do not see any “indicators” between these times, then the chances are that there is no activity around your location at this period of time. But, do try again later in the evening, because the UFO may be overhead only once in a night. It is being outside in ‘their’ environment that heightens your chances of seeing them. Try again to-morrow and again the next night, and the next, and the next etc, etc, etc.

When you do see signs of UFO activity, then you will see them any time of the day or night. When you see one, there is usually more about.

Preparing Yourself. The Secret to Observing UFO’s.

You now have to begin training your observation skills. This is the most difficult part. Do this and you will reap the rewards.

1. Patience - You will need to spend at least one hour in this location. It takes a good 10 minutes to adjust your eyes to the sky conditions. You will have to overcome the “impatience barrier”. Self discipline has to be learnt, and the boredom overcame. It is through development of this self discipline, that you will become successful and eventually see UFO’s. The wait will be worthwhile. Once you see UFO’s, boredom will not be an issue for you. You will become a keen observer.

2. Persistence - To see UFO’s the first time they visit your location, you have to be persistent in your Skywatching. Set regular times to begin Skywatching so it becomes a ‘habit’ that you look forward to.

If it becomes a burden, then you have to break that attitude, otherwise you will fail, and not see the UFO's you are pursuing. Fit it into your daily routine so it becomes part of your life. You have an agenda, and that is to see UFO's. Once in a while is not good enough. Remember, a UFO "Flap" may only last 1-3 days or nights, so you do not want to miss that do you? Persistence will yield results. After your first evening vigil, have another half hour look just before you go to bed. They may be around later in the evening.

3. Practice - You may not consider that you need practice just to watch the sky, but you do. You need to heighten your awareness, break the boredom barriers, and get familiar with the night time environment and the surrounding landmarks and buildings. But most importantly, you need to 'fine tune' your vision skills by training your brain through your eyes. You will understand these issues in a short time as you notice self improvement in your skills.

Practice educates you on identifying commercial aircraft flight paths as you collect a mental database of "what aircraft look like", their usual speed, navigation light arrays, altitude and their overall flight characteristics. Satellite directions, speed and size must be part of your "mental database".

Finally, meteors burn-up in the atmosphere and birds flying in groups and formations during the day and night. All the above have been filmed as UFO's by the inexperienced observer. You now have the opportunity to be one step ahead of many others if you follow my suggestions in these writings. You know the old saying, "Practice makes perfect". And it is so true. You will never be perfect, but you will be very well informed to make correct judgments on your observations over time.

4. Familiarity - You must get used to, and familiar with, the normal environment within your field of view. Take note of where the street lights, building lights, aircraft flight paths, radio beacon lights and any other 'normal' illumination in your area. Get familiar with the positions of the brightest Stars and Constellations in the night sky. Identifying these, can not only help pass time, but educate you. These may be used as future reference points when you see UFO's.

You will eventually be able to quickly identify an illumination that you know, from your observation experience should not be there, and take special notice of it. Get used to the flight paths, size, speed, and angles of approach and departure of satellites. You will need this knowledge for comparisons of high altitude objects at a later date.

5. Vision - Your vision development will improve over time. It is not something that is easy to master at first, but it will happen if you regularly observe the night sky for longer periods of time. There are two parts of your vision that need developing.

a) Night Vision - You will be basically training your eyes [brain actually] to “see in the dark”. You need to develop this, so you can see the fast moving faint or black objects moving against the night sky. Small dull high altitude satellites will be a breeze to see. You will pick-up small objects quickly.

b) Peripheral Vision. - Your side or peripheral vision will develop at the same time as your night vision abilities. They work together. You will notice things moving out of the corner of your eye, even from just behind you as you develop this ability. This alerts you to any movement, and allows you faster reaction times to film or observe. You will be observing larger areas of the sky at once, so that instead of looking at a small proportion of the sky, you will be constantly “scanning” the whole sky much faster and more accurately. It is a real advantage to develop this ability. You may develop your peripheral vision awareness to 180 degrees of your environment. I can sometimes see an aircraft or a bright object past 180 degrees. Once you tune your vision so that you are able to scan the sky quickly, focus back off the Stars, so you are now looking in an area or depth of the sky before the Stars. You will be looking *at* the sky, not the individual stars. This is how your peripheral vision will come into play. Practice this, and you will understand what I mean. You can do it, just keep training yourself while being aware of what you are developing, and why.

The Night Time “Indicators”.

Now that you are armed with the information just discussed and you are ready to develop your personal abilities, now let's go Skywatching.

At the beginning of a UFO “Wave” or during a UFO “Flap”, you will see what I call “indicators”. It is these “indicators” that we are looking for, every time we venture out to Skywatch. When there are no “indicators”, there is no UFO activity. They are directly associated with UFO activity. I have observed this cycle over the last 10 years or so, and it works.

For your sake, I hope there is no UFO activity around when you first go Skywatching, because this will allow you to ‘feel’ what it is like under normal conditions when there is no UFO around. It will also get you familiar with your surrounding location, and settle you down into a routine. You could be lucky however, but this would spoil you into thinking it was like this all the time, which it is not.

What to Look For.

1. Any fast moving dull to dark object against the night sky. Basically, any moving object not brightly illuminated. Look for the dull objects all the time, for the brighter objects will be easily seen. This is the reason you train your night and peripheral vision, you are looking for dull to dark moving objects. The UFO in the majority of cases is only just visible, and unless you have sharpened up your night vision and broaden your awareness, you may miss them. This is the main key to successful awareness of UFO activity, so concentrate on this aspect of Skywatching. You will eventually be rewarded, then realise why I insist you develop this method. Birds and bats do fly at night, but you will learn to identify these quickly. Sometimes the black objects are wide boomerang or sphere shapes and move very fast.

2. High altitude flashes of light. These will appear sometimes higher than satellite height. They may flash only once or 4-5 times. Appear stationary to slowly moving. Just mentally record these as possible “indicators”. Always try to video anything you consider unusual. Good practice. Get comparisons and evidence. One event

You will learn this over time. You need a series of “indicator” events to confirm possible UFO activity, so make mental notes of your observations.

3. Strobing Objects. These may appear at, or below satellite height, and strobe constantly at various rates. The main object may appear black [unseen] or fully illuminated, with the strobe even brighter. These can move very fast in a steady straight flight path not on commercial flight paths. Sometimes they have a smaller secondary strobe following the first brighter strobe. Here, they fly W to E and S to N and N to S. Sometimes these objects will come down into much lower altitudes and strobe extremely brightly, sometimes only one, or 4-5 strobes, then will not be seen again even through a night vision camera. They have no other lights, navigation lights or sound as an aircraft would. They are unidentifiable and considered UFO.

4. “Probe” The most spectacular of the “indicators” that confirm real UFO activity are, what I call the “Probe” type objects. These appear to be very bright silver/white lights at low altitude. [Sometimes mistakenly thought of as bright Iridium satellite flares] Your observation abilities are needed to calculate altitude, by referencing the angles of approach and departure of the object, relative to the angle in the sky compared to the horizon. These will sometimes flare up very brightly [5X brightness of Venus] and fade down to go out and lost from view over a short distance. Some [if not all], are spheres about 2 feet dia. but some are much larger UFO craft or smaller upright drum shape. The smaller ones seem to flare up over populated towns and cities, then go out once past city boundaries to fly off as a quickly fading small object. These are a real UFO. You will see this type of object on a regular basis through UFO “Waves”. When the UFO has gone, so will these “Probe” objects. I have seen them low over Grafton City at 3 am heading my way. When I returned to the window with my video camera after only 5 seconds, it could not be seen, but it should have been. I wonder if it was aware of me?

If you see all of the above “indicators”, than you are in a UFO “Wave” situation. You are now highly likely to see anything UFO. One type of UFO to look for is the dim illuminated rectangular

fast moving object. These range in size from 2-5 feet [less than 2 metres]. Now is the time to observe the sky every chance you get, day and night. The chances of day time UFO is heightened once you see the “indicators” at night. The level of UFO activity will determine the scale between “Wave” and “Flap”. “Waves” are relatively common, while “Flaps” are very rare. Good luck.

“Each day you do not see UFO’s, is one day closer to when you will”.

Footnote:

Your main Skywatching efforts to see if UFO activity is in progress, is undertaken during night time observations. This is because you have dark skies which enable a high contrast environment. This allows observation of the dimly illuminated UFO, and better observation of brighter objects. The UFO is more noticeable at night. When you do see them during night observation, it is now time to start serious day time observations as well. Normal daytime observations while awaiting the sign of the “indicators”, is of course recommended if and when you have available time to do so.

Cloudy skies should not be a deterrent to Skywatch, at least for a short time. I witnessed a three day [night] UFO “Flap” during overcast skies after some days of rain. Basically, the UFO can suddenly appear at any time under any weather conditions; however I have not seen them while it has actually been raining.

When a UFO “Wave” is in progress, it may remain for days or months. While you continue seeing the “indicators”, there is a chance of a major UFO event during the day, particularly between the months of March to July each year. The so called “Fleet” UFO’s could be on the move. These events could begin before 11 am and continue all day until evening. Some of the last in the ‘migration’ can still be seen well into the night. So this type of rare event is a major UFO activity, and one well worth trying to see. It is not known how extensive an area of the country these events occur, but they can turn up anywhere. This is why your awareness is so important.

CHAPTER NINE.

Inter-reaction with the UFO

Now that you are ready and armed with your Skywatching techniques, it is here that I must inform you of the different types of UFO that you will possibly encounter over time, if you continue to further this study, and gain first hand knowledge from your practical activities.

Not all UFO are “Flying Saucers” containing an “Alien Being” crew. The majority of UFO you will observe is in fact a “Living Alien Life Form” with intelligence and heightened awareness. There is also another type of UFO that I will discuss nearing the end of this book, which is considered by me as most important to us all.

I would like to compare the UFO with the vast variety of life forms in the oceans of the Earth, so that you better understand the overall concept, which is the basis of the UFO subject as a whole.

Alien Space craft.

Ninety five percent of all life on this planet lives in our oceans. The Whale is the largest, and could be called the “King” of the watery world environment. The whale has a high intelligence and, although slow moving, migrates vast distances during its life cycle. They have a sophisticated communication ability using a form of sonar that can transmit their complex messages vast distances underwater.

We will compare the whale to the Alien UFO craft containing Alien Beings. These are the “Kings of Space Travel”. The craft of the Alien’s, appears to have been developed over a vast time period unknown to us. They would have evolved to a point where the idea of “Space Flight” was arrived at, and plans made to undertake this ‘dream’. For this explanation, we will not itemise the specific types of Aliens, but combine them because of their ability to develop, construct, and travel in these ‘constructed’ craft.

Minerals would have been mined, refined and tested. Propulsion systems of various methods would have been developed and tested.

And the final craft designed, constructed and tested. Just like we Humans are doing now, in our relative infancy in our evolution of Space travel. Can you imagine what we may develop in a thousand years, at the snowballing rate of learning we have achieved over the last 150 years? Sure we have a long way to go but, "It has been demonstrated to us by the Alien UFO, that it can be done!"

Living Space Critters.

The other living fish in the oceans could be compared to the UFO that you will most commonly see if you are fortunate enough, are the "Alien Life Forms" or "Space Critters" as I call them. These are the UFO that are in the "Fleet" events and daytime sightings around the world, particularly Mexico in recent years, and most probably for many hundreds of years previously. These can be described as, "The object you see, is the life form itself". They are not a craft containing Aliens that control the object you see. These are a genuine UFO and very mysterious. It is not known if these life forms have any connection to the Alien Beings, but they would be aware of their existence that if for certain.

Some Self Illuminated UFO's.

The next level of living life forms in the oceans of the Earth, are the deep sea "Critters". These live in the vast "Ocean Trenches" where Sunlight is unable to penetrate such great depths, producing an environment that is in constant total darkness. Water pressures are enormous; making this a most inhospitable environment for many common sea species, yet there is a vast variety of living species that have adapted to this harsh environment. Many new species only being discovered for the first time recently, and many yet to be seen for the first time.

The "Critters" from these depths of the ocean have developed sophisticated, self illuminating light systems, either to attract the opposite sex, as a warning to predators, or just as a means personal identification, it has not really been determined as yet. But the interesting point is, that they have developed self generated illumination of various colours and light arrays as a natural evolution of the species.

This I liken to the “Space Critters” that also live in the “Black” environment of Space. They too have developed “self illumination”, and this you will see when you observe some UFO’s. This illumination may be a ‘by-product’ of the propulsion methods in some forms of UFO, but it could also be the ‘glow’ of the life energy itself that gives the UFO its ability to successfully live in the harshness of space, yet also move around in the Earth’s atmosphere at will, without adverse effects.

Inter-dimensional UFO.

There seems to be yet another form of true UFO that I have seen many times during UFO “Waves” situations. These could be called ‘common’ types that are seen in rare events such as UFO “waves”. These are always very faintly illuminated or dull objects, yet sometimes ‘flash’ or ‘momentarily quickly brighten then re-dull’ as if taking a photo of you, or just letting you know they are there.

They are often very difficult to see unless the sky is dark. If you have background light from city lights, you may find it next to impossible to see these objects. They are ‘fuzzy’ blobs of light moving quite quickly, that do catch your attention due to their movement. This is why you need to develop good night vision, and wide peripheral vision. Sometimes you have to look slightly ahead of the moving object so you can see it in your peripheral because of the dull illumination. You have a natural ‘blind spot’ at centre vision that comes into play with very small points of light like a small faint Star and dull illuminations. This is a characteristic in the eye, caused by the arrangement of Rods and Cones that make up the structure of the eye itself.

These UFO objects vary greatly in size, from tennis ball size, a couple of metres diameter, or large ‘blobs’ of light. Shape is also varied from orb, rectangular, “V” and “boomerang” shaped. I will also include the “Rods of Light” here, because they also appear to be ‘fuzzy’ in appearance rather than a real solid object. Keep in mind, that these descriptions are “as you actually see them with the naked eye”; they could still be associated directly with any of the above described types other than the “Alien Craft”, unless size is considered large enough to contain Aliens. The actual size of some Alien Beings

may only be around four [4] inches or 100 mm. Do not be surprised if this was the case.

What my observations have demonstrated is, that there is in reality, a varied and different variety of Alien life forms periodically visiting our skies. All but the Alien Space Craft seem to appear each year causing the “Wave” activity we see and record.

The Alien Beings seem to be much rarer in appearing, but still could be visiting selected locations of the world at any point in time on a small scale. It appears there is a possible 20 year cycle when Alien craft containing Beings visit us in world wide “Wave” and “Flap” situations. My guess is, that they ‘drop in’ when on their way to some other distant Galaxy or place in Space they regularly visit for reasons only known to them.

Where the other types of UFO described above originate from is not 100% certain, yet Space seems to be the answer for at least most. I have seen, also video of the brightly illuminated ‘Probe’ type objects, both entering and leaving the Earth’s atmosphere.

The first ‘Probe’ type object was seen as a small moving object when I was checking the focus on my video camera on a Southern Star. I noticed the moving object, first thought to be a high altitude satellite moving north. I began recording, and followed it until to my surprise, it descended over Grafton, to level out and pass over town at low altitude to eventually lose sight of it as it continue at low altitude viewed through the foliage of nearby trees.

Another, first seen at around 1,500 feet pulsing 3-4 times with a brightly glowing surface feature, appearing like “The lustre of glazed pearl”. [*Remember this description of surface glow/sheen, it is very important. It is the same description as the large object witnesses by a multitude of people at the Miracle of the Sun at Fatima Medjugorje Bosnia, October 19th 1917*]. The glowing orb quickly ascended at a very sharp angle, to eventually diminish in size into the distance, and vanished out beyond the Earth’s atmosphere.

The “Space Critter” daytime objects could be the same objects filmed by NASA when the MIR Space Station was in service. Numerous bright orbs were filmed surrounding MIR, and in numerous footage sequences, surrounding the Earth’s atmosphere at around 400 miles altitude. Many showed intelligent control

by stopping near MIR and changing direction. This footage was in black and white, but I would suggest some colours were blue and red as well as white. And it is these same “Space Critters” that periodically enter our Earth’s atmosphere to be seen by us as the ‘fleet’ and ‘cluster’ objects during daytime UFO activity.

The UFO has been seen by numerous witnesses over the years entering and leaving the sea and other expanses of water. Also, seen to land and even enter below ground in mountainous regions of the world. The UFO may not originate in these under surface locations around the world, but they do visit the ‘underworld’ sometimes for reasons unknown.

It would not matter where the inter-dimensional UFO came from, they would not have to travel from distant Star systems over Time. They could appear here, “In the twinkling of an eye”.

“As below so above!”

Alien Abduction Experiences.

One of the most common “Inter-reactions” with the UFO is the “Alien Abduction” type experiences reported by sincere people from around the world, from all walks of life, both male and female. This topic needs to be mentioned here, so that you become informed of what some people have experienced, and what some of the records on the subject have recorded over time. I must at this point iterate here, that you are not in life threatening danger when observing the UFO under normal circumstances.

You can inter-react in a subtle way that is curiosity at play by both parties. Just do not attack them by shooting guns in their direction, or show threat towards them, you just never know what they may do. They must have some type of self defense mechanism in reserve purely to be used in self preservation, just like most living life forms do.

Many people, who have contacted me regarding possible abduction, seem to describe similar feelings, events and details. It is interesting how people unknown to each other and great distances apart, can relate similar events and details. It can only be concluded, that they are all experiencing something real, and from a similar

source with similar intentions.

Following is a brief description gained from those reporting Alien Abduction type experiences when preparing to, or already asleep:

Scene.

Laying in bed at night in the privacy of your own home and preparing for sleep. You may have your partner sleeping right beside you. You close your eyes and slowly settle down and relax. You are now in a shallow sub-conscious state of mind just before falling asleep.

A White Light.

Sometimes, one of the first things to indicate an 'out of the ordinary' presence, is the bright white light described. Sometimes, this bright white light may fill several rooms within a house, or just the one room that you may be in. The light although very bright, is often described as a "majestic pure white" that does not hurt your eyes when looking onto it. This light can be seen with your eyes open or closed. Sometimes the light moves around the room in a more condensed form, but mainly described as filling the whole room. The light does not seem to cast shadows, and is from an unknown source. Sometimes a bright luminous blue light is described.

A Presence is felt.

At this stage, you may feel as though you are fully awake but unable to move your body. As if your mind is fully awake, but your body is paralysed and unable to move. [Sleep paralysis] You are thinking to yourself that, "Something is going on here", but unable to respond. Sometimes you can respond, and attempt to awaken your partner lying beside you, but you are unable to awaken them. You are now left to deal with this yourself. A figure may appear from out of the light, or just from nowhere, maybe two or three figures. You can tell that they are different by their appearance. They may be small gray beings with large heads in proportion to their bodies. Have large black almond shape eyes, the typical description of the commonly described "Greys". Or sometimes, described as taller beings. The reality of it is that you are being visited by an "unknown presence". Sometimes 'they' may walk in through the wall or closed door.

Contact

Disabled by the white light, you may now feel an 'electrical vibration' throughout your body. You are now in their control. They may sit upon your bed. You can feel the bed sink under their weight. They may touch your legs, but you still can not move. They may stroke your forehead as if to comfort you. They may apply pressure to various parts of your body, usually around the head or chest area. Usually this is the last you may remember until you awaken, then knowing that something strange has happened to you, but just can not remember. Sometimes you recall being physically carried or "floating" through the ceiling, like an out of the body experience (OBE) astral traveling? Sometimes you have a falling sensation as you return.

Upon awakening.

"It was just some silly old dream", you try to convince yourself, "but I won't tell anyone about it, because they won't believe me anyway, just call me crazy". Have you heard this before? You may remember the 'beings' and some type of craft, but that may be all. Others recall much greater detail, and are able to describe what they experienced at great length.

NOTE: Not all experiences begin in this state of mind. Some occur in a fully conscious state while walking around or driving. While others have an experience while fully asleep have a 'dream' as if taken to a distance place unknown to them. Here, I am only explaining a scenario of events.

Physical Effects.

Although many of these events may be explained as 'Dreams', the fact can not be denied, that possible physical proof does exist. Here are some.

1. Finding unexplained marks and bruises that have only appeared after the 'dream'.
2. Unexplained scar.
3. Unexplained scratch marks.
4. "Scoop marks" scar on shin or head area, sometimes hair removed from scalp.
5. Unexplained small 'triangle' puncture marks. (Single or multiple)

UFO DOWN-UNDER

6. X-rays of 'implants'.
7. Notice grass on the floor, in bed or on your feet upon awakening.
8. Wake up naked after going to bed clothed.
9. Wake up with your entire night gown buttons done up when you never do them all up.
10. Wake up with unexplained blood stains.
11. Unusual period cycle [Women]
12. The unusual feeling of being pregnant. [See and feel foetus moving in your stomach, but never give birth to baby]
13. Menopause symptoms suddenly change.

Others:

- a. Hear a ringing sensation in one or both ears.
- b. Unexplained 'pressure' in the temple area of your head.
- c. Increased Psychic abilities.
- d. Hear 'voices' in your head.
- e. See a 'kaleidoscope' of colour when you close your eyes.
- f. Acquired scientific or specialist knowledge that you must write down.
- g. Increased Spiritual awareness.
- h. Afraid to lay on your back when going to sleep, and feel safe in the 'foetus' position.
- i. Walk out of the bedroom backwards [afraid to turn you back on the room]

However, just because you may find that you have some of the symptoms listed above, does not mean that you have had a real abduction experience. This is just a list of what some people have associated with their personal abduction like experience. Maybe they too, were just having an interesting dream or sleep walking. It is only under hypnotic regression can further details possibly be uncovered, that may or may not confirm a real Alien Abduction experience.

Alien Abduction of the true undeniable type has in fact occurred, but these cases are very rare. These are when a person is 'taken' into an Alien craft, and whisked away to an unknown location or remain in the original location depending on the event. Alien Beings are seen, and medical type procedures are carried out. They are then returned, either to the same location or a great distance from where they first encountered the Alien craft. Cases like the late Betty and Barney Hill, New Hampshire U.S.A. 1961, Travis Walton, Arizona U.S.A. 1975 and Kelly Cahill Australia Dandenong foothills Victoria 1993, are just some. You can read their accounts in numerous books and Internet sites covering these cases if you wish to read their full stories.

The bedroom or 'taken' while asleep Abduction type experience, may be a physical removal of your body while asleep and then transported via 'levitation' outside to an awaiting craft where the Aliens follow the same procedures listed above. Yet you may have less recollection of events, similar to the real physical 'wide awake' abduction. You are always returned safe and sound even if only slightly scarred. This is a very controversial aspect of UFO "Inter-reaction" because it deals with the occupants of the UFO who come in the craft vehicles. But do not let this put you off Skywatching.

The remainder of cases may be a form of "Astral Travel" or "Dimension Projection:" induced by Aliens or other unknown forces.

Family History.

A lot of Abductees or Experiencees seem to have a long history of abduction experiences, first beginning around the age of four or five. Even their parents and grandparents may have had these experiences, but have never spoken openly about it, but when asked, know what you are talking about.

What to do.

Firstly, you need to understand that you really do not have much control in stopping these events if the intention is for you to have these experiences. With the experiences that I have had, I consider them "Educational experiences" and have given me new and interesting possibilities to consider.

You may be contributing to something that is so immensely important to future Mankind, we are just unable to comprehend or accept. Some people having these experiences, and have learnt to accept the situation, have been shown some amazing things and now able to communicate with them more openly. They have been told that 'their job' is important, and that one day we will understand. It is that we do not approve in the method they use to get the desired results that makes it hard to understand. They do use force of various degrees, but we humans do put up a fight this is of course understandable.

The main thing is to continue your life as normal. Tell your story to those who really want to listen so that they may learn what is really happening to some people. Communicate with others with similar experiences, and offer your support to help them through it. More Support Groups are being established by those who know there is nowhere else to go for support when needed. Attend these support groups if you wish, but make sure they are what you need, and the assistance they offer is going to help you, and not complicate the issue for you. This is a very controversial subject, but those of you having these experiences know that it is real for you.

Some miracles have been reported by those having these Abduction type experiences. One lady from Perth Western Australia described her experience to me, and was grateful to have had her serious liver disease cured. It is only after such an experience and subsequent visit to her doctor for the scheduled medical check-up for treatment of her liver complaint, that it was discovered she was totally cured, and did not require further treatment. Her doctor was amazed, and could offer no logical explanation for such a fast recovery rate. She did not tell him of her Alien Abduction experience.

There are others that have heightened artistic abilities, developed advanced mathematical abilities or able to design and develop new advanced products that even in a small way benefit mankind. There are many who have benefited from these experiences and do not see it as have been a disadvantage to their future life. Some even say, "I can not wait until my next Abduction experience", while others never want it to happen again. This just shows you the varied level of experiences and the diversity of Human Nature.

I have already explained a few things that have happened to me during UFO activity in 1996-'97, and would now like to share with you a couple of my 'dream' experiences during 1998. This is typical of the detailed accounts given by Abductees of the 'dreams' they experience.

Dream of Ancient Ruins

I was being flown above a foreign desolate desert environment in a small two seater flying craft, with a clear domed canopy that made viewing the surrounding country side easy. I was being shown 'Ancient Ruins' that 'felt' as if it was on a distant Planet or Mars due the unfamiliar country side. The small vehicle driven by my 'guide'. I was verbal in making statements and asking questions to my 'guide', but the replies were only received and answered mentally as my present memory recalls, but at the time the replies may have been audible. We toured a region of huge stone monuments and figures carved from stone which reminded me of Egyptian ruins.

After viewing the overall landscape, we moved to ground level into an interesting area of ruins. "I would like to stop here and walk around so that I may have a close look at this area", I said to my 'guide'. The vehicle stopped and we got out. I remember thinking as I slowly walked, "I may find an old coin or artifact left behind by this ancient civilisation".

The area in view was about 100 yards [or metres] diameter. The ground was sandy or dusty with scattered blocks of stone of various sizes protruding partly above the surface. This area was the floor area of an ancient building now totally destroyed. I walked with head down looking closely at the surface. I walked over a sunken depression about 1.5 metres diameter and about 100 mm deep. I felt that this could have been a filled in well or stairway entrance leading underground, and wondered what may be revealed if this area was excavated.

A little further on when looking to my right, I could see the remains of a wall with huge carved figures in stone on the corners. I turned and looked back over the area I had just walked; I now had an overall view of this ancient area. I noted that this must be very ancient because of the deterioration of the stone carvings and wall blocks due to the edges rounded by weathering.

Further on toward a cliff face or possible crater wall, I first noticed a stone ramp leading downward underground. This ramp was 'U' shaped, the floor about 3 metres wide with sides about 75 cm high. The ramp floor was flat like this I___I There was a huge metal excavation implement left in place. This was like a huge pair of tongs aligned vertical. A machine would attach these tongs to a hydraulic set-up and drive down the ramp and remove the soil filling on the ramp by closing the tongs and removing the fill. The tongs were left on the job but the machine was not visible anywhere. This excavation seemed recent but abandoned. About 100 feet [30 metres] of the original ramp was uncovered. It obviously leads into the underground.

Looking further to the right there was a huge rock overhang or excavated cave type entrance. At the far right of this overhang there was a portion of a building with doorways and window openings. The portion under the overhang was in good condition and looked as if it could still be inhabited. Whereas, the remainder of this building that protruded beyond the overhang and into the open exposed area, was very weathered and crumbling. From the inner edge of this building under the overhang being only 2 metres above ground level, there was a 'carved wall beam' which led straight into an underground tunnel. This was taller than it was wide, and reminded me of the "Grand Gallery" in the Great Egyptian Pyramid. I wondered, "Why would they go to so much trouble to carve this wall out from the solid rock that far up the face of the tunnel entrance?"

This wall beam was a stepped L-shape, and went from 2 metres at the entrance level to about 10 metres as it went into the cave opening itself. It was carved with laser precision, absolutely square and parallel. I reached up and ran my right hand over the surface and, "actually felt the surface texture!" To the touch, it was not glassy smooth or rough. The closest texture I can liken it to is SALT GLAZED CERAMICS. [I worked as a professional Potter for 12 years] So if you go to an Art Gallery/Pottery and feel a true salt glazed ceramic piece, you will than know. That texture is also known as 'orange peel'.

This 'laser cut wall beam' was about 1.5 metres high, than stepped out about 100 mm, than went up in another 1.5 metre face right to the top. I was told by my 'guide', that the vehicles used to transport 'people' into this tunnel, use this precision 'beam' for guidance. I was told by my 'guide' that we could not enter this tunnel.

Slightly to the right of this tunnel entrance at the 2 metre beam level, was a set of stairs carved out of rock. I noticed that the handrail had been repaired. The original rails were made of 'machine turned rock', each about 1 metre sections and 75 mm diameter. There were two rails, the top about 1 metre above ground level, and a second 45 cm above ground level. The repaired rail sections were not made of rock but some other material, something similar to a wood or plastic synthetic material.

I looked down to the 'lower level', where these steps led down about 5 metres, turned right, than opened out into an area about 10 metres wide. I could see an open double doorway and noticed 'people' moving around. I could only see their lower legs when viewed from this upper level. I asked my 'guide' if I could go down there and have a look. I was told that I was, "Not dressed appropriately to go down yet". I felt the cold air around me at that moment, and was given a cover-all type suit which I put on. It was also pointed out to me that the hieroglyphics carved into the first upper hand rail at the beginning of the stairway was the words, "FULL, WAIT HERE".

It was explained to me that many 'people' come to this location to see what is on display in this lower level. People would line up from the lower doorway entrance all the way to where this "FULL, WAIT HERE" was carved into the handrail, and that is all that was allowed in at any one time. When that group had finished and left, the next group would enter. It was a well organised tour. I did not see the peoples faces, [i.e. remember] but I did see about 20 'people' from a distance as they were leaving by another doorway.

I remember that this lower level was set out like a MUSEUM. With display cases and individually displayed items. The square cut roof support pillars had no designs or hieroglyphics on them. They remind me of underground ancient buildings in Iraq. The only object I remember clearly was a rare mineral with a single quartz crystal

but it made sense at the time.

My last memory was thinking, "What an amazing adventure I had experienced". I do not remember returning.

It was after this 'dream' that the 'scoop mark' again appeared on my shin. The dark colour making it obvious, and may have been recently interfered with at some time during my dream.

Following is another detailed dream of this active 1998 period.

Future Noah's Ark Visited.

First thing I remember was suddenly waking up to the sound of "smashing window glass". I looked at the clock, 3.08 am. I got up to look around the house, thinking someone had smashed a window while attempting to break into the house. I went outside, but no one was around, and no windows were broken.

After I had checked for broken windows, I sat down in the lounge room thinking of the smashing glass sound. I then remembered something about an unusual, yet amazing dream I was having. I had to think very hard to try and recover the first memory of this dream. When I remembered one scene, it began falling into place. Almost as if I had to remember it in reverse sequence until I could member the way it is written here. So I went and got my portable tape recorder and began recording my memories on tape so I would not forget by morning.

First memory of this 'dream' was being escorted buy strangers into a Space vehicle of some type, and being led into a capsule. I was instructed to stand up facing toward the outside. I was standing on a small semi-circular platform in a capsule type enclosure, with vertical moulded rails to hold onto on either side. It was an observation platform on the outer wall of a space craft.

We 'took off' slowly at first, horizontal in flight, than suddenly shot off straight up high into Space. The speed that we accelerated away from the Earth, appeared similar the speed that meteors enter our atmosphere, being around 25,000 miles/second. I could see the Earth diminishing quickly in size a long way below. We then did a big sweeping arching curve to the right, a strange sensation, no G-forces.

We then came down to low altitude to fly above an ice covered region similar looking to the Antarctic or Arctic regions. The sky was sunny and blue. I could see all the icebergs floating in a vast blue ocean, and snow and ice on nearby and distant mountains. We flew a wide circle around this area at low altitude, as if to show me the vastness of this region. The whole 'dream' was real life like a 3D colour movie. I was always conscious of standing in the 'viewing capsule' and holding onto the moulded rails.

We slowly flew over the icy ocean where there were many icebergs. The craft stopped and hovered at low altitude facing a very large iceberg. I remember this scene vividly. Suddenly, from the craft, a powerful 'Laser weapon' was fired into the side of the large iceberg. A hole about 60 cm. [2 feet] diameter was seen. The hole began to grow in diameter to around 3 metres [10 feet] because of the intense heat the laser had produced. This display seemed to be a demonstration of what they could do with such weapons.

We then landed on dry ground, not grass, but soil and rocky in nature. I remember thinking of the soft landing, for we were traveling very fast, then descended at high speed toward the ground and suddenly only metres from the ground, we soft landed.

I had to dress in special clothing and wear special boots similar the half size gum boots or rubber wet weather boots. I had a coverall type one piece suit which was pulled down over the top of the boots. I was led out of the capsule by the pilot, then out of the craft across the rocky ground to a small water pond or canal system where we had to cross onto the other side.

We were met by another man who I recognised, but no one I really know. He was human looking, had black hair and beard and spoke English. He arrived in a vehicle similar to a station wagon with a steep sloping front end. He alighted out of the vehicle and waved as he greeted me by name, but I did not know his name. I was told, but now forget. This made me feel very puzzled. It was as if it was not my first time here, and these people were some how friends of mine.

I remember approaching the pond of water and stopping on the edge. My 'guide' stepped into the centre of the pond in one stride, and with another stride onto the other side.

I remember thinking, “How did he do that?” Because I could not see the bottom of the pond, only the reflections off the surface. I was then informed that there was a shelf just under the surface that I had to step onto so as to reach the other side. I remember hesitating for a moment not sure if I could do it, for if I missed the shelf I would fall into the deep part of the pond. I had to take a large stride step to reach the shelf, and felt secure when I could feel it under my foot. I then stepped out onto the other side of the pond and remarked that, “I did not get wet”. It was then explained to me that this is why I needed the ‘special boots’.

We then walked along a wide pathway that led toward numerous very long rows of cages full of animals of all types. They were systematically being fed by several attendants. The two dogs were walking along with us, and one was sniffing and nudging my leg with his head, and looking up at me as if he recognised me. We had met before, so I patted him and he reacted friendly by wagging his tail rapidly. He then remained by my side the whole time I was there.

When questioned what was going on here, my ‘guide’ informed me that they had two of each species of animal from Earth here, and that this was a “Survival Station”, so they would not become extinct if [when?] life on Earth became impossible due to a catastrophic event. It was confirmed that it was like a “Noah’s Ark” project for the future. There was much more, but can not remember the details.

Now the following could be considered as confirmation that something strange could well have happen that night. I started to tell my flat mate, “I had an unusual thing happen last night, I heard smashing window glass”, and she abruptly interrupted me before I began my explanation, when she asked, “What time did you hear the smashing glass, because at exactly 3.08 am I suddenly awoke, and thought to myself, Barry’s been away, but is back safe now”. Feeling comfortable with this, she then went back to sleep. We slept in different rooms with the doors closed. I was shocked when she said that, because I then realised that my dream may have actually been much more than just an interesting dream. Who knows?

Exchanging Communication with the UFO

If you Skywatch in the same location over long periods of time, and have been fortunate to have witnessed a few UFO “wave” events, than it has been my experience, that the UFO will become aware of your presence and will come and “have a look at you”. This has happened to me numerous times, even when I change location they seem to be able to find you again. That is the case, or they just come to have a look at the human watching them and it just happens to be me again, I am not sure. There is no one else in my location that I know, spending the time to become aware of what is sometimes flying in the skies above us. I will now briefly describe some of my “Close Encounters” with the UFO, and how they have shown an interest in me. “We can communicate with them, by watching them watching us”.

I just happen to glance up directly overhead one night, just in time to see a small craft for just 2 seconds. The drawing and description follows.



The craft only appeared to be at about 5 metres [16 feet] overhead and less than one metre long. Even though I only got a quick glance at it before it ‘switched off’ not to be seen again, it was very low. The shape was unusual as shown here, and the black line down the centre was an interesting feature on the object. The object was dimly illuminated, but clearly discernable. No sound was heard. I got that ‘feeling of being watched’, that is why I looked up.

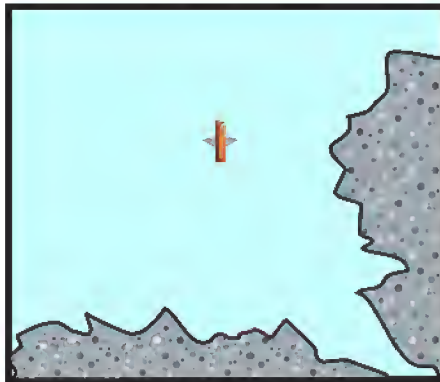
Super Fast UFO.

One day while aware of “wave” UFO activity because of seeing the “indicators” during the night Skywatch, I was sitting on a chair with my camera resting on a raised cement slab at arms reach from me. I happened to look up just slightly to me left, and saw a small strange looking object just hovering stationery beside tree foliage about 60-80 feet [20 metres] altitude, and within 50 metres from my position.

I studied the object for a few moments and could not identify it as a bird, for it was not flapping what looked like ‘wings’, so I quickly reached for my video camera switching it on as I began to frame it in the viewer. By the time I had done this, I could see it quickly spinning as it dropped straight down quickly losing height. I filmed the object for just four seconds until it was lost from view.

When I analysed the four seconds of video, I could see that the object was rapidly spinning on its descent, got to a point at about 20 metres above the ground where it ‘bounced’ upward by about half a metre, then ‘took off’ at such speed toward the East away from me, that it just went into a blur it was so fast.

I had my camera set at wide angle, so was not a close-up of the object, and I did not have time to zoom into it for a better look. The shutter speed was fortunately set at the maximum of 1/10,000th of a second, stopping the motion blur to the maximum. But the object accelerated away so fast, it was if it just went into another dimension within a short distance. It must have been traveling at least 2,000+ Klm/hr. in only a few metres.



The object only appeared 50 cm tall at the calculated distance, and a rusty red/brown colour. The 'wings' on either side were small and a bright silver/white colour that did not move when the object was hovering. It was standing upright as shown in the graphic. There was no sound even though it was close.

I think the object had just come out behind the trees on its low level flight towards the North when it saw me sitting there. It stopped and hovered while we exchanged glances, then when I quickly turned to get my camera, it decided to take evasive action by dropping to a point, then bounce up again to take off out of there in a hurry in the opposite direction to where I was. I am sure we had exchanged awareness of one another.

Outside, the night after an extensive day time "wave" of the "Space Critter" type objects in 2004, a dimly lit orb about 20 cm diameter zipped past me only 4 metres away at around eye level, to quickly disappear from view over the neighbours fence. It had come in to have a close look at me. A few have done this over the years, and I consider they must be able to gather a great deal of information in a single split second of time.


They display awareness and curiosity, as do a variety of the UFO described in these pages other than the Alien Space Craft type objects. We should not be afraid of these types of UFO, for they are a living life form from another world environment which includes Space. What they actually do here, and what they need from their visits is unknown. But do reappear frequently, and have appeared every year since I have made serious Skywatch attempts since 1996.

They may have been coming here long ago, and just no one here to be aware of them until now. They are not just local, they come from somewhere and go elsewhere, Could be over your place right this minute, so better go and have a look. Remember "How to See UFO's?"

Close UFO Illuminates Near-by.

May 11th 2004 around 9.00 pm, being aware that some UFO activity was happening over my location, I turned to look N-E when a large round 'flash' was seen just above nearby bush height. The flash was not bright and did not throw any beam or brightness.

It was a round, sharp edged flash as if from a reflector. There were markings within the flash that were radiating out from the centre, similar to the old fashion fold-up camera flash where you push in the flash bulb. There was a whiter small illumination in the centre that may have been the source of the flash, yet this too was not bright. The size was about a 10 cent piece [2 cm] at arms length. Difficult to estimate distance, but because of the size and clarity of the flash, it may have only been 40-50 metre's away. I think this object took a photo of me, or recorded an image of some type.



UFO illuminated a large circular disc as shown in the above graphic. The features were more like the old folding camera flash that took the push in bulb.

Swooped on by Black Boomerang Shaped UFO

I have previously mentioned the “Gargoyle” type boomerang shaped objects that I had seen during 1997-2000. Well this particular night I had one swoop me. One was heading toward me at speed just above my head. Along the whole leading edge were a row of small dim white lights spaced out along the whole wing span.

As it approached at a threatening low height, I thought it was going to hit me. I got a sudden rush of adrenaline. Fortunately it missed me, but I was extra aware of these mystery objects from then on. I observed numerous others, but none came as close as this one.

I saw a 12 feet wide one emerge from behind the roof of the house next door. It had ‘blotches’ of yellow ochre colour along the body of the object as I watched it fly between two trees on the

fence line. There were also dull white ones of the same type. These were less threatening. They flew all around me in all directions. I am not sure if they were all aware of my presence, but some definitely were. They were too fast to catch on video, and most too faint to make an image even if I were able to video them. I am still trying.

Black Sphere UFO Flashes Blue in-front of me.

Another night in 1998 while Skywatching again, the night sky was dark with some background illumination. Looking West, I noticed a small dark object moving in from the right [North]. I noticed this movement with peripheral vision. I was able to then look straight at the black object against the darkened sky, to establish it was of small size.

When it moved directly in front of me, it flashed a beautiful sky blue colour. It seemed as if the whole object suddenly illuminated, for the outline of the illumination was sharp and round, the same size as the object itself when seen as a black outline. I then continued watching the object as it continued its flight south until lost from view in the darkness. It was now a black object again.

The object was no more than 60 feet [20 metres] away from me, and around 40 metres altitude. It was as if it was communicating with me by flashing, just to inform me it was there, and that 'it knew' I was observing the sky for just such objects of its type.

Red UFO Checks Me Out.



During a major daytime UFO event 8th July 2004, UFO sightings began at around 1 pm this day, and continued until around 3 pm. It was just after 2 pm that, while 'scanning' the clear blue skies for the next object, I noticed a crimson red/burgundy coloured object approaching from the East at low altitude, and heading directly my way, to eventually pass overhead after taking a slow one minute to pass the roof line overhead. As soon as the UFO was out of sight due to the roof line, I quickly moved to a more open position in the hopes of getting more video footage of this unusual object. I searched the sky where it should have been, but was unable to see it. It either quickly took off at high speed, or most likely, my eyes could just not focus on it.

Analysis of the resulting footage shows that the object was highly reflective, by the sunlight reflecting off the top edge as seen in the photo and video. There appeared to be an internal rotating mechanism of some unknown type, rotating in a clockwise direction underneath the object. Shape appeared to be "disc on edge" when you take into account the viewing angle. This internal rotation caused the Sunlight reflected area to dim as the 'mechanism' altered the shape of that part of the object. The 'skin' of the object seemed to be flexible and highly reflective, though the reddish colour of the object seemed to be a self generated illumination emanating from the object itself. This may be an effect of whatever energy the object was producing that gave it the ability of flight. This was a "living entity life form" of some unknown type of "Space Critter". The object you see is the Alien Life Form itself. Not an Alien craft containing Alien Beings. That is, unless the Beings are only 100 mm tall or so. And this is exactly what a lot of UFO's that I have seen are like. I have also seen the Alien Craft, but the majorities are Life Forms of similar kind to this object.

These bright red UFO's that have the gossamer like transparent tail, most probably eventually drop this tail after no longer needing it for what ever purpose it is required. This tail would fall to the ground, and if found by us, would be called what is known as "Angel Hair". This seems a most suitable source for "Angel Hair", although no other Researcher that I am aware of, has ever connected this source. Actually, nearly all other Researchers have not seen these objects.

Red UFO with Gossamer Tail.

Red UFO with transparent ‘gossamer’ tail slowly approaching my position at low altitude, as if coming to have a look at me watching it. *[Photo grabbed off the video sequence of the event copyright © Barry Taylor 2005]*

On a few occasions to date, during daytime UFO “wave” where numerous objects have been on the move as if “migrating”, this unusual red UFO has been seen and video taped.

The first time I filmed the UFO with a tail was on 8th September 1999 at 10:46 am. I noticed a reddish object slowly meandering in the skies at low altitude directly over Grafton City. So I quickly got my video camera and began filming it. At first it was slowly moving to the East at a smooth steady pace, then it seemed to pick up speed and its flight became a little erratic. It was then that I noticed the appendage or ‘tail’ dangling below the object.

The tail was moving in a ‘swishing’ action back and forward, or even around in a circular manner as if the tail was attached to a rotation point underneath, and part of the object. It looked as if this tail was aiding propulsion of the object. As the tail swished backward, the object propelled forward, hesitated, than accelerated forward again similar to a swimmer doing the breast stroke. It was that type of forward movement action. The object sometimes took a bit of a dive, than gained altitude again. As the object passed the Eastern boundary of Grafton it turned north.

UFO DOWN-UNDER

On the resulting video footage at this stage, you can see the object had settled into a steady level flight path and not only did it maintain the “swimming action”, but “Pulsed” each time it propelled forward. I filmed it for a total of eight minutes. Closer look at the zoomed video footage revealed that the object had a dark ‘spot’ on its lower front leading edge. I call this an ‘eye’. This object was a genuine self illuminated UFO that demonstrated controlled flight and intelligence. This object was a “Living Life Form” in its own right. It was after this sighting, that I seriously considered that objects of this type were in fact some form of “Space Critter”. They did not seem to fit the “Alien Space Craft” scenario. I then named this type of UFO with the tail the “Jellyfish” UFO.



Simple graphic showing where the ‘eye’ was positioned as if looking forward toward the direction of travel. It was positioned for ease of looking at the features at ground level from great altitudes. Object was around 1.5 to 2 metres diameter and self illuminated a reddish colour.

So, there appears to be at least two different types of “Jellyfish” UFO with the tail. The one with the eye, and the ones without. There is also a colour variation in the ones with the tail that could make four different varieties seen to date. There is a light blue and a lighter pinkish/red type orb, similar to the ones shown in the images here but without the ‘eye’.

The fourth type is also reddish in colour, but a much deeper red, and very bright in the way it 'glows' in the daytime. It is not because the Sun is reflecting off it, it actually is a stronger illumination. This becomes evident when the resulting video footage is analysed. It shows that a very high powered energy is emanating from it.

The "Space Critter" with tail objects are interesting to observe, for they seem to be doing something new all the time which is a good learning opportunity for the observer. On two occasions when daytime "waves" of UFO were witnessed by me, they returned after eight days, heading back toward the direction they came from eight days earlier. Where they came from and returning to would be very interesting to know, but unless you have a series of observers up and down the coast underneath their flight path, we would only be guessing.

The "Jellyfish" UFO [see previous photo] of 29th May 2005 had returned eight days after the first sighting at around the same time of day. I noticed the time was about the same when I had first seen the UFO, so I picked up my video camera thinking, "Same time of the day and eight days after the first event, they may return". They had done this before.

I no sooner walked out the back door and looked up to see this same UFO slowly approaching from the East at low altitude, so I immediately began to record it on video. While I was filming I thought to myself, "I wonder if this object was thinking the same thing about me?" That was, "I wonder if that human is back outside looking for me?" Sounds crazy I suppose, but they sometimes do seem to be aware of your presence.

November 2006 I was visiting Port Macquarie on the Central North Coast of NSW. While walking along the foreshores of a bay inlet, I decided to rest and cool off under the shade of a large Norfolk Island Pine tree. I happened to look up into the clear blue sky and guess what? There was one of these red "Jellyfish" UFO's about 3,000 feet altitude slightly North of overhead. I brought the object to the attention of the person I was with, and we both watched it slowly gain altitude as it moved north. It then changed direction to head east. We had to change viewing position around to the eastern side of the tree to see that it had suddenly came down to a very low altitude

and hovered for about 20 seconds. I had a feeling that it had noticed me watching it, or even recognised me as the fellow that watches them from Grafton. [These things do cross your mind] Within a few seconds, it had quickly gained altitude to vanish from view at 30,000 feet or more. I kept checking the sky for the next hour but nothing was seen.

When things like this happen, it makes you wonder if there is a connection of communication and memory involved with these UFO, just like it is with myself or anyone else lucky enough to see them on numerous occasions. Using my digital still camera, I managed to take a few seconds of video of it, but wish I had better zoom for a closer look.

Over the years, there have been many “Close Encounters” with the UFO of a wide variety of types. As you may now already realise, there are many different types of UFO that you will look for if you decide to Skywatch. Sometimes they appear to show inquisitiveness toward you. They are just as interested to learn about us, as we are in them. The next case is about as close as I ever want to get to a UFO.

About two weeks before a major daytime “wave” sighting on 8th July 2004, I had a visitor to my bedroom. I suddenly awoke in the early morning hours, and opened my eyes to look toward the front window that was back-lit by the outside street light. Only a little over one metre from where I was laying, and about 60 cm from the window ‘on the inside’, my attention was drawn to a small 150 mm object hovering at eye level and moving in a strange erratic manner. I just calmly watched it for around 30 seconds or so, until it just vanished. I was wide awake and the unusual movement had me intrigued. I can explain it this way. Hold out you hand at full arms length. Spread open all of your fingers.

Now using your wrist to do the movement, quickly rotate your open hand left then right each time by 180 degrees. This is the same rapid movement this object was doing. Two weeks later, I witnessed and video taped a UFO at low altitude doing this exact same movement. As soon as I saw this, I remembered that night in my room. It was a bit overwhelming really. “How could that happen?” This particular object was in steady flight and slowly rotating

on a horizontal plane when first observed. After losing view of it behind a tree, I changed my position to the rear fence. It was here that it began the erratic movement described. It was losing altitude just West of Grafton Hospital, where I thought it was going to crash it was so out of control and erratic. However, it did not crash, but was still in this unstable looking wobble when it was lost from view.

It is from such numerous “Close Encounters”, that fuels your inquisitiveness and feeds your thirst for knowledge, that continues to spur you on to understand the reasons why the UFO are visiting our Earth environment, and what they do while here, if anything. Naturally, we want to know where they are from and where they are going when we see them in flight. But the single most puzzling question I at least ask is, “What actually are they?”

Yes, I can accept that the Alien Space Craft that visit in the “Major World Wide Flaps” and spasmodically over certain locations are constructed craft containing Alien Beings, I can understand that. But these other types of UFO are so unfamiliar to anything we know, that it is the most puzzling question I keep asking myself. If I can not work it out after seeing so many and studying the video footage of them, how can anyone who has never seen them be expected to come up with the right answers. If you know, than please tell me.

However, I have come up with some of my own conclusions based upon my many observations of the UFO I have previously described, and the next chapter is where I will share some of these thoughts with you. I hope others can expand on these at some time in the future. If you can demonstrate where I may be wrong, than I am more than willing to listen to your reasoning. Better to base your thoughts on your own observations. Otherwise, detailed reports from observant witnesses who can recall and record useful detail that will assist in answering our questions. But remember one very important thing, “Be realistic in your conclusions, and resist the fantasy aspect often voiced by those who should know better”.

Just because we are dealing with the mysterious subject of UFO studies, is not an open approval to exaggerate the facts into a “good story”, when a factual account is all that is required.

CHAPTER TEN.

What you can learn from UFO Observation.

“Cartnic Effect”.

Following is a “Proposal for New Terminology” to be used for descriptive purposes when describing, “The flight characteristics and flight and direction change of the UFO when in groups”.

While observing numerous UFO activities during the 1990’s, there was one important observation that still intrigues me. This is the observation of groups of UFO [usually discs surrounded with a white haze] that during their flight, appeared to be moving as if with the ‘same mind’.

We are all aware of the flight characteristics of a flock of birds and schools of fish that are closely grouped together, and then change direction simultaneously while maintaining the close group formation. This effect seems to indicate that each bird or fish is ‘tuned into’ some type of ‘group awareness’, enabling them to react to direction change instantly. Not one bird or fish takes a different direction or interrupts the intention of the group as a whole. Total control of the group is maintained.

Unlike herds of animals quickly moving and changing direction that seems to exhibit an ‘independent’ type of awareness. Humans also fall under this category. This effect indicates an ‘individual awareness’ and one individual can disrupt and confuse the entire group if hesitation or a direction change is taken.

I am at this point in time, unaware of a specific terminology that accurately describes the effect observed when birds and fish move as if with the ‘same mind’.

“This same effect is associated with the flight of groups of UFO’s”.

I propose that this effect of “group awareness of the same mind” be called the “CARTNIC EFFECT”.

Why “Cartnic Effect?”

C = Close
A = Association
R = Reaction
T = To
N = Natures
I = Instinctive
C = Control

This effect is a real one, and appears to be a “natural” awareness not only used in Nature, but also used by the UFO.

It could be directly linked to survival and self preservation of the overall group. Preservation and reduced energy requirements of the individual when flying in group formation is another possibility. Scientists state that migrating birds when flying in “V” formation conserve 71% of their energy during their migration flight. This could well also apply to the UFO by the ‘exchange’ of energy in UFO groups.

The above terminology proposal is especially useful when describing, cataloguing, investigating, reporting and writing about such an effect demonstrated by the UFO.

The Cluster UFO.

50 minute daytime event.

Other UFO Skywatcher’s in the USA had video taped these unique “cluster” UFO’s before I had. Tom King, Tom Sabourin and Chris Miller were among the dedicated Skywatcher’s exchanging footage so as to study what each other were seeing in our parts of the world.

Chris Miller had video taped some great “cluster” footage showing one orb departing a “cluster of orbs” than returning to rejoin the “cluster”. This is a unique piece of UFO footage.

Tom King had “cluster” footage though were at higher altitudes and less clearly defined.

Tom Sabourin, or “The OWL” as he likes to be referred to as, has also video taped some very fascinating UFO footage.

His casual attitude toward the subject and the footage he gets is refreshing, as you will find most dedicated Skywatcher's are.



These are enlargements of the cluster of orbs video taped on 26th June 1999 over Grafton N.S.W. Aust. They appeared 'alive' and showed intelligence by their movement. No means of propulsion was displayed, yet their flight was silent and smooth. Colours were pinkish red, white, pale blue and black objects. *Images copyright © Barry Taylor 1999*

The Black Objects within the Clusters.

I was surprised to see there were also black objects in these "Clusters" as they were flying by. The black objects were 'jet black' and showed no texture or noticeable features from the 3,500 ft. altitude. The black objects were sitting up, as if attached to the orange orbs. It almost looked as if they were being carried or nurtured by the other objects in the "Cluster". I get the impression, that these black objects were very important to the others. They were 'special' in some way. They may have been the un-born still in cocoons, or the dead. Similar to a Queen Bee being protected by the workers when they are on the move or migrating. Whatever the event was about, it was a major one. They were mostly orange orbs, with a pale blue and large white orb that was more actively moving within the group and appeared to be in charge of the group. [Top orb in the two photographs of the "Clusters"]

The terminology of the word "CLUSTER" should be kept for this particular type of grouping for this type of object.


This type of grouping of orbs is unique. It has been demonstrated on enough separate occasions in different parts of the world with video evidence, that this unique event should have its own type name, and that is “CLUSTER UFO’s”.

Dictionary meaning of cluster is, “group, bunch, and gather” and this is what these orbs do when they are seen on the move. Sure, the same objects may be seen as single objects or a smaller group. But the uniqueness of the “Cluster” group is that they are so close together there is little to no noticeable space between them. Also, the number of objects in the group, and the unique manner in which the orbs constantly move and roll around one another within the “Cluster”. This movement is as if they are caressing one another. Keeping each object closely grouped together and giving each other assurance of safety. The larger white orb at the top of the “Cluster” in the above photographs was keeping the orbs in order [close together] and appeared to be constantly communicating with the others within the cluster.

These comments of mine may not be what was actually occurring, however I share these thoughts so that you too may try to get an insight as to what these objects are, and what they were doing. One thing I am positive of is, “these orbs were alive and intelligent”, and not a craft containing Aliens. They were “a living life form unknown to us”, and had no problems flying without visible means of propulsion. [Defied gravity without noticeable force] There was over 100 individual UFO in this 50 minute daytime event, all heading north.


Some single objects were very bright silver/white star like objects, shape unknown but appeared to be orbs. Altogether there were five separate groups of these “Clusters” over the 50 minutes, not all the “Clusters” were as in the photo. Some had fewer objects; others had more black objects, and one a triangle shape that remained steady due to the individual objects not moving around, although it did rock back-and-forward a little.

The last object in the “Fleet” hovered over Grafton CBD for a short time, being the farthestmost East of the flotilla. I wondered if it had noticed me watching it, hence the hesitation. It soon continued its journey moving West then North to follow the others.



There were UFO's of different shapes and colours in addition to the "Cluster" type orbs. This one [left] was a bright whitish colour when seen in a clear blue sky background. But when it passed in-front of cloud, it was seen as a black upright 'cylinder' or 'drum' shaped object. The object was slowly 'pulsing' in brightness during the whole observation.

This 'pulsing' feature appears to be common practice with many UFO that I have observed. Why they do this is unknown, but it could be speculated that it has something to do with the "life force" generated by the object, similar to our heart beat or breathing sequence. Remember, these objects if they are what I have suggested, a "Living Space Critter" of some type, than the 'Pulse' could have something to do with keeping them alive and therefore generating the power or energy required to undertake their long flight 'migrations'. Although I can sometimes image 'little Aliens' inside these objects.



This UFO was a red/rusty orange/brown colour. There were objects similar to this that shone a bright and beautiful "Spectrum Blue" colour. These looked amazing against the clear blue sky. This enhancement of a frame grabbed off the video, shows the true shape of the object. An upright triangle or "Pyramid" shaped object. There was quite a lot of 'energy' generated by these objects that had

to be 'cut into' by the enhancing methods, so as to get a look at the object itself. There was a high proportion of this type of object compared to the 100 or more objects during the whole 50 minute event.

Most objects moved at a steady to slow speed, yet a few moved very quickly. A few almost stopped for a minute or so, then continued North at a slow pace. Size of these objects was around 2 metres tall [6 feet] or less. The full sequence of this footage is released on my "UFO Down-Under" Vol. 1, DVD. It was because of this long sighting that encouraged the release of my first DVD. I now had enough real UFO footage to show what I had been seeing and filming.

Types of UFO's seen as Black Objects.

Sphere: [Day]

Several black spheres were video taped during a 50 min. sighting over Grafton NSW Australia 26/6/1999. The black spheres were closely grouped with other orange, blue & white orbs. These groups I called "Cluster UFO's".

Upright Cylinder: [Day]

About 5-6 feet high, these craft have been video taped at low altitudes. Slowly rotating on their axis.

Sphere: [Night]

While Skywatching a black sphere directly in front of me flashed a "sky blue" light as if the whole sphere was illuminated. I watched it continued on as a black object.

Boomerang: [Night]

During a UFO "Flap" in April 1997, I saw a single large boomerang shaped UFO. The shape was made up of 100's of small white lights yet the craft itself was black. The object was low and huge. Second one only half the left 'wing' was illuminated with these dull small white lights. Object could have been a large triangle, although I did not see any structure that would confirm this.

"Gargoyles": [Night] *Only noticed since 1996 while Skywatching.*

No records exist that describe this particular phenomenon. They are a black, thin winged, wide span boomerang shaped object. They are seen at low altitudes and move so fast, that you have difficulty seeing them. They fly close-by in any direction. Some appear to be "Inter-dimensional". They are not a craft, but a unique life form. I had one at 12 metres disappear before my eyes as if becoming invisible.

Type of Object **Day or Night**
Description

Sphere **Day** Several Black Spheres were video taped during a 50min. sighting over Grafton NSW Australia 26/6/1999. The black spheres were closely grouped with other orange, blue & white Orbs. These groups I called "Cluster UFO's".

Upright Cylinder **Day**
 About 5-6 feet high, these craft have been video taped at low altitudes. Slowly rotating on their axis.

Sphere **Night** While Skywatching Black Sphere directly in front of me flashed a "sky blue" light as if the whole Sphere were illuminated. I watched it continued on as a Black object.

Boomerang **Night** During a UFO "Flap" in April 1997, I saw a single large Boomerang shaped UFO. The shape was made up of 100's of small white lights yet the craft itself was Black. The object was low and huge. Second one only half the left 'wing' was illuminated with these dull small white lights. Object could have been a large Triangle, although I did not see any structure that would confirm this.

"Gargoyles" **Night** Since 1996 when Skywatching. No records exist that describe this particular phenomenon. They are a Black thin narrow yet wide span Boomerang shaped object. They are seen at low altitudes and move so fast, that you have to be quick to see them. They fly close by in any direction.

Triangle **Either** Black Triangles have been reported from all over the World, but I have not seen one [yet]. Often with a larger light at each corner and sometimes with a central light.

Cylinders **Either** The large Cigar type Cylinders are referred

Structured Craft

Structured craft need individual specific descriptions recorded in reports on the sighting, due to the variety seen. A true vehicle with features.

Undetermined Shape

Shape undetermined due to brightness or dullness of illuminated or dark object, distance from observer or other uncertainties about shape.

Manta Craft Solid craft shaped like the Manta Ray.

Bird Shaped Any UFO shaped like a bird not more accurately described above.

Diamond Looking like two inverted cones or pyramids joined at the base.

Humanoid A UFO flying yet appears to have Human form likes arms, head & legs.

Shape Shifter Any UFO in clear view that appears to alter shape beyond a 3D form other than rotation.

Morpher When a single object splits into other similar objects of similar shape.

Domed Disc Basic Disc shaped solid craft with features like portholes and surface mechanical apparatus etc. Has tiered Dome or secondary level.

UFO Any object or illumination not readily identifiable as natural or man made. Many shapes not

listed here.

Single Object Single object only. Not associated with other objects or 'groups' in the sighting event.

Double UFO Two individual UFO appearing to be joined and moving as one object. Possibly joined with a 'web' substance.

Dumb Bell Two "Spheres" or "Orbs" joined by something obviously solid not a web substance.

Triangle Formation

Three single objects not physically joined yet flying as one formation in a triangle shape. Either one leading, two trailing or visa versa.

Group Formation


Multiple objects spaced out forming random patterns. Some changing position yet maintaining similar speed and direction.

Group Closer group of objects often changing position and flying as a group.

Cluster Multiple Orb objects with little to no obvious space between them & rolling around one another within the cluster and moving as one during slight direction change.

Line Cluster Orbs

A line of similar Orbs as seen in the "Clusters". Almost touching one another and showing similar rolling movement. Not "Cluster" group.



Close look at a "Particle Plasma" UFO. The colour was a bright bronze with 'spikes' of energy coming from all around the surface of the object. Slowly flying to the South at a very low altitude [12 metres] and slowly increased altitude on its path right over the Grafton CBD. It did not flicker or deviate on its apparent controlled flight. This object is very different to the hoax device.

‘V’ Formation UFO objects lined up to form a typical “V” formation. 5 or 7 objects “locked” into the ridged formation.

Yee Formation Usually more objects [15-20 +] in a more random less rigid Formation with varying space between objects.

Boomerang Formation

Multiple objects staggered or line positioning to form a typical bent Boomerang shaped formation. The “V” & Boomerang are unique well organised formations.

Other Configuration

Describe any other multi-object group or formation not specified here, yet use the listed above as a comparison, when attempting other Formation/Group description.

Dull Fuzzy Just visible even when close. Usually a ‘fuzzy’ white or yellow dull illumination either the UFO itself, or the surrounding air of the craft.

White Paper white either dull or bright reflective yet not as if reflecting mirror or chrome. Usually daytime observations this colour.

Silver White Like chrome or mirror reflection or bright “Star” type illumination.

Golden Pure gold colouring like molten gold metal.

Mainly close sighting.

Yellow-orange Like the traffic light orange. Yellow/red or Amber as seen in Hoax Device illuminations.

Red-orange More toward rust red.

Pink-orange A light pinkish orange. As seen in some daytime sightings.

Pure red Bright true red like car tail light. Seen attached to Alien Space Craft sometimes quickly strobing.

Metallic Like the metals Pewter, aluminum, carbon steel, or any solid metal type.

Pearl Surface luster of glazed white Pearl having this unique sheen.

Plasma Surface illumination seemingly contained within the objects' perimeter. Soft easy on the eye illumination.

Particle Plasma

External radiating bright illumination likes 'spikes' of energy. Parallel dotted lines of particles surrounding object.

Pulsing Slow to medium paced fading on and off of illumination of object. Not always total fade out.

Strobbing Faster flashing of illumination. Usually much brighter. Can remain off longer between strobes. Even strobes 2-3 times for a full crossing of sky.

Flash Very bright single flash of "silver white light". May flash 2-3 times or once only while within visible sky range.

Flaring Object slowly brightens up into a very bright "Flare" then diminishes. May then be no longer visible to the unaided eye.

Fairy Lights Many small illuminations grouped closely together. May or may not form the shape of an object. May quickly randomly flash on and off or stay on.

Satellite Speed

Similar to satellite speed, yet appears much brighter and at lower altitude than a satellite.

Fast Satellite Brighter and lower than satellite yet much too fast to be satellite.

Slow Satellite At distance, yet appears lower than satellite and very slow moving.

Low Altitude Below cloud base, usually less than 4,000 feet altitude. Sometimes tree top or roof top heights.

Medium Altitude

An altitude between the top of cloud and altitude of high aircraft (35,000ft)

High Altitude Above 35,000ft to the edge of the atmosphere.

Satellite Height

Appears the height of satellites. 100+ miles.

Steady Flight Smooth constant speed.

Erratic Flight Stops, starts and hesitations. Changes in height, speed and direction, and display of unstable flight characteristics.

Swimming Constant variation in speed. Speeds up to then slow down. This is repeated during most or the entire sighting.

Tree Top Flying just above tree top height.

Ascending Noticeably increasing altitude.

Descending Noticeably decreasing altitude.

Hovering Remaining stationary at a constant altitude for a period of time. Use ground based reference point if possible.

Warp Speed Visible, then seen to speed off in the “twinkling of an eye”. Instant acceleration into invisibility of object.

Fade out Physical object fades to almost invisible, returns to normal before speeding off. Or, may fade out not to be seen again.

Wobble Object wobbles on its axis when rotating or spinning, stationary or moving.

Falling Leaf A gentle side-to-side drifting motion when descending slowly. Also, a “rotating” bright-to-dark sequence.

Right Angle Turn

Sudden 90° turns while in motion along a flight path.

Window _____ Area above a chosen location where the UFO can safely enter and leave the earth's atmosphere and gravity field. May congregate in these areas before moving to other locations. Large Cigar craft may be seen here.

Corridor _____ A wide flight path often used when flying from one location to another at low to high altitudes. May be 100's of Klm wide. During "waves" and "flaps", the UFO flies any direction within these corridors.



Flight path A more definite path frequently used by UFO's when active. Numerous sightings of UFO on such flight paths confirm this. Usually north to south or visa versa. Other paths intersecting these are also normal and are concentrated in some locations around the world.

UFO Hot Spots

Flight paths that cross or intersect within corridors result in concentrated UFO activity. These areas are called "UFO Hot Spots". Locations where "Windows" are found are often "Hot Spots" also.

Electro-magnetic Propulsion

Because no visible or usually audible means of propulsion are associated with the UFO, it is presumed that an Electro-magnetic or similar Anti-gravity type of propulsion is used. The UFO has sometimes, but not always interfered with and disrupted electrical apparatus when is close proximity. What type of propulsion the UFO uses does remain a mystery, no matter what theories you may hear.

UFO Comments

What is a UFO?

UFO's are more than one type of entity. They are not all Alien Space Craft containing an Alien crew. However, some are just that. Some UFO's seem to be a mysterious type of self contained "living creature" or "critter" as yet unknown to Earth Science. These are most likely to originate in Space beyond the Earth's atmosphere. Just how far beyond is unknown. Other UFO's seem to be directly associated with the Alien connection, yet are too small in size to contain a Being of the size we can comprehend as normal. These are possibly "Alien Probes" for reconnaissance tasks. Finally, there are UFO's that seem to be associated directly with Religion or the 'signs' from Celestial Beings. In this day and age, this last type will be the most important for our generation to watch for, and assess what is now occurring.

Why is the UFO here?

Nobody really knows for sure, but it is most likely that the UFO has a very long-term relationship with visiting Earth since its formation billions of years ago and especially since the variety of life forms began developing.

They may have even had a direct hand in creating or nurturing some of these life forms, even us Humans. In modern times since WWII, UFO frequency of activity has significantly increased.

From 1989 - 1999, there was a worldwide increase of UFO "Alien Craft" activity as well as other types of UFO. Since 2000, this activity has greatly reduced world wide, and "Wave" activity has been recorded each year since 1999. Where there is "Flap" activity to-day, we should take special note of the type of objects reported and frequency of activity. Any major event on Earth that directly affects all Life including Humans, the UFO will increase activity. You will find that if the larger craft such as the "Cigar Mother Ship" type UFO becomes more common than his should be of concern because it could mean massive Human disaster.

Is the UFO a threat to us?

Throughout the last 50+ years, world authorities have studied the UFO 'problem' to see if it is a direct threat. The majority of UFO's are not threatening at all, and it has been concluded that no further study or intervention is necessary unless the UFO is imposing themselves over populated areas. However, there is a 'class' of UFO that has a real potential to be a direct threat. These are highly sophisticated structured craft that is crewed by highly trained very competent Alien Beings. The military air force has pursued these craft after notification from sophisticated radar installations. How do I know? I have seen them.

Is the UFO a threat to us?

Throughout the last 50+ years, world authorities have studied the UFO 'problem' to see if it is a direct threat. The majority of UFO's are not threatening at all, so it has been concluded that no further study or intervention is necessary, unless the UFO is imposing themselves over populated areas. However, there is a 'class' of UFO that has a real potential to be a direct threat. These are highly sophisticated structured craft that are crewed by highly trained very competent Alien Beings. The military air force has pursued these craft after notification from sophisticated radar installations. How do I know? I have seen them in the area at the same time, just cruising at low altitude waiting for an opportunity to pursue the UFO and film it with high speed gun cameras! That's exactly what I would do if I had the same equipment. What a 'buzz' that would be.

The Uninvited Visitors.

Just to finish off this chapter on, "What you can learn from UFO Observation", I would just like to mention a couple of things that your awareness should be 'tuned into', therefore become part of your heightened consciousness, especially once you start actually seeing UFO's, and if you report them to be published in the media or spoken about at public meetings.

It is well recorded that people who voice their opinions to the public, or discuss anything that may be seen as 'controversial' by some when openly discussing the UFO subject, will most probably come under cautionary observation. The 'Authorities', have a long association of 'spying' on persons directly actively involved with the UFO field. This could range from phone taps, open observation to your every move when you leave home to see where you go and who you associate with. This can be fully clandestine or deliberately letting you notice them observing you as a subtle warning that you are being watched. They may even send out an 'undercover agent' that will look and act just the opposite to what he/she really is, and what they are doing. The 'act' usually goes to total 'extreme' and is very difficult to pick unless you are one jump ahead of them, and then show them in same manner that you are awake to their 'silly antics' so back off.

Just like you are training to develop a wide perception visually when learning “How to see UFO’s”, it becomes the same in your every day life. Becoming aware, by expanding the environment that surrounds you, so that you are aware of 2 or 3 times more area around you, than you were before this exercise.

Remember, that all of your electronic communications, including mobile phones and e-mails, are being monitored by “Echelon” type monitoring and recording centres located at various locations around the world. A ‘Key Word’ like “UFO” or “Alien” will be enough to start a file on you. Check the Internet if you want more details on this.

Not so much reported these days, but became quite frequent in years gone by, were the “Three Men in Black”. Visitations to a witness who had a close encounter UFO sighting. They would turn up at the doorstep of the witness, sometimes only several minutes after the sighting. The “Men in Black” would then threaten the witness not to speak about what they had just witnessed. Any photographs were confiscated, and other evidence was taken from the witness who was by now so afraid of the situation, willingly abided to their demands. You can learn more on these M.I.B visitors elsewhere.

Basically, your discoveries and observations are of interest to the ‘authorities’ who ever they may be working for and reporting back to. They want to up-date their files on the subject too. So in effect, you are also working for ‘them’ by supplying new information.

I will describe a few interesting situations that have occurred to me over recent years. They are suspicious and sometimes a little bazaar but no doubt, they are directly associated with the UFO subject as far as I can make out.

Discussion over the phone to a lady in Perth Western Australia about her “Alien Abduction” experiences, where she informed me on her intention to visit the East Coast in the near future [1999], and would like to meet up with me for a face-to-face meeting. I agreed and was looking forward to it.

The day had come when the W.A. lady rang to say she was now in town, so we arranged a meeting place for coffee. We chose a coffee shop that had an outside seating area.

During the long and interesting conversation, I happen to suddenly look up for no apparent reason to 'eyeball' a gentleman in a dark suit standing in the doorway of a nearby shop. He was staring directly at me with an expressionless face, and holding something I could not recognise in his hand at waist height. We stared each other in the eye without flinching for around 10 seconds, until I slowly nodded my head in a positive acknowledgement manner as if to say, "I know what you are doing, so hello to you". I then looked away from him and continued conversation with my guest. Half a minute later, another glance at the doorway where the man had been, but he was no longer there. It may just be a coincidence, but men in suits are a rare sight in Grafton being the large country town that it is.

Mid winter in 1999, a young local man had informed me by phone of his numerous Alien Abduction experiences and again we arranged a meeting face-to-face over coffee, this time at a coffee shop in the Grafton Shopping Mall.

It was a clear but very cool morning. We met, and each had warm jackets on due to the cool breeze blowing. We sat down along the hand rail at a table with an umbrella through the hole in the centre of the table. We spoke for a short time in general conversation while settling down. Suddenly, the umbrella slowly slid down to close around us. We laughed at this, so I stood up and slid the umbrella up again, turning the locking device hoping to hold it up. We continued our conversation until the umbrella again slid down to close around our ears. I stood up again re-opening the umbrella, and with force turned the locking device hard locked. "That should hold it!" I said jokingly. We started to talk again and the umbrella slid down a third time, as if someone had loosened the locking device. We had enough of this, so decided to move to another table without an umbrella, to along the wall near a window that looked into the actual coffee shop. I grabbed the umbrella, quickly put it up again and lightly tightened to locking mechanism in sheer frustration. I did not care if it slid down again because we were no longer sitting there. We stayed at that setting for an hour, and that umbrella did not slide down again. It was if it had just done it because we were there, or someone wanted us to move.

Furthering our conversation, now getting into the details of his abduction experience, approaching toward me from where I was sitting comes an unusual looking gentleman. Remember, it was a cool winter's morning. This man was of solid build and quite large statuette. I thought, "He is strong yet has never worked hard but also never in need". His nationality was what I would call, "Pure Blood Aryeen".

But the most unusual thing about this stranger was the manner he was dressed. It looked as if he had borrowed his cloths from a much smaller person. His shorts were tight fitting and looked uncomfortable. His t-shirt was about 3 sizes too small, and so tight fitting it almost looked ridiculous. He stood out in the crowd on this day in Grafton that is for sure. Obviously a visitor to town but, "Where was he from?" He sat down at the table facing me, just behind my guest. He placed a small black box about 5x3 inches [125x75 mm] on the table and stared at it for the full hour we were there. He did not order anything to eat or drink, just kept his eyes down onto this box. I wish I had my camera. After the hour was up, my guest and I left by the front steps. At the base of the steps, I looked around at the table where this other man was sitting, but he had gone. Strange to leave at the same time and not seen on any of the walk-ways. He just seemed to have vanished. He would have overheard some of our conversation I am sure.

I stopped at the Post Office one day to check my mail. Just before entering the walkway up toward the mail boxes, I was confronted and stopped by a man in a black suit and tie, business man type. He had a younger offsider with him that stood in a position blocking my way along the footpath if that was where I was heading. The older gentleman produced a small wooden box, slid back the lid to display a grid system of various colour combinations. He said he was doing a survey, but would not expand on that when asked. He asked me which group of colours I liked the best. "What is it for?" "Advertising product covers?" I asked. He said, "Just which colours do you like the best?" I thought this was some kind of a set-up. His buddy was not saying anything just blocking the way. Thinking there must be a reason he wants me to touch the box of colours, I was having no part of that. So I pointed with my upturned little finger

making sure not to make contact with the box. If he intended to quickly move the box up so as to touch my finger, he would only get my little finger nail. Any potent poison would do the trick once absorbed onto the skin, or I had a sandwich for lunch without washing my hands. These were the things I was trying to avoid. After indicating my choice, I stepped around him and headed to the mail box area. Just as I get there, I turned to see if he was asking the same of others on the footpath. They were no longer there. I quickly collected my mail and hurried to the footpath thinking they may have moved along a little further. They were nowhere to be seen. That made it a strange situation. They may have been waiting just to confront me. Job done [but failed in one aspect if you know what I mean] then left.

During UFO activity on April Fools day 1998, just after filming unknown persons releasing a hoax device, the phone rang and the gentleman on the other end started enquiring about the recent UFO activity, particularly the orange/red [Amber] lights in the sky. I said that they were the garbage bag hoax devices. He said, "Oh, you know about them do you?" He said he was at work, but when asked, would not say where. He than asked me to hold while he answered the other phone. He played background music while I held on awaiting his return. I presumed our conversation was being recorded and it was while on hold, expected me to make comments or just listen to the background sounds on my end. I said nothing until he returned. I asked him, if he knew anything about the orange lights in the sky, than please inform me because I have to answer enquiries from the public on these matters. He said he was not in a position to comment. He then said, "Did I tell you where I work?" I said, "no, but can you?" He again said he was not allowed to say. He seemed to be manning a reception desk somewhere with a number of phone line connections. I then said, "Not all orange UFO's are hoax garbage bags!" and he surprisingly agreed with me. I then asked how he knows this but he refused to elaborate further. We signed off and hung up. Strange call that one.

There are other situations but I will not go into them. The important thing is, that there are people that will most probably find their way into your life one way or another just because you study the UFO phenomena and voice your opinion either based on personal

observations or forming your own ideas around someone else's research. It is the conspiracy theorists that often receive the most attention, mainly because their statements are the most damning toward 'authorities' and the accepted 'normal' explanations surrounding the UFO and related subjects.

Even though someone in the UFO field may be of interest to certain persons unknown to them and often unseen, the truth of the matter probably is, that they want to know what you know, because that is how they themselves are learning about the subject. I can assure you here that the authorities do not know as much about the subject as most in the UFO field think they do. Why? Because the UFO subject is more complex than, just Aliens in Space Craft. What I want to learn is, "What are these other types of UFO I have seen and filmed flying about in our skies?" If and when I can answer that question, only then I will be satisfied.

It is the duplication of the flight characteristics demonstrated by the UFO in flight that interests the "Black Project" scientists. The UFO has demonstrated that "It can be done", now it is us humans that will try to adapt these mysterious flight abilities to a craft that we can safely build and fly. If and when we do discover this 'secret' means of propulsion, we can then explore the Universe and have the ability built within the craft to travel great distances in short amounts of time. The real "Time Travel" craft will be available.

I have a name that I sometimes call the "Probe" type UFO. The very bright objects that flare up over populated areas, sometimes at very low altitudes below 1000 feet [300 metres], I call the "Organic Star". Organic as in carbon based compounds of very high radiation that generate an almost endless supply of high power energy. This is what they could be powered by, and is a product of the Universe itself. These could be a living "Organic Star" that has the ability to travel vast distances by harnessing energies that react with carbon compounds from special areas of all galaxies, therefore producing their 'secret' power supplies. They could be the true "Eternal Flame". The questions are, "How does the UFO do it?" and "Is there a direct relationship between these and other mystery UFO's, to the Aliens in the structured Space Craft of the Flying Saucer type?"

CHAPTER ELEVEN.

Hoax Garbage Bag Devices Used to Deter UFO Activity.

In 1996 there was an alleged report of a station wagon vehicle containing 3 or 4 men who were seen acting suspiciously, and launching illuminated hot air balloon type devices in the Australian outback community of Alice Springs. This incident was reported to the local Police by a local law abiding citizen. The Police responded, and quickly found the vehicle in question with its occupants. A search of the vehicle found the necessary materials to make several of these “hot air balloon” type devices. [Probably large plastic garbage bags, rolls of thin wire, some made into hoops and packets of “Jiffy” petroleum based wax fire lighters would have been among the materials found, for this is what they are made from].

When questioned by the Police about their activities and asked to explain the ‘evidence’ found in the vehicle, the men refused to co-operate. They each claimed “Diplomatic Immunity”. They produced the appropriate ID’s and stated they were working at Pine Gap. They were left to continue what they were doing, rendering the Police powerless to intervene.

QUESTION:

“Why would such persons be letting these simple hot air balloon type devices off in the Central Australian outback?”

My Theory:

Years between 1996 and 1999 were a period of constant and sometimes intense UFO activity Australia wide. Pine Gap has sophisticated radar, including it is reported, “Over the Horizon Radar”. It would be considered highly probable, that such Radar centres would be monitoring UFO activity within Australia, if not Worldwide.

No one can stop the UFO from flying where ever it wants to, yet there may be a way to divert the UFO away from populated areas, so that residents have a less likely chance of observing the real UFO craft that were visiting us at the time.

“Such methods of diversion of UFO activity could be the deployment of these Hoax Garbage Bag Devices”.

Because of my nightly Skywatching vigils during this period of time, I witnessed and video taped a total of over 50 different hoax device events. I noticed that the hoax device activity would start up in numerous locations around Australia [including Tasmania] ALL AT THE SAME TIME.

Now you can not tell me this was just a coincidence, because it happened this way numerous times. Not only did the hoax device BEGIN at the same time, it also STOPPED at the same time all around the country. Yes, there were still the odd reports of hoax device activity, yet the main bulk of activity stopped at once.

I also noticed that as soon as the hoax device activity began and was seen almost nightly, there was an immediate increase in real UFO sighting activity. I drew graphs of the frequency of my personal UFO sightings, and hoax device activity. What I found was, that the hoax device activity increased, peaked and decreased at THE SAME RATE as the UFO activity. This was more than co-incidental. Appearing more like a deliberately designed plan that was being implemented Australia wide.

Yes, some devices were launched by local teenagers and pranksters, this I have no doubt about. I captured such an event on video on April Fools day 1998. But putting all the launchings of these devices down to just local kids Australia wide is impossible. I doubt very much that the kid's network of communication would be capable of organizing such events on a nation wide scale. It takes a large organisation with lots of staff and money to arrange and implement such activities at a moments notice. And who ever was doing it, had tested the devices and found they did the appropriate job required.

Pine Gap U.S.A. Diplomats tested it. It was then implemented Australia wide when UFO activity was seen to increase. When the UFO activity increased, so did the hoax device launching. When UFO activity decreased or stopped, so did the hoax device launching. They were active and inactive at the same time.

All I can think of is, that the devices when launched so as to drift slowly over towns, populated rural areas and large cities

including Sydney, Melbourne, Brisbane, Adelaide and Perth at times of real UFO activity, “So that the genuine UFO would take diversionary action by altering their flight paths to avoid flying over populated towns and cities”, therefore avoiding being witnessed or detected by the general public. It was better the public see the hoax devices rather than the real UFO.

It had been proven that the UFO stayed clear of areas where these devices were launched. Not because the UFO was afraid of them, but possibly they were very weary of potential threat even though the UFO did not know what they were. It worked.

Phoenix Arizona USA.

The “Phoenix Lights” was a major UFO event on March 13th 1997. Numerous video clips of the event were taken, with thousands of witnesses to the 10 pm event.

A large “Boomerang” formation of orange lights hung at low altitude clearly seen from the city of Phoenix. What they actually were, has still not been successfully analysed or proven beyond reasonable doubt by the Researchers looking into the event.

This is what I consider happened, and to be the real answer to the Phoenix Lights 10 pm event.

It is little known, yet the evidence is available for those that want to look into it. Early in the evening at 7.30 pm on the 13th March 1997, Jeff Willis, a Phoenix Skywatcher video taped 2 brightly illuminated genuine UFO’s hovering and moving around an area near Goldwater Air force base. [The same area where the Phoenix Lights event later occurred]. These UFO were very clearly seen, and lingered for about 5 minutes. Genuine UFO’s were in the area at the time.

Earlier, in the outskirts of the Phoenix district, a huge solid boomerang craft was witnessed. They describe the sharp outline and edges of the object. It was a solid craft. Tim Ley and family also witnessed a very large formation of objects in “Boomerang” formation pass directly overhead. This was another genuine UFO event in the Phoenix district. FACT: There were large formations and other UFO craft flying over Phoenix, the State of Arizona and surrounding States. There was a major UFO “Flap” in progress.

The local military were made aware of these UFO craft flying in the area as recorded on radar. They ‘scrambled’ jets at the time as witnessed, from Luke Air Force Base. The military were aware of these large craft being seen by the general public of Phoenix. They would [obviously] have received numerous calls describing the same UFO. The plan was put into action to divert the REAL UFO away from the population of Phoenix. A real solid UFO craft would be impossible to explain away, yet just a formation of orange lights could be. The ‘official’ explanation would be, “Flares dropped from military aircraft”. End of story. Argue all you like. The authorities get let off easily. And this is exactly what the military did. They dropped flares over the area where the real UFO were hovering early in the evening as filmed by Skywatcher Jeff Willis. Everyone saw the flares, but only a few saw the genuine UFO’s. The same successful implementation of man made flares [In other locations they launch hoax devices] was applied with successful results. This is the answer to the “Phoenix Lights” 10 pm event.

Even today, Researchers are combining the real UFO event with the flare drop saying the so called, “Boomerang” object in the 10 pm flare drop event, was the same one that flew across Arizona and surrounding States”. They are getting the events mixed-up, combining them as one and the same object, which they are not.

Back to Grafton Australia.

The UFO still visited the Grafton area in numbers despite the hoax application. This area appears to be on a “UFO Flight Path”.

Eyewitness Report:

A phone call from a friend informing me that one of these hoax device’s had landed in her house yard in the early hours of that morning, and I should come and collect it. She explains how the events unfolded.

It was around 2 am on a Saturday morning and she had got up to go to the bathroom. While up, she went out onto the side verandah to have a cigarette. She did not smoke in the house for consideration to the rest of the family. She was enjoying her smoke and looking at the dark night sky full of stars, when from the East and just above roof top, she saw an orange illuminated object heading her way.

She could not believe her eyes when the fiery object began to descend to eventually land in her large house yard. She immediately identified it as one of the hoax garbage bag devices, for we had discussed such things previously. Besides, the device was still burning when it landed and the flame was clearly seen.

She suddenly heard heavy footsteps approaching the house down her gravel covered driveway. The night was still and quiet and she recognised the heavy footsteps as from someone wearing heavy work boots, similar to what her truck driver husband might wear. When nearing the house, she called out asking the intruder what he was doing, and warned him that he was on private property.

The man was around 34 years age by her estimation, and was not dressed as if he was returning home after a late Friday night out on the town. He stated that he was trying to find a way through to the next street, turned and headed back the way he came. She then heard his footsteps fade, than heard a car door slam and a vehicle drive off. She immediately thought this strange and considered the young man had actually made an effort to retrieve this fallen hoax device. Maybe it was he who had launched the device in the first place.

It seems pointless to launch such a device so early in the morning if you were trying to impress or fool the public, there is no one around that time in the morning. Unless the purpose of the exercise was as I had suggested earlier, in this case, time would not matter.

I retrieved the device and now had the evidence of how they were constructed and what materials were used. The wire frame was interesting, it consisted of a high tensile wire coated with copper [to resist rust] this was coated in a thin hard plastic coating. Each wire was a measured length as if purchased in a craft pack. These were twisted together to form a hoop the same size as the large plastic garbage bag opening.

I took a sample of this wire to an Auto Electrician, who was unable to positively identify the wire type or use, yet suggested it could be a craft wire. I then checked with the three craft outlets in town. None of these had ever sold this wire or could identify it. It appears the wire was especially brought in from out of town. This was becoming more likely that my theory on the hoax devices source

was becoming more likely. Being a farming community here, access to fencing wire would not be a problem and more cost effective. Yet special wire was used.

My inquiries at the local Police Station re the hoax devices was met with a cold reception stating, “I don’t want to know about the b****y things”. “It is only kids letting them off”. I could see my time was limited here and answers would be scarce, so I asked this question of the Officer, “Can you be 100% sure that all of these orange lights in the sky are these devices let off by local kids?” He stopped walking away, hesitated as if pondering the facts as he knows them and stated, “No I can’t”. That was all I wanted to hear and thanked him for his co-operation as I left.

There is more behind these hoax garbage bag devices than we may consider. UFO activity has been very limited since January 2000. So has the appearance of the hoax devices.



A large “wheelie bin” garbage bag attached to a wire hoop with tape. Another piece of wire is attached to the wire hoop that bi-sects the hoop. The centre of this wire is bent into a slight “U” shape to hold the spiked wax fire lighter in place to stop it slipping closer to the perimeter of the hoop. This would endanger the bag igniting if the fire lighter slipped during the burn. If a second fire lighter is used to make a “double”, than the 2 metre [6 ft.] wire is twisted around the “U” section of the diagonal wire. The second fire lighter is attached to this wire by twisting it around the fire lighter.

Launching.

A hand held portable gas torch is lit. An assistant holds the top of the bag full length off the ground high enough to aim the gas torch up into the centre of the bag without burning it. The air inside the bag soon heats up to fill out the bag. Once full of heated air, it will begin to self-lift. Just before launching, train the gas torch onto the fire lighter to ignite it. The device will now lift off like a hot air balloon and drift in the direction of the prevailing breeze.

DANGER.

Under no circumstances should you try this. These devices drip burning wax during flight and can self ignite. If this happens, the device will fall to the ground burning, and could start a serious fire. This endangering community property and if you get caught setting these things off, you will be charged under criminal law and heavily fined. If you burn property, the consequences are very severe.

“SO DO NOT BUILD THESE DEVICES!”

The “Doubles”.

Sometimes, there is a 2 metre [6 ft.] length of thin wire attached to the main frame of the device where a second wax fire lighter is attached, thus forming a “Double” illumination device. These look impressive, yet are still easily identified once you know what to look for. I have video of four “double” hoax devices together. These would require at least two persons to launch the ‘double’ devices because of the handling difficulties when setting up to launch.

To aid my identification of these hoax devices sent in on video by others, I have deliberately manually adjusted the video camera lens to out of focus while filming a known hoax device. This assists with identification of the illumination due to the more noticeable ‘flickering’ of the flame from the fire lighter. Some witnesses have video taped these devices while having their camera set on automatic focus for normal daytime videoing. However, for night filming, you must use manual focus to stop the auto focus from zooming in and out [searching] while attempting to find a suitable focus.

The history of the “Hoax UFO” devices launched around Australia and other countries around the world seems to be an

ongoing concern for Skywatchers and UFOlogists. I have been following the regularity of these launches since 1997 locally and around the world, usually in video footage and sighting reports. You would be very surprised just how many of these devices are recorded as true UFO's, and not recognised as hoax devices by the investigative researcher.

I have just analysed recent footage from Mexico that was presented as genuine UFO, but in fact turns out to be these hoax devices released by local persons unknown. With over 50 such sightings personally witnessed and video taped, I have become very familiar with the identification of these devices. Good video footage of these devices is quite easy to demonstrate the features of the hoax device. The difficult part is convincing the researchers once the reports are presented by them as real UFO's. The evidence is usually seen 'within' the objects once enhanced. There are unique characteristics that positively identify these objects as hoax devices.

Hoax Device followed by Genuine UFO.

There had not been any hoax device launches over this location for some time, until 27th June 2005. Early evening around dusk [5:30 pm], I noticed a slowly approaching orange illumination just below cloud base of approx. 3,000 ft. It looked like the hoax device by the colour, "electric radiator amber red or flame red/orange". The regular pulsing in brightness had me intrigued, so I set my camera on a tripod and began to video it. The pulsing stopped, and as I zoomed in, I could see the burning drops of wax falling from the illumination, thus confirming the hoax device. I used some digital zoom, and could see the flame reflecting off the balloon above the flame as it swirled around while being blown by the air current it was drifting in.

As the object drifted into the distance, it passed by clear sky. This brighter area enabled the dark balloon above the flame to be silhouetted against the sky. These features confirmed the hoax device. The construction methods used for this device appeared different to the garbage bag construction. This one was like an ignited wax block [fuel source] suspended below a gas filled balloon, where the balloon did the lifting. The garbage bag device works like a hot air balloon, where the flame heats the air inside the bag to give lift.

UFO Fly-by.

Almost immediately after I had lost sight of the hoax device, a fast moving, brightly illuminated low altitude object approached from the S-W, passed almost directly overhead and was lost from view low on the N-E horizon. I still had the camera recording, so was able to get right onto this object and video it. The bright illumination was 'silver white' or 'Star' like similar to, yet larger than Venus in size. This object was no satellite of aircraft. The obvious low altitude, speed, size and brightness indicate UFO. I have seen and video taped similar UFO's before, but this one was very close.

As the object flew away, the footage shows the object not as bright as when approaching. The front of the object was much brighter than the rear of the object. If it were an object with even surface brightness as I had seen before, like a "glowing sphere", the brightness would be the same. There is also an indication of some spinning/rotation of the object seen in the stabilized video clips.


It was so unusual to have a genuine UFO follow a man made hoax device. I wonder if whoever launched this device were aware of this UFO? Who got pre-warning that the UFO was heading this way toward Grafton? The construction of this hoax device was not the usual method of construction as all previous ones that I had seen over this area. The balloon was probably filled with lighter than air gas, probably Helium. The question arises, "Where do you get Helium from around here?" It is obvious that your average school student would not have a bottle at home or readily available for such an exercise. The balloon was quite large and not the type readily available around town I would imagine. It was probably one of the large heavy duty rubber balloons by the size of it. I would have liked to have retrieved this one.

The fuel source appeared larger and brighter than the usual wax based fire lighter usually used to give lift. But this object did not need the hot flame to give lift that was achieved by the balloon. The flame was only required to give illumination to the object for overall effect when airborne.

CHAPTER TWELVE.

Unconventional Aircraft or “Alien Space Craft”.

At this stage of this book, I have described many different types of genuine UFO, from ‘fuzzy mysterious objects’ to ‘unidentified bright lights in the sky’, larger clusters of small illuminations that seem to indicate a large space craft that may contain Alien Beings, because of the size and nature of the object in question. So you may be asking, “What about the Alien Space Craft?” “Are they a reality?” Well, based on my observations the answer is an overwhelming, “Yes!” Following is what I back my claims upon, based purely on my personal observations.



Graphic of the “Alien Space Craft” witnessed on three different occasions. There were two of these flying silently, one behind the other.

Grafton N.S.W. Australia - 24th. November 1999.

Aware that UFO activity had been spasmodic during this period of time around the Grafton area, I had been keeping a regular Skywatching vigil day and night. On the night of Wednesday 24th November 1999, I would witness the most amazing UFO sighting of not one, but TWO solid UFO craft that can rightly be classified as

truly “Unconventional Aircraft” or “Alien Space Craft”. I had seen many UFO objects and UFO craft to date, yet nothing as convincing as what I witnessed on this night.

Early Evening.

I had spent some time on my balcony which faces N-W-W towards the mountain range, making the horizon some 60 Klm away. My other view is toward the North, overlooking the entire Grafton City. I was in an ideal Skywatching location and the main reason for living where I did. I had seen what I call “Indicators” of UFO activity over the last few evenings, so was aware that more UFO activity was a high possibility, as had been proven in the past using the same “Indicator” sightings.

I had my Sony zero light lux night vision video camera and 12x50 binoculars sitting on the small table if I should see something worth recording or checking out. No real UFO type activity was seen at this point in time, so I checked the clock. Time was 8:30 pm. I grabbed my video camera off the table and decided to retire for the night. While in the kitchen I decided to make a coffee before bed so boiled the jug.

Red Light Array Craft.

At 8:40 pm I walked out onto the balcony, coffee in hand, and looking directly N-W-W I noticed an arrangement of red lights suspended just above a farmhouse 1.3 Klm away. The arrangement of lights was tilted slightly as shown in the graphic. My first thoughts were that a light aircraft was coming in to land at the South Grafton airfield. A few moments passed, yet the ‘aircraft’ remained stationery. I immediately realised that this was no normal aircraft.

I turned to grab my binoculars off the table so as to get a closer look at this craft. Unfortunately, my video camera was now inside and out of reach. I had to be content with a close look at it through binoculars. When I turned back toward where I had seen the craft, I could see it had begun to move toward my direction. It was just above tree top level and moving quickly. At one point, it dipped and re-leveled as if it was on automatic altitude control. There was a small gully where it dipped, so this may have been the case.

[Similar to the capabilities of the F-111 aircraft] I followed the rest of its flight while observing the craft through the binoculars. The craft filled the view, so I was getting a good close look at this object. Now only 150 metres [yards] away, the craft remained just above tree top while flying over residential homes in that area.

The craft described here, can only be one of two things;

1. **Secret military aircraft** using silent “Electro-magnetic” propulsion or similar.
2. **Alien Spacecraft** ‘Manned’ by a highly trained flight crew.

Looking for the Crew.

It was now so close, that I thought I should be able to clearly see the pilot and cockpit. There was NO COCKPIT. I looked for wings and tail plane. THERE WAS NONE.

Red Lights.

The red lights were surrounding the profile shape of the craft similar as shown in the graphic. I took specific notice of the red lights at the very front of the craft. I was now 90% convinced this was a real UFO craft. The red lights were of three different sizes and brightness. The very front red light was brightest on the craft body, with smaller red lights either side of this. Between these and over the whole profile of the craft, were numerous small red lights. The mid size red lights were evenly spaced around the craft profile.

Underneath the centre of the craft, was a large “tail light red” fast strobbing red light flashing around 2-3 times per second. None of the other many red lights were blinking or flashing.

Body of Craft.

Now super curious as to what I was looking at, I could just make out the body of the craft through the numerous red lights. I could see a pale white lens shape fuselage. The body of the craft seemed to be slightly ‘glowing’ rather than reflecting light.

The only marking or feature I could see on the body of the craft, was a dark vertical ‘band’ on the lower half of the front leading edge of the craft. I later considered that this could be the ‘cockpit’ where the crew could observe the land below. This would be an ideal viewing position.

I estimate the overall diameter of the craft, to be somewhere around 4 metres or 12-15 feet. I compared the trees and houses that it flew over to estimate size. I was lucky enough to get a good clear view of the craft as it flew in open sky between nearby trees.

No Noise.

Still not totally 100% convinced what this object was, especially because it was all happening so fast. All this analysis was churning over in my mind. I like to be able to quickly identify something so that I can study it within appropriate guidelines.

If it is a commercial or military jet, I will expect to be, “blown off the balcony with the noise!” it was so close. When the craft had flown out of view beyond my viewing position, I braced myself for the blast of a jet engine. “THERE WAS NO NOISE!” I was now 100% convinced I had just witnessed a true “Unconventional Aircraft” of the UFO type. Was this “theirs or ours?” was my next thought. Either way, this craft was using a type of silent “Electro-magnetic” propulsion or similar, certainly not conventional jet engines.

A Second Similar Craft.

The above sighting only lasted around 15 seconds. And flew at an estimated speed of 200+ Klm/hr. Can you imagine how much information I was trying to filter through my mind in that short amount of time.

I no sooner turned toward the direction where I first witnessed this craft, when I saw a second identical craft. This one was following the exact path as the first. Same object, same altitude and flight characteristics, same red light array. This one approx. 20 seconds behind the first craft.

Smoking Gun footage: This is a phrase much over used in recent years relating to UFO footage. What is the definitive “Smoking Gun UFO footage?”

I just wish I had my video camera on the table instead of the binoculars. I would have then been able to show you exactly what “Smoking Gun” UFO footage is. I would have had the best footage ever to show you. But what would I have done with the footage if I had taken it? Think about it.

What if one day I do get that “Smoking Gun” footage? Do I tell my local TV Network so they can show it on local and National News? What then? And would there be any repercussions? Do I advertise it to the highest bidder? Or, do I just hand it out for free to whoever wants a copy? I suppose I will just have to wait until I get the footage, than decide. It could happen one day. Who do they belong to? This is the definitive question. One that is not easy to answer.

The FACTS.

They were a structured craft. They had to be designed and manufactured somewhere. The compounds and minerals [raw materials] that the craft was constructed of had to be mined, refined, blended, tested and molded etc. The builders and designers of the craft had to be trained by highly educated professionals, with great engineering minds and equipment. The electronics had to be “state of the art”, and computer controlled. [E.g. The automatic altitude flight control] The craft would require flight-testing, and numerous prototype testing and development programs.

The way the craft flew, it is very highly probable that it contained a crew. “Who were they?” And, “Where do they come from?” “Where are these craft housed?” And, “How many of them are there?” Do they have “Weapons of Mass Destruction on board?” If so, than “Who are they prepared to use them on, and under what circumstances would they be forced to defend themselves?” Well, I suppose they have the right to defend themselves against aggression. That is the unwritten Law of Nature. Finally, “What the hell are they doing here?”

They Return.

During the next couple of months, Nov-Jan, I saw the same craft on two other occasions. Two weeks after the first sighting, I see a red light fly in front of a farmhouse some 2 Klm toward the west. This time I have my video camera in my hand a start filming. I missed the first one, yet thought, “If that is them, a second will follow”, and it did. I captured 5 frames only of the second object. The frames were useless to enhance, so still had no images of them.

Next sighting of this craft was just after Sunset while still quite light. I just happen to lean over the balcony rail so as to look overhead for any cloud cover, when I saw the Red Light Array Craft

[could be called the “Red Baron”] The craft flew directly over the front of my house at low altitude of 30 metres [100 ft.] and heading S-W-W. I watched its lights through an open branched tree on a ridge 100 metres away. I quickly began to video, but it disappeared behind the ridge line. I continued to video just in case I caught it ascending in the distance, but did not see it again. This object was very bold showing itself so early in the evening at low altitude over homes on the outskirts of town. It was so quick and silent; you would have to be lucky to see them. I heard of no other witnesses other than the following.

Another Witness.

A phone call revealed that two children around 9 and 11 yrs old were out playing early one evening on a property to the South-East of Grafton. [This is the direction that I had seen them flying toward] The children ran inside and told the story of their sighting to their mother.

The children had witnesses a craft that had red lights around its perimeter. The craft was circular, and hovering motionless just above treetop just a short distance from them. They watched it for a short time, than it suddenly moved from view and out of sight. The children each drew a coloured drawing of what they had seen. The drawings were identical. I had arranged to see the drawings, but they were suddenly worried about copyright. Don't know why, for copyright always remains with the 'artist'. So nothing more was done to enable me to see the drawings or talk to the children.

It appears the “Red Baron” may have returned on the 27 -28th. January 2003. The RAAF were flying east of town, which they do when on general exercise. They were closer than usual, so I grab my video camera to video them, even if I use the footage for comparison purposes and recording the event. I did this a couple of times when I could hear the jets but not see them.

After the fourth time of racing out onto the balcony with my camera, the next time I left it inside. I leaned over the balcony rail and looked up toward the South. There below cloud level at around 3,000 feet and around 1 Klm from me, was an Illuminated craft similar to the Red Light Array craft described above. It slowly moved Westward at a speed below stall speed of an aircraft. It was silent and close

to hear any engine noise if it had any. It was silent, and seemed to be just drifting along. "Hell, UFO!" I thought. So I quickly raced inside, grabbed my video camera, and out again to try to get this craft on tape. There are real UFO craft out there if you are lucky enough to see them. When you DO see them, you want to see more. You must put in the effort to get the results that I have, and you too can succeed.

Other Events at the Time.

There was RAAF activity around the area of Northern Rivers District. Checks with RAAF exercise logs, show that no planned exercises were logged, or official flight plans recorded, at the time they were seen and recorded on video flying around the areas where the "Red Light Array" UFO crafts were seen on 24th Nov.

1. The Guyra incident, where a 'meteor' landed in their town water supply dam and flattened reeds, plus gouged a deep furrow in the bedrock.
2. The cattle in the Darling Downs Southeast Queensland were mysteriously breaking through the Western boundary fences each morning for a period of weeks.
3. Mystery aircraft flying at low altitude over Indonesian Islands. RAAF denied them to be theirs. Closest approach of RAAF some 300 Klm away.
4. Triple 'Satellite' formation seen over Guyra Mountains at time of 'meteor' landing. [This on video footage]
5. Motorist on Western Highway near Guyra stopped by object covered in numerous red lights. He thought it a truck across the Highway. He acquires mysterious radiation type burns to his face and hands. Incident reported to local Police. Object across Highway remains a mystery.
6. Numerous meteor pieces fall through house roofs and land where they are picked up. Seem to be slow entry meteors.
7. Numerous reports of slow moving, long bright tailed meteors reported in the North NSW and Southern Queensland night skies.

8. Red UFO craft seen during New Years Eve 1999-2000 fireworks displays in Tasmania and New Zealand.
9. Red Light Array UFO witnessed Northern Suburbs of Brisbane Qld.
10. More Red Light Array UFO's seen around Grafton and Coffs Harbour in November - December 1999.
11. RAAF seen in areas where Red Light Array UFO's seen.
12. Sonic Booms heard Northern NSW Hinterland.
13. UFO 'Probe' type bright objects frequently seen at night.

Mystery on Jupiter's Moon.





Photo taken on the Galileo mission Nov. 4th 1996, of a crater in the Valhalla region of Jupiter's moon Callisto. The anomalous feature is the "head" shaped structure on the inner edge of the crater. When I got the image off the Internet and onto computer, I placed a mask around the "helmet" shape and copied the "face" into image processing software, and adjusted various filters until I came up with this image. I was basically trying to look into the shadow area looking for details. You can imagine the shock when this "face" was revealed. I then pasted the masked section back into the original position, again making the image complete. The image on the right is the final result. It is the same as the ancient Olmec Heads from South Central Mexico. Check the Internet for more details on them. [NASA image]

CHAPTER THIRTEEN.

Mothman Prophecies and Other Mysteries that Effect our Future.

There has been much written about the Mothman since the 1966-67 events around Point Pleasant, West Virginia (USA). The events were researched by respected UFO Researcher John A. Keel [USA], who later published his findings in a book entitled, "The Mothman Prophecies". A red eyed flying creature, seemed to be directly associated with the UFO activity witnessed in the area at that time.

The Mothman attempted to warn about an impending disaster 13 months before the bridge collapse in Point Pleasant, killing 46 persons. The Mothman seemed to have the ability to predict or foresee the future. There are many web sites containing details of these events, also listings of books and media material available for you to follow-up and study these cases in detail.

It was not until I personally witnessed an unusual flying 'thing' while Skywatching for UFO's late July 2004, that my interest was directly aimed at the Mothman details. I had seen a fast flying low altitude 'black object' around 8-10 feet or [3 metres] long. The interesting feature was a 'twin tail' like a swallow tail. I immediately thought "Mothman?" I did not see red eyes or other colour, just the dark profile against the night sky of something large with a narrow tapering twin tail feature that could be scooped back wings. No noise was heard, even though the 'object' was only around 30-45 metre's away. A web search for "Mothman", showed numerous sites containing details on the subject.

One night around October 2004, I had just set up my position to Skywatch, turned around to look into the Northern sky, when a mysterious large 'winged' object flew directly over my head only one metre above me. It had a wing span of four metres, and wing breadth of around 45 cm. I could clearly see the alternate dark and lighter grey striping that was a feature over the whole wing span of the object.

It silently flew just below roof eave level and into the darkness across the street where it was lost from view.

It was as if it was waiting for me to come outside, then swooped down low overhead so that I would notice it. I could not see a 'body' form, just the broad wing span of whatever this object was. I again thought "Mothman", I am not sure what it actually was, but it did not appear to be a craft as such, but a "living entity" of some form.

I discussed earlier in this book, how the UFO has demonstrated that it can see into the future. They sometimes appear before disasters as if they know in advance that they are to occur. This is shown in many cases, and some where the connection has not been generally recognised to have occurred. If this is a fact, then this could lead us into another dimensional aspect of the capabilities of the UFO, at least some of them, maybe not all. Which ones is a big question. However, the next section may lead us into a direction where at least some of the answers could be revealed.

UFO's and Angels.

Since my early years, I had been made aware that there were "Guardian Angels" that followed us around during our daily lives. I had been saved from drowning, avoided motor accidents plus other unusual circumstances that I personally consider was the protection granted me by my Guardian Angel. I never really went out of my way to study the subject or find more answers, I just accepted it as a natural part of life, and that everyone had their own personal Guardian Angel. And I still think that is how it is.

I have witnessed many UFO events over the years in an attempt to learn about the phenomena, and what it all means. I had learnt that not all UFO's are in fact "Alien Spacecraft" containing Alien Beings, at least not the four-foot Gray Aliens. Many UFO objects are small in size, ranging from tennis ball size to around three metres [10 feet], of course there are many types of UFO that are larger.

In November 1999, I witnessed something that would steer me in another direction of study. My concepts of what UFO's are, and what they do here, got a quick boost of enlightenment. Well, at least what some types of UFO may be doing here. The next few pages will explain and demonstrate how ones analysis can veer into another direction, whilst remaining fixed on already established ideas. An example of how endless this subject sometimes appears.

Angel in the Clouds.



The above image was taken over my location in 1998. The Trade Winds were blowing, and for several days the sky appeared to be full of “Angels”. This image was rotated clockwise 90°.

I just realised. Is this a “sign?” The time this photo was taken, is when the UFO disc activity was finishing and preparing to leave Earth’s skies. Is this ‘Angel’ waving good-bye?

Airline passengers see Sky Full of Angels.

It was reported on radio news, that passengers on an International flight over the Pacific Ocean at high altitude said, “The sky below us was full of Angels as far as you could see”. “It was a beautiful sight yet quite eerie”, one passenger stated.

Guardian Angel?

One evening I was visiting a friend's place, when we could hear the Westpac Rescue Helicopter approaching to land at the local hospital. The chopper usually flew almost over the house roof, for the landing pad was close-by. We both stood on the rear steps to watch the chopper pass almost overhead with its bright landing spot light illuminating the whole area like daytime.

When level with me, I noticed something quickly fly off from just above the rotor blades of the chopper. It was a dull yellow illuminated object, rectangular in shape and about two feet long (60 cm) and 10 inches (25 cm) high. I quickly jumped down off the top step, turned to watch the object fly off toward the East. It was only 100 ft. altitude or less.

The first thing that came to mind was, "Guardian Angel". I considered that under the circumstances of the situation, that the UFO had followed the chopper containing a critical ill passenger, and was there for the sake and well being of the sick person. And I left my thoughts stay with that, for it sounded feasible, yet a little over the top compared to my usual way of thinking if seeing such an object.

"That was a UFO", I said to my friend. "And it was following the chopper so as to look after the ill passenger", I suggested. She accepted that as a probable scenario without question. I wish everyone were like her. We often discuss the situation, and find it even more amazing if true.

Similar event.

I will jump ahead in the sequence of events here, for the final connection between UFO's and Angels is most interesting and very important to me.

In June 2001, I was standing out on my balcony scanning the horizon for unusual activity, when I suddenly noticed a slow moving dull yellow object above the roof of a farmhouse some 1.5 Klm West. The object was such a dull illumination, that I had to look ahead of the object a little so as to catch it in my peripheral vision. I did this a few times and confirmed that yes, it was a UFO and flying at low altitude from the South, and would fly over the Western boundary of town.

I quickly ran inside to get my video camera which was only 5 paces away. When I returned, I could not see the object, yet began videoing the probable path just in case I got lucky. The unusual thing here is, that when I returned outside, there was a light aircraft flying at a similar low altitude to where I had seen the UFO. I thought, "Did the UFO turn into an aircraft?" Or did the aircraft turn into a UFO?" I was a bit confused about that for a moment.

The light aircraft continued flying at very low altitude around the Western boundary of town, and then turned to fly across the Northern boundary, then off toward the North-East. I made some inquiries at the local airport within the next couple of days, and the only conclusion reached was, that the aircraft was the Air Ambulance. It was flying low because the ill patient must have had lung problems, and could not survive pressurised air if flying at altitude, for thin air means less oxygen pressure. Another event where UFO was directly associated with the transportation of critically ill humans.

Angels or UFO's Comfort the Dying.

I would like to share something very personal with you here. I want you to know what my Mother and I witnessed the night my Father died. This is true to the word. So please take these words with you, and ponder over the consequences of this event, and what it would mean to you if the following events happened to your family.

My Father was critically ill in hospital and not expected to last the night. My Mother and I decided we would put in an all night bedside vigil to be with him. I wanted to phone my daughters to tell them that their grandfather was very ill, and may not last the night.

Early that evening, around 8.30 pm, I walked into the car park of the hospital and phoned my daughter on my mobile. She accepted the situation well. Just as we were saying our good-byes, she began to gently weep. Well, this made me overcome with grief also. I got that heavy feeling in my heart.

Bright Star like object.

I looked up into the starry dark sky, and saw a very bright 'star' like object approaching from the South over near-by hills. I was immediately comforted and my grief gone.

I had seen many similar objects before. They were what I call the “UFO Probe” type objects. They are not satellites. The bright object was now behind trees lining the car park, so I walked further up the car park so I could continue to watch this object move off into the distance. It slowly faded into a dim smaller object that went totally out. I then returned to my Father's bedside, yet did not mention this sighting to my Mother until next morning.

White Lights fly off.

In the early hours of the next morning, my Mother suddenly turned to me and said, “What was that?” “What was what?” I replied. She said she had seen a flying light outside the window. She thought it was a plane or something. A little while later she said, “There it is again!” This time it was flying away from the window.

I walked to the window thinking it must have been an aircraft in the distance, or the headlights of a passing car shining into the window. I waited until a car passed-by, no lights anywhere near the window, and there were no aircraft. We were on the first floor. Now I was curious. First the bright object I had seen earlier, now my Mother had seen two illuminated objects just outside the hospital window.

Golden Object flies off.

Keeping an awareness of any movement outside the window was keeping my mind occupied. After a while, I turned my head toward the window just in time to see the most amazing sight. I saw a most beautiful object just long enough, so as to have the memory of it etched on my mind forever.

Just outside the window about 1 metre [3 feet] away, I saw a golden yellow rectangular object around 60 cm [2 feet] long and 25 cm [10 inches] high, hover for a moment, than suddenly shoot off toward the right and out of view. What ever it was, was observing us through the window, saw me turn toward it, and then took off so I could not keep watching it.

I could see the sharply defined edges of the object it was so close. I got a good look at the surface of the object. There were no markings or imperfections, just a pure golden object. It was flying without visible means of propulsion or wings, no sound and was too

small to have been a craft containing crew. What ever it was must have been its own fully self-contained entity. It demonstrated intelligence by its curiosity of looking into the window, and internal energy source by the way it hovered than quickly accelerated away. It was what I would call a genuine UFO, but not an Alien craft as we would normally imagine.

Do Angels and UFO's work together?

If all the circumstances are considered surrounding these events, there is only one logical conclusion, and that is, "That the UFO has demonstrated that it is willing to become directly involved with the close observation of seriously ill and dying humans".

The UFO Spectrum.

The question now needs to be asked, "Are some UFO's and Angels one and the same?" I say 'some', for I am sure that not all UFO's are from the same source. Some UFO's are definitely highly advanced, sophisticated craft containing highly trained crew. While others seem to be self contained living entities, and others seem to demonstrate they are working for a higher power we would call God or "Inter-dimensional Pure Intelligence with Universal Awareness".

Soul of Accident Victim Observed?

For me this is the 'icing on the cake' as the saying goes. This event convinces me, that there is more to life [and death], than we are lead to believe, or willing to consider in some circumstances. Whatever your beliefs or understanding toward religion is, it does not matter which denomination you belong to, or which God you worship, it does not even matter if you are an atheist, "The SAME GOD looks after as ALL".

At 3:30 am on 22nd January 2002, I got a phone call that there was a serious truck accident on the Pacific Highway at Grafton involving three trucks. One driver was fatally injured. I did freelance news for a local TV station so I attended.

At around 3:50 am there were a small group of rescue and firemen and myself discussing the incident, when I suddenly noticed an illuminated orb flying just south of us at low altitude. I brought this to the attention of the others, and 4 of us watched the object

until it suddenly disappeared. “There is one of your UFO’s Baz”, one of the crew jokingly said to me.

After thinking about the incident for some time, this is what I seriously consider happened at that scene. The driver was suddenly killed. His Soul was released from his physical body in a confused state. [Probably the same with all sudden deaths.]

The Soul wanted to know what had happened, so materialised and flew over to the corner of the Highway where the last memory of the driver would have been before the accident. Once the Soul realised the situation, a small ‘teardrop’ fell from the orb just before the moment it quickly diminished in size and disappeared. The Soul was now in a different dimension that some refer to as Heaven. The Soul was now being comforted by other departed Souls, “On the other side”.

Lustre of Glazed Pearl.

The surface of the orb was easily seen from the 100 metres distance from us. It was similar to the beautiful rich lustre of a glazed white Pearl. The orb was no more than 100 feet altitude and the size of 1.5 to 2 soccer balls.

For me, this was a very important event. We had seen something beyond explanation, yet it was all starting to fall into place for me. I had been shown, or lucky enough, to have seen enough evidence to cement my ideas on the inter-relationship between ‘some’ UFO’s and the presence of Angels.

Fatima Miracle.

Imagine my surprise when I was watching a television program about visions of religious significance, and they mentioned that in 1917 on October 13th at Fatima, the most significant paranormal event ever recorded in modern history occurred.

Firstly, the apparition of “The Lady of the Immaculate Heart” occurred, followed by a two minute raining down of rose petals to show the seventy thousand witnesses that had made the trip to the location, that the events here were real, and of true significance. The sky filled with “Stars of several colour’s surrounded by a veil” covering the whole area. [Also considered a major UFO event]

After another 2 or 3 minutes, the “Miracle of the Sun” as it is now known suddenly occurred. Witnesses describe the Sun breaking through a thick layer of cloud shining brightly. “ALL EYES WERE DRAWN TO THIS DISC”. The surface feature of the “Sun Disc” is described as, “A glazed wheel made of Mother of Pearl”. “It spun around within itself like a Katharine Wheel in a mad twirl, and then seemed to loosen itself from the very firmament, emitting a purple light, then a deep yellow”. For ten minutes it hovered above the stunned witnesses. A grand miracle had indeed occurred. The Lady in the vision stated that, “This is a sign so that all will believe”.

This is an exact description of the surface feature of the objects I had seen. Does this now strengthen the notion that the object I had seen at the fatal accident was indeed the Spiritual Soul of that driver? If not, than did the object have a direct spiritual relationship with the Soul, and was there to whisk the Soul away, something similar to an Angel guiding the departed into a higher realm.

Whatever the object was, and whatever it was doing, it had a direct connection in some way to the accident scene. There was no UFO “Wave” activity occurring at that time, for I would have noticed this during my nightly Skywatching sessions. This was an isolated sighting of something very different compared to what I had ever seen before. What did I learn from all this?

Other than, “we are not alone in the Universe!”, but...

**We can be sure that nobody dies alone.
There is always unseen help at hand when
we need it.
There are Angels.
There is a God
There is a Heaven
And one day we will all meet again.**

Eye witness accounts of Real UFO's

A UFO Researcher and Skywatcher since witnessing REAL UFO's in 1970, Barry Taylor not only describes his most personal experiences, but offers hard evidence that Earth is being visited by Alien Beings in Space Craft, and mysterious "Living Space Critters" that periodically enter Earth's skies.

Within these pages, you will learn the different types of UFO witnessed, and sometimes photographed to back-up the evidence. You learn how to see the "Indicators" leading up to UFO activity and,

"How to See UFO's and Photograph Them".