

08	directions	122
	asking for directions • understanding the directions you are given	
09	changing money	131
	changing money • understanding and expressing high numbers • expressing distance, weight, height, etc.	
10	getting around	144
	buying tickets for journeys • talking about using various modes of transport • using more time expressions	
11	checking in	158
	getting rooms in a hotel • asking about services • saying what you usually do	
12	bargain hunting	170
	going shopping for clothes • talking about sizes, colours, and what things are made of • bartering with a street seller	
13	eating out	190
	understanding a Malay menu • ordering food in restaurants and from street vendors	
14	at the supermarket	205
	shopping for food at a shop or supermarket • understanding a Malay recipe	
15	hobbies and leisure	218
	talking about likes, dislikes and favourites in detail • saying what your hobbies are and what sports you do • saying how long something has been happening	
16	at the doctor's	233
	talking about your body • saying how you feel • talking about various common ailments • dealing with a visit to the doctor • talking on the telephone	
	key to the exercises	250
	listening transcripts	259
	Malay–English glossary	264
	English–Malay glossary	286

Acknowledgements

We are grateful to the staff at *Teach Yourself* books for their diligence and patience.

In particular I would like to thank:

Tam Lye Suan, for her expertise and input, and without whom this work would not have been possible.

Eva Nyimas, for her assistance and encouragement throughout.

Ginny Catmur, for her assistance and immeasurable patience during this project.

Christopher Byrnes

Taking it further

Materials and opportunities for studying Malay are rather scarce in comparison to other world languages, but there are a few intermediate to advanced materials out there, if you know where to look for them. Here are a few suggestions to get you started:

- *Times Editions* of Singapore (Times Centre, 1 New Industrial Road, Singapore 536196, Tel: (65) 6213 9288, <http://www.timesone.com.sg/te>, E-mail: te@tpl.com.sg) carries a selection of good Malay and Indonesian textbooks at beginner and more advanced levels. The only major drawback is that none of the books has any audio component.
- *EPB Publishers* also of Singapore (EPB Publishers Pte Ltd, 162 Bukit Merah Central #04-3545, Singapore 150162) publish several courses by Malcolm W Mintz for students of Malay and Indonesian, beginner to advanced level. They contain audio components where applicable. You may find *Listening Comprehension: Selections from Malaysian and Indonesian History* and later *Advanced Writings for Students of Malay and Indonesian* useful as learning materials after *Teach Yourself Malay*.
- An excellent dual-text book that focuses on reading comprehension and vocabulary development, and that would be a useful follow-on, is *Learning Bahasa Malaysia through its History and Culture 2002*, Golden Books Centre Sdn. Bhd., WISMA ILBS, No 10 Jalan 8/5G, Perdana Business Centre, Bandar Damansara Perdana, 47820 Petaling Jaya,

Selangor Darul Ehsan. Tel: 03-77273890,
<http://www.bookgold.com>, E-mail: gbc@pc.jaring.my).

- *Kamus Dwibahasa Oxford-Fajar: Inggeris-Melayu, Melayu Inggeris* by Joyce M. Hawkins (Penerbit Fajar Bakti Sdn.Bhd. (008974-T) 4 Jalan Pemaju U1/15, Seksyen U1, Hicom-Glenmarie Industrial Park, 40150 Shah Alam, Selangor Darul Ehsan), although not ideal, is the most useable dictionary I have found so far.

Internet Resources

Online newspapers

<http://www.bharian.com.my/>
<http://www.harakahdaily.net/>
<http://www.utusan.com.my/>

Web radio on a variety of topics, mostly aimed at younger listeners

<http://www.dapradio.org/>
<http://www.radio1.com.my/>
<http://www.rtmjb.net.my/>
<http://radio.mmu.edu.my/>
<http://rmm.mmu.edu.my/>
<http://rms.mmu.edu.my/>

Internet contacts

It can really help to establish contacts with Malay speakers as soon as possible, both to practise your Malay, and to seek out answers to questions you may have about the language.

The following websites are free to join, and exist expressly to put language learners in contact with native speakers of other languages for mutual language practice. If you are new to the Internet, please note that it is wise to exercise a certain level of caution when joining discussion fora or friendship sites, especially in the early stages. It is best to withhold personal details (except those you need to sign up for the service) until you are very sure the person you are talking to is genuine.

<http://www.polyglot-learn-language.com/>
<http://www.mylanguageexchange.com/>
<http://www.language-buddy.com/main.asp>

All the above web addresses are correct at the time of writing. Neither the authors nor the publishers are responsible for their content.

If you know of, or come across any other useful Malay resources on your linguistic travels, or if you just wish to send me any comments, I would be delighted to hear from you. E-mail me at

postmaster@worldlanguagelearning.com

Welcome to this brand new edition of *Teach Yourself Malay*. This fresh approach to learning the language is based on the standard, colloquial Malay spoken in Kuala Lumpur, Singapore and Brunei Darussalam. Malay is also spoken in parts of Thailand, the Cocos Islands and in other areas of Indonesia that are close to Malaysia, namely the Riau Archipelago and parts of Sumatera and Kailimantan. In fact, Malay and Indonesian are both forms of the same language, Bahasa Melayu, which means that, once you've learned Malay, you get Indonesian almost for free, allowing for differences in pronunciation, idiom and a significant number of borrowings into Indonesian from Dutch owing to 350 years of contact through trade and Dutch colonization.

We developed this course with three considerations in mind. Our main goal was to produce a course that would give you, the reader, an introduction to real, everyday Malay, as it is used in the Malay-speaking world. We began with the premise that you want to learn to speak and understand the language as it is really used, rather than present the textbook-only style of language that you might find elsewhere. Secondly, we have endeavoured to make the language as easy to learn as possible by focusing on the vocabulary and structure that you will really need. Specific terminology has been included only where absolutely necessary so that you can become functional in the language in the shortest time possible, without the burdens of learning unnecessary features of the language. Malay is rare amongst languages in that it is a lot less complicated than others you might have learned, so we have built upon this advantage. Thirdly, we have chosen to concentrate on language that is functional and, above all, useful. To achieve the goal of presenting authentic situational language we have built the

course around a series of dialogues that reflect the way in which Malay speakers use language naturally.

By the end of the course you will be able to function with confidence in Malay on a variety of topics and situations, and, most of all, you will understand and be understood.

Although the scope of a course such as this is necessarily limited, it does provide a good grounding in the language that you can use as a base for more advanced study. Later in this **Introduction** several suggestions are given to help you locate resources for further study.

The structure of the course

Each Unit (apart from Unit 1) contains two dialogues based around situations in which you will most probably find yourself in the Malay-speaking world. The first dialogue in each unit deals with the language you will require for handling certain situations such as booking a hotel room, or talking about your family. The dialogues in **Part One** are centred around Stan Davies, a businessman from the USA with a Singaporean-Chinese wife and a son and daughter who arrive later. The dialogues in **Part Two** reinforce the theme of the unit, consolidating what you already know and extending the knowledge and skills gained in **Part One**, often taking similar situations and adding the sorts of complications you are more likely to have to handle in everyday interactions. In **Part Two** we meet Tom Black, a student from Sheffield in England who has flown to Malaysia to meet his e-pal Serena for the first time.

The two sets of characters carry out a further function in the course: the language in **Part One** tends to be rather formal: the sort of language you will be using if you are on business or if you want to carry out tasks such as booking hotel rooms and asking for tourist information. The interactions between the characters in **Part Two** have been orchestrated so that we can introduce you to the more informal, chatty language you are likely to want to use amongst friends. It is important to know and be able to use both varieties of Malay.

Each unit is split into two parts and begins with a **Dialogue** followed by **Words and phrases** and a natural **Translation** of the dialogue. Note that the translations are not necessarily word for word and are intended only as a guide in case you find difficulty in understanding the dialogue from the accompanying vocabulary. Brackets have been used in the translation to indicate words that

have been omitted in the Malay that are needed in English. Following the translation, there is a section of language notes called **How the language works**. This section introduces you to various important features of language structure and usage. For many of these sections, a short and simple exercise **Check you can form** exercise is included to practise the specific point that section of the language notes refers to. **Part One** ends with an exercise section called **Understanding Malay**. This section focuses on the receptive skills of reading and listening, and includes exercises that ask you to put to the test what you have learnt in **Part One**.

Part Two follows the same format as **Part One – Dialogue, Words and phrases, Translation, How the language works**. However, the final exercise section **Using Malay** concentrates on the so-called *production* skills, that is, writing and speaking, and features mainly communicative exercises that are designed to develop your functional ability in the topic area of each unit. This section requires you to look at both **Part One** and **Part Two** of the unit to complete the exercises. The final exercise in this section, **Over to you**, simulates a situational conversation that you will be able to take part in if you have the recording or another speaker to practise with. In this exercise, you should complete the part indicated in English and then check your answer in the **Key** before using the tapes for fluency practice. There may be more than one way of conveying the information in each of the utterances, but we have chosen just one version that either uses language structures and vocabulary you have encountered in the unit, or indicates in full a new form to be used.

How to use the course

Start with the **Pronunciation guide** and work through it until you are sure that you are familiar with it. Some letters represent different values in Malay from what you might expect in English, so you need to be sure that you are not embarking on the course with bad habits that may go unchecked and that will be very difficult to eradicate later. If, however, you have the recording, you can move onto the language units after only a brief run through the **Pronunciation guide** as you will be hearing correct pronunciation of the dialogues from the outset.

- 1 As not all people like to learn in the same way, we can suggest two equally effective methods of approaching a part of a study unit:

- Listen to (or read) the **Dialogue** first without concerning yourself with the meaning. This is likely to be the first time that you are being exposed to the language taught in a particular unit, so you should concentrate on the sounds of the words and intonation rather than meaning at this early stage.
 - Alternatively, if you are the type of person who prefers to know what the dialogue means as you listen to it, you could go straight to the **Words and phrases** sections before you even look at the dialogue and learn the words and phrases first. Then you can see how the words and phrases fit into the dialogue to create interaction and meaning.
- 2 Listen to the **Dialogue** again several times so that you understand what is going on. You should be starting to get a feel for the language with this repeated listening. You can't overdo listening!
 - 3 Move onto the **How the language works** section and study the language notes one by one. If there is a **Check you can form** exercise, complete it and check your understanding by referring to the **Key** before moving on.
 - 4 It is a good idea to listen to the dialogue again several times again, now that you know how the language points covered in **How the language works** relate to the meaning in the text. It is recommended that you start to use the recording to repeat the **Dialogue** at this stage, in order to build speaking skills. When you have finished the unit, you should go over it again, and practise speaking the parts in the **Dialogues** as much as possible. For best results make sure you have fully understood and mastered all the points in the language sections, and that you can speak all the parts of the **Dialogues** as fast as the native speakers on the recording, if not faster!

Throughout each unit, we have added more vocabulary for you to acquire in the various exercises and activities. In addition, in some units we have also varied the range of language expression on a certain topic to help you broaden your language ability. For example, in the **Over to you** exercise, you are expected to use what you have learnt in the unit to construct a conversation that might be on the same theme as the unit topic, but might require you to adapt the language to a different context. On occasion we have introduced a new way of saying a phrase that you already know. You can get a lot from this exercise if you are using the audio component of the course because it features extensive guided fluency drills designed to help develop oral skills.

The first six units give you the basic sentence patterns and lay the foundation for the language so it is recommended that you master these fully before moving on in the course. If you can, work through these units again to reinforce your learning.

Learning tips

Do's

- Give yourself time for what you have studied to become part of your repertoire. A language is not a series of facts; it is a skill and a habit that needs to be learnt. Practice makes it a habit.
- Play your language recordings as much as possible. This could be while you are exercising, doing the washing up, driving to work and even at a low volume while you sleep! Do not make the mistake of thinking that passive listening alone will do the work for you. It will not. It will, however, create an environment which will allow your mind to become fully attuned to your new target language, in the same way as it would if you were living in the country.
- When you listen to the **Dialogues** after you understand the meaning, listen again several times with your eyes closed and try to imagine the 'action' that might accompany the conversation as you listen.
- Learn the **Dialogues** by heart to the extent that you know exactly what is coming next, and so that you can respond in place of either speaker when you play the **Dialogue**.
- Master one unit in its entirety before moving on, and still keep revising it to keep the language fresh in your mind. For each new unit you progress onto, it is a good idea to go back two or three units and revise them fully too.
- If something does not make immediate sense come back to it a day later. Remember that, when you are learning a language, you are exposing your mind to a new way to relate to concepts and ideas. It can take a little time for your brain to begin to accept this, but you can be sure that it will if you persevere.
- Study or practise the language every day. If you cannot find time for active learning of new language try to spend time playing the recordings or going over language that you have already studied.
- Go over what you have learnt during the day just before sleeping.

- Get as interested in the country and culture of Malaysian-speaking peoples as you possibly can. Find as many reasons as possible why learning Malay is important and enjoyable to you!

Don'ts

- Do not try to learn too much at once, especially in the early stages. Language learning, and learning in general, becomes a habit that you can develop. The more you learn, the more you are capable of learning, so allow yourself to develop the art of acquiring a language over time.
- Do not underestimate the value of revision. Learning a language is a cumulative task. You will find that, at later stage, when you return to a unit that you completed earlier, you will have a deeper sense of knowing and understanding as more parts of the language already learned fall into place.
- Do not be disheartened if results do not appear straight away. When you have finished a unit, do not be irritated if you do not have that information at your fingertips straight away. You will find that as you progress through the language, things that you have learned before start to become available to you and make more sense! Allow time for the new information to 'gel' in your mind and become part of your linguistic repertoire.
- Do not feel that you have to start speaking the language straight away, if you do not want to. Some language courses emphasize speaking and using the language from the very outset. It is up to you, of course, whether you do this. An effective strategy is to spend time learning to understand the language in the unit without speaking, and go over the unit, or even a few units afterwards. If you have the time to do this, you may find it beneficial, as you are mimicking what you did when you learnt your first language. You spent months listening to the language around you before you ever started to speak it! The process of understanding and then using is built into the course to a certain extent.
- Above all, do not cram learn! Cram learning the night before an exam in which you have to produce factual information may result in you being able to retain facts in your short-term memory long enough to pass, but if you have tried it, you will know that in a matter of days most of the information is lost. Languages are skills that need to be developed over time. Do not try to rush through the course, for the same reason.

We hope that you will enjoy working through this course and enjoying the interaction with Indonesians that learning this wonderful language will give you. Selamat belajar!

Learning Malay as an English speaker

Most languages belong to a language group. For example, Spanish and Italian belong to the same group, the Romance family, which means that if you learn one, the other is far easier than it would have been to start it from scratch because you have already put the time and effort in to understand the new and 'foreign' concepts, and a lot of the vocabulary is easy to understand because both languages developed from Latin. The foreign languages you choose to learn will have features that are easier because your native language is English, or harder because they are so unlike English. If you know the nature of the language you are going to learn, it can really help to have a strategy to put into play against the aspects that could, potentially, cause you difficulties. In the following section we are going to look at the areas that might cause difficulty for English speakers learning Malay, so that we can suggest some tactics for dealing with them, head-on, and make learning as smooth as possible. The good news is, that compared to other languages you might have learned, the basic grammar of Malay is very user-friendly. Malay is logical, economical and elegant. Naturally, if you want to progress to advanced levels, then you will find that there are nuances of meaning that need careful study, but to gain a mastery of the basic language you have an advantage in that much of the mechanics of the language will seem simplistic.

Possible pitfalls

This may sound obvious, but in learning a new language you have to learn to think differently. Languages, especially unrelated ones, express concepts in very different ways. You can rarely just translate exactly what you would say in English and hope that it comes out as authentic Malay, and vice versa. Malay has its conventions, as does English.

For example, Malay has a variety of ways of saying *You* depending on the level of politeness required in a given situation. In English, when we want to refer to *You* we just think, and say, *You*, but for the native speaker of Malay who wants to express *You* the choice will need to be made from a range of options, and, what is more, s/he will make that choice in a split second.

When you learn to think differently, you will be able to do that too.

The best strategy is first to be actively on the look-out for the differences. Then, learn what they are as you go along and start to apply them deliberately as you use the language. The correct choice will probably rely on a slower, conscious process at first but with exposure and practice, the convention will soon become an automatic response.

Pronunciation: follow the guide in the book carefully and do pay special attention to the *ng* sound, which can be awkward for English speakers especially when it occurs at the start or in the middle of a word. Apart from that, if you can roll your *r*'s there is very little you will need to practise extensively where pronunciation is concerned.

The other area that might slow you down is that of learning vocabulary. Many European languages share *cognates* with English, that is, words that share similar origins with English words. You can immediately see the common ground in Swedish *hus* and English *house*. Sometimes the link is not immediately apparent, but it is there if you look at the word from a different perspective. For example, in French *sheep* is *mouton*. Although this bears no relation to the Anglo-Saxon word *sheep*, it is the form that gave us *mutton*. Similarly from German *Hund* – *dog*, we get *hound* in English and so on ...

Few languages exist without influence from other ones. Malay is no exception! Over the centuries trade to the Malay Peninsula brought loan words from Sanskrit, Persian, Portuguese, Hindi, Hokkien (a form of Chinese) and, of course, Arabic. While many scientific words in English are borrowed from Greek, and although many of these have now become adopted into Malay, the ones that are not from Greek (introduced by Europeans) tend to be borrowed from Arabic, the language of Islam, and therefore also of important religious significance, as Malaysia is officially a Muslim state. Of course, if you happen to know any of these languages you have an immediate advantage in that some more of the Malay vocabulary will already seem familiar to you.

Unfortunately, Malay offers very few usable cognates to most English-speaking students, although there are many borrowings in Malay owing to over 200 years of British rule in Malaysia. In spite of the differences in spelling, words like *fesyen*, *basikal*, *filem* and *televisyen* probably need no further clarification, once

you understand the highly regular Malay spelling rules. But what about the thousands of words you need to learn that do not resemble English ones? If you have a so-called 'good' memory, you might find it easy to learn and recall words, but if you do not have a 'good' memory, or rather a *trained* memory, rest assured that your memory for languages will improve with practice. Alternatively, you could employ a memory trick known as *mnemonics* to create what I call *false cognates*, that is, words for which you invent a link, however obscure, with English – or any other language you already know, for that matter. Here is how it works: take the Malay word or phrase and see which elements remind you of something else you can use as a 'hook' to link it to something you already know. These hooks can be direct, or they can be as obscure as you like. The secret here lies in what *you* did to create the mnemonic; in what the images and links you create mean to *you*.

Let's look at an example. Take the word *suntik* in Malay, which means *to inject*. If you break that word down you have two English words you know already, *sun* and *tick*. Now you have two words you recognize, but what on earth do they have to do with injections? This is where creativity comes in, and the more creative you are, the better this technique will work. Add imagination, colour, excitement, smells, feelings and action, and you have all the ingredients to create a memory: imagine a yellow cartoon sun round and grinning in a blue sky. All of a sudden, out of nowhere, a huge tick appears and plunges into the sun, 'injecting it'. Hear the sun yelp and observe the pained look on his face. What kind of noise does the tick make as it flies through the air? etc. This is the most elegant use of mnemonics because not only can you find almost exact equivalent sounds for the English, you can also work them into an imaginary scenario that you can make highly memorable by use of action, movement and amusement. This example is very direct, because the sounds you are playing with already have meanings in English that you can weave into a memorable scene.

Here, we created a mnemonic that didn't just contain the sounds of the word to be memorized, we also created a mental skit that had the meaning of the word embedded in it too.

Another example we could take is *mandi*, which means *to bathe*. There are no immediate connections, but if you imagine 'Mandy bathing', you have an immediate link, right to the word, and not just to the word but also the meaning. If you know a Mandy, this is even easier.

Mnemonics for words like **suntik** are offered to us on a silver platter. For many words, though, you will have to be far more imaginative in order to create a usable mnemonic, and very often all you will be able to come up with is an approximation of the English sounds.

Take **bungkusan**, for example, meaning a package. Allowing for differences in pronunciation you could take **bung** as *bun*, as in a roll of bread, and **kusan** to mean *cousin*. Now you have the sounds of the word broken down into something familiar, how are you going to weave them into a meaningful memory story? Maybe your *cousin* comes home one day with a huge, brightly-coloured box, wrapped up like a Christmas present. Can you see it? How big is it? Ridiculously big – larger than life is better! Watch her as she struggles to get her huge *package* through the narrow front door. Watch her force, it, straining and heaving until it bursts open sending you and her flying to the ground. And what should the parcel be stuffed with but hundreds – yes, hundreds – of buns! And they aren't just ordinary *buns*, they are sticky, sweet and messy. Can you smell the buns? Feel the stickiness against your skin and see the mess the icing leaves on your clothes? Can you taste the sweet icing all over your fingers? From this moment on, your cousin is known as the *bun-cousin* who brought a huge *package* for you, stuffed with *buns*.

I know this might seem ridiculous, because, of course, it is!

Another way to learn vocabulary is via the flashcard method. Copy the vocabulary and phrases from the units onto flashcards and carry a handful of them with you wherever you go; that way you can look at them when you are commuting or waiting in a queue. Put the foreign word or phrase on one side and the English translation on the back, and just cycle through them whenever you get the chance. Test yourself both ways, first of all aiming to recognize the meaning of the Malay words and phrases, and, when those are well established, to produce the Malay using the English as a prompt. The regular exposure will do the job of learning for you! An extra benefit can be gained if you keep all your cards so that you can recycle through sets of words and phrases for review.

For more information about language learning visit <http://www.worldlanguagelearning.com>

You will be happy to know that Malay pronunciation is very regular. With one or two exceptions what you see is what you say.

The guide we give here will help you to pronounce Malay in an acceptable way. It must be stressed, however, that all a written explanation of these sounds can provide is an approximation of the real sounds. There is simply no substitute for hearing foreign sounds produced by native speakers so if you do not have access to a native Malay speaker, then you would benefit greatly from hearing the real Malay sounds on the recording that accompanies this book.

Modern Malay spelling is much more regular than English spelling. With very few exceptions, separate letters or certain combinations always have the same pronunciation. As far as possible, we have deliberately chosen useful, high frequency words to illustrate the pronunciation of the sound within the word for this pronunciation guide.

▶ Vowel sounds

All vowel sounds are short:

a is pronounced like *a* in *far*

lagu *song*

taman *garden*

unless it occurs at the end of a word when it is greatly reduced to the sound of *a* as in *again*:

tiga *three*

nama *name*

e has two distinct sounds, one is pronounced like the *a* sound in *again*. This is, by far, the most common *e* sound in Malay.

e empat – *four*

terus *immediately*

The other sound is pronounced like the *e* in *egg*. In texts produced for native speakers this *e* is not distinguished from the other *e* sound. This can make it difficult for a beginner to know where these *e* sounds are. It is surprising that most text books and dictionaries, even those intended for foreign learners of the language, do not point this out, especially as it occurs in some very common words!

é meréka – *they* énak – *delicious*

Throughout this course an acute accent has been used to indicate this second sound. Note, however, that it is only used as a guide for learners of Malay as a foreign language so you should never use it in your own writing. Note further that this accent does *not* mark stress in a word, as it does in some languages.

i	lima	<i>five</i>	like the <i>i</i> in <i>Capri</i>
o	tolong	<i>please</i>	like <i>o</i> in <i>hot</i> but with lips more rounded
u	satu	<i>one</i>	like the <i>oo</i> sound in <i>cool</i> but short
aa	saat	<i>moment</i>	pronounced as two separate <i>a</i> sounds rather like the two <i>a</i> sounds in the phrase <i>sa(t) at</i> with the <i>t</i> missing! If you are British, imagine how a Cockney might say this.
ai	sampai	<i>until</i>	like <i>ie</i> in <i>tie</i>
au	haus	<i>thirsty</i>	like the <i>ou</i> in <i>house</i>

▶ Consonant sounds

The following consonants are pronounced as in English:

b	bas	<i>bus</i>	
d	dua	<i>two</i>	
f	foto	<i>photo</i>	
g	gigi	<i>teeth</i>	always as a hard <i>g</i> as in <i>got</i>
h	hari	<i>day</i>	
j	rajin	<i>diligent</i>	
k	keras*	<i>hard</i>	
l	lapan	<i>eight</i>	
m	sembilan	<i>nine</i>	
n	enam	<i>six</i>	
p	sepuluh	<i>ten</i>	
s	sayur	<i>vegetables</i>	
t	tempat*	<i>place</i>	

v	vegetaris	<i>vegetarian</i>
w	warna	<i>colour</i>
ya	ya	<i>yes</i>
z	zebra	<i>zebra</i>

*When *t* or *k* occur at the end of the word they are pronounced so lightly as to seem not pronounced at all.

barat *west* tidak *no*

These consonants are pronounced differently from English:

c	cari	<i>look for</i>	like <i>ch</i> in <i>chop</i>
h	sekolah	<i>school</i>	at the end of a word it is pronounced as a puff of air
tujuh	seven		
k	tidak	<i>no</i>	at the end of a word it is not pronounced
r	tidur	<i>to sleep</i>	<i>r</i> can be pronounced rolled as in Spanish or soft as in English like the <i>ch</i> in the Scottish word <i>loch</i>
kh	khusus	<i>special</i>	
ng	orang	<i>person</i>	like the <i>ng</i> in <i>long</i> but not pronounced as far as the final <i>g</i> sound. It can occur at the beginning of words and is still required to be pronounced as indicated above.
bangun	ny	<i>to wake up</i> <i>banyak a lot of</i>	like the <i>ne</i> sound in the word <i>new</i>
ngg	menggosok	<i>to brush</i>	like the <i>ng</i> in <i>long</i> but this time as the full sound
sy	isyarat	<i>sign</i>	like the <i>sh</i> in <i>shin</i>
	syarikat	<i>company</i>	

▶ Stress

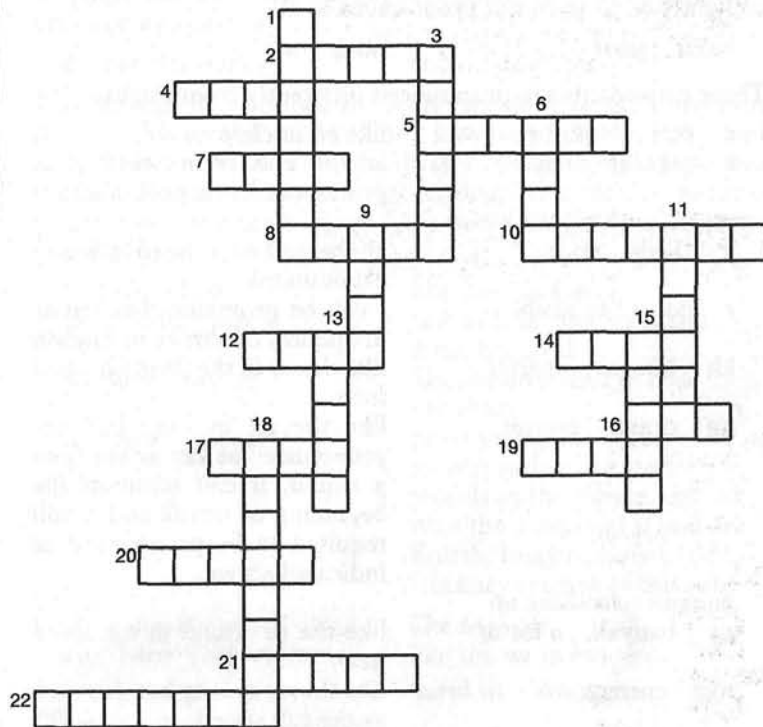
Although stress may differ depending on where you are in Malaysia, as an English speaker you will probably find it more natural to follow the pattern of stressing words on the penultimate syllable.

sekolah *school*
membersihkan *to clean*

Later on in Unit 3 you will have the option of listening to a Malay speaker recite the whole alphabet. You may well be surprised to hear that the letters are pronounced just as they are in English!

Exercise 1

Although you will meet all these words in the study units of the course, any words that you can learn now will give you a head start! Look at the clues and fill in the crossword, saying each word out loud as you write it in.

**Across**

- 2 four
- 4 delicious
- 5 they
- 7 please
- 8 fantastic
- 10 food
- 12 one
- 14 like
- 16 two
- 17 three
- 19 five
- 20 room
- 21 colour
- 22 first

Down

- 1 school
- 3 place
- 6 six
- 7 new
- 11 name
- 13 no
- 15 shop
- 18 special

OR

welcome to Singapore

In this unit you will learn how to

- greet people
- introduce yourself and others
- say where you come from

PART ONE

▶ Dialogue



Selamat tengah hari!
Nama saya Stan Davies.
Saya berasal dari Amerika.



Selamat tengah hari!
Nama saya Sue-Ann.
Saya berasal dari Singapura.



Helo!
Saya Tom.
Saya dari England.



Helo!
Saya Serena.
Saya dari Malaysia.

selamat tengah hari	<i>good day, good afternoon</i>
nama	<i>name</i>
nama saya	<i>my name is</i>
saya berasal dari	<i>I am from</i>
helo	<i>hello</i>
saya	<i>I am</i>
dari	<i>from</i>
saya dari	<i>I am from</i>

How the language works 1

1 Helo is a multipurpose greeting just like *Hello* in English. In addition, Malay has four greetings for the specific time of day: *Selamat pagi* in the morning, *selamat tengah hari* which would correspond to *good day* in older style English, *selamat petang* which is used between 2 and 6 p.m. and *selamat malam* which is used throughout the evening and night. So we could say that the Malay greetings roughly correspond to the English in the following way:

selamat pagi	<i>good morning</i>
selamat tengah hari	<i>good afternoon</i>
selamat petang	<i>good evening</i>
selamat malam	<i>good evening, good night</i>

2 You do not need to use words for *am*, *are*, *is* in Malay. So *saya* can mean both *I* and *I am*. Compare the following sentences in English and Malay:

I am Tom.
Saya Tom.
I am from England.
Saya dari England.

Exercise 1

See if you can make these sentences. The names of the countries can be left as they are.

- a I am John. I am from England.
- b I am Kylie. I am from Australia.
- c I am Fatimah. I am from Malaysia.

3 To give your name or introduce yourself in Malay you can use **nama saya** + your name or you can just use **saya ... I am ...** *Saya* is far more natural and consequently, more frequently used, especially in the spoken language, than **nama saya**. We do the same in English. Consider how much more likely you are to say *I am John*, for example, rather than *My name is John*.

Understanding Malay

Exercise 2

First familiarize yourself with the new vocabulary.

usahawan	<i>businessman</i>
mahasiswa	<i>student (at college or university)</i>
pelancong	<i>tourist</i>
penari	<i>dancer</i>
joget	<i>a traditional dance</i>

If you are not using the recording turn to the transcript at the back of the book and treat this as a reading exercise. You will hear these people introduce themselves in the order indicated by the number next to the picture. Listen to what each person says and link the person's name, the country he/she is from and, finally, continue the line as far as the other piece of information about that person.

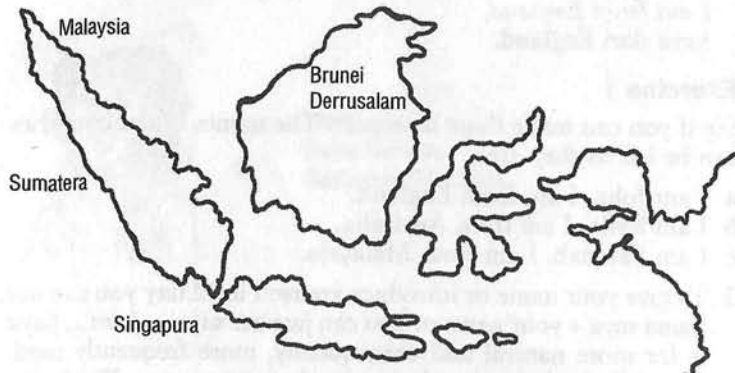


(1) Kamal

(2) Huzaini

(3) Farah

(4) Safia



Exercise 3

True or false?

When you have completed the listening exercise above try the following true/false test.

- Sarah Leong is a student from Singapore.
- Huzaini is a tourist from Sumatera.
- Farah is a dancer from Malaysia.
- Safia is a tourist from Brunei Darrusalam.

PART TWO

Dialogue

Mr Davies, a businessman from the USA, has arrived at Singapore Airport. He has come to Singapore for several months on business. His Singaporean wife, Sue-Ann, and the rest of his family will be joining him later. Two men from the Maju Jaya company have come to meet him.

Encik Zamani Maaf! Adakah saudara ini Encik Davies?

Encik Davies Ya, saya.

Encik Zamani Selamat datang ke Singapura. Kami dari Syarikat Maju Jaya. Saya, Zamani dan perkenalkan ini Encik Baharom.

(They shake hands.)

Encik Baharom Gembira dapat bertemu dengan Encik Davies.

Encik Davies Saya juga, begitu.

maaf!	<i>excuse me, I am sorry</i>
adakah saudara ini ...?	<i>are you ...?</i>
Encik	<i>Mr</i>
ya	<i>Yes</i>
selamat datang	<i>welcome</i>
ke	<i>to</i>
kami	<i>we</i>
dari	<i>from</i>
syarikat	<i>company</i>
dan	<i>and</i>
ini	<i>this/this is</i>
perkenalkan, ini	<i>let me introduce</i>
gembira	<i>happy</i>
dapat	<i>to be able</i>

bertemu	to meet
dengan	with
gembira dapat bertemu dengan	pleased to meet (you)
juga	too, as well
saya juga begitu	I am (pleased to meet you) too

Translation

Mr Zamani	Excuse me! Are you Mr Davies?
Mr Davies	Yes, I am
Mr Zamani	Welcome to Singapore. We are from the Maju Jaya company. Pleased to meet you. I'm Zamani and this is Mr Baharom.
Mr Baharom	Pleased to meet you.
Mr Davies	Pleased to meet you, too.

How the language works 2

1 In this unit you have come across words like *saya I* and *saudara you*. Words such as these that can be used instead of repeating a person's name are known as personal pronouns. Here are the formal personal pronouns in Malay:

saya	I
saudara	you
saudari	you
anda	you
dia	he/she
kami	we
kita	we
mereka	they

They are called formal personal pronouns because you should use them in a situation where you are not familiar with the speaker or where you would be expected to maintain a respectful tone to whomever you are addressing.

As you will have noticed there is more than one word for *you* and *we* in Malay. *Saudara* can only be used when addressing a male and its counterpart *saudari* can only be used when addressing a female. *Anda*, on the other hand, can be used to address both male and female speakers. In addition, in Malay, a person's name, with or without the title, is often used in place of a personal pronoun out of deference. In the dialogue for this

section you will notice that Mr Zamani uses Mr Davies' name and title when addressing him directly: **Gembira dapat bertemu dengan Encik Davies**. This may seem awkward at first to an English speaker, as we only use names in this way to refer to a third party and never to address someone directly, but it is a very common feature of Malay and one that would be very advantageous to you to be sensitive to, especially in highly formal situations where it is more or less expected.

The words for *we*, on the other hand, have specific meanings and usage depending on the situation. *Kita* is used when you are including the person or people you are speaking to in what you say. *Kami* is used when you mean *us* but not *you*. For instance, imagine you are at a party with your spouse. When it comes time for you and your spouse to go you announce your departure by saying *We must be leaving now*. You would use *kami* in Malay. If you used *kita* it would mean that you expect all the others to go with you! Obviously it would not be taken literally. It is just an illustration, but it is worth bearing in mind the distinction when you are speaking Malay as you may unintentionally find yourself altering the meaning of what you want to say otherwise.



2 To introduce yourself to someone in Malay simply use: **nama saya** + your name

To introduce someone else use the phrase **Perkenalkan, ini** + someone's name.

Perkenalkan, ini Peter Robinson. *This is Peter Robinson.*

Note the set phrases:

Gembira dapat bertemu dengan anda. *Pleased to meet you.*

(Remember that you could use the other person's name instead of **anda** or **saudara/saudari** as appropriate. Refer to point 1.)

Gembira dapat bertemu dengan anda juga. *Pleased to meet you too.*

Or, in response to the first utterance, you could use **Saya juga begitu** or **Begitu juga dengan saya** as alternatives to vary your Malay.

3 In Part one you saw that you do not need to use words for *am/are/is* in Malay. You may have also noticed that you do not need to use a word for *a (an) or the* either. You just say *I from ABC Exports* or *I businessman*, etc. Compare the following English and Malay sentences:

I am a businessman.

Saya usahawan.

This is a book

Ini buku.

In a sentence such as *That is timber*, where there would be no *a* in English anyway, the pattern is the same:

That is timber

Itu kayu balak.

kayu balak *timber*

Exercise 4

Put these sentences into Malay.

- This is a dictionary.
- He is a businessman.
- That is coffee.
- This is a shop
- She is a teacher.
- This is water.

kamus *dictionary*

kopi *coffee*

kedai *shop*

guru *teacher*

air *water*

nasi *rice*

4 In any language there are two types of question – one that requires an explanation (indirect) and one that simply requires the answer *yes* or *no* (direct). One way to form a *yes/no* question in Malay is by using **adakah**. In English we change the word order, for example to turn the statement *This is a book* into a question we say *Is this a book?* To form the question in Malay simply take the statement and add **adakah** to the beginning:

Ini buku.

Adakah ini buku?

This is a book.

Is this a book?

Similarly:

Anda usahawan.

Adakah anda usahawan?

You are a businessman.

Are you a businessman?

Itu nasi.

Adakah itu nasi?

That is rice.

Is that rice?

Note that in the dialogue, the phrase **Adakah saudara ini ...?** is a very polite idiomatic expression for *Are you ...?* and is best kept as a set expression.

Notice that the punctuation rules – capital letter at the beginning of the sentence and question mark at the end – apply in Malay too. Also, as in English, you should use a rising intonation at the end of the question.

Exercise 5

See if you can form **adakah**-type questions using the statements in Malay you made in Exercise 4. For example:

a (This is a dictionary.) **Ini kamus. Adakah ini kamus?**

Using Malay

Exercise 6

Look at the following dialogue between two people. Can you unscramble it so that it makes sense? Then translate it.

Ya, betul.

Saya gembira dapat berkenalan dengan anda juga.

Selamat datang ke England. Nama saya Robert Davies.

Maaf ... Adakah saudara ini Encik Salleh dari Malaysia?
Ya saya. Selamat berkenalan.
Adakah anda dari syarikat perniagaan Singapore Seas Imports?

Selamat berkenalan.	<i>Pleased to meet you.</i>
syarikat perniagaan	<i>trading company</i>
betul	<i>correct</i>
Ya, betul.	<i>Yes, that's correct.</i>

▶ Exercise 7 Over to you!

Imagine that you (A) are from a company called ABC Exports. As the only Malay speaker at your firm you have been sent to the airport to meet a Malaysian lady (B) called Mrs Fauziah (Puan Fauziah). You see a lady waiting who might just be Mrs Fauziah. Write out the dialogue replacing the English in brackets with suitable Malay phrases you have learnt in this unit.

When you check your answers in the Key to the exercises note that there could be several different ways of expressing the English in Malay, so if your answers are different it does not necessarily mean that they are wrong. We have just chosen one alternative as an example.

- A *Excuse me. Are you Mrs Fauziah?*
 B: Ya betul.
 A *I am from the ABC Exports Business Company. Welcome to England. My name is (your name).*
 B *Gembira dapat bertemu dengan anda.*
 A *Me too.*

02 arrivals

In this unit you will learn how to

- use less formal *yes/no* questions
- show possession

PART ONE

Dialogue

Having met at the airport, Stan, Baharom and Zamani continue their conversation.

- Baharom** Keréta kami sudah menunggu di luar.
Zamani Apakah ini bagasi anda? Biar saya bantu.
Baharom Anda bercakap Bahasa Melayu dengan baik sekali.
Stan Terima kasih. Saya cuba tetapi saya hanya tahu beberapa patah perkataan sahaja..
Baharom Tidak mengapa. Sedikit-sedikit nanti lama-lama menjadi bukit.

keréta	car
sudah	already
menunggu	waits, to wait
di luar	outside
bagasi	luggage
biar	let, allow
bantu	help, to help
biar saya bantu	let me help
bercakap	speak, to speak
Bahasa Malaysia	Malay (language)
baik	well, good
sekali	very
dengan baik sekali	very well
terima kasih	thank you
cuba	try, to try
tetapi	but
hanya	only
beberapa	a few
patah	broken
perkataan	words
sahaja	just/only
tidak mengapa	that's all right/no problem

Malay proverb: **Sedikit-sedikit nanti lama-lama jadi bukit.**
Take it one step at a time.

Translation

- Baharom** Our car is already waiting outside.
Zamani Is this your luggage? Let me help you.

- Baharom** You speak Malay very well.
Stan Thank you. I try but I only speak a little.
Baharom That's all right. Take it one step at a time.

How the language works 1

1 To express thanks in Malay use the phrase **terima kasih**. Adding **banyak**, which means *many* or *much* gives you **terima kasih banyak**, *thank you very much*.

To respond with *don't mention it*, use **terima kasih kembali** (often shortened to just **kembali**) or **sama-sama**.

2 **Kereta kami** *our car*, **bagasi anda** *your luggage*. The same words that are used for the personal pronouns are also used to show ownership or possession. Take careful note of the position. When they are used to show possession, they are placed after the noun they refer to. It is important to be aware that, as these words are the same, meaning depends exclusively on position. When they are placed before the noun they refer to, they have a different meaning, as discussed in Unit 1.

Study the following:

- guru anda** *your teacher*
kawan saya *my friend*
buku dia *his book or her book*

Exercise 1 How would you say the following:

- her photo
- their present
- my watch
- our picture?

foto	<i>photo</i>	jam tangan	<i>watch</i>
hadiah	<i>present</i>	gambar	<i>picture</i>

The **kita/kami** distinction applies here too. Baharom uses **kereta kami** in the dialogue because in Malay he is obliged to convey the idea that the car that is waiting is from the company Zamani and he work for and came in, and *not* the one Stan works for.

3 **Biar** means *let* or *allow*. It is used to form expressions like **biar saya bantu**, *let me help*, or, more commonly with **kita** in making an invitation **biar kita pergi**, *let's go!* (i.e. let us go.)

Exercise 2 Can you make the following sentences?

- a Let's speak Malay!
b Let's go to Ipoh!
c Let's wait outside!

4 Verbs are often described as the action words of a language, such as *run*, *speak*, *take* and *try*, although they do not necessarily have to indicate action to be verbs. *Be* and *have* are also verbs.

In English, verbs change their form to indicate tense (i.e. whether they refer to the present, past or future), and sometimes to indicate the person who is performing the action. For example, we say *I speak* and *they speak* but *he speaks*, and *she speaks*. In Malay, the same form of the verb is used no matter which tense or person is being expressed. So, bercakap may mean *speak*, *speaks*, *spoke*, *speaking*, *to speak*, etc.

Note that in the vocabulary sections in the text and at the back of the book the *to* form (such as *to run*) is used to indicate a verb.

Understanding Malay

Exercise 3 True or false?

Read these statements in Malay based upon the dialogue in Part One, and say whether each is true or false.

- 1 Kereta Stan menunggu di luar.
- 2 Zamani membantu Stan.
- 3 Bagasi Stan di luar.
- 4 Stan bercakap Bahasa Melayu dengan baik sekali.

membantu to help/helps

Exercise 4 Fill in the gaps in the following sentences below with the verbs listed in the vocabulary section, concentrating on the meaning of the Malay only. Then match up the sentences in Malay with the correct English version.

- Dia sudah _____ surat. *She teaches Malay.*
Mereka sedang _____ akhbar. *We are watching TV.*
Dia _____ bahasa Melayu. *He has written a letter.*
Saya sedang _____ teh. *They are reading a newspaper.*
Kami sedang _____ televisyen. *I am drinking tea.*

membaca	to read	minum	to drink
mengajar	to teach	surat	letter
menulis	to write	akhbar	newspaper
menonton	to watch	televisyen	television

PART TWO

Dialogue

Tom Black, a student from the UK, arrives at Kuala Lumpur International Airport to meet his long-standing e-pal Serena for the first time. He passes through customs and baggage reclaim without a hitch but there is no sign of Serena! Looking like a lost tourist, Tom is approached by several private taxi drivers offering their services.

- Pemandu teksi 1** Teksi, Encik?
Tom Tidak, terima kasih.
Pemandu teksi 2 Encik nak naik teksi?
Tom Tidak, terima kasih.
Pemandu teksi 3 Encik, mahu ke mana?
Tom Saya sedang menunggu seseorang.
Pemandu teksi 4 Saya boleh menghantar Encik ke hotel. Encik hendak pergi ke hotel mana?
(Presently, a young lady approaches Tom and starts speaking.)
Serena Maaf. Adakah saudara bernama Tom? Maaf, saya terlawat. Saya tersangkut dalam kesesakan lalu-lintas.
Tom Ya. Anda Serena?
Serena Betul. Gembira bertemu dengan saudara.
Tom Saya juga begitu.
Serena Adakah semua ini bagasi anda? Biar saya bantu.

teksi	taxi
pemandu teksi	taxi driver
tidak, terima kasih	no, thank you
nak (short for hendak	to want, to need
see below)	
naik	to take some form of transport
mahu	to want
mahu ke mana	where to?

sedang	<i>now</i>
sedang menunggu	<i>am waiting (for)</i>
seseorang	<i>someone</i>
boléh	<i>can/to be able to</i>
menghantar	<i>to take (someone somewhere)</i>
hotel	<i>hotel</i>
hendak	<i>to want, to need</i>
ke hotel mana?	<i>to which hotel?</i>
maaf	<i>excuse me, I'm sorry</i>
bernama	<i>to be called</i>
terléwat	<i>late</i>
tersangkut	<i>to be stuck</i>
dalam	<i>in</i>
lalu-lintas	<i>traffic</i>
kesesakan lalu-lintas	<i>traffic jam</i>
gembira bertemu dengan	<i>glad to meet you</i>
saudara.	
Saya juga begitu	<i>me too</i>
semua (ini)	<i>all (this)</i>

Translation

Taxi driver 1	Taxi, Sir?
Tom	No, thank you.
Taxi driver 2	Does Sir need a taxi?
Tom	No, thank you.
Taxi driver 3	Where do you want (to go), Sir?
Tom	I am waiting for someone.
Taxi driver 4	Can I take you to a hotel (Sir). Where do you want to go?
Serena	Excuse me, are you Tom? I'm sorry I'm late. I was stuck in traffic.
Tom	Yes. Are you Serena?
Serena	That's correct. Pleased to meet you.
Tom	Me too.
Serena	Is this all your baggage? Let me help.

How the language works 2

1 In the dialogue, **encik** is used to mean *you*. **Encik perlu teks?** Used in this way, **encik** can be likened to the older style, hyper-polite English, *Does Sir require a taxi?*, although its usage is still common place in Malay speaking countries. Any title or a name can be used to mean *you*. Therefore, if you say, for example,

Apakah Siti dari Kuala Lumpur? this could mean *Is Siti from Kuala Lumpur?* but if you were addressing Siti directly, the meaning would be *Are you from Kuala Lumpur (Siti)?*

2 In Unit 1 we saw that **maaf** can mean *excuse me*. It can also be used to apologize for something in the following way:

Maaf, saya terlewat. *I'm sorry I'm late.*

3 In Unit 1 you were introduced to **adakah** as a means of forming a yes/no question. As in the dialogue above, you can make the same type of question by using **apakah**. The meaning is the same and is subject only to the speaker's personal preference:

Adakah dia sedang menunggu seseorang? *Is she waiting for someone?*

Apakah dia sedang menunggu seseorang?

Exercise 5 Use **apakah** to ask the following questions:

- Is this all your (use anda) luggage?
- Are they waiting outside?
- Is he stuck in traffic?
- Are we (use kami) late?

4 Did you notice that not all the questions in the dialogue are formed with **adakah** or **apakah**? In informal style, these may be omitted when forming a question, especially in the informal spoken language. Another way to form a yes/no question is simply to take the statement and add a rising intonation at the end; that alone forms the question.

▶ Look at the following examples and, ideally, follow along with the recording if you have it, as this type of question relies solely on the rising intonation you use.

Itu menarik.	<i>It's interesting.</i>
Itu menarik?	<i>Is it interesting?</i>
Dia penat.	<i>She's tired.</i>
Dia penat?	<i>Is she tired?</i>
Ini kucing anda.	<i>This is your cat.</i>
Ini kucing anda?	<i>Is this your cat?</i>

cantik	<i>beautiful</i>	penat	<i>tired</i>
menarik	<i>interesting</i>	kucing	<i>cat</i>

Using Malay

Exercise 6

A Choose the correct response from the choice of three for each question or statement.

- 1 Maaf, apakah anda pemandu teksi?
 - a Terima kasih
 - b Ya betul, Encik mahu ke mana?
 - c Tidak mengapa.
- 2 Biar saya bantu.
 - a Terima kasih, bagasi saya di luar.
 - b Saya sedang menonton televisyen.
 - c Saya bercakap Bahasa Melayu dengan baik.
- 3 Encik mahu ke mana?
 - a Mahu ke Hotel Istana.
 - b Selamat berkenalan.
 - c Tidak, terima kasih.
- 4 Apakah anda sedang menunggu seseorang?
 - a Ya, saya sedang menunggu pemandu teksi.
 - b Tidak, dia pelancong.
 - c Gembira dapat bertemu dengan anda juga.

▶ Exercise 7 Over to you!

While you are working at your desk your Malaysian friend Mustafa (A) comes up to you to ask for help with something. Use the English in the prompts to answer Mustafa's questions in Malay. You are (B).

- A Boleh anda membantu saya?
 B *I'm sorry. I'm busy now.*
 A Anda sedang belajar Bahasa Melayu?
 B Yes.
 A Boleh saya kembali nanti?
 B OK.
 A Selamat belajar!

sibuk	busy
sedang	now
belajar	to study
sedang belajar	studying
kembali	to come back
nanti	later
Baiklah kalau begitu	OK
Selamat belajar!	Happy studying!

When you have finished writing in the answers, check that you know what Mustafa is asking you, then use the recording to practise the dialogue.

03

tell me more about yourself

In this unit you will learn
how to

- give information about yourself and ask about other people
- express nationalities and languages
- ask basic questions

PART ONE

Dialogue

On the way to the hotel, Stan, Zamani and Baharom pass the time by getting to know each other a little more.

- Stan** Apa khabar Encik Zamani?
Zamani Khabar baik dan anda pula bagaimana Encik Davies?
Stan Saya juga baik, terima kasih.
Zamani Bagaimanakah dengan penerbangan anda?
Stan Sangat selésa, walaupun agak meletihkan.
Zamani Anda mémang fasih bertutur dalam Bahasa Melayu.
Stan Terima kasih. Saya belajar daripada isteri saya. Dia berasal dari Singapura. Apakah Encik sudah berkeluarga?
Zamani Belum. Saya masih bujang.
Baharom Saya sudah berkeluarga.
Stan Maaf. Boléhkah anda bercakap dengan lebih perlahan?
Baharom Baiklah. Maafkan saya.

apa khabar?	<i>how are you?</i>
khabar baik	<i>I'm fine</i>
baik	<i>good, fine</i>
dan anda pula bagaimana	<i>and how about you?</i>
pula	<i>likewise</i>
bagaimanakah dengan	<i>How is ...? How was ...?</i>
penerbangan	<i>flight</i>
sangat	<i>very</i>
selésa	<i>comfortable</i>
walaupun	<i>although</i>
agak	<i>rather, somewhat</i>
meletihkan	<i>tiring</i>
mémang	<i>really</i>
fasih	<i>fluent</i>
bertutur	<i>to speak</i>
dalam	<i>in</i>
belajar	<i>to learn/to study</i>
daripada	<i>from</i>
isteri	<i>wife</i>
sudah	<i>already</i>
berkeluarga	<i>married</i>
belum	<i>not yet</i>
masih	<i>still</i>

bujang	<i>single</i>
dengan lebih perlahan	<i>more slowly</i>
lebih	<i>more</i>
perlahan	<i>slow</i>
baiklah	<i>all right, OK</i>
maafkan	<i>to forgive</i>
maafkan saya	<i>I'm sorry</i>

Translation

Stan	How are you, Mr Zamani?
Zamani	Fine, and you, Mr Davies?
Stan	I'm fine too, thank you.
Zamani	How was your flight?
Stan	Very comfortable, although somewhat tiring.
Zamani	You really are fluent in Malay.
Stan	Thank you. I learnt (it) from my wife. She is from Singapore. Are you married?
Zamani	Not yet. I am still single.
Baharom	I am married.
Stan	Sorry, could you speak more slowly?
Baharom	OK. I am sorry.

How the language works 1

1 *How are you?* in Malay is *Apa khabar?* The standard response is: *Khabar baik, terima kasih, I am fine, thank you.* (*Khabar* on its own means *news.*) You could use *Baik sekali, Very good, very well,* for short.

Other common answers are *sihat, I'm healthy* or *alhamdulillah, baik, I'm well, thanks be to Allah.* The last response is partly Arabic and widely used by Muslims. Note, though, that you should only use this expression if you, too, are Muslim.

2 Countries, nationalities and languages.

Belanda	<i>Holland</i>	Indonesia	<i>Indonesia</i>
Amerika	<i>America</i>	Singapura	<i>Singapore</i>
Kanada	<i>Canada</i>	Itali	<i>Italy</i>
China	<i>China</i>	Sepanyol	<i>Spain</i>
Jepun	<i>Japan</i>	Perancis	<i>France</i>
Jerman	<i>Germany</i>		

New Zealand, Australia, Ireland, Scotland, Wales and England retain the same spelling as in English and do not conform to the Malay pronunciation rules you have learnt in this book, so the pronunciation is the same as you would expect in English.

(ii) To talk about nationality simply take *orang* which means *person* and add the name of the country to it:

orang Amerika	<i>an American (person)</i>
Saya orang Ireland	<i>I am Irish. (I am an Irish person.)</i>

(iii) Talking about languages is just as simple. Take *bahasa* which means *language* and add the name of the country that corresponds to the language you want to express:

bahasa Itali	<i>Italian (language)</i>
Dia boleh bercakap bahasa Perancis.	<i>She can speak French.</i>

Note, however, that when talking about the English language, only the *Inggeris* form can be used. So *English* is always *bahasa Inggeris*.

When Malays talk about their own language they often just refer to it as *bahasa*, taking it as read from the situation that it is *bahasa Melayu* they are referring to. You may also hear the Malay language referred to as *bahasa Malaysia*.

Exercise 1 How would you say:

a a Spaniard	f an American
b Chinese	g a New Zealander
c a Scot	h Malay
d an Indonesian	i a Singaporean
e Dutch	j Japanese?

2 Now that you can refer to any language you want, you need to know how to talk about speaking such and such a language. In Unit 2 you met *bercakap* + language:

Anda bercakap bahasa Melayu dengan baik sekali.
You speak Malay very well.

In this unit we introduce you to two more ways namely *bertutur dalam* and *berbual dalam*. With both of these verbs you need to use *dalam* whereas you do not need to with *bercakap*. *Bercakap* is probably the most common of these verbs, but you need to at least understand the others in case someone uses them while speaking to you, as your ability to speak Malay will no doubt

set you apart from the usual tourists, and you will be commended on your efforts, if not the quality of your Malay.

Mereka bertutur dalam bahasa Cina dengan fasih.
They speak Chinese fluently.

Boléhkah Devinder berbual dalam bahasa Melayu?
Can Devinder speak Malay?

dengan fasih fluently

3 Some question words.

So far we have seen two ways to make yes/no questions in Malay. The other type of questions are those that require an answer and begin in English with question words such as *what?* *who?* *how?* and *when?*

In Malay these are:

- | | | |
|-----|---|--|
| i | Apa or Apakah?
Apa itu? | What?
What's that? |
| ii | Siapa or siapakah?
Siapa ini?
Siapakah orang itu? | Who?
Who is this?
Who is that person? |
| iii | Bila or Bilakah?
Bila penerbangan ke London?
Bilakah mesyuarat? | When?
When is the flight to London?
When is the meeting? |
| iv | Bagaimana or bagaimanakah?

Bagaimanakah filem itu?
Bagaimana isteri anda? | What kind of?
What's ... like?/How's?/
How are?/How was?/
How were?, etc.
How was that film?
How's your mother? |

In the dialogue Zamani asked **Bagaimanakah dengan penerbangan anda?**

Bagaimana(kah) dengan is a more colloquial usage which can be used to ask how something is or was.

All the question words can occur with **-kah** attached to them without altering the meaning. As we shall see later on, **-kah** often features in question formation in Malay.

4 In English, nouns can be described by an adjective, for example: *a big car*, *a happy occasion*, or they can be described

by another noun whereby the first noun gives more information about the second, for instance: *lifestyle*, *bookshop* and *fighterpilot*. In English, the describing word occurs before the main noun.

In Malay, nouns can be modified by adjectives or by nouns and even verbs which also carry out the role of describing the noun. When any of these are used to describe a noun they are placed after the noun they refer to.

Study the following. The describing words are in bold italics:

- with adjectives

keréta baru	<i>a new car</i>
gambar menarik	<i>an interesting picture</i>
- with nouns

stésen bas	<i>bus station</i>
orang Wales	<i>a Welsh person</i>
- with verbs

lapangan terbang	<i>airport or, originally airfield</i>
bilik mandi	<i>bathroom</i>

(In the above examples, **terbang** means *to fly* and **mandi** means *to bathe*. Although the exact meanings are not literally translatable into English, they do illustrate the concept that the describing word occurs after the noun it refers to. **Lapangan** means *runway or field*.)

- When more than one describing word, including possessive pronouns (*my*, *your*, *our* etc.) and personal names, occurs in a phrase, the word order is the reverse of the English:

sekolah bahasa Inggeris	<i>English language school</i>
pasport teman saya	<i>my friend's passport</i>

baru	<i>new</i>
menarik	<i>interesting</i>
stésen	<i>station</i>
bas	<i>bus</i>
terbang	<i>to fly</i>
bilik	<i>room</i>
mandi	<i>to take a bath</i>
sekolah	<i>school</i>

Exercise 2 How would you say:

- a heavy luggage
- b sports clothes
- c bedroom (say: *room (of) sleep*)
- d My Malay language teacher's friend
- e My friend's Malay language teacher?

berat	<i>heavy</i>
sukan	<i>sport</i>
pakaian	<i>clothes</i>
tidur	<i>to sleep</i>

▶ When you are learning a language you may need to ask for clarification or repetition. You will find the following phrases very useful so you should learn them by heart:

Maaf, saya tidak faham.	<i>I'm sorry, I don't understand.</i>
Boléhkah anda ulangi sekali lagi?	<i>Could you repeat that please?</i>
Boléhkah anda tolong tuliskan?	<i>Could you write it down please?</i>
Boléhkah anda tolong éjakan?	<i>Could you spell it please?</i>
Boléhkah anda bercakap dengan lebih perlahan?	<i>Could you speak more slowly please?</i>
Boléhkah anda bercakap dengan lebih kuat?	<i>Could you speak more loudly please?</i>

You will notice that most of the expressions above use *bolehkah ...?*, which corresponds to the English *could you ...?* The *-kah* is actually optional and used colloqually in all the above, but Malays tend to use it wherever questions are being asked in the written form. *Boleh* means can, as in to have the ability to as well as meaning *to be permitted to*. More on *boleh* later!

Understanding Malay

Exercise 3 Say whether the following statements based on the dialogue are true or false.

- a Penerbangan Encik Davies sangat meletihkan.
- b Isteri Encik Davies berasal dari Singapura.
- c Encik Davies belajar bahasa Malaysia daripada isterinya.
- d Encik Zamani belum berkeluarga.

isterinya his wife

▶ **Exercise 4** First familiarize yourself with the vocabulary then listen to Rani interviewing a young lady and circle the correct answer to each question:

- a What nationality is the interviewee?
British – Indonesian – Chinese – Malaysian
- b How well can she speak Malay (according to the interviewer)?
like a native – fluently – only a little
- c What other language can she speak?
Chinese – Welsh – English – Japanese
- d What problem does she have with the interviewer's Malay?
It's too fast – It's too unclear – It's heavily accented

seperti	<i>like</i>
asli	<i>authentic, original, native</i>
seperti orang asli	<i>like a native</i>
jelas	<i>clear</i>
tidak jelas	<i>unclear</i>
aksen	<i>accent</i>
kental	<i>thick, strong</i>
aksen yang kental	<i>a strong accent</i>

PART TWO**▶ Dialogue**

Tom is staying at Serena's house on an estate in the suburbs of Kuala Lumpur. Serena's neighbour is an elderly gentleman who tends to be a bit nosy! Tom and Serena are just leaving the house when they are caught by the inquisitive Encik Hanif who is sitting on his verandah ...

- Encik Hanif** Saudari hendak ke mana? Siapakah lelaki itu?
Serena Saya mahu pergi berjalan-jalan. Dia teman saya dari Sheffield.
Encik Hanif Sheffield? Di mana tu? Di Amerika?
Serena Tidak, di England.

Mr Hanif Just call me Pak cik Hanif. (I) hope you enjoy your stay here.

Tom Thank you. See you again.

How the language works 2

1 Negation. Malay makes sentences or phrases negative by using **tidak** or **bukan** depending on the situation. It is important that you understand the distinction between the usage of these two words.

- To make a verb negative in English, we use *don't* or *doesn't* before the verb. For example, we would say *He doesn't speak English* or *They don't eat beef*.

In Malay, insert **tidak** directly before a verb to make it negative.

dia minum	<i>he drinks</i>
dia tidak minum	<i>he doesn't drink</i>
saya tahu	<i>I know</i>
saya tidak tahu	<i>I don't know</i>

- In Malay, adjectives are also made negative by using **tidak**.

dia sihat	<i>he is healthy</i>
dia tidak sihat	<i>he isn't healthy</i>
mereka mabuk	<i>they are drunk</i>
mereka tidak mabuk	<i>they aren't drunk</i>

- When what you want to make negative is a noun (a thing) or a pronoun, **bukan** must be used. Again it is inserted directly before the noun (or pronoun) if refers to.

Saya orang Malaysia.	<i>I am a Malaysian.</i>
Saya bukan orang Malaysia.	<i>I am not a Malaysian.</i>
Ini kucing.	<i>This is a cat.</i>
Ini bukan kucing.	<i>This is not a cat.</i>
Dia presiden? Bukan dia.	<i>Is he the president? It's not him.</i>

tahu	<i>to know</i>	mabuk	<i>drunk</i>
sihat	<i>healthy</i>	presiden	<i>president</i>

Exercise 5 Complete the sentences with either **tidak** or **bukan**.

- Dia _____ sopan.
- Mereka _____ buta.
- Kami _____ tinggal di Johor Bahru.

d Itu _____ keréta saya.

e Dia _____ gembira.

sopan *polite*

buta *blind*

Finally, both **tidak** and **bukan** mean *no* as a one-word response to a yes/no question. You need to recognize what the focus word is in the question. Is it a noun, verb or adjective?

Apakah kawan anda **penari**? *Is your friend a dancer?* No.

Bukan.

Apakah dia **péndek**? **Tidak.** *Is she short?* No.

Apakah dia **bekerja di Sabah**? *Does she work in Sabah?* No.

Tidak.

Exercise 6 Answer *no* to these questions:

- Adakah itu pensel anda?
- Adakah pensel anda patah?
- Apakah ibu anda peramah?
- Apakah mereka tahu?

pendek *short*

pensel *pencil*

2 In the dialogue did you notice that Encik Hanif asked **Saudari hendak ke mana?** without including a pronoun? This is perfectly acceptable and widely used in conversational style. Native Malay speakers like to express themselves in the simplest and most economical way possible which leads to them omitting certain words from the sentence when the context is fully understood. In this case, it is obvious that Encik Hanif is addressing Serena and no-one else. It would be unthinkable to miss words out like this in correct English, even when the context is fully understood. The omission in the sentence above is optional. It is just as correct to say **Saudari hendak pergi ke mana?**

As you work through this book, and, especially if you have the opportunity to converse with Malay speakers, you will begin to get a natural feel for which words can be dropped when the context is understood.

3 To ask *where?*, *where to?* and *where from?* Malay uses:

di mana ...? *where ...?*

di mana anda tinggal? *Where do you live?*

ke mana ...? *where to ...?*

Ke mana anda pergi? *Where are you going (to)?*

dari mana ...? *where from ...?*

Dari mana anda berasal? *Where do you come from?*

These three questions are made up of a preposition (a word that indicates location) and **mana**. It is very important to note that, although these questions are made up of two components, these components cannot be separated as in the corresponding English sentences. For instance, in the last example above, notice how *where* can occur at the beginning of the phrase with the *from* at the end. This is not possible in Malay. In fact you will find these questions easier to understand and use if you think of how they would appear in older style English: *To where are you going? From where do you come?* as this is what you are effectively saying in Malay. As with most other question words, the above often occur with **-kah** giving us **di manakah**, **ke manakah** and **dari manakah**.

Exercise 7 Fill in the blanks with the appropriate question according to the meaning:

- a _____ dia masuk?
 b _____ dia belajar?
 c _____ mereka membawa bagasi itu?
 d _____ kami datang?

masuk	<i>to enter</i>
membawa	<i>bring/take</i>

4 Used on its own, **berapa**? means *how many?*

Berapa kereta? *How many cars?*
 Berapa kucing? *How many cats?*

However, **berapa** is often combined with other words to create specific questions that ask about the quantity of something. In the dialogue two you were introduced to:

Berapa lama? *How long?/For how long?*

This question is made up of **berapa** and **lama** which means a long time. Note that **berapa lama?** can only be used to refer to time. If you want to ask how long? to refer to physical length the question **berapa panjang?** must be used.

Similarly, **berapa kali?**, *how many times?*

Berapa kali kamu datang
 ke Singapura?

*How many times have you
 come to Singapore?*

Many useful questions can be formed with **berapa**. It is worth bearing this in mind as you work through the units as other questions using **berapa** will be presented in the appropriate units. The answer to a question with **berapa** will, more often than not, have a number in the answer.

Exercise 8 Complete these questions with **berapa lama** or **berapa kali** as appropriate:

- a _____ penerbangan dari London ke Singapura?
 b _____ anda makan nasi goréng?
 c _____ kita menunggu?
 d _____ dia tinggal di Malaysia?
 e _____ dia telefon?

makan	<i>to eat</i>
nasi goréng	<i>fried rice</i>
telefon	<i>to call/to make a phone call</i>

5 In Part One of this unit you were introduced to the question word **siapa** (or **siapakah**). When you ask for someone's name in English, you use *what?*, for example *What's your name?*. Malay, on the other hand, uses **siapa!**

Siapakah nama anda? *What's your name?*
Siapa nama orang itu? *What's the name of that person?*

But, if you are enquiring about the name of something other than a living being, you must use **apa**.

Apa nama kampung ini? *What's this village called?*

6 **Pernah** and **tidak pernah** relate to the past in a specific way. From the English speaker's point of view, it is easier to grasp how to use **tidak pernah** first. **Tidak pernah** simply translates *never* as in such sentences as:

Saya tidak pernah pergi ke Pulau Redang *I have never been to Redang Island.*

Kami tidak pernah melihat dia. *We have never seen her.*

Pernah expresses *ever* as in the English *Have you ever been to Redang Island?* However, whereas English only uses *ever* in the question form, Malay uses it in the positive statement too. In

this sense it expresses something you have done in the distant past, and can often be translated as *once* in English.

Saya *pernah* pergi ke Bali. *I once went to Bali.*
 Dia *pernah* belajar memasak. *She once learnt to cook.*
 Apa saudara pernah ke Kelantan? *Have you ever (been) to Kelantan?*

(Note that in the last example *pergi* can be omitted as it is understood from the context which *ke - to* creates. *Pergi* is often dropped, for example in the dialogue, Encik Hanif asks *Saudari hendak ke mana?*. The full form would be *Saudari hendak pergi ke mana?*)

memasak to cook

Exercise 9 How would you say the following?

- I have never seen that film (movie).
- Have you ever been to Melaka?
- We (use *kami*) once ate durian.
- He once lived in America.

durian durian (see Unit 14)

7 *Selamat*, a word connected with the idea of prosperity, welfare, happiness and salvation is used in many a Malay greeting. In addition to several set greetings, some of which you will find below, you can combine *selamat* with any verb to convey an idea of well-wishing in that particular action, etc. Here are some common ones you may find useful:

Selamat belajar!	<i>Enjoy your studies!</i>
Selamat makan!	<i>Enjoy your food!</i>
Selamat bekerja!	<i>Enjoy your work!</i>
Selamat berangkat!	<i>Have a good trip!</i>
Selamat hari jadi!	<i>Happy Birthday!</i>
Selamat malam!	<i>Good night!</i>
Selamat Hari Raya!	<i>Happy Eid!</i>
Selamat Menyambut Hari Krismas!	<i>Merry Christmas!</i>
Selamat jalan!	<i>Goodbye*</i>
Selamat tinggal!	<i>Goodbye*</i>
Selamat Tahun Baru!	<i>Happy New Year!</i>

*There are two words for *goodbye* in Malay. If you are the one who is leaving, you say *Selamat tinggal* to whoever you are taking leave of and if you are the one staying you wish the person leaving a happy journey with *Selamat jalan!*



Using Malay

Exercise 10 See if you can make these sentences in Malay:

- They didn't arrive yesterday.
- This isn't the flight to Kota Kinabalu.
- I don't speak Arabic.
- My wife isn't Singaporean.
- That isn't an orang-utan. (English uses the same word as the Malay.)
- Eman is not stubborn.

bahasa Arab	Arabic
keras kepala	stubborn

Exercise 11 Look at the following sentences. Use the rules above to determine whether the sentence uses **bukan** or **tidak** in the right way. If there is a mistake, correct it. Check your answer in the Key to the exercises.

- a Dia tidak orang Brazil.
- b Dia bukan pemain bola sépak.
- c Kami tidak bahagia.
- d Saya bukan bodoh.
- e Kelmarin meréka bukan datang.

orang Brazil	<i>Brazilian</i>
pemain bola sépak	<i>football player</i>
bahagia	<i>happy</i>
bodoh	<i>stupid</i>
datang	<i>to come</i>

Exercise 12 Look at the answers. What were the questions?

- a Sihat.
- b Penerbangan sangat meletihkan.
- c Tidak, saya masih bujang.
- d Nama saya Angela.
- e Ya, saya pernah ke Miami.
- f Mereka mahu tinggal di Miri cuma dua minggu.
- g Bukan, saya bukan orang Thai.

▶ Exercise 13 Over to you!

Imagine you are an Australian called Stuart from Canberra (A). One day you are out and about in your home town and you notice a foreign tourist having difficulty making herself understood (B). You notice that her guidebook is in Malay so you take the opportunity to practise the **bahasa Melayu** you learnt at school (*di sekolah*).

- A *Are you Malaysian? How are you?*
- B Ya, khabar baik, terima kasih.
- A *Excuse me? What's your name?*
- B Nama saya Norsheela. Panggil saja Sheela.
- A *My name's Stuart. Just call me Stu.*
- B Maaf, bahasa Inggeris saya tidak lancar.
- A *Don't worry. I once learnt Bahasa Melayu at school.*
- B Bagus kalau begitu.
- A *Where are you staying?*

- B Saya tinggal di Hotel Hilton.
- A *How is Australia?*
- B Bagus sekali.
- A *How long will you stay in Canberra?*
- B Cuma 2 minggu.
- A *Have a nice holiday.*
- B Terima kasih. Sehingga berjumpa lagi.

bagus sekali	<i>great</i>
sehingga berjumpa lagi	<i>see you</i>

04 at work and at school

In this unit you will learn how to

- talk about your job and ask about what other people do
- express your capabilities
- talk about education and study

PART ONE

► Dialogue

During his short stay in Malaysia, Stan needs a competent personal assistant to help him. One of the short-listed applicants for the job is Shanaz Salleh, whom Stan is interviewing.

- Shanaz** Selamat pagi, Tuan!
- Stan** Selamat pagi, sila duduk! Saya perlu seorang setiausaha untuk membantu saya. Boléhkah saudara ceritakan sedikit tentang latar belakang pendidikan saudara?
- Shanaz** Saya menerima pendidikan saya di Kolej Kesetiausahawan Antarabangsa di Kuala Lumpur.
- Stan** Bilakah saudara tamat pengajian?
- Shanaz** Lima tahun yang lalu.
- Stan** Apa kemahiran saudara?
- Shanaz** Saya boléh bertutur dalam tiga bahasa, iaitu Bahasa Inggeris, Perancis dan Jepun dengan baik. Saya juga boléh menaip dengan pantas.
- Stan** Boléhkah saudara mengguna komputer?
- Shanaz** Tentu boléh, Tuan. Saya juga boléh mengguna mesin faks dan e-mél.
- Stan** Boléhkah saudara menguruskan segala surat-menyurat?
- Shanaz** Boléh, saya memang mahir dalam bidang itu.
- Stan** Saudari masih bekerja di syarikat yang lain?
- Shanaz** Ya, saya masih bekerja di Syarikat Oriental Exports sebagai seorang setiausaha.
- Stan** Berapa gaji yang saudara harapkan?
- Shanaz** Dua ribu ringgit sebulan, jika boléh.
- Stan** Bila saudara boléh mula bekerja?
- Shanaz** Pada bulan hadapan.
- Stan** Saudari boléh bekerja sepenuh masa?
- Shanaz** Maaf Tuan, bekerja sambilan sahaja, iaitu tiga hari dalam seminggu.
- Stan** Baiklah kalau begitu. Saya akan pertimbangkan permohonan saudara dan beri jawapan dengan secepat mungkin.

duduk	<i>to sit down</i>
sila duduk	<i>please sit down</i>
perlu	<i>to need</i>
setiausaha	<i>secretary</i>

untuk	for, (in order) to
ceritakan	to tell
tentang	about
latar	background
pendidikan	education
menerima	to receive, to get
kolej	college
kesetiausahawan	secretarial
antarabangsa	international
tamat pengajian	to graduate
lima	five
tahun	year
lima tahun yang lalu	five years ago
kemahiran	skill(s)
tiga	three
iaitu	namely, that is to say
boleh	to be able
dengan baik	well
menaip	to type
pantas	brisk, quick
dengan pantas	quickly
mengguna	to use
komputer	computer
tentu	of course
tentu boleh	(here) of course I can
mesin faks	fax machine
menguruskan	to deal with, to handle
segala	all
surat-menyurat	correspondence
mémang	indeed, actually
mahir	adept, skilful
dalam	in, inside
mahir dalam	adept in
bidang	field (i.e. of expertise, etc.)
lain	other
syarikat yang lain	another company
sebagai	as
seorang	a
gaji	salary
harapkan	to expect
dua ribu	2,000
sebulan	per month
jika	if

jika boleh	if possible
mula	to begin, to start
bulan	month
pada bulan hadapan	next month
sepanjang masa	full time
bekerja	to work
sambilan	part time
sahaja	only
tiga	three
hari	day
tiga hari	three days
seminggu	a week
baiklah kalau begitu	that's fine/that's all right then
akan	will/shall
pertimbangkan	to consider
permohonan	application
beri	to give
jawapan	answer
dengan secepat mungkin	as soon as possible

Translation

- Shanaz** Good morning, Sir!
- Stan** Good morning, please take a seat. I need a secretary to help me. Could you tell me a little about your educational background.
- Shanaz** I received my education at the International Secretarial College in Kuala Lumpur.
- Stan** When did you graduate?
- Shanaz** Five years ago.
- Stan** What are your skills?
- Shanaz** I can speak three languages well, namely English, French and Japanese. I am also able to type fast.
- Stan** Can you use a computer?
- Shanaz** Of course I can, Sir. I can also use a fax machine and e-mail.
- Stan** Can you handle all the correspondence?
- Shanaz** (Yes) I can, I am particularly skilled in that field.
- Stan** Are you still working for another company?
- Shanaz** Yes, Sir, I'm still working for Oriental Express as a secretary.
- Stan** What salary do you expect?
- Shanaz** Two thousand per month, if possible.
- Stan** When can you start work?
- Shanaz** Next month.

- Stan** Can you work full time?
Shanaz I'm sorry, Sir, (but) I'm only able to work part time, that is, three days a week.
Stan That's fine. I'll consider your application and give (you) an answer as soon as possible.

How the language works 1

1 **Sila** is a useful and polite word to use when urging someone to do something. It is one of the ways to say *please (do something)* in Malay. The form **silakan** also exists which takes the command to an even more polite level. Just combine it with a verb.

Sila duduk!	<i>Please sit down!</i>
Sila berdiri!	<i>Please stand up!</i>
Silakan cuci!	<i>Please wash!</i>
Silakan ikut saya!	<i>Please follow me!</i>

Exercise 1 Try forming **sil** or **silakan** phrases with the following word and then translate into English:

- menyanyi
- bercakap bahasa Melayu
- minum
- menari
- masuk

berdiri	<i>to stand up</i>
cuci	<i>to wash</i>
ikut	<i>to follow</i>
menyanyi	<i>to sing</i>
menari	<i>to dance</i>

2 **Boléh**. In English the verb *can* has two slightly different meanings. It is used to express both ability, as in *I can play the violin* and permission, as in *Can I leave early today?* Just as in English, Malay needs just one word to express both meanings – **boléh**.

Saya boléh hitung.	<i>I can count.</i>
Mereka boléh mengajar bahasa Sepanyol.	<i>They can teach Spanish.</i>
Dia boléh berhubung dengan baik.	<i>He can communicate well.</i>
Saya boléh jual produk ini.	<i>I can sell this product.</i>

Mampu is a good word to use when talking about your capabilities. Native speakers will be impressed to hear you using this!

hitung	<i>to count</i>
berhubung	<i>to communicate</i>
jual	<i>to sell</i>
produk	<i>product</i>

3 Remember also that, as an extension to the second meaning that we came across in the last unit, **boléh** can both be used to form phrases that make a request which corresponds to *Could you...?* in English, as in *Could you help me?* As in the dialogue, it more often than not occurs with the **-kah** in Malay, for example, **Boléhkah** *saudari mengguna komputer?*

4 You have already come across a way of indicating how an action is performed. Such a word is known as an adverb. It tells you more about the action expressed in the verb. Adverbs are usually formed by adding **-ly** to an adjective in English, for example: *quick* → *quickly*.

Look at these examples:

Saya bercakap bahasa Inggeris	<i>I speak English well.</i>
dengan baik.	
Dia mampu menaip	<i>He can type quickly.</i>
dengan cepat.	

You will see that in Malay adverbs are formed by **dengan** plus adjective. Adding any adjective to **dengan** has the same effect in Malay as adding **-ly** to a noun in English.

automatik	<i>automatic</i>
dengan automatik	<i>automatically</i>

Exercise 2 How would you say the following?

- Please drive carefully!
- Please write accurately!
- Please read slowly!

memandu	<i>to drive</i>
berhati-hati	<i>careful</i>
tepat	<i>accurate</i>
perlahan-lahan	<i>slowly</i>

5 Job talk

doktor	doctor
doktor gigi	dentist
jururawat	nurse
ahli sains, saintis	scientist
arkitek	architect
mekanik	mechanic
pensyarah	lecturer
wartawan	journalist
pegawai kerajaan	public servant
peguam	lawyer
penulis	writer
pelukis	artist
penyanyi	singer
ahli muzik	musician
nelayan	fisherman
petani	farmer
jurufoto, jurugambar	photographer
tukang masak	chef
pelayan	waiter
suri rumah tangga	housewife

Apa pekerjaan anda? *What's your job?/
What do you do?*

When stating what job someone does, the word *seorang* is often inserted just before the job title:

Dia *seorang* wartawan. *She's a journalist.*

Used in this way *seorang* corresponds to *a* or *an* in English. Although it is entirely optional, native speakers often prefer to include it.

Understanding Malay

Exercise 3 Using the dialogue from part one say whether the following statements are true or false.

- Shanaz menerima pendidikan di Kuala Lumpur.
- Rita hanya mampu mengguna komputer dan e-mél.
- Dia tidak boleh menguruskan surat-menyurat.
- Dia mampu menaip dengan cepat.
- Dia tidak boleh mula kerja minggu depan.

minggu depan *next week*

Exercise 4 Imagine you work for an international employment agency. A company has asked you to find a sales person who is 30–55 years of age, has a university diploma, has at least five years' experience in sales and is computer literate. A Malay speaker is preferred but fluent English is a must. There are four people on your books who may be suitable. Read the information about each person and choose which one best fulfils the requirements the company is looking for.

Nama: *Nurul Lisa Roslan*
Umur: *30 tahun*
Warganegara: *Malaysia/Australia*
Pendidikan: *Kelulusan Universiti (Sarjana)*
Pengalaman kerja: *Pemasaran 4 tahun*
Kemahiran: *Komputer, Bahasa Inggeris*

Nama: *David Teng*
Umur: *40 tahun*
Warganegara: *Singapura*
Pendidikan: *Sarjana (Universiti Singapura)*
Pengalaman kerja: *Jualan dan pemasaran selama 10 tahun*
Kemahiran: *Komputer, Bahasa Inggeris (fasih)*

Nama: *Mary Cooch*
Umur: *36 tahun*
Warga negara: *Inggeris*
Pendidikan: *Diploma (Akademi)*
Pengalaman kerja: *Pemasaran 7 tahun*
Kemahiran: *Komputer, bahasa Inggeris, bahasa Perancis.*

Nama: *Dayang Sofia*
Umur: *31 tahun*
Warga negara: *Brunei Darussalam*
Pendidikan: *Ijazah (Universiti Brunei Darussalam)*
Pengalaman kerja: *Pemasaran 6 tahun*
Kemahiran: *Komputer, bahasa Inggeris dan bahasa Mandarin*

warganegara	<i>nationality</i>
universiti	<i>university</i>
pengalaman kerja	<i>work experience</i>
pemasaran	<i>marketing</i>
kemahiran	<i>skill</i>
sarjana	<i>master's degree</i>
jualan	<i>sales</i>
akademi	<i>academy</i>
bahasa Mandarin	<i>Mandarin</i>

PART TWO

Dialogue

Serena is taking Tom around her university, where she studies computer science.

Serena Tom, ini kampus saya. Kami ada dua kampus A dan B. Kita sekarang berada di kampus A.

Tom Di mana kampus B, pula?

Serena Kampus B di Jalan Nuri, agak jauh dari sini, kira-kira satu jam. Saya boleh bawa kamu ke sana, jika mahu. Hari ini kamu kelihatan letih.

Tom Memang saya mahu. Saya boleh pergi hari ini.

Serena Jomlah, kita ke sana sekarang.

(Di kampus B.)

Tom Di mana kelas kamu?

Serena Di tingkat dua. Ikut saya.

Tom Kamu belajar apa?

Serena Komputer. Saya mahu jadi pengaturcara komputer.

(Meréka naik ke atas.)

Serena Ini kelas saya.

Tom Kamu nak kerja dengan syarikat mana?

Serena Syarikat swasta.

Tom Di mana kamu nak cari pekerjaan?

Serena Daripada iklan di surat khabar. Saya dah hantar butir-butir peribadi saya kepada satu syarikat swasta. Saya mahu dapatkan kerja sambilan.

Tom Harap-harap kamu berjaya.

kampus	<i>campus</i>
ada	<i>to have</i>
sekarang	<i>now</i>
berada	<i>to be (at a place)</i>
pula	<i>(here) again</i>
agak	<i>rather</i>
jauh	<i>far</i>
jauh dari sini	<i>far from here</i>
kira-kira	<i>about</i>
bawa	<i>to take</i>
mahu	<i>to want</i>
jika	<i>if</i>
jika mahu	<i>(here) if you want</i>
hari ini	<i>today</i>
kelihatan	<i>to look like/to seem</i>
Jomlah (popular slang)	<i>Let's go!</i>
kelas	<i>class</i>
tingkat	<i>floor, storey</i>
ikut saya	<i>follow me</i>
pengaturcara komputer	<i>computer programmer</i>
naik ke atas	<i>to go upstairs</i>
nak	<i>to want to</i>
swasta	<i>private</i>
syarikat swasta	<i>private company</i>
cari	<i>to look for</i>
pekerjaan	<i>job</i>
iklan	<i>advertisement</i>
surat khabar	<i>newspaper</i>
dah	<i>already (short for sudah)</i>
hantar	<i>to send</i>
peribadi	<i>personal</i>
butir-butir peribadi	<i>curriculum vitae or personal details</i>
kepada	<i>to</i>
satu	<i>one, (here) a</i>
dapatkan	<i>to get</i>
harap-harap	<i>hopefully</i>
berjaya	<i>to succeed</i>
Harap-harap kamu berjaya	<i>I wish you luck, I hope you succeed</i>

Translation

- Serena** Tom, this is my campus. We have two campuses, A and B. Now we are at campus A.
- Tom** Where is campus B again?
- Serena** Campus B is on Jalan Nuri, rather far from here, about one hour. I can take you there if you want. Today you look so tired.
- Tom** I really do want (to go). I can go there today.
- Serena** Let's go there now (then)!
- (At campus B.)
- Tom** Where is your class?
- Serena** On the second floor. Follow me.
- Mark** What do you study?
- Serena** Computers. I want to be a programmer.
- (They go upstairs.)
- Serena** This is my classroom.
- Tom** Which company do you want to work for?
- Serena** A private company.
- Tom** Where can you find a job?
- Serena** From an advert in the newspaper. I've already sent my CV to one private company. I want to get part-time work.
- Tom** I wish you luck.

How the language works 2

1 Tenses. In English, when you talk about what you are doing now, what you did yesterday and what you will do tomorrow, you convey the meaning through a change in the form of the verb you use, for example: *I am eating, I ate, I will eat*. The form of the verb is usually enough to indicate tense, i.e. when the action takes place. If you hear *I went* then you know immediately that the speaker is referring to the past. In fact, English has a very complex system of tenses. If you have bad memories of learning a foreign language before and struggling with the complications of learning the tenses, then you will be happy to hear that you are about to make a quantum leap in your study of Malay!

As Malay verbs do not indicate person, they do not indicate tense either. This means that, for instance, *pergi* can translate as *go, went, has been*, etc. depending on the context in which it occurs. This does not pose a translation problem for English speakers as your knowledge of English will automatically compensate and place the action in the correct time frame.

Malay has two ways of indicating tense: the first is by using a time expression which will give you a time frame and a tense for the verb.

Some basic units of time are:

hari	<i>day</i>
minggu	<i>week</i>
bulan	<i>month</i>
tahun	<i>year</i>

Adding either **depan**, **hadapan** or **akan datang** to any of these, or a day of the week or month puts the time unit into the future and automatically creates a future tense for anything you put with it and translates as *next ...*:

tahun depan	<i>next year</i>
minggu akan datang	<i>next week</i>

Similarly, adding **yang lalu** (or just **lalu** in speech) to any of the time units mentioned above creates a past tense and translates as *last ...or ... ago*.

bulan lalu	<i>last month</i>
-------------------	-------------------

Note also:

hari ini	<i>today</i>
besok or éso	<i>tomorrow</i>
semalam	<i>yesterday</i>
kelmarin	<i>the day before yesterday</i> (two days ago)
dua hari yang lalu	<i>the day before yesterday</i> (two days ago)
dua hari yang akan datang	<i>the day after tomorrow</i>

When you are talking about events that happened in the very near past or future, usually the same day or in the same 24-hour period, you need to be aware of the usage of particular time expressions. These only occur with **pagi**, *morning*, **tengah hari**, *late morning to early afternoon*, **petang**, *late afternoon* and **malam**, *evening*.

With one or two exceptions **tadi** is used to refer to the past in this extremely limited time frame, and **nanti** is used to refer to the future.

Thus:

petang tadi	<i>yesterday evening</i>
pagi tadi	<i>this morning</i>
malam nanti	<i>tonight</i>
tengah hari nanti	<i>this afternoon</i>

You need to note the form **bésok pagi** (or **ésok pagi**) (rather than **pagi nanti**) for *tomorrow morning* as this is the only exception.

Note, finally, that if you are talking about something that will happen later on in the same time frame you are currently experiencing, for instance, it is evening and you want to talk about something that will happen on that same evening, the preferred form is **malam ini**. Note also **pagi ini**, etc.

Exercise 5 How would you say:

- a last year
- b next month
- c the year before last
- d last week
- e this afternoon?

The second way to indicate tense is by use of a tense marker. These are generally adverbs that, by the very nature of their meaning carry with them the idea of tense when used with a verb. For example, you have already met **sedang** which means *now*. When you combine **sedang** with a verb, it forms the equivalent of a continuous tense which is expressed by *to be ... -ing* in English.

Saya mengajar biologi. *I teach biology.*

Saya sedang mengajar biologi. *I am teaching biology.*

You have also come across **sudah** (shortened to **dah** in speech) which you know means *already*, but when used as a tense marker indicates a past tense.

Mereka sudah datang. *They have arrived./They arrived.*

A tense marker with a similar meaning is **telah**. In spoken Malay, however, you will almost always use **sudah** because **telah** is considered highly formal. In writing, **telah** and **sudah** can be used interchangeably.

Saya telah tamat universiti. *I have graduated from university.*

Note that if you have a time expression, you do not need a tense marker as the time period is already expressed:

Saya tamat universiti dua tahun yang lalu. *I graduated from university two years ago.*

Malay likes to be as economical with words as possible!

Exercise 6 How would you say the following:

- a he wrote
- b they are typing
- c I am speaking
- d she read
- e are you studying? (Use **kamu**)


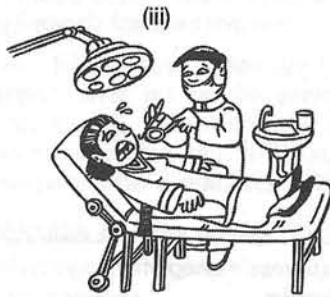
Subjects at school

pengurusan perniagaan	<i>business management</i>
kewangan	<i>finance</i>
perbankan	<i>banking</i>
pertanian	<i>agriculture</i>
alam sekitar	<i>environment</i>
sumber manusia	<i>human resources</i>
hubungan masyarakat	<i>human relationships (social studies)</i>
kejuruteraan	<i>engineering</i>
perakaunan	<i>accounting</i>
pelancongan	<i>tourism</i>
perguruan	<i>teaching</i>
perubatan	<i>medicine</i>
undang-undang	<i>law</i>
kemasyarakatan	<i>humanities</i>
seni bina	<i>architecture</i>
kimia	<i>chemistry</i>
biologi	<i>biology</i>
matematik	<i>mathematics</i>
geografi	<i>geography</i>
seni	<i>art</i>

Using Malay

Exercise 7 Match the pictures with the professions.





- a Dia seorang doktor gigi. c Faizal seorang nelayan.
b Dia seorang petani. d Vikrama seorang pelukis.

Exercise 8 Read the sentences and fill in the blanks with appropriate words from the list that follows.

- a _____ dan _____ bekerja di hospital.
b _____ mengurus anak dan suami di rumah.
c Hotel itu mempunyai _____ terkenal.
d Kami perlukan seorang _____ untuk merancang rumah baru kami.
e Syarikat surat kabar itu memerlukan seorang _____

suri rumah tangga
dokter
jururawat
arkitek
tukang masak
wartawan

mengurus	<i>to look after</i>
suami	<i>husband</i>
terkenal	<i>famous</i>
perluhan	<i>need</i>
merancang	<i>to design</i>
baru	<i>new</i>

Exercise 9 Over to you! A Malaysian (A) who runs a language school is looking for someone to help her teach English at her school. You (B) are being interviewed about the position.

- A Apa pekerjaan anda sekarang?
B *I am a language teacher.*
A Apakah pengalaman anda?

B *I have a lot of experience teaching English and I am fluent in three languages.*

A Di mana anda belajar mengajar?

B *At the International Language Institute.*

A Berapa gaji yang anda harapkan?

B *Two thousand dollars, if possible.*

A Bila anda boleh mula bekerja?

B *Next month..*

A Harap-harap anda akan berjaya.

saya ada I have

05

meet the family

In this unit you will learn
how to:

- talk about members of your family
- express where things are in your house
- say the numbers 1 to 10

PART ONE

▶ Dialogue

Stan and Wong take the opportunity to get to know each other a little more during a coffee break in the company canteen.

Stan Encik Wong sudah berkeluarga, bukan?

Wong Ya, Isteri saya dari Bandar Seri Begawan, Brunei. Kami ada 3 orang anak. Yang pertama lelaki dan masih di sekolah rendah. Yang kedua kembar perempuan. Mereka sungguh comel dan suka berjenaka.

Stan Berapakah umur mereka?

Wong Sepuluh tahun dan tujuh tahun. Encik Stan pula ada berapa orang anak?

Stan Saya ada dua anak. Yang sulong perempuan, dan yang bongsu lelaki.

Wong Berapakah umur mereka?

Stan Lapan tahun dan enam tahun. Anak lelaki saya manja sekali.

Wong Isteri Encik Stan bekerja?

Stan Tidak. Dulu dia setiausaha, tapi sekarang suri rumah tangga. Menjaga anak-anak dan suami. Dia isteri yang baik. Isteri Encik Wong pula?

Wong Dia seorang guru bahasa Inggeris. Tapi kami ada pembantu rumah untuk menjaga anak-anak.

Stan Bagus kalau begitu. Isteri dan anak-anak saya akan datang minggu depan dari Singapura. Mereka ingin bertemu datuk, nénék dan sepupu-sepupunya.

Wong Apakah datuknya masih bekerja?

Stan Dia guru besar di Institusi Pengajian Tinggi dahulu, tapi kini sudah bersara. Isteri saya daripada keluarga besar. Adik-beradiknya terdiri daripada dua orang lelaki dan dua perempuan. Mereka semua sudah berkahwin.

Wong Jangan lupa perkenalkan mereka, kalau mereka datang ke Bandar Seri Begawan. Saya akan jemput mereka untuk makan malam.

Stan Sudah tentu, terima kasih.

ada	<i>to have</i>
pertama	<i>first</i>
lelaki	<i>boy</i>
sekolah	<i>school</i>
sekolah rendah	<i>primary school</i>
kedua	<i>second</i>

kembar	twin
perempuan	girl
sungguh	really
comél	cute
suka	like
berjenaka	to joke around
berapakah	how many
umur	age
berapakah umur?	how old?
sepuluh	ten
tujuh	seven
orang	person
anak	child
orang anak	child, children
sulong	eldest, first-born
bongsu	youngest
lapan	eight
enam	six
manja	spoilt, pampered
sekali	very
bekerja	to work
dulu	before, formerly
anak-anak	children
pembantu rumah	maid
menjaga	to look after
bagus	good
bagus kalau begitu	so that's good
ingin	to want
datuk	grandfather
nénék	grandmother
sepupu	cousin
sepupu-sepupunya	their cousins
guru besar	principal
Institusi Pengajian Tinggi	Institute of Higher Education
dahulu	before, formerly
kini	these days, nowadays
bersara	to retire, (here) retired
adik	younger sister or brother
adik-beradik	brothers and sisters
terdiri daripada	to consist of
berkahwin	married
jangan	don't
lupa	to forget

jangan lupa	don't forget
perkenalkan	to introduce
kalau	if
jemput	to invite
makan malam	dinner
sudah tentu	sure

Translation

- Stan** Mr Wong, you're already married, aren't you?
Wong Yes, my wife is from Bandar Seri Begawan, Brunei. We have three children. The first one is a boy and still at primary school. The second ones are twin girls. They are really cute and like to joke around.
- Stan** How old are they?
Wong Ten years and seven. How many children do you have?
Stan I have two children. The first born is a girl and the youngest is a boy.
Wong How old are they?
Ken Eight and six. The boy is very spoilt.
Wong Does your wife work?
Stan No. She used to be a secretary but now she's just a housewife. She looks after her children and husband. She is a good wife. Does your wife work?
Wong She is an English teacher. But we have a housemaid to look after the children.
- Stan** That's good. My wife and children will arrive next week from Singapore. They want to see their grandfather, grandmother and cousins.
Wong Does their grandfather still work?
Stan He used to be a senior lecturer at Higher Education Institute, but these days he is retired. My wife is from a big family. She has two brothers and two sisters. They are all already married.
- Wong** Don't forget to introduce them (to me) if they come to Bandar Seri Begawan. I will invite them for dinner.
Stan Sure! Thank you.

How the language works 1

1 In spoken English we add phrases like ... *don't you?*, ... *isn't she?* to the end of statements to form what are known as question tags. In English, the tag changes depending on the

content of the statement it refers to, for instance, *she speaks Malay, doesn't she? They were at the airport, weren't they?*

In Malay you only need to use one tag, **bukan?**, which is often shortened just to **kan?** in more casual speech:

Mereka sudah berangkat ke Sabah, bukan?	<i>They've already left for Sabah, haven't they?</i>
Anda mahu membeli kereta bukan?	<i>You want to buy a car, don't you?</i>

It is very important, however, to note that you must always use **bukan** (or **kan**) when you are adding a question tag to a negative statement, even when you have used **tidak** in the statement already according to the rules given in Unit 3. **Tidak** can never be used as a question tag.

Mereka tidak datang, bukan?	<i>They didn't come, did they?</i>
Dia tidak marah, kan?	<i>She isn't angry, is she?</i>

Exercise 1 Turn these statements into questions using question tags, then translate them, noting the simplicity of the Malay question tags compared to the English ones.

- Dia sedang tidur.
- Itu salah.
- Mereka bukan askar.

berangkat	<i>to leave for</i>
marah	<i>angry</i>
salah	<i>wrong</i>
askar	<i>soldier(s)</i>

2 **Sangat** and **sekali** are both used to translate *very*. However, each is used in a different position in relation to the word you want to refer to. When you use **sangat** you need to place it before the word it refers to but when you use **sekali** you need to place it after the word. You can use these with adjectives or adverbs. Study the following examples:

<i>sangat</i> kacak	<i>very handsome</i>
kacak <i>sekali</i>	<i>very handsome</i>
dengan cepat <i>sekali</i>	<i>very fast</i>

Exercise 2 Give the Malay for the following. Give both forms where possible:

- very dark
- very wide
- very good
- extremely strong
- extremely tired

gelap	<i>dark</i>
luas	<i>wide</i>
kuat	<i>strong (physically)</i>
penat	<i>tired</i>

▶ **3 Numbers.** Numbers 0 to 10 form the basis for all the numbers that come after so learning them thoroughly now will really pay off later.

kosong	<i>zero</i>
satu	<i>one</i>
dua	<i>two</i>
tiga	<i>three</i>
empat	<i>four</i>
lima	<i>five</i>
enam	<i>six</i>
tujuh	<i>seven</i>
lapan	<i>eight</i>
sembilan	<i>nine</i>
sepuluh	<i>ten</i>

Note also the so-called ordinal numbers:

pertama	<i>first</i>
kedua	<i>second</i>
ketiga	<i>third</i>

After *pertama*, adding *ke-* to any number will form the ordinal.

4 In this unit we have come across the word **yang** which has several important uses in Malay, some of which will be examined here and some in later units.

- **Yang** corresponds to *the one which (is), the one who (is), the ones who (are)* and the ones which (are) in English. It can refer to things as well as people.

Yang sulong perempuan. *The (one who is) first born is a girl.*

Yang lelaki berumur 7 tahun. *The one who is male is 7 years old.*

Mahu yang kecil? *Do you want the small one (i.e. the one that is small)?*
Tidak, yang besar. *No, the big one (the one that is big).*

Anda perlu yang ini?
Tidak, yang lain.

Do you need this one (the one that is this)? No, another one (the one that is other).

Saya mahu yang itu.

I want that one.

Sepupu Eva yang menolong saya.

The one who helped me is Eva's cousin.

- By extension, **yang** can be used, as in the dialogue, with ordinal numbers meaning *the first one, the second one, etc.:*

Yang pertama lelaki.

The first one (i.e. the one who is first) is male

Yang ketiga sudah siap.

The third one is ready.

menolong	<i>to help</i>
siap	<i>ready</i>

- **Dia isteri yang baik.** It is very common for Malay speakers to insert **yang** between the noun and the adjective, even though it may not seem necessary given the rules for noun + adjective you learnt in Unit 3. It is sometimes used by the speaker to stress the quality expressed by the adjective in relation to the noun it refers to. It could be used by the speaker to add emotional emphasis, creating a meaning such as *She is a good wife*, stressing the quality *good*, although you will hear it used naturally and regularly by Malay speakers simply as a speech habit and not always to add emphasis.

5 (i) Talking about your family.

ayah	<i>father</i>
ibu	<i>mother</i>
anak lelaki	<i>son</i>
anak perempuan	<i>daughter</i>
datuk	<i>grandfather</i>
nénék	<i>grandmother</i>
pak cik	<i>uncle</i>
mak cik	<i>aunt</i>
suami	<i>husband</i>
isteri	<i>wife</i>

Many family words in Malay are not gender specific:

abang or kakak	<i>older brother/sister</i>
adik	<i>younger brother/sister</i>

ipar
anak
cucu

*brother/sister-in-law
child/son/daughter
grandchild/grandson/
granddaughter
cousin
niece/nephew
father/mother-in-law
twin(s)
child*

sepupu
anak saudara
mertua
kembar
budak

This is not usually a problem as either context will tell you or you may already be aware of the gender of the person the speaker is referring to. When clarification is needed **lelaki** is applied to all the words above to indicate a male, and **perempuan** is applied to indicate a female.

Lelaki and **perempuan** can also be used with **anak** or **budak**, both meaning *child*, to mean *boy* or *girl* or with **orang**, *person* to indicate *man* or *woman*, although **perempuan** or **lelaki** alone can also mean *woman* or *man* respectively.

Orang tua means *old person* or *old people* but it can also mean *parent* or *parents*. *Grandparents* is rendered by **datuk-nénék** in Malay.

Exercise 3 Write the gender specific forms of the following:

- granddaughter
- father-in-law
- nephew
- older sister

6 There are two words in Malay to express what you have, namely **ada** or **mempunyai**. They can be used interchangeably but **ada** is the more common of the two.

Saya ada anak kembar.	<i>I have twins.</i>
Saya mempunyai anak kembar.	<i>I have twins.</i>
Kami mempunyai rumah yang cantik.	<i>We have a nice house.</i>

Siapa can mean *whose?* but with this meaning the word order is important. In this case **siapa** must immediately follow the noun it is referring to, like an adjective does:

Gelas siapa ini?	<i>Whose glass is this?</i>
Rumah siapa itu?	<i>Whose house is that?</i>

7 -nya. Another Malay word with many uses is -nya. It is very commonly used as an alternative to *dia* or *meréka* when they occur as possessive pronouns (*his/her/their*). -nya cannot occur as a separate word in a sentence. Instead, it is attached to the end of the word or words it refers to to create one word (like -mu in Unit 3).

permainan dia	<i>his toy</i>
permainan + nya = permainannya	<i>his toy</i>
rumah besar mereka	<i>their big house</i>
rumah besar + nya = rumah besarnya	<i>their big house</i>

(Note in the last example, the -nya is attached to the adjective as the noun and the adjective in this case form a single unit. If you attach the -nya to the *rumah*, as in *rumahnya besar*, it would change the meaning to *their house is big*).

Exercise 4 Give the alternative forms of the following:

- jam tangan dia (*her watch*)
- sekolah rendah meréka (*their elementary school*)
- kebun meréka (*their garden*)
- alat CD dia (*her CD player*)
- Anak saudara perempuan dia comél sekali (*His niece is very cute.*)

jam tangan	<i>watch</i>
kebun	<i>garden</i>
alat CD	<i>CD player</i>

The important point to remember when using -nya is that it has to refer back to something already mentioned or a context that has already been established.

Kakak saya akan tiba ésook. *My elder sister is arriving tomorrow.*

Isterinya bekerja di Isterinya *His wife works in an advertising bureau.*

The context you establish does not have to be verbal. You could just as easily point to someone and say, *His wife works in advertising* and use -nya as above.

biro pengiklanan	<i>advertising bureau</i>
------------------	---------------------------

8 Saya akan jemput *meréka* untuk makan malam. *I will invite them to dinner.* Mereka means *they*, but it also means *them*. In English, some of the personal pronouns change to me, him, her, us and them when they occur as objects (when they are on the receiving end of the action) or when they occur after words like for, to, etc. In Malay they remain the same, with one exception:

Kami kenal meréka.	<i>We know them.</i>
Stan menolong kami.	<i>Stan helps us.</i>

Potential confusion arises because *dia* is used to refer to both males and females. For example, *Kami melihat dia* means *We saw him*, but it can also mean *We saw her*. The context of the situation will usually tell you which.

The exception occurs in sentences such as *He knows her* or *She knows him* because you cannot have *dia* for both the subject (the person who is doing the action, in this case *knowing*) and the object (here the one who is being known).

In such a situation you must use -nya for the object pronoun and attach it to the verb:

Dia kenal+nya=Dia kenalnya. *He knows her, etc.*

Exercise 5 How would you say the following?

- We are waiting for them.
- She phoned me.
- They disturbed him.
- He loves her.
- We went with them.

kenal	<i>to know</i>
menelefon	<i>to telephone</i>
mengganggu	<i>to disturb</i>
mencintai	<i>to love</i>

9 Berapakah umur anda? *How old are you?* There are two ways of expressing age in Malay.

- The first uses *umur* which is a noun, therefore you need to use a pronoun or a name after *umur*, which means age:

Umur Maria 10 tahun.	<i>Maria is 10.</i>
Umurnya 10 tahun.	<i>She's 10.</i>

- The second uses a verb **berumur** which is a verb meaning *to be X years old*. As it is a verb the pronoun or name occurs in front:

Maria berumur 10 tahun. *Maria is 10 years old.*
 Dia berumur 10 tahun. *She is 10 years old.*

Exercise 6 Give the alternative forms of the following:

- Kembar saya berumur empat tahun.
- Umur Angie sembilan tahun.
- Yang sulung berumur tiga tahun.
- Umur adik lelakinya lima tahun.

- The use of **umur** above is similar in construction to the use of **nama** in *Nama saya ...*, *My name is ...*. As with **umur** there is an alternative way to give someone's name in Malay which uses a verb **bernama** – *to be called*, which we also met in Unit 1, Part Two.

Nama saya Ratna. *My name's Ratna.*
 Saya bernama Ratna. *I am called Ratna.*

It is easy to see that both the verbs **berumur** and **bernama** are formed from **umur** and **nama** respectively. This is a common feature of Malay which we will look at in more depth in a later unit.

10 Dulu (also **dahulu**) means *formerly* but it can also function as a tense marker to indicate *used to* as in *She used to be a teacher*. **Dulu** dia seorang guru. **Dulu** can occur first in the sentence or after the subject of the sentence.

Dulu kami tinggal di Pulau Pinang. *We used to live in Penang.*
 Dulu dia miskin. *She used to be poor.*
 Kami dulu sering jumpa janji di tempat ini. *We often used to go dating in this place.*

miskin	poor
sering	often
jumpa janji	to go dating

11 The other tense marker you have met in this unit is **akan** which always indicates a future action or event. Unlike **dulu** it is used purely as a tense marker and translates *will, shall* and *to be going to...* in English.

Meréka akan pergi ke sesuatu tempat. *They will go somewhere.*
 Amy akan jemput nénék di stésén bas. *Amy will pick grandma up at the bus station.*

sesuatu tempat	somewhere
jemput	to pick up
stésén bas	bus station

Understanding Malay

Exercise 7 True or false? Answer the following questions based on Dialogue 1.

- Isteri Encik Wong suri rumah tangga berasal dari Brunei.
- Stan mempunyai dua anak lelaki.
- Anak-anak Encik Wong berumur 10 tahun and 7 tahun.
- Isteri Stan masih bekerja sebagai seorang setiausaha.
- Isteri Encik Wong seorang guru bahasa Perancis.
- Keluarga Stan akan datang minggu depan.
- Semua adik-beradiknya sudah berkeluarga.

sebagai	as	semua	all
---------	----	-------	-----

▶ Exercise 8

First familiarize yourself with the vocabulary. Look at the five pictures of families (a–e), and choose which picture fits with what each person says about his or her family. If you are not using the recording, treat this as a reading exercise.





pegawai kerajaan	employee government
pegawai kerajaan	civil servant
pelajar	student
bersekolah	to go to school
duda	widower
bercerai	to be divorced, to get divorced
berdua	both
murid	pupil (of primary school age)
pengurus	manager
peréka fesyen	designer, inventor
peréka fesyen	fashion
peréka fesyen	fashion designer
pakaian	clothes
pakaian kanak-kanak	children's clothes
menuntut	studying
Pulau Pinang	Penang
tunggal	only, single
anak tunggal	only child
butik	boutique
pensyarah	lecturer
mekanik	mechanic
béngkel	workshop
sebuah béngkel keréta	a car repair garage
tukang jahit baju	tailor

PART TWO

Dialogue

Serena wants to introduce Tom to some real Malaysian hospitality so she invites him to stay with her grandmother who lives in the suburbs of Kuala Lumpur.

- Serena** Nék, ini kawan saya Tom. Dia akan tinggal dengan kita di sini selama beberapa hari.
- Nénék** Selamat datang, Tom. Saya sudah siapkan bilik.
- Tom** Terima kasih. Tak payah susah-susah, nénék.
- Nénék** Tidak mengapa. Saya ada banyak bilik kerana saya ada tujuh anak. Tapi sekarang semua anak saya sudah kahwin. Saya tinggal seorang dengan pembantu. Di sini ada banyak bilik kosong.
- Tom** Rumah nénék ada berapa bilik?
- Nénék** Lima bilik. Bilik saya paling besar. Dulu saya tidur dengan suami saya di sini, tapi dia meninggal dunia dua tahun yang lalu.
- Tom** Ini bilik siapa?
- Nénék** Ini bilik anak sulong saya. Oh, ya. Serena akan tunjukkan bilik-bilik yang lain. Buatlah seperti rumah sendiri. Jangan malu-malu.
- Serena** Jangan risau Nék. Mari ikut saya, Tom. Kita mula dari belakang. Ini dapur, di sebelahnya bilik makan. Yang depan itu bilik tamu.
- Tom** Buku-buku siapa itu?
- Serena** Oh, itu buku-buku nénék. Dia memang gemar membaca. Kalau suka, kamu boléh pinjam daripada nénék.
- Tom** Terima kasih.
- Serena** Itu bilik saya dan bilik kamu di sebelah.
- Tom** Oh ya. Di mana bilik mandi?
- Serena** Maaf, saya terlupa. Ada 2 bilik mandi, satu di tingkat atas dan satu lagi di tingkat bawah. Tapi bilik-bilik mandi ini berlainan dengan bilik mandi di luar negeri. Kami mandi mengguna gayung.
- Tom** Menarik sekali.
- Serena** Saya harap kamu akan selés tinggal di sini.

tinggal	<i>to stay</i>
selama	<i>for (with time)</i>
hari	<i>day</i>
beberapa hari	<i>a few days</i>
siapkan	<i>to prepare</i>
bilik	<i>room</i>
tak	<i>(short for tidak)</i>
tak payah susah-susah	<i>Don't go to any trouble</i>
tidak mengapa	<i>that's all right</i>
banyak	<i>a lot of</i>
kerana	<i>because</i>
kahwin	<i>married</i>
seorang	<i>(here) alone</i>
kosong	<i>vacant, empty</i>
rumah	<i>house</i>
tidur	<i>to sleep</i>
paling besar	<i>biggest</i>
dunia	<i>world</i>
meninggal dunia	<i>passed away, died</i>
tunjukkan	<i>to show (someone something)</i>
yang lain	<i>other</i>
seperti	<i>like, similar to</i>
buatlah	<i>make</i>
buatlah seperti rumah sendiri	<i>make yourself at home</i>
malu	<i>shy</i>
jangan malu-malu	<i>don't be shy</i>
risau	<i>anxious, worry</i>
jangan risau	<i>don't worry</i>
mari	<i>let's</i>
mari ikut saya	<i>(please) follow me</i>
belakang	<i>the rear</i>
dapur	<i>kitchen</i>
di sebelah	<i>next to</i>
di sebelahnya	<i>next to it</i>
depan	<i>in front of</i>
yang depan itu	<i>the one in front of that</i>
tamu	<i>guest</i>
bilik tamu	<i>guest room</i>
gemar	<i>to be fond of</i>
kalau	<i>if</i>
suka	<i>to like</i>
kalau suka	<i>if you want</i>
pinjam	<i>to borrow</i>

bilik mandi	<i>bathroom</i>
terlupa	<i>to forget</i>
atas	<i>above</i>
tingkat atas	<i>upstairs</i>
bawah	<i>below</i>
tingkat bawah	<i>downstairs</i>
berlainan dengan	<i>different from</i>
di luar negeri	<i>abroad</i>
gayung	<i>scoop</i>
menarik	<i>interesting</i>

Translation

- Serena** Grandma, this is my friend, Tom. He's going to be staying with us here for a few days.
- Grandmother** Welcome, Tom. I have already prepared a room (for you)
- Tom** Thank you. Don't trouble yourself.
- Grandmother** It's no problem. I have a lot of rooms because I have seven children. But now all my children are married. I live alone with a maid. There are a lot of unused rooms here.
- Tom** How many rooms do you (does your house) have?
- Grandmother** Five (rooms). My room is the biggest. My husband and I used to sleep there but he died two years ago.
- Tom** Whose room is this?
- Grandmother** This is my eldest son's room. By the way, Serena will show you the other rooms. Make yourself at home. Don't be shy.
- Serena** Don't worry, Grandma. Come on, Tom, follow me. We'll start from the rear. This is the kitchen and next to it is the dining room. The one in front of that is the living room.
- Tom** Whose books are those?
- Serena** Oh, those are grandma's books. She is really fond of reading. If you like, you can borrow (them) from Grandma.
- Tom** Thank you.
- Serena** That is my room and your room is next to it.
- Tom** By the way, where is the bathroom?
- Serena** Sorry, I forgot. There are two bathrooms, one upstairs and one downstairs. But these bathrooms are different from bathrooms abroad. We take a shower using a scoop.
- Tom** (That's) very interesting.
- Serena** I hope you will feel at home here.

How the language works 2

1 In addition to the formal pronouns, there is an informal pronoun **kamu** that is widely used between friends. Note, however, that it should only be used with people with whom you are on very familiar terms, or with people who are the same age or younger. In the dialogue, Tom and Serena are becoming much more familiar so they are starting to use **kamu**. It would be highly inappropriate to use **kamu** in a business environment or when you are unfamiliar with the speaker. If in doubt use **anda**, **saudara/saudari** or the title and name of the person you are addressing.

Kamu behaves just like most of the formal pronouns in that it can be placed after a noun to indicate possession:

kamu cantik	<i>you are beautiful</i>
kucing kamu	<i>your cat</i>

However, when it is used to show possession it may be shortened to **-mu**. When shortened in this way it is added directly on to the end word it refers to:

kucingmu	<i>your cat</i>
rokok kamu → rokokmu	<i>your cigarette</i>

Exercise 9 Use **-mu** to make the following phrases:

- your camera
- your spectacles
- your key
- your passport

kamera	<i>camera</i>
cermin mata	<i>spectacles</i>
kunci	<i>key</i>
pasport	<i>passport</i>

2 **anak-anak**, children, **buku-buku**, books.

- When we talk about something being plural we mean that we are talking about more than one thing. In English we usually indicate a plural by adding **-s** or **-es** to the singular form, *bus*, *buses*, etc. In Malay the noun is simply doubled to create a plural:

kedai	<i>shop</i>
kedai-kedai	<i>shops</i>

- If you need to make a plural of a noun that is modified by another noun (see Unit 2) note that only the main noun is doubled:

rak buku	<i>bookcase</i>
rak-rak buku	<i>bookcases</i>

- Having said all this, plural forms are nowhere near as common in Malay as *they are* in English. In fact, plurals are only really used in Malay when it is not obvious from the context that more than one thing is intended. Thus, if you use a number or a word that indicates a quantity, you do not need to double the noun:

empat orang	<i>four people</i>
banyak anak	<i>a lot of children</i>

This also applies to **berapa**. Where we always use a plural in English when we ask *How many?* you only need to use the singular form in Malay:

Berapa orang?	<i>How many people?</i>
----------------------	-------------------------

Exercise 10 Rewrite these sentences making the plural form of the word indicated in brackets. When doing this exercise, pay attention to the meaning of the sentence. Do you need to double the noun or just leave it as it is? Could the sentence be ambiguous if you do not use a double plural? Where you decide to use double plurals, indicate what the sentence would mean if you had not doubled the noun.

- (Anak) mereka pergi ke sekolah di desa itu.
- Saya mempunyai empat (saudara perempuan).
- Berapa (buku) yang anda pinjam?
- Sukakah kamu (filem) Stephen Spielberg?
- Di mana (beg) saya?

désa	<i>village</i>
sukakah kamu	<i>do you like?</i>
beg	<i>bag</i>

3 As with *who?* in English, **siapa** combines with other words to form questions like:

<i>who for?</i>	untuk siapa?
<i>who to?</i>	kepada siapa?
<i>who with?</i>	dengan siapa?
<i>who from?</i>	daripada siapa?

As you have probably noticed, **dari** also means *from*. What is the difference? **Daripada** should be used when it means *from* a person. **Dari** is used for place and time. Look at these examples:

Dia berasal dari Brunei. *She is from Brunei.*
Surat ini daripada ibu. *This letter is from mother.*

However, as with **ke mana?** and **dari mana?** in Unit 3, the main difference in usage is that the components of the Malay questions cannot be separated. For example, in modern English it is usual to say *Who did he do it for?* or *Who did you go with?*, splitting the two parts of the question. The Malay questions, however, follow the pattern of older hyper-perfect English forms (*For whom did he do it?*, *With whom did you go?*) Thinking of these questions in this way will help you greatly in formulating this type of question in Malay. Compare the following:

Daripada siapa surat ini? *Who is this letter from?*
Dengan siapa mereka bermain bola sépak? *Who do they play football with?*
Untuk siapa kita masak? *Who do we cook for?*
Kepada siapa kamu menulis surat? *Who did you write the letter to?*

bermain bola sépak *to play football (soccer)*
masak *to cook*

Exercise 11 Add **untuk siapa**, **daripada siapa**, **kepada siapa** and **dengan siapa** to complete the following questions (use each question only once):

- _____ mereka pergi ke pésta?
- _____ bungkusan ini?
- _____ kita menyanyi?
- _____ kami mengirim surat?

bungkusan *present, parcel*

In the same way, certain other questions can be formed with **apa**:

what with? **dengan apa?**
what for? **untuk apa?**

Again, the two components cannot be separated and they correspond to the older English forms *with what?* and *for what?*

Kamu sedang menulis *What are you writing with?*
dengan apa?
Kamu memanaskan makanan *What do you heat the*
dengan apa? *meal with?*
Kita membayarnya *What do we pay for it with?*
dengan apa?
Untuk apa kita datang *What did we come here for?*
ke sini?
Wang ini untuk apa? *What is this money for?*

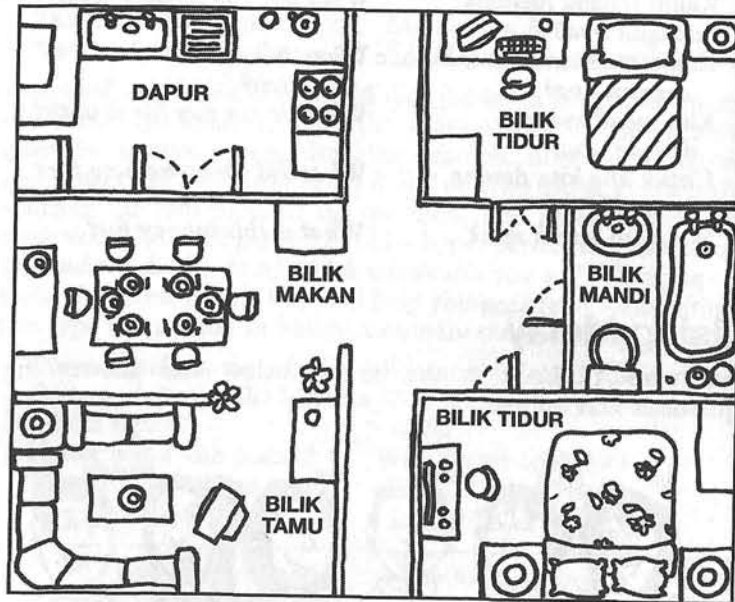
Using Malay

Exercise 12 Look at the picture below and answer the questions that follow.



- Siapa anak lelaki di depan Ai Lin?
- Siapa anak perempuan di depan Jefri?
- Siapa anak perempuan di sebelah kanan Jefri?
- Siapa anak lelaki di antara Evon dan Benni?
- Siapa anak lelaki di belakang Lee Keong?
- Siapa anak perempuan di samping Ahmisha?

Exercise 13 Look at the picture of the house and answer the following questions.



- Bilik apa di belakang rumah, sebelah kiri?
- Bilik apa di sebelah dapur?
- Bilik apa di depan bilik makan?
- Bilik apa di antara dapur dan bilik keluarga?

Exercise 14 Look at the picture of the buildings. Complete the following sentences with *di antara*, *di sebelah kanan*, *di sebelah kiri*, *di depan* or *di belakang* according to the location of the buildings mentioned in relation to each other.



- Perpustakaan ada _____ bilik kelas 1.
- Makmal ada _____ perpustakaan dan dewan sekolah.
- Pejabat guru besar sekolah ada _____ bilik kelas 3
- Pejabat pentadbiran ada _____ bilik kelas 2.
- Bilik guru ada _____ bilik kelas 1.

perpustakaan	library
makmal	laboratory
guru besar	head teacher/principal
pejabat pentadbiran	administration office
dewan sekolah	school hall
bilik guru	staff room

Exercise 15 Over to you!

You (B) are on vacation in Malaysia and your friend has invited you to stay with her family. When you arrive at your friend's house, you find that dinner has been prepared and you waste no time in getting to know your friend's mother (A) who is eager to find out more about you!

- A Saya sudah siapkan makanan untuk kamu. Jangan malu-malu!
 B Thank you. Don't trouble yourself.
 A Apakah kamu sudah berkeluarga?
 B Sure. I have two children.
 A Berapakah umur mereka?
 B The first one is seven and the second is four.
 A Ini bilik kamu, di dalamnya ada bilik mandi.
 B Where is the kitchen?
 A Di belakang dekat bilik makan. Buatlah seperti rumah sendiri.
 B Thank you. Whose room is that?
 A Ini bilik saya. Mudah-mudahan kamu selés tinggal di sini.

09

sightseeing

In this unit you will learn how to:

- ask about what there is to see and do
- express existence
- use numbers 1 to 99
- tell the time
- say the days of the week

PART ONE

▣ Dialogue

The Davies family are planning a trip to Brunei Darussalam during their stay in Singapore. Stan and Sue-Ann are in a travel agent's making enquiries.

- Pegawai** Selamat pagi, Puan! Boléh saya bantu?
- Puan Sue-Ann** Ya. Kami ingin melawat Bandar Seri Begawan, di Brunei Darussalam. Ada apa yang boléh kami lihat dan lakukan di sana?
- Pegawai** Puan boléh melawat banyak tempat yang menarik di sana seperti tempat bersejarah.
- Puan Sue-Ann** Boléhkah Encik berikan beberapa cadangan?
- Pegawai** Boléh. Puan boléh melawat Kampong Ayer, sebuah perkampungan unik yang dikenali sebagai 'Venice Timur', Taman Permainan Jerudong, dan juga Taman Negara Ulu Temburong.
- Puan Sue-Ann** Ada pakéj percutian yang boléh saya beli?
- Pegawai** Ada pakéj untuk 3 hari, 5 hari dan ada juga 7 hari.
- Puan Sue-Ann** Bagaimana pula dengan hotél?
- Pegawai** Puan boléh pilih sama ada hotel di tepi pantai atau di bandar.
- Puan Sue-Ann** Oh ya, ada restoran-restoran makanan tradisional yang bagus dan selésa di sana?
- Stan** Isteri saya ni mémang suka mencuba masakan yang baru.
- Pegawai** Ada beberapa restoran yang besar dan terkenal di bandar. Puan nak tinggal berapa lama di sana?
- Puan Sue-Ann** Satu minggu. Ada pakéj percutian yang murah dan bagus?
- Pegawai** Ada, tapi ia tidak termasuk makanan. Ini ada beberapa brosur pakéj percutian.
- Puan Sue-Ann** Naik pesawat apa ke sana?
- Pegawai** Puan akan menaiki pesawat Royal Brunei Airlines.
- Puan Sue-Ann** Baiklah. Terima kasih atas bantuan Encik. Kami akan berbincang dahulu sebelum membuat keputusan. Pukul berapa pejabat ini tutup?
- Pegawai** Pukul 5 petang. Oh ya, ini kad nama saya. Puan boléh hubungi saya untuk keterangan yang lebih lanjut.

ingin	<i>to want</i>
melawat	<i>to visit</i>
lihat	<i>to see</i>
lakukan	<i>to do</i>
bersejarah	<i>historical</i>
berikan	<i>to give, (here) to offer</i>
cadangan	<i>suggestion</i>
sebuah	<i>a</i>
perkampungan	<i>settlement</i>
unik*	<i>unique</i>
dikenali sebagai	<i>known as</i>
taman	<i>garden</i>
permainan	<i>game (play or sports)</i>
negara	<i>country</i>
pakéj percutian	<i>package holiday</i>
beli	<i>to buy</i>
hotél	<i>hotel</i>
pilih	<i>to choose</i>
sama ada	<i>either (of two choices)</i>
tepi pantai	<i>seaside</i>
bandar	<i>city</i>
restoran	<i>restaurant</i>
makanan	<i>food</i>
tradisional	<i>traditional</i>
bagus	<i>good</i>
terkenal	<i>well-known</i>
murah	<i>low-cost</i>
ia	<i>it</i>
termasuk	<i>included</i>
tidak termasuk makanan	<i>food is not included</i>
brosur	<i>brochure</i>
tentang	<i>about</i>
naik	<i>to take some form of transport</i>
pesawat	<i>aeroplane</i>
menaiki	<i>to travel on/by</i>
atas	<i>for</i>
bantuan	<i>help</i>
berbincang	<i>to discuss</i>
dahulu	<i>(here) further</i>
sebelum	<i>before</i>
membuat	<i>to make</i>
keputusan	<i>decision</i>
pukul berapa	<i>what time?</i>

pejabat	<i>office</i>
tutup	<i>to close</i>
pukul 5	<i>at 5 (o'clock)</i>
kad nama	<i>business card</i>
hubungi	<i>to contact</i>
keterangan	<i>explanation, information</i>
lebih lanjut	<i>(here) further</i>
keterangan yang lebih lanjut	<i>further information</i>

*Note: Although **unik** has the same meaning as in English, it has also come to refer to something excellent which is not necessarily unique.

Translation

- Employee** Good morning, Madam! May I help you?
Sue-Ann Yes, we would like to visit Bandar Seri Begawan, in Brunei Darussalam. What can we see and do there?
Employee You can visit a lot of interesting places there such as historical places.
Sue-Ann Could you give (us) some suggestions?
Employee Sure. You can visit Kampong Ayer, a unique group of villages known as 'Venice Timur' (Venice of the East), Jerudong Park and also Ulu Temburong National Park.
Sue-Ann Is there a package tour I can buy?
Employee There are 3 day, 5 day and also 7 day packages.
Sue-Ann What about hotels?
Employee You can choose between hotels by the sea or in the city.
Sue-Ann Oh yes, are there good and cosy traditional food restaurants there?
Stan My wife really likes to try new foods.
Employee There are a few big, traditional restaurants in the city. How long do you intend to stay?
Sue-Ann One week. Is there a good, low-cost package holiday?
Employee There is, but meals are not included. Here are a few brochures about the package holidays.
Sue-Ann Who shall we fly with?
Employee You will go with Royal Brunei Airlines.
Sue-Ann Right. Thank you for your help. We will discuss it further before making a decision. What time does this office close?
Employee At 5 p.m. By the way, here is my business card. You can contact me for further information.

How the language works 1

1 To express the existence of something in Malay you only need to use one word, *ada*. This translates both there is and there are in English.

<i>Ada pancutan di pusat bandar.</i>	<i>There is a fountain in the city centre.</i>
<i>Ada bunga-bunga di taman itu.</i>	<i>There are flowers in that garden.</i>

To ask about the existence of something you can simply use *ada...?*

<i>Ada balai polis di sini?</i>	<i>Is there a police station here?</i>
<i>Ada penerbangan yang murah?</i>	<i>Are there (any) cheap flights?</i>

To ask *Is there anything else* or *Are there any other ...?* *Apakah ada ...?* tends to be used, usually with *...lain* which means *other*.

<i>Apakah ada barang lain yang dijual?</i>	<i>Are there any other goods being sold?</i>
<i>Apakah ada makanan lain yang dihidangkan?</i>	<i>Is there any other food being served?</i>

Finally, as *ada* is a verb, it is negated with *tidak*. It translates *there is no* and *there are no/there aren't any*.

<i>Tidak ada mentéga di peti sejuk.</i>	<i>There is no butter in the fridge.</i>
<i>Tidak ada ikan di sungai ini.</i>	<i>There aren't any fish in this river.</i>

Note: As with *berapa* and other quantity words, you do not need to indicate plurals when using *tidak ada* as we do with the English equivalent.

<i>Tidak ada bunga.</i>	<i>There aren't any flowers.</i>
-------------------------	----------------------------------

pancutan	fountain
pusat bandar	city centre
bunga-bunga	flowers
taman	garden
balai polis	police station
barang	goods
dijual	to be sold
dihidangkan	to be served
mentéga	butter
peti sejuk	fridge
sungai	river

Exercise 1 Form the following sentences in Malay.

- There is a souvenir shop.
- There are some traditional restaurants.
- Are there other cakes in this shop?
- There aren't any hotels.
- Is there any information?
- Is there a sports centre?
- There isn't an art gallery.

kedai cenderamata	<i>souvenir shop</i>
tradisional	<i>traditional</i>
kuih	<i>cake</i>
pusat sukan	<i>sports centre</i>
balai seni	<i>art gallery</i>

2 More on using *yang*. (i) When a noun is described by two or more adjectives in English we simply list them in order before the noun, as in *a beautiful, friendly flight attendant* and *large, romantic restaurants*. Notice how these phrases are represented in Malay: *pramugari yang ramah dan cantik* and *restoran yang besar dan romantik*. You will notice that the two adjectives, which still follow the noun, are separated by *yang* and *dan* so you end up with phrases which more literally translate as *a flight attendant who is beautiful and friendly* and *restaurants which are large and romantic*.

From this you can see that the pattern is:

<i>noun yang first adjective dan second adjective</i>
<i>bandar yang damai dan indah</i>
<i>a peaceful, beautiful city</i>
<i>pesta yang meriah dan ramai</i>
<i>a lively, crowded party</i>

(If you need to have three adjectives to describe the same noun (as in) *a friendly, beautiful, slim flight attendant* or *large, romantic, cheap restaurants* you simply place two of the adjectives together after the *yang* and the third after the *dan*.

<i>pramugari yang ramah, cantik dan langsing</i>
<i>restoran yang besar, romantik dan murah</i>

In theory, if you want to add even more adjectives to describe one noun you can amass all but one in between the *yang* and *dan*, being sure to leave one to place after the *dan*. You might find it useful to think of it in the same way we list adjectives in English:

She was beautiful, charming, loveable, honest and cute.

A final, but important point to note is that the above applies to true adjectives only and not to nouns or verbs acting as adjectives (refer back to Unit 2):

restoran Malaysia yang romantik, terbaik dan murah.
romantic, excellent, cheap Malaysian restaurants.

damai	peaceful
indah	beautiful (of places)
meriah	lively
ramai	crowded
langsing	slim
terbaik	excellent

Exercise 2 Form the following sentences in Malay.

- a long, boring film
- keen, clever children
- a long, tiring journey
- a lively, crowded, expensive holiday resort
- a big, comfortable, stylish room

panjang	long
bosan	boring
bersemangat	enthusiastic, keen
pandai	clever
perjalanan	journey
tempat peranginan	holiday resort
mahal	expensive
moden	stylish

3 Telling the time. (i) First, you will need to know the numbers up to 60, although if you have learnt the numbers 1 to 10 from the last unit, it is very easy to form numbers up to 99. *Sepuluh*, as you know, means *ten*, but it also means *one ten*. The *se-* only indicates something in the singular or to do with the number one.

The numbers 11 to 19 are formed with *-belas*:

sebelas	11	enam belas	16
dua belas	12	tujuh belas	17
tiga belas	13	lapan belas	18
empat belas	14	sembilan belas	19
lima belas	15		

As the *-teens* were formed with *-belas*, the *-ties*, that is 20, 30, 40 etc., are formed with *puluh*. Thus:

dua puluh	20
tiga puluh	30
empat puluh	40, etc.

Note that to make compound numbers you use the same pattern as in English, i.e. take 40, *empat puluh* and add 1, *satu* making:

empat puluh satu 41

Exercise 3 Write out the following numbers in Malay.

- | | |
|------|------|
| a 54 | c 81 |
| b 78 | d 99 |

There are two ways of telling the time in Malay, as in English. To answer the question *Pukul berapa?*, *What time is it?*, you *always* start with *pukul* in the reply.

To express the *o'clock* start with *pukul* and add the number for the hour to it:

<i>Pukul satu.</i>	<i>It's 1 o'clock.</i>
<i>Pukul lima.</i>	<i>It's 5 o'clock.</i>

It is important to know that *pukul* + number for the hour forms the basis for telling the time in Malay. Minutes past and to the hour come after this base.

To express minutes *past* the hour use *selepas*. Remember that time phrases always start with *pukul* and the minutes past or to come after, expressed in Malay as *minit*. To express minutes past the hour, just state the exact time as you see it on the watch or clock. For example, *20 past nine* is expressed as *nine twenty* or *pukul sembilan dua puluh minit*. The word *past* is omitted.

<i>Pukul dua sepuluh minit.</i>	<i>It's ten past 2.</i>
<i>Pukul empat lima belas minit.</i>	<i>It's 15 minutes past four.</i>

Minutes to the hour is also expressed in the same direct manner as past the hour. For example:

<i>Pukul sembilan lima puluh minit.</i>	<i>It's ten to nine or It's nine 50.</i>
<i>Pukul tujuh lima puluh lima minit.</i>	<i>It's five to eight. It's seven 55.</i>

Quarter past and *quarter to* can also be expressed using *suku*, which means *quarter*. The words *past* and *to* are omitted:

Pukul tiga suku.	<i>It's quarter past three.</i>
Pukul dua tiga suku.	<i>It's quarter to three or It's two 45.</i>

Half past is expressed using **setengah**. Note that **minit** does not need to be included with **setengah**.

Pukul enam <i>setengah</i> .	<i>It's half past six.</i>
Pukul lapan <i>setengah</i> .	<i>It's half past eight.</i>

Exercise 4 Write the following times in Malay.

- It's 7 o'clock.
- It's half past four.
- It's 9.45.
- It's quarter past ten.
- It's quarter to two.

a.m. can be expressed by adding **pagi** and *p.m.* can be expressed by adding **tengah hari**, **petang** or **malam** after the time. Which one you use will depend on the way the day is divided according to Malaysian ways. Refer to Unit 1 for specific details of each time frame.

Resépsi perkahwinan bermula pukul sepuluh pagi.	<i>The wedding reception starts at 10 a.m.</i>
Pesawat dari Sydney mendarat pada pukul 6 petang.	<i>The aircraft from Sydney lands at 6 p.m.</i>
Pertunjukan berakhir pada pukul 11 malam.	<i>The show finishes at 11 p.m.</i>
Dia selalu pergi ke pejabat pada pukul 6.30 pagi.	<i>He always goes to the office at 6.30 a.m.</i>

resépsi	<i>reception</i>
perkahwinan	<i>wedding</i>
bermula	<i>to begin</i>
pesawat	<i>aircraft</i>
berakhir	<i>to finish</i>
selalu	<i>always</i>

The 24-hour clock is used in Malay with more frequency than you might expect to find in your home country. You will see it used on invitations and in TV programme listings, etc. It is formed exactly as in English, with 18.20, for example, being expressed as *eighteen twenty*.

Pesawat Malaysia Airlines ke London akan berlepas pada pukul lapan belas dua puluh minit.	<i>The Malaysia Airlines flight to London will take off at 18.20.</i>
Berita terakhir di TV ada pada pukul dua puluh satu tiga puluh minit.	<i>The last news on TV is at 21.30.</i>

berlepas	<i>to take off</i>
berita	<i>news</i>
terakhir	<i>the last</i>

▶ The days of the week in Malay are as follows:

Isnin	<i>Monday</i>
Selasa	<i>Tuesday</i>
Rabu	<i>Wednesday</i>
Khamis	<i>Thursday</i>
Jumaat	<i>Friday</i>
Sabtu	<i>Saturday</i>
Ahad	<i>Sunday</i>

You can use the days of the week as they stand, but colloquially, Malay speakers prefer to express them by adding each to **hari** which means *day*. So they say:

hari Isnin	<i>Monday</i>
hari Selasa	<i>Tuesday</i>
hari Rabu	<i>Wednesday, etc.</i>

Examples of usage

Hari ini hari apa?	<i>What day is it today?</i>
Hari ini hari Isnin.	<i>Today is Monday.</i>
Semalam hari apa?	<i>What day was it yesterday?</i>
Semalam hari Ahad.	<i>Yesterday was Sunday.</i>
Ésok hari apa?	<i>What day is it tomorrow?</i>
Ésok hari Selasa.	<i>Tomorrow is Tuesday.</i>
Lusa hari apa?	<i>What day is it the day after tomorrow?</i>
Lusa hari Rabu.	<i>The day after tomorrow is Wednesday.</i>

hari ini	<i>today</i>
lusa	<i>the day after tomorrow</i>
dua hari yang lalu	<i>the day before yesterday</i>

Exercise 5 Answer the questions using short sentences as in the examples above.

- a Semalam hari Khamis. Hari ini hari apa?
 b Hari ini hari Rabu. Esok hari apa?
 c Dua hari yang lalu Isnin. Lusa hari apa?
 d Lusa hari Jumaat. Esok hari apa?

To say *on* a certain day of the week Malay uses **pada**. Note that to be correct you should include **hari** if you use **pada**. Thus:

pada hari Selasa *on Tuesday*

In spoken Malay, however, **pada** is almost always omitted, so **hari Selasa** can also mean *on Tuesday*.

When you ask the question *On what day?* you can say either **pada hari apa?** or just **hari apa?**

Hari apa dia datang? *On what day is he coming?*

5 **Ada apa yang boleh kami lihat dan lakukan di sana.** Under certain circumstances, when you want to ask *what?*, it is necessary to insert **yang** after the question word **apa**, creating the question form **apa yang?** When you are going to make a sentence in Malay using **apa**, where we use *what?*, ask yourself whether you can replace what with the phrase *What is it that...?* for example, *What (is it that) we can do there?* and this will show you whether **yang** needs to be inserted.

Look at the following examples:

Apa yang boleh saya lakukan di tempat itu? *What may I do in that place?*

Apa yang boleh mereka buat untuk kita? *What can they do for us?*

Apa yang sedang dia tulis sekarang? *What is she writing now?*

buat *to do*

You may also notice that an inversion occurs with **kami boleh** becoming **boleh kami**. This is because a verb should directly follow **yang**. Although some speakers do not adhere to this rule, it is bad form not to do so.

In the same way, **siapa** may also be followed by **yang**. The question form **siapa yang** is used when *Who?* is followed by a verb, for instance, when you want to ask *Who lives here?* You cannot use **siapa** alone in this type of question. As with **apa yang**

it may also help if you consider whether *Who?* can be replaced by *Who is it that...? Who (is it that) speaks French?*

Look at these examples.

Siapa yang mempunyai peta Pulau Redang? *Who has a map of Redang?*

Siapa yang mengarang buku itu? *Who wrote that book?*

Siapa yang nak mendaki gunung esok? *Who wants to go mountain climbing tomorrow?*

peta	<i>map</i>
mengarang	<i>to write, compose</i>
mendaki	<i>climb</i>
gunung	<i>mountain</i>

6 When you make sentences such as *The man who sells fruit* and *The building which is behind the museum*, the parts of the sentences in bold are both rendered by **yang** in Malay.

Orang yang menjual buah-buahan, ayah saya. *The man who sells fruit is my father.*

Gedung yang terletak di belakang muzium, kedutaan. *The building which is located behind the museum is the embassy.*

Remember that *is* is not usually translated in Malay. We commonly drop these words in spoken English, so you may need to bear this in mind when creating Malay sentences, as the **yang** will always be needed in such sentences.

The cake you bought should really be *The cake which you bought*. Thinking of it in this way will indicate that you need **yang** in Malay:

Kuih yang kamu beli.

kedutaan	<i>embassy</i>
buah-buahan	<i>fruit</i>
gedung	<i>building</i>
muzium	<i>museum</i>

Exercise 6 Try writing the following in Malay.

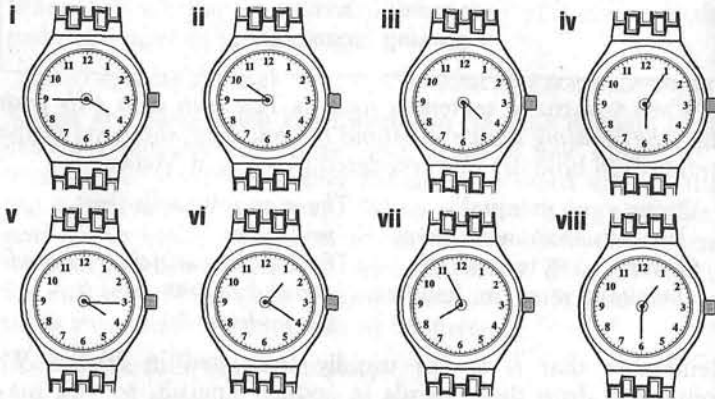
- a The house he built.
 b The town we visited.
 c The girl who used to work here.

Understanding Malay

Exercise 7 Read or listen to the dialogue once again and say whether these statements are true or false

- Puan Sue-Ann mahu maklumat tentang Sarawak.
- Ada tiga pakéj percutian yang Puan Sue-Ann boléh pilih.
- Isteri Stan suka mencuba masakan yang baru.
- Ada pakéj percutian yang murah dan bagus dan juga termasuk makanan.
- Pejabat percutian tutup pukul enam petang.

Exercise 8 Look at the times on the clocks and match them to the correct time phrases in Malay.



- Pukul empat setengah
- Pukul tiga empat suku
- Pukul tujuh lima puluh lima minit
- Pukul satu dua puluh minit
- Pukul enam lima minit
- Pukul dua belas setengah
- Pukul sembilan empat puluh lima minit
- Pukul tiga suku

PART TWO

Dialogue

Serena and Tom are in a tourist information centre in Melaka asking about things to do.

- Serena** Cik, boléh kami dapatkan sedikit maklumat tentang Melaka?
- Kerani** Tentu sekali. Ada banyak tempat yang menarik untuk pelancong.
- Serena** Mari kita bermula dari Bandar Melaka.
- Kerani** Baiklah. Di sana ada Kota A Famosa, Bangunan Stadhuyts dan Perkampungan Portugis.
- Tom** Apa itu Kota A famosa?
- Kerani** Kota ini ialah sebuah kubu yang dibina oleh orang Portugis. Kalau anda berdiri di atas bukit di belakang kota ini, anda boléh melihat seluruh kota Melaka.
- Serena** Kalau saya tak silap, ada terowong bawah tanah di sana.
- Kerani** Betul sekali. Setiap hari Ahad, tempat itu selalu penuh dengan pelancong.
- Serena** Selain itu, apa tempat lagi yang menarik?
- Kerani** Perkampungan Portugis. Perkampungan orang Portugis ini juga terkenal dengan nama 'Mini Lisbon'.
- Tom** Menarik sekali. Apa lagi yang boléh kami lihat?
- Kerani** Anda boléh pergi ke Taman Mini Malaysia. Anda boléh lihat semua rumah tradisional negeri-negeri di Malaysia.
- Kerani** Anda boléh pergi ke rumah-rumah beribadat, muzium maritime, Perigi Hang Tuah, Bukit China, Bangunan Stadhuyts, zoo dan Jalan Jonker. Kedai-kedai di Jalan Jonker menjual barang-barang antik dan menarik. Ia kira-kira 20 minit dari Kota A Formosa.
- Tom** Saya dah tidak sabar lagi.
- Kerani** Sila ambil brosur-brosur ini pulang.
- Serena** Terima kasih atas bantuan anda.

dapatkan	<i>to get</i>
maklumat	<i>information</i>
bermula (mula v.)	<i>to begin</i>
kubu	<i>fort</i>
dibina (bina v.)	<i>to be built</i>
oleh	<i>by</i>
berdiri (diri v.)	<i>to stand</i>
bukit	<i>hill</i>

seluruh	<i>the whole</i>
silap	<i>mistaken</i>
kalau saya tidak silap	<i>if I'm not mistaken</i>
terowong	<i>tunnel</i>
bawah tanah	<i>underground</i>
terkenal	<i>famous, well-known</i>
terkenal dengan	<i>known as</i>
negeri	<i>state, country</i>
beribadat (ibadat n.)	<i>to worship</i>
rumah beribadat	<i>house of worship</i>
muzium maritime	<i>maritime museum</i>
perigi	<i>well, shaft</i>
kedai	<i>shop</i>
antik	<i>antique</i>
sabar	<i>patient</i>
saya dah tidak sabar lagi	<i>I can hardly wait</i>
terima kasih atas	<i>thank you for</i>
atas	<i>for</i>

- Serena** Sir, could we have some information about Melaka?
Clerk Of course. There are lots of places for tourists.
Serena Let's start from Bandar Melaka.
Clerk OK. There is A Famosa, The Stadhuys Building and the Portuguese Settlement.
Tom What is A Famosa?
Clerk This city was built by the Portuguese. If you stand on the hill at the rear of the fort, you can see the whole city of Melaka.
Serena If I am not mistaken, there is an underground tunnel there.
Clerk That's right. Every Sunday that place is full of tourists.
Serena Apart from that, are there any more interesting places?
Clerk Portuguese Settlement. This Portuguese settlement is also known as 'Mini Lisbon'.
Tom That's very interesting. What else can we see?
Clerk You can go to the Mini Malaysia Park. You can see all the traditional houses of the states in Malaysia. You can go to the houses of worship, the maritime museum, the Well of Hang Tuah, China Hill, The Stadhuys Building, the zoo and Jonker Street. The shops in Jonker Street sell interesting antique goods. It is about 20 minutes from A Famosa.
Tom I can hardly wait.
Clerk Please take these brochures away (with you).
Serena Thanks for your help.

How the language works 2

1 To say *what* + noun, as in *what day?* or *what flight?* Malay uses *apa*, but with this meaning, *apa* follows the noun it refers to. For example

hari <i>apa</i>	<i>what day?</i>
penerbangan <i>apa?</i>	<i>what flight?</i>
Bilik <i>apa ini?</i>	<i>What room is this?</i>
Ini bilik makan.	<i>It's the dining room.</i>

Exercise 9 How would you say the following in Malay?

- What flower is this?
- What programme is that?
- What language is this?

2 *Lagi* is a useful word with various uses in Malay, two of which we will look at here.

- With a positive statement or question, *lagi* means *further, more* or *again*.

Ada <i>apa lagi?</i>	<i>What else?</i>
Silakan ulang itu <i>lagi</i> .	<i>Please repeat that again.</i>
Berapa jam <i>lagi</i> kita harus tunggu?	<i>How many more hours should we wait?</i>

Exercise 10 How would you say the following in Malay?

- Do you want some more?
 - I must take a bath again.
- With a negative statement or question, it means *not...any more* or *not...any longer*.

Dia bukan guru <i>lagi</i> .	<i>She's not a teacher any more.</i>
Dia bukan teman lelaki saya <i>lagi</i> .	<i>He is not my boyfriend any more.</i>
Saya bukan pemilik syarikat itu <i>lagi</i> .	<i>I am not the owner of that company any more.</i>

teman lelaki	boyfriend
pemilik	owner

Exercise 11 Give the following sentences in Malay.

- She is not a dancer any more.
- He is not rich any more.

kaya	rich
------	------

3 Terima kasih atas..., *Thank you for...* Notice that when you express thanks for something in Malay *for* is rendered by *atas* and not by *untuk*, as you might expect.

Terima kasih atas bantuannya. *Thanks for the help*

Using Malay

Exercise 12 Reconstruct these sentences so that they make sense starting with the word in **bold** in each case.

- a hari Abad – **kami** Kelantan – ke – hendak – pergi – pada.
 b ada-seperti – air panas – kolam renang – restoran – banyak kemudahan – di **Poring**.
 c pusat kota – **dari** – memakan masa – jam – dua – ke sana

kolam renang	<i>swimming pool</i>
kemudahan	<i>amenities</i>
memakan masa	<i>take time</i>

Exercise 13 Read the schedule Mr Davies' secretary made for him, then answer the questions below in Malay.

Isnin	10.15 <i>temu janji dengan Encik Nathan</i> 11.00 <i>mengambil tiket</i> 14.40 <i>temu janji dengan Encik Rustam</i>
Selasa	15.45 <i>ke lapangan terbang/berangkat ke Singapura dengan Malaysia Airlines</i>
Rabu	12.10 <i>makan tengah hari dengan Puan Adelina</i>
Khamis	09.25 <i>menjemput Encik Davies dari Singapura</i>
Jumaat	08.30 <i>mesyuarat pekerja-pekerja</i>

temu janji	<i>appointment</i>
mengambil	<i>to get</i>
menjemput	<i>to pick up, to fetch</i>
mesyuarat	<i>meeting</i>
pekerja	<i>employee</i>

- a Pukul berapa Encik Davies harus mengambil tiket?
 b Pukul berapa ada janji dengan Encik Rustam?
 c Pukul berapa Encik Davies makan tengah hari dengan Puan Adelina?
 d Hari apa Encik Davies pulang dari Singapura?
 e Pukul berapa ada mesyuarat pekerja-pekerja?

▶ Exercise 14 Over to you!

You (B) are in a travel agent asking the assistant for information about Kuala Lumpur.

- A Selamat pagi. Boléh saya bantu?
 B Yes, I need some information about Kuala Lumpur.
 A Tentu. Kami ada pakéj percutian lima hari.
 B What can I see there?
 A Ada taman orkid, tasik, taman burung, muzium, tempat membeli-belah dan lain-lain lagi.
 B Is there a great nightlife?
 A Ya.
 B With what airline can I get there?
 A Dengan penerbangan Malaysia Airlines.
 B Are meals included?
 A Ya. Pakéj ini sudah termasuk tikét penerbangan, hotél dan lawatan.
 B How much does it cost?
 A Lima ratus dolar Amerika. Ini brosur dan senarai harga untuk anda bawa pulang.
 B Thank you for your information.

hiburan malam	<i>night life</i>
sangat baik	<i>great</i>

07

invitations

In this unit you will learn how to:

- make, accept and decline an invitation
- give reasons
- say the months

PART ONE

► Dialogue

Wong invites Stan and his family over to his house for dinner, but unfortunately Stan's family already has other plans.

Wong Saya dan isteri saya ingin menjemput anda sekeluarga untuk makan malam pada hari Sabtu ini.

Stan Terima kasih, tapi sayang sekali kami tidak boleh pergi. Kebetulan kami merancang untuk pergi ke Pulau Langkawi pada hari Sabtu ini.

Wong Bila anda akan pulang dari Pulau Langkawi?

Stan Kami pulang pada hari Isnin pagi.

Wong Kalau begitu, datanglah ke rumah saya pada hari Jumaat malam.

Stan Hm...Maaf sekali lagi. Saya terpaksa menghantar anak saya ke hospital. Bagaimana pula pada Sabtu tengah hari? Saya tidak ada apa-apa rancangan.

Wong Baiklah. Saya pun rasa hari Sabtu memang tepat. Anda suka makanan pedas?

Stan Saya makan apa saja, tidak ada masalah. Isteri dan anak-anak saya suka sekali makanan pedas.

Wong Bagus. Isteri saya akan masak sambal udang. Oh ya, anak-anak selesai tinggal di sini?

Stan Tentu sekali. Mereka sudah ada banyak teman dan suka bergaul dengan mereka.

Wong Sampaikan salam saya kepada mereka.

Stan Terima kasih. Kami akan datang pada pukul 12 tengah hari.

menjemput	<i>to invite</i>
sekeluarga	<i>one family</i>
anda sekeluarga	<i>you and your family</i>
sayang sekali	<i>unfortunately</i>
kebetulan	<i>by coincidence, by accident</i>
merancang	<i>to plan</i>
pulang	<i>to return home</i>
kalau begitu	<i>in that case</i>
datanglah	<i>please come, come over</i>
terpaksa	<i>to have to</i>
menghantar	<i>to take, to convey</i>
hospital	<i>hospital</i>
apa-apa	<i>(here) any</i>
rancangan	<i>plans</i>

	pun	<i>also</i>
	rasa	<i>to feel, to think</i>
	tepat	<i>perfect (of time)</i>
	pedas	<i>spicy</i>
	apa saja	<i>anything</i>
	masalah	<i>problem</i>
	tidak ada masalah	<i>(it's) no problem</i>
	masak	<i>to cook</i>
	sambal	<i>a type of chilli salsa</i>
	udang	<i>shrimp, prawn</i>
	bergaul	<i>to socialize, to spend time together</i>
	sampaikan salam saya kepada meréka	<i>give them my regards</i>

Translation

- Wong** My wife and I want to invite you and your family for dinner this Saturday.
- Stan** Thank you, but unfortunately we can't go. By coincidence we planned to go to Langkawi this Saturday.
- Wong** When will you come back from Langkawi?
- Stan** We will come back on Monday morning.
- Wong** In that case, come over to my house on Friday evening.
- Stan** Hm..., Sorry again. I have to take my child to hospital. How about on Saturday afternoon? I don't have any plans.
- Wong** That's fine. I also think Saturday is convenient. Do you like spicy food?
- Stan** I eat anything. It's not a problem. My wife and children like spicy food a lot.
- Wong** Great. My wife will make a prawn sambal. By the way, have your children settled in here?
- Stan** Of course. They already have a lot of friends and like to spend time with them.
- Wong** Give them my regards.
- Stan** Thank you. We will be there at 12.

How the language works 1

1 When dealing with numbers we came across *se-* prefixed to numbers that indicated *one* such as *sepuluh* meaning *ten* or, literally, *one ten*.

A further but very common usage of the *se-* prefix with nouns is to indicate *the same*, for example, *sepejabat*, *the same office*.

Kami bekerja *sepejabat*. We work in the same office.

(Note that with this type of usage *di*, *in* is not required.)

Exercise 1 Use two more important similar expressions: *sekelas*, *in the same class* and *seumur*, *to be the same age* to make these two sentences:

- a Kami _____ ada ujian. We have a test in the same class.
 b Dia _____ dengan saya. She is the same age as me.

ujian test

Se- can also mean *all* or *the whole* (of):

Saya ingin menjemput saudara *sekeluarga* ke pesta. I would like to invite you and all your family to a party.

It is best to learn the words from this section as set expressions.

2 To ask *why?* in Malay use *kenapa?* or *mengapa?* They both mean *why?* but *kenapa?* is the form widely used in conversation. *mengapa?* is preferred in writing.

Unlike other question words, which may appear in various positions, these question words can only occur at the beginning of the sentence. Thus:

Kenapa dia marah? Why is he angry?
 Kenapa kereta itu berhenti? Why did that car stop?
 Kenapa kamu tidak minum? Why don't you drink?
 Kenapa meréka ketawa? Why are they laughing?
 Kenapa kamu tidak meneléfon? Why don't you call?

ketawa laugh

Of course, to answer this question you will need the word *kerana* which means *because*. It can be used just like *because* in English as the answer to *kenapa?* (*mengapa?*)

Kenapa kamu tidak datang ke tempat tinggal saya semalam? Why didn't you come over to my place yesterday?
 Kerana saya sibuk. Because I was busy.

Mengapa dia sedih?	<i>Why is she sad?</i>
Kerana dia baru saja putus hubungan dengan teman lelakinya.	<i>Because she has just broken up with her boyfriend.</i>

datang ke	<i>to come over (to a place)</i>
tempat tinggal	<i>place (where someone lives)</i>
sedih	<i>sad</i>
putus hubungan	<i>to break up</i>

Kerana can also be used independently as in:

Kerana sibuk dia lupa menelefon isterinya.	<i>Because he was busy, he forgot to phone his wife.</i>
--	--

3 In Unit 4 we came across *sila* and *silakan* as ways to form polite and formal commands. In this unit you have met another form of command, a much softer command that is formed by adding *-lah* to a verb, as in *datanglah*, *come over*. In the dialogue Stan and Wong have become friends so the formality needed for the interview situation in Unit 4 is no longer appropriate. The *lah* form is more like a gentle urging rather than a command.

4 *Sampaikan salam saya kepada mereka*, *Give them my regards*. Look at the way this useful phrase is structured in Malay. *Sampaikan salam*, *pass greetings*, *saya*, *of me*, *kepada mereka*, *to them*.

Exercise 2 How would you say the following?

- Give her my regards.
- Give Sue our regards.
- Give them our regards.
- Give them regards from me and my family.

5 An introduction to word bases. English has a vast vocabulary. This is due, in part, to the fact that the English vocabulary makes use of root words from several different languages. This often means that parts of speech (i.e., nouns, verbs, adjectives, etc.) referring to related concepts bear no relation to each other. Malay vocabulary, on the other hand, tends to build related words, or words that relate to a single topic area, around the same root.

Compare the Malay with the English in the following words, all related to the topic of teaching and learning. Note the ever-present base *ajar* in the Malay, and no similar roots in the English translations we have used to illustrate this vital difference between the two languages.

belajar	<i>to learn</i>
mengajar	<i>to teach</i>
pelajar	<i>student</i>
pelajaran	<i>lesson</i>
pengajar	<i>instructor</i>
terpelajar	<i>educated</i>

To describe how words are built up in Malay we will regularly be referring to three basic concepts:

- **prefix** – this is a bit added to the beginning of a word, such as the *im-* in *impossible* in English.
- **suffix** – this is a bit added on to the end of a word. You have already come across the Malay possessive *-mu* (Unit 5) and *-nya* (Unit 5). These are technically known as suffixes.
- **base word** – this is the word in its simplest form to which prefixes or suffixes may be added. A base word may be a noun, a verb or an adjective. (These may be called root words in some textbooks or dictionaries.)

A prefix or a suffix, or a combination of both, added to a base word, can create related vocabulary. There is often a pattern whereby a specific prefix or suffix creates a new and particular part of speech. This happens in English too. For example, some verbs, with the suffix *-ion* added create a related noun, the meaning of which is derived from the verb. For example, *to suggest* is the verb, but when we add *-ion* we end up with the noun *suggestion*. In Malay the addition of prefixes and suffixes to base words is an integral part of how the vocabulary is built up, and there is often a definite pattern to the resulting words created.

An ability to see how words are built up from their bases will not only help you learn related vocabulary more easily, but it will also give you a better chance of deducing the meaning of new words you may come across. At this stage it is better just to notice how the prefixes and suffixes affect the base word. You will soon begin to get a feel for the patterns in which prefixes and suffixes modify the base and create a word with a separate meaning.

From now on base words are included next to modified words in the vocabulary sections. They appear in brackets followed by *n*, *v* and *a* to indicate whether the base word is a noun, verb or adjective. Base words from all units appear in the glossary in a similar fashion.

Understanding Malay

Exercise 3 True or false? Read the following questions based upon the dialogue and decide which are true and which are false.

- Wong mahu menjemput Stan sekeluarga untuk makan malam.
- Stan pulang dari Pulau Langkawi hari Jumaat.
- Stan tidak suka makanan pedas.
- Anak-anak Stan mempunyai banyak teman.
- Stan sekeluarga akan datang hari Sabtu pukul 11 tengah hari.
- Stan menghantar anaknya ke hospital hari Jumaat.
- Pada hari Sabtu Stan sangat sibuk.

Exercise 4 Match up the questions with the correct answers.

- Kenapa kamu sakit perut?
- Mengapa dia terlambat?
- Mengapa bajunya basah?
- Kenapa polis menangkapnya?
- Kenapa kamu tidak membalas surat saya?
- Mengapa dia gagal dalam ujian itu?

- Kerana saya sibuk.
- Kerana tidak belajar.
- Kerana makan terlalu banyak cili.
- Kerana kerétanya rosak.
- Kerana tidak mempunyai lésén memandu.
- Kerana hujan.

basah	wet
polis	police
menangkap (tangkap v.)	to catch
membalas (balas v.)	to answer a letter
baju	clothes
gagal	fail
cili	chilli
dalam	in
ujian	test
rosak	broken down
lésén memandu	driving licence
hujan	rain

PART TWO

Dialogue

Serena has received a telephone call from a friend inviting her to go to a night club. She is wondering whether Tom would like to go too...

Serena Tom, teman saya ajak saya ke disko malam nanti. Kamu mahu ikut?

Tom Tentu. Saya mahu minum wain dan mencari teman berbual.

Serena Ya, sambil menyelam minum air.

Tom Ada gula ada semut.

Serena Inilah sifat lelaki!

Tom Saya bergurau saja. Harga minuman di sana mahal?

Serena Saya tidak tahu. Tapi saya rasa tidak begitu mahal. Jangan risau. Dia akan belanja kita.

Tom Terima kasih. Naik apa ke sana?

Serena Dengan keréta. Dia akan jemput kita pada pukul 10 malam.

Tom Siapa yang pergi?

Serena Kita bertiga, saya, kamu dan Roni.

Tom Perlu bayar untuk masuk?

Serena Tidak, kita cuma bayar minuman.

Tom Apakah itu disko yang popular di sini?

Serena Ya, tempat anak-anak muda berkumpul.

Tom Bagaimana muzik di sana?

Serena Ada macam-macam rentak lagu. Ada 'persembahan live' oleh penyanyi dari luar negeri.

Tom Yakah?

Serena Benar. Kamu harus berpakaian kemas.

ajak	to invite
disko	disco
malam nanti	tonight
ikut	to follow, (here) to come
wain	wine
sambil	while
menyelam (selam v.)	to dive
Sambil menyelam minum air	To drink water while you are diving (proverb similar in meaning to kill two birds with one stone)
gula	sugar
semut	ant

Ada gula ada semut	<i>Where there's sugar there are ants (proverb)</i>
sifat	<i>nature</i>
Inilah sifat lelaki!	<i>typical man!</i>
bergurau (gurau n.)	<i>to joke</i>
harga	<i>price</i>
tahu	<i>to know</i>
mahal	<i>expensive</i>
bertiga	<i>three of us</i>
perlu	<i>necessary, it is necessary</i>
bayar	<i>to pay for</i>
minuman (minum v.)	<i>drinks</i>
popular	<i>popular</i>
muda	<i>young</i>
berkumpul (kumpul v.)	<i>to gather, to hang out</i>
muzik	<i>music</i>
macam-macam	<i>various, different sorts of</i>
rentak lagu	<i>types of songs</i>
rentak	<i>rhythm</i>
persembahan	<i>show</i>
oleh	<i>by</i>
penyanyi (nyanyi v.)	<i>singer</i>
luar negeri	<i>abroad</i>
yakah?	<i>really?</i>
benar	<i>true, it's true</i>
harus	<i>should</i>
berpakaian (pakai v.)	<i>to dress, to get dressed</i>
kemas	<i>neat, tidy</i>
berpakaian kemas	<i>to dress well</i>

Translation

- Serena** Tom, my friend has invited me to a disco this evening. Do you want to come?
- Tom** Of course. I want to drink wine and find friends to talk to.
- Serena** Yes, kill two birds with one stone.
- Tom** Where there is sugar there are ants.
- Serena** Typical man!
- Tom** I'm just joking. Are the drinks expensive there?
- Serena** I don't know. But I don't think they are too expensive. Don't worry. He will treat us.
- Tom** Thanks. How are we going there?
- Serena** By car. He will pick us up at ten.
- Tom** Who is going?
- Serena** There (will be) three of us: me, you and Roni.

- Tom** Do (we) need to pay to get in?
- Serena** No, we just pay for drinks.
- Tom** Is it a popular disco around here?
- Serena** Yes, it's the place (where) young people get together.
- Tom** What is the music like there?
- Serena** There are various types of songs. There are live shows with singers from foreign countries.
- Tom** Really?
- Serena** (Yes, it's) true. You have to dress well.

How the language works 2

1 *bertiga, three of us*. From two onwards, you can specify a group by prefixing the number with *ber-*

<i>dua</i>	<i>two</i>	<i>berdua</i>	<i>as a pair</i>
<i>empat</i>	<i>four</i>	<i>berempat</i>	<i>in a group of four</i>

When we say *in a group of three* or *the four of them*, etc., we usually only include the number for a specific purpose, such as to stress the number of people in the group. Otherwise we normally just say *together*. Malay, on the other hand, tends always to be specific in this situation, as long as the group is small, and, of course, as long as you know how many people are in the group. These *ber-* + number words are usually used with a pronoun as in the following examples:

- Meréka selalu bertiga.** *They are always together (the three of them).*
- Kami berdua pergi bercuti ke Pulau Pangkor di Pérak.** *The two of us went on holiday to Pangkor Island in Perak.*
- Meréka berlima keluar untuk makan malam di restoran yang baru di pusat bandar.** *The five of them went out for dinner to that new restaurant in the town centre.*

Exercise 5 Form the following sentences in Malay.

- They came together (in a pair).
- The three of us are good friends.
- The ten of us climbed Mount Kinabalu.

bersahabat (sahabat n.)	<i>to be friends</i>
bersahabat dengan baik	<i>to be good friends</i>
mendaki (daki v.)	<i>to climb</i>
Gunung Kinabalu	<i>Mount Kinabalu</i>

If you know the number in the group you should try and be specific by using language such as that just discussed. If you do not know the number, you can use **bersama-sama** to mean *together*.

Meréka selalu bersama-sama. *They are always together.*
Meréka makan malam bersama-sama. *The have dinner together.*

If you want to express *together with* use **bersama dengan**.

Saya berenang bersama dengan dia di tepi pantai. *I swim together with him at the beach.*
Ibu itu bekerja keras bersama dengan anak-anaknya. *That woman, together with her children, works hard.*

2 Months of the year

▶ Januari <i>January</i>	Julai <i>July</i>
Februari <i>February</i>	Ogo <i>August</i>
Mac <i>March</i>	September <i>September</i>
April <i>April</i>	Oktober <i>October</i>
Mei <i>May</i>	November <i>November</i>
Jun <i>June</i>	Disember <i>December</i>

In the same way **hari** is used with days of the week, **bulan** which means *month* (and also, incidentally, means *moon*) occurs before the name of the month when you wish to express *in + month*, which also uses **pada**. **Pada** is always used with time. For example: **pada bulan Mei**, *in May*.

In speech, however, it is common to drop the **pada** when the meaning is understood, so **bulan Mei** can also mean *in May*.

3 Verb + **-an**. Many nouns ending in **-an** are created from verb base words. Their meaning is closely related to the verb they come from.

pakai *to wear*
pakaian *clothes*

makan *to eat*
makanan *food*

beli *buy*
belian *purchases*

Exercise 6 Note the meanings of the verb bases on the left. Look at the nouns created from the respective verbs on the right and see if you can deduce the meanings:

a **minum** *to drink* minuman
 b **jawab** *to reply* jawapan*

c main <i>to play</i>	mainan
d pilih <i>to choose</i>	pilihan
e beli <i>to buy</i>	belian
f hibur <i>to entertain</i>	hiburan
g kerja <i>to work</i>	pekerjaan
h fikir <i>to think</i>	fikiran

(* This is subject to a spelling change.)

A few noun bases and verb bases also have the suffix **-an** applied to them, which makes other nouns, although the meaning created by the suffix is not always as easy to see as with verb base **-an** nouns.

With noun bases the meaning of the suffixed noun tends to be an extension of the noun base:

laut <i>sea</i>	lautan <i>ocean/seas</i>
gambar <i>picture</i>	gambaran <i>description</i>
rambut <i>hair</i>	rambutan <i>a hairy type of fruit</i>
duri <i>thorn</i>	durian <i>a spiky kind of fruit</i>

With adjective bases the noun created reflects the quality expressed by the adjective:

kotor <i>dirty</i>	kotoran <i>dirt/rubbish/trash</i>
manis <i>sweet</i>	manisan <i>sweets</i>
pahit <i>bitter</i>	pahitan <i>bitterness</i>

Using Malay

Exercise 7 Look at the texts and fill in the invitations accordingly.

a Asiah akan menjemput Riana dan Ramona ke rumah saya di No. 9, Jalan Melati, Kuala Lumpur untuk meraikan jamuan hari jadinya pada 24 haribulan Jun, pukul 4 petang.

JAMUAN HARJ JADJ:

Tempat:

Masa:

Tetamu jemputan:

- b Serena ingin menjemput Tom ke majlis perkahwinan Nurliza pada malam Sabtu, 7 haribulan Jun, pukul 7 malam di Dewan Suria.

MAJLIS AKAD NIKAH:

Tempat:

Tarikh:

Masa:

- c Saya akan menjemput ibu-bapa saya untuk menghadiri upacara ijazah di kampus Universiti Sains Antarabangsa, pada hari Isnin, 9 haribulan Jun, pukul 10 pagi.

UPACARA IJAZAH:

Tempat:

Tarikh:

Masa:

- d Kami akan menjemput rakan-rakan sekelas ke Pesta Tahun Baru di Johor Bahru pada 31 Disember, hari Khamis pukul 8 malam.

PESTA TAHUN BARU

Tarikh:

Hari:

Masa:

meraikan (raya v.)	to celebrate
masa	time
tetamu	guest
jemputan	invitation
tetamu jemputan	the person invited
majlis	ceremony
perkahwinan	marriage
akad nikah	marriage vows
tarikh	date
ibu-bapa	mum and dad
menghadiri (hadir v.)	to attend
upacara	ceremony
ijazah	degree
upacara ijazah	graduation ceremony
rakan	friend
rakan sekelas	classmate
tahun baru	new year

► Exercise 8 Over to you!

Your Singaporean friend (A) has decided to invite you (B) out for dinner at the Terrace Hotel Restaurant. Respond in Malay as indicated.

- A Saya ingin menjemput anda bersama isteri untuk makan malam.
 B Thank you. When?
 A Esok pada pukul tujuh di Restaurant Hotél Terrace.
 B OK (use **boléh**). I don't have work tomorrow.
 A Apakah anda dan isteri suka minum wain?
 B I'm sorry. We are not used (to it).
 A Jangan risau, saya akan dapatkan minuman jus atau minuman tanpa beralkohol.
 B Thank you. See you then!
 A Sampaikan salam kepada isteri.

wain	wine
biasa	to be used to
jangan risau	don't worry
dapatkan	to get
tanpa	without
minuman tanpa beralkohol	alcohol-free drinks

08

directions

In this unit you will learn how to:

- ask for directions
- understand the directions you are given

PART ONE

▶ Dialogue 1

Stan and his family finally decided to book a package tour offered by the travel agency. On the way to pick up the voucher from the office, Stan gets lost and has to ask a passer-by for help.

- Stan** Maaf. Encik, tumpang tanya ... di mana Pejabat Pelancongan Holiday Tours?
- Pejalan kaki** Boléh saya tahu alamatnya? Di jalan mana?
- Stan** Di Jalan Bunga Melor. Apa nama jalan ini?
- Pejalan kaki** Oh, ini Jalan Bunga Raya.
- Stan** Bagaimana nak ke sana?
- Pejalan kaki** Ia dekat sekali. Jalan terus ikut jalan ini hingga sampai ke lampu isyarat dan belok kanan. Kira-kira 50 meter, ada hotel....Pejabat pelancongan itu ada di sebelahnya.
- Stan** Ia dekat panggung wayang?
- Pejalan kaki** Betul sekali. Pejabat itu terletak di antara panggung wayang dan hotel.
- Stan** Terima kasih banyak-banyak.

tumpang tanya	<i>do you mind if I ask you...?</i>
perjalan kaki	<i>pedestrian, passer-by</i>
boléh saya tahu	<i>could you let me know...?</i>
alamat	<i>address</i>
jalan	<i>street</i>
di jalan mana?	<i>on what street?</i>
bagaimana nak ke sana	<i>how do I get there?</i>
dekat	<i>near</i>
terus	<i>straight on</i>
hingga sampai	<i>until you reach</i>
lampu isyarat	<i>traffic signal</i>
bélok	<i>to turn</i>
bélok kanan	<i>turn right</i>
kira-kira	<i>about</i>
pejabat pelancongan	<i>travel agency</i>
panggung wayang	<i>puppet theatre</i>
betul sekali	<i>That's right</i>
banyak-banyak	<i>a great deal, a lot</i>
terima kasih banyak-banyak	<i>thanks a million</i>

Translation

- Stan** Excuse me (Sir), do you mind me asking...where is the Holiday Tours travel agency?
- Passer-by** Could you tell me the address? What street?
- Stan** Bunga Melor Street. What's the name of this street?
- Passer-by** Oh, this is Bunga Raya Street.
- Stan** How do I get there?
- Passer-by** It is really near. Take this street, walk straight on until you reach the traffic lights, then turn right. About 50 metres, there is a hotel. The travel agency is next to it. Is it by the puppet theatre?
- Passer-by** That's right. That office is between the theatre and the hotel.
- Stan** Thanks a million.

How the language works 1

1 When you need to ask for directions to a place in Malay, you can use *di mana?* or *di manakah?*, *where is?* or you could use the phrase *Bagaimana menuju ke?* or *bagaimana boleh saya ke?*

<i>Di mana Menara Kembar Petronas?</i>	<i>Where are the Petronas Twin Towers?</i>
<i>Bagaimana menuju ke Menara Kembar Petronas?</i>	<i>How do I get to the Petronas Twin Towers?</i>
<i>Bagaimana boleh saya pergi ke Stesen Sentral?</i>	<i>How do I get to Central Station?</i>

If you need to stop a passer-by, after you have said *maaf*, *excuse me*, it is nice to request information with the useful phrase *tumpang tanya ...?*, *may I ask you...?*

Exercise 1 Ask how to get to the following places.

- Hotel Mandarin Pacific
- KLIA (Kuala Lumpur International Airport)
- Menara Genesis

Understanding Malay

Exercise 2 Answer the following true/false questions based on dialogue.

- Stan hendak pergi ke Pejabat Pelancongan Holiday Tours.
- Stan tersesat di Jalan Sultan.

- Pejabat pelancongan ada di Jalan Malaya.
- Pejabat itu ada di antara hotel dan panggung wayang.
- Selepas lampu isyarat, Stan mesti belok kiri, kira-kira 50 meter.
- Pejabat pelancongan Holiday Tours tidak jauh.

tersesat lost

Exercise 3 First familiarize yourself with the vocabulary. Listen to each short dialogue which features someone asking the way to a place. For each dialogue, circle the place the person is trying to get to. If you are not using the recording, turn to the transcript at the back of the book and treat this as a reading exercise.

- Taman Burung – Taman Orkid – Taman Rama-rama
- Muzium Negara – Tugu Negara – Bangunan Parlimen.
- Stesen LRT Universiti – Stesen LRT Bangsar – Stesen LRT Bandaraya
- Akuarium Tunku Abdul Rahman – Masjid Negara – Zoo Negara
- Hotel Vistana – Hotel Milah – Plaza Raya

persimpangan (simpang n.)	<i>crossroads</i>
tugu	<i>monument</i>
maksud	<i>to mean</i>
kondominium	<i>condominium</i>
maksudkan (maksud v.)	<i>to mean</i>
zoo negara	<i>national zoo</i>
hujung	<i>end</i>
tersilap (silap a.)	<i>to be mistaken</i>
bulatan (bulat a.)	<i>roundabout</i>

PART TWO**Dialogue**

Serena cannot accompany Tom to the bank so she gives him directions to the People's Bank. Somehow he still manages to get lost ...

- Pejalan kaki** Saudara kelihatan keliru. Boleh saya bantu?
Tom Ya, saya tersesat.

- Pejalan kaki** Mahu pergi ke mana?
Tom Saya mahu pergi ke People's Bank di Jalan Sultan. Bagaimana boleh saya ke sana?
- Pejalan kaki** Kalau berjalan kaki agak jauh.
Tom Tak mengapa. Saya suka jalan kaki.
Pejalan kaki Ikut jalan ini dan jalan terus hingga sampai ke bulatan dan belok kanan. Jalan terus sampai ke satu persimpangan. Bank terletak di antara tiga bangunan dari persimpangan.
- Tom** Sukar saya nak ingat. Boleh anda tunjukkan di peta ini?
- Pejalan kaki** Mari saya lihat. Sekarang kamu di sini dan ini People's Bank yang dicari.
Tom Terima kasih kerana membantu.
Pejalan kaki Tidak-apa apa. Kalau malu bertanya nanti sesat jalan.

kelihatan (lihat v.)	<i>to seem</i>
keliru	<i>confused</i>
tersesat (sesat a.)	<i>to be lost</i>
berjalan (jalan n.)	<i>to walk</i>
jalan kaki/berjalan kaki	<i>go on foot</i>
agak	<i>rather</i>
jauh	<i>far</i>
ikut	<i>to follow</i>
jalan terus	<i>keep walking</i>
sukar	<i>difficult</i>
ingat	<i>to remember</i>
tunjukkkan (tunjuk v.)	<i>to show</i>
peta	<i>map</i>
dicari (cari v.)	<i>to be looked for</i>
kerana	<i>because of (here for)</i>
bertanya (tanya n)	<i>to ask</i>

Malu bertanya nanti sesat di jalan a proverb meaning *If you're too shy to ask you will get lost in the street.* It can be used in other contexts too.

Translation

- Passer-by** You look confused. Can I help you?
Tom Yes. I'm lost.
Passer-by Where do you want to go?
Tom I want to go to the People's Bank on Sultan Street. How do I get there?

- Passer-by** It's a little far on foot.
Tom No problem. I like walking.
Passer-by Follow this road, straight on until you come to a roundabout, then turn right. Keep walking until you come to a cross roads. (The) Bank is located three buildings from the crossroads.
- Tom** It's difficult for me to remember. Could you point to it on this map?
Passer-by Let me see. You are here and this is the People's Bank you are looking for (that is being looked for).
Tom Thank you for helping (me).
Passer-by No problem. If you don't ask, you don't get.

How the language works 2

1 Most Malay words beginning with **ber-** and **me-** are verbs. These prefixes can be applied to noun, adjective and verb bases.

When **ber-** and **me-** occur as prefixes to a verb root, they often have no particular function and express the same meaning as the verb base. Some verbs of this type are:

- with **ber-**

berhenti	<i>to stop</i>	(from henti <i>to stop</i>)
berbelanja	<i>to spend</i>	(from belanja <i>to spend</i>)
bertanya	<i>to ask a question</i>	(from tanya <i>to ask a question</i>)
bermain	<i>to play</i>	(from main <i>to play</i>)
bertukar	<i>to change</i>	(from tukar <i>to change</i>)

It is best to learn these verbs with the **ber-** prefix as a single unit as this is the form you will almost always use.

Note that there are some cases where, owing to sound changes, **ber-** changes slightly. Such exceptions are:

- | | | |
|-----------------|----------------|--------------------------------------|
| bekerja | <i>to work</i> | (from kerja <i>to work</i>) |
| berenang | <i>to swim</i> | (from renang <i>to swim</i>) |
| belayar | <i>to sail</i> | (from layar <i>to sail</i>) |
- with **me-**

membeli	<i>to buy</i>	(from beli <i>to buy</i>)
melihat	<i>to see</i>	(from lihat <i>to see</i>)
mendengar	<i>to hear</i>	(from dengar <i>to hear</i>)
mencari	<i>to look for</i>	(from cari <i>to look for</i>)
menjual	<i>to sell</i>	(from jual <i>to sell</i>)

(The **me-** prefix creates certain sound changes which will be dealt with in a later unit.)

Some verb bases, that are verbs in their own right, occur with **me-** which creates a verb with a different meaning, usually related. Some common ones are:

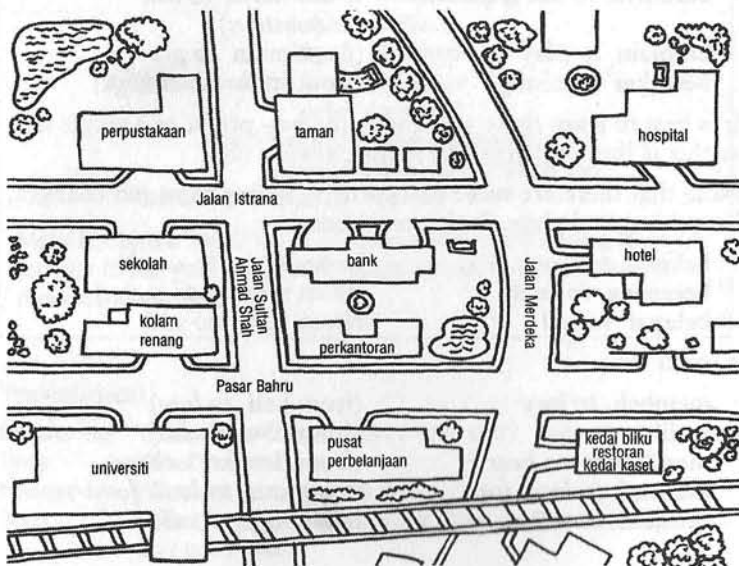
menunggu to expect	(from tunggu to wait)
meninggal to leave	(from tinggal to stay or to live)
menarik to attract	(from tarik to pull)
mendapat to get	(from dapat to be able)
membangun to build	(from bangun to waken up or to get up)

Care needs to be taken with a few verb bases as they can exist with either the **ber-** or the **me-** prefix, which create verbs with different meanings. For example:

membuat to make	berbuat to do	(from buat to make/do)
melepas to let go	berlepas to depart	(from lepas to let go/depart)

Understanding Malay

Exercise 4 Look at the map, then fill in the passages with the words specified in each section.



a Use **terus, antara, menyeberang, belok** to complete this text.
Bagaimana saya ke restoran dari perpustakaan?

Jalan _____ ke Jalan Istana, kemudian _____ jalan.

_____ kiri, restoran ada di _____ kedai buku dan kedai kaset.

b Use **belok, keluar, belakang, terus, menyeberang** to complete this text.

Bagaimana saya ke kolam berenang dari restoran?

Ketika kamu _____ dari restoran _____ kanan. Jalan _____ ke Jalan. Jalan Pasar Baru dan _____ jalan. Kolam berenang ada di _____ sekolah.

c Use **terus, belok, sudut, keluar** to complete this text.

Bagaimana saya ke hospital dari taman?

Pertama _____ taman ke Jalan Sultan Ahmad Shah, kemudian _____ kanan. Jalan _____ sampai kamu bertemu Jalan Istana. Hospital ada di _____.

▶ Exercise 5 Over to you!

kemudian	<i>then</i>
kedai buku	<i>bookshop</i>
kaset	<i>tape/cassette</i>

You (B) are wandering the streets looking for a post office. A passer-by (A) can see that you are lost so she offers to help you...

A Saudara kelihatan keliru. Boléh saya bantu?

B I'm lost. I want to go to a post office.

A Mudah sekali. Ikut jalan raya ini terus hingga sampai persimpangan dan belok kiri. Pejabat pos terletak di sebelah kiri jalan.

B Is it (that) near the LRT Station?

A Tepat sekali. Juga ada McDonalds di sebelahnya.

B Could you point it out on this map? Where are we now?

A Tentu. Kita sekarang ada di Jalan Petaling. Ini pejabat pos di sebelah McDonalds.

B Thanks a million.

mudah	<i>simple</i>
jalan raya	<i>main road</i>
sebelah	<i>side</i>
di samping kiri	<i>on the left-hand side</i>
tepat sekali	<i>that's right</i>
tepat	<i>accurate</i>
di sebelah	<i>next to</i>

09

changing money

In this unit you will learn how to:

- change money
- understand and express high numbers
- express distance, weight, height, etc.

PART ONE

▶ Dialogue

Sue-Ann has been so busy shopping that she did not realize she was running out of Singaporean currency until she was getting ready to pay...

Puan Sue-Ann Maaf Pak cik, wang saya tidak cukup. Boléh saya bayar dengan dolar Amerika?

Pekedai Maaf Puan, kami hanya menerima wang dolar Singapura. Tapi di seberang jalan ada pengurup wang. Atau Puan boléh tukar di bank di sebelah kanan kedai buku itu.

Puan Sue-Ann Baiklah, tolong simpan barang ini. Nanti saya akan kembali?

(In the bureau de change.)

Puan Sue-Ann Selamat pagi, boléh saya tukar dolar kepada dolar Singapura?

Pengurup wang Ya, dolar Amerikakah Puan?

Puan Sue-Ann Ya, betul. Berapakah kadar pertukaran untuk hari ini?

Pengurup wang Satu dolar Amerika adalah sama dengan 1.5 dolar Singapura. Puan nak tukar berapa banyak?

Puan Sue-Ann 500 Dolar. Berapa dalam dolar Singapura?

Pengurup wang 500 kali 1.5 dolar sama dengan 750.00 dolar Singapura.

Puan Sue-Ann Tolong berikan dalam wang kertas lima puluh dan sepuluh dolar.

Pengurup wang Sila hitung semula.

Puan Sue-Ann Ya, betul. Terima kasih.

wang	<i>money</i>
cukup	<i>enough</i>
bayar	<i>to pay</i>
dolar	<i>dollar</i>
pekedai	<i>shopkeeper</i>
menerima	<i>to accept</i>
di seberang jalan	<i>across the road</i>
pengurup wang	<i>money changer, bureau de change</i>
tukar	<i>to change</i>
kedai	<i>shop</i>

simpan	<i>to keep, (here) to keep to one side</i>
barang	<i>goods</i>
nanti	<i>later</i>
kadar pertukaran	<i>exchange rate</i>
adalah*	<i>is, are</i>
sama dengan	<i>equal to, the same as</i>
beri	<i>to give</i>
berikan	<i>to give (something) to (someone)</i>
wang kertas	<i>bank note</i>
hitung	<i>count</i>
semula	<i>again</i>

*Note: Although *is/are* does not need to be translated in Malay, it can be translated using **adalah**. This is more commonly found in written, rather than spoken, Malay.

Translation

Sue-Ann	I'm sorry, I don't have enough money. Can I pay in US dollars?
Shop assistant	Sorry, Madam, we only accept Singaporean dollars. But across the road there is a bureau de change. Or you can change (money) in the bank to the left hand-side of that bookshop.
Sue-Ann	OK, please keep my goods (to one side). I'll be back later.
Sue-Ann	Good morning, can I change dollars into Singapore dollars?
Clerk	Yes, US dollars, Madam?
Sue-Ann	Yes. What's today's rate?
Clerk	It's one US dollar to 1.5 Singaporean dollars. How much do you want to change?
Sue-Ann	500 dollars. How much (is that) in Singapore dollars?
Clerk	500 times 1.5 dollars, that's 750 Singapore dollars.
Sue-Ann	Please give it to me in 50 and then some ten dollar bills.
Clerk	Please count your money again.
Sue-Ann	Yes, it's correct. Thank you.

How the language works 1

1 When shopping and changing money you will need to know some fairly high numbers, which are not difficult to learn once you have mastered 1 to 10. If your travels take you as far as Indonesia, which uses the same number system as in Malaysia with just one variation – **lapan** is expressed as **delapan**, you will need to know how to form and understand numbers into the millions so we will present them here just in case.

You already know that to form the *-teens* you follow the number by **belas** and to make the *-ties* you need to use **puluh**. It is just as simple to form hundreds, thousands and millions.

- For *hundreds* use **ratus**:

dua ratus 200
lima ratus empat 504

- For *thousands* use **ribu**:

lapan ribu 8,000
enam ribu empat ratus dua belas 6,412

- For *millions* use **juta**:

empat juta 4 million
tujuh juta empat ratus ribu 7,400,000

- Note that numbers that refer to *one* or *a* (as in *1 million* or *a million*) are different and are formed with the prefix *se-* which means *one*.

seratus 100
seribu 1,000
sejuta 1 million

Exercise 1 Write the following numbers in words (note that where we separate parts of a big number with commas in English, Malay does the same thing too):

- 19,432
- 2,865,714
- 3,197
- 8,600,111
- 25,155,613

2 Years are formed in the same way as the numbers above. They follow the word **tahun** which means *year*.

2005 **tahun dua ribu lima**
1492 **tahun empat belas sembilan puluh dua**
1945 **tahun sembilan belas empat puluh lima**

As with days and weeks, **pada** can be used to express *in* with years, although it is not obligatory, furthermore, it is rarely used in spoken Malay.

3 Adding the suffix **-an** to **puluh**, **ratus**, **ribu** and **juta** gives you *tens*, *hundreds*, *thousands* and *millions*.

Ratusan anak muda akan ambil bahagian dalam maraton amal. *Hundreds of young people will take part in the charity marathon.*

Ribuan tikus besar menyerang sawah padi. *Thousands of rats attacked the rice field.*

ambil bahagian dalam maraton amal	to take part in marathon charity
tikus besar	rat
menyerang (serang n.) sawah padi	to attack rice field

Understanding Malay

Exercise 2 Answer the following true/false questions based on the dialogue.

- Puan Sue-Ann tidak mempunyai cukup dolar Singapura untuk membeli-belah.
- Pekedai hanya menerima wang tunai.
- Puan Sue-Ann akan kembali ke kedai setelah menukar wang.
- Bank ada di seberang jalan.
- Pengurup wang ada di sebelah kanan kedai buku.
- Puan Sue-Ann ingin menukar wang sebanyak 500 dolar Amerika.

membeli-belah	to go shopping
tunai	cash, ready money
setelah	after
sebanyak	as much as, to the amount of

Exercise 3 You are going to hear numbers being called out in a lottery game. Check off the numbers for each of the players as you hear them and note down who wins first, second and third by getting all four numbers. The empty card is for you to play. Choose four numbers between 1 and 100. **Semoga berjaya!** (*Good luck!*)

Harry

30	38
25	69

Michael

12	52
79	13

Arvinder

61	70
9	45

Xiao Ling

36	24
91	83

Ravin

99	17
22	50

PART TWO

Dialogue

Tom is looking for somewhere to change his money so that he can go shopping for souvenirs.

- Tom** Serena, kamu tahu keluarkan wang dengan kad kredit di sini?
- Serena** Ya. Ada mesin ATM di luar.
- Tom** Serena, kad kredit saya ditelan mesin ATM. Boléh bantu saya? Saya cuma ada sedikit pound sterling.
- Serena** Jangan risau. Saya akan uruskan kad kredit kamu di bank dan kamu boléh tukar wang di sana. Kalau tidak cukup, saya akan pinjamkan kamu wang.
- Pegawai** Boléh saya bantu Encik?
- Tom** Ya, saya mahu tukar wang pound sterling kepada ringgit. Berapa kadar pertukaran hari ini?
- Pegawai** 1 pound sterling sama dengan 8 ringgit. Kadar hari ini lebih bagus daripada semalam.
- Tom** Untung sekali. Saya mahu tukar 30 pound sterling saja.
- Pegawai** Baik, jumlahnya RM240.00.
- Tom** Wow! ... banyak sekali. Kayalah saya!
- Pegawai** Encik mahu wang kecil atau wang besar?
- Tom** Tolong beri saya wang kertas 100 ringgit dan bakinya pula dalam beberapa kepingan 10 ringgit.
- Pegawai** Baiklah. Ini semua wangnya. Jangan lupa untuk hitung semula.

keluarkan	<i>to get (something) out, to withdraw (something)</i>
kad kredit	<i>credit card</i>
mesin ATM	<i>ATM machine, cashpoint machine</i>
ditelan -(telan v.)	<i>to be swallowed</i>
cuma	<i>only</i>
uruskan	<i>to deal with, to sort out</i>
pinjamkan (pinjam v.)	<i>to lend</i>
lebih bagus	<i>better</i>
semalam	<i>yesterday</i>
untung	<i>luck</i>
untung sekali!	<i>what luck!</i>
jumlah	<i>amount, total</i>
kayalah saya	<i>I'm rich!</i>
wang kecil	<i>small money</i>
wang besar	<i>big money</i>
baki	<i>remainder</i>
kepingan	<i>piece</i>

Translation

- Tom** Serena, do you know how to withdraw money with a credit card here?
- Serena** Yes. There's an ATM machine outside.
- Tom** Serena, my credit card has been swallowed by the ATM machine. Can you help me? I only have a little pound sterling (a few pounds).
- Serena** Don't worry. I will sort out your credit card in the bank and you can change money there. If (you) don't have enough, I can lend you money.
- Clerk** May I help you, Sir?
- Tom** Yes, I want to change pound sterling into ringgit. What's today's rate?
- Clerk** (It's) 1 pound sterling to 8 ringgit. Today's rate is better than yesterday's.
- Tom** What luck! I want to change just 30 pounds.
- Clerk** Ok, the total is 240.00 ringgit.
- Tom** Wow! That's a lot. I'm rich!
- Clerk** Would you like (it in) small money or big money?
- Tom** Please give me 100 ringgit notes and the rest in 10 ringgit pieces.
- Clerk** Right. Here's (all) your money. Don't forget to count (it) again.

How the language works 2

1 So far we have seen how *-nya* is used to mean *his* or *her*. It is frequently used where we would use *the* or *your* in English in sentences such as:

Bagaimana penerbangannya? *How was the flight?* or
How was your flight?

Bagaimana kelasnya? *How was the class?* or
How was your class?

Ini kamusnya. *This is the dictionary.* or
This is your dictionary.

It is especially used in this way to refer back to something that has been previously mentioned, or a situation that is understood by both speakers. In the first example, it could be that you are being met by someone at the airport who asks you how your flight was, knowing that you have just arrived on a plane. The second example could be asked by someone who knows that you have just had a class. As you can see from the third example the usage of *-nya* in this way is not restricted to questions. This person may have borrowed your dictionary and is returning it, he or she might be handing you a book that was the subject of a previous conversation meaning *This is the dictionary I told you about*. There could be many situations that would warrant the use of *-nya* by a Malay speaker, but what all these situations have in common is that they refer to a situation or something previously known or understood by both speakers.

Similarly, in the dialogue, the clerk says *Ini semua wangnya* as a situation has been created whereby, due to a previous interaction, Tom is waiting for money so the clerk says *Here is the money* (that you have been waiting for).

This use of *-nya* is very common and, even though it may take a little time to get used to, you will start to get a feel for how it is used as you hear it used by Malay speakers or see it used in the dialogues. In the above examples it is not wrong to say *Bagaimana penerbangan kamu?* or *Ini kamus* in the same situations. It just so happens that native Malay speech tends to use *-nya* in such cases.

By extension, you will notice that all the phrases that ask about prices and fares use *-nya*:

Berapa harganya? *How much does it cost?*
Berapa tambangnya? *What's the fare?*

In the same way, *-nya* is also used with weight and measure words. It refers to these words in such a way as to mean, for example, *its length is 45 centimetres* where we would say *it is 45 centimetres long* in English. Such measure words are mostly formed from an adjective to which *-nya* is attached.

panjang	long
Panjangnya 45 sentimeter.	it is 45 centimetres long.
tebal	thick
Buku itu tebalnya 300 muka surat.	That book is 300 pages thick.

An exception is *kelajuannya* which is formed from the noun

kelajuan speed:
Kelajuannya 70 km per jam. *It's speed is 70 km per hour.*

muka surat	page
per jam	per hour

Exercise 4 Use the adjectives in the vocabulary section beneath the exercise to express the following:

- It weighs 56 kilos.
- It is 45 centimetres high.
- It is 100 metres wide.
- It is 2 metres deep.
- It takes 7 hours.

berat	heavy/weight
tinggi	high/tall
lébar	wide
dalam	deep
lama	long
sentimeter	centimetre
meter	metre

The adjectives above combine with *berapa* to form questions related to measure:

Berapa tinggi? *How tall?*

Make sure you do not confuse *lama* and *panjang* as they both translate *long* in English. *Lama* refers to a length of time only whereas *panjang* refers to physical distance only.

Berapa lama penerbangan dari Kuala Lumpur ke Kota Kinabalu? *How long is the flight from Kuala Lumpur to Kota Kinabalu?*
 Berapa panjang méja itu? *How long is that table?*

2 The ber- and me- prefixes with noun bases.

• With ber-:

Many verbs in Malay are nouns that have been modified by means of a prefix. You have already come across this in Units 1 and 8 when you met *berumur* and *bernama*. For example, when *sukan*, which means *sport*, occurs with *ber-* the result is the verb *bersukan* which means *to play sport*. In the same way, *rehat*, (*a*) *rest* becomes *berrehat* *to rest*, and *bahasa* which means *language* becomes *berbahasa* *to speak (such and such a language)*.

In the final example notice how the noun and the meaning of the noun become absorbed into the verb. You already know that *bahasa Inggeris* means (*the*) *English (language)*, *berbahasa Inggeris* means *to speak English*. It is an alternative to *bercakap bahasa Inggeris*.

Many ber- + noun verbs can be translated into English as to be... or to have... .

<i>akal</i> intelligence	<i>berakal</i> to be intelligent
<i>cuti</i> holiday	<i>bercuti</i> to be on holiday
<i>pendapat</i> opinion	<i>berpendapat</i> to be of the opinion
<i>teman</i> friend	<i>berteman</i> to be with a friend (i.e. to have a friend)
<i>isteri</i> wife	<i>beristeri</i> to have a wife (i.e. to be married)
<i>anak</i> child	<i>beranak</i> to have children

Ber- used in this way can create expressions such as:

Dia berkaki panjang. *He has long legs.*
 (kaki panjang long legs)
 Bangunan bertingkat empat. *A four storey building.*
 (a building that has 4 storeys)

kaki	leg
panjang	long

bangunan	building
floor	storey

Exercise 5 Look at the nouns in the left-hand column noting the meaning. See if you can find suitable English meanings for the verbs in the right that use the nouns as a base.

a puasa <i>fast</i> (as in a religious fast)	berpuasa
b gerak <i>movement</i>	bergerak
c keluarga <i>family</i>	berkeluarga

• With me-:

tari <i>dance</i>	menari <i>to dance</i>
ala <i>net</i>	menjala <i>to net</i>
bungkus <i>parcel</i>	membungkus <i>to wrap up</i>
gunting <i>scissors</i>	menggunting <i>to cut</i> <i>with scissors</i>

You will notice that, in some cases, when the *me-* prefix is added to create a verb, the noun (which has now become the base) undergoes a change in spelling and, therefore, pronunciation. Such sound changes are for ease of pronunciation (from a Malay point of view) and will be dealt with in more detail in Unit 16. For now, just concentrate of the meaning of the prefixed verbs.

Exercise 6 See if you can deduce the meanings of the *me-* verbs in the right-hand column created from the nouns in the left-hand column. You may find that with *me-* + noun verbs, the meanings are a little less easy to deduce than with the *ber-* + noun verbs.

a potong <i>slice</i>	memotong
b dayung <i>paddle</i>	mendayung
c cukai <i>tax</i>	mencukai

Using Malay

Exercise 7 Read the English for the following facts about Malaysia. Rewrite the Malay sentences inserting the Malay form of the number in words.

- The population of Malaysia is 25 million.*
Penduduk Malaysia _____ orang.
- Mount Kinabalu is 4,100 metres high.*
Gunung Kinabalu tingginya _____ meter.
- Malaysia gained independence in 1957.*
Malaysia memperoleh kemerdekaan pada tahun _____ .
- Sarawak has a population of 2 million people.*
Penduduk Sarawak _____ orang.

- e *Malaysia is made up of 13 states.*
Malaysia terdiri daripada _____ negeri.
- f *The Portuguese arrived in Malacca in 1511.*
Orang Portugis tiba di Melaka pada tahun _____.
- g *Kuala Lumpur International Airport (KLIA) was first opened in 1998.*
Kuala Lumpur International Airport (KLIA) mula dibuka pada _____.
- h *Petronas Twin Towers are 452 metres tall.*
Ketinggian Petronas Twin Towers ialah _____ meter.
- i *Genting Highlands is 2,000 metres above sea level.*
Genting Highlands ialah _____ meter tinggi dari aras laut.
- j *The Kenyir Lake covers an area of 369 square kilometres.*
Tasik Kenyir meliputi kawasan seluas _____ kilometer persegi.
- k *Langkawi is made up of 99 islands.*
Pulau Langkawi terdiri daripada _____ pulau.
- l *The Malay Peninsula has a land area of 131,805 square kilometres.*
Semenanjung Malaysia seluas _____ kilometer persegi.
- m *The Rejang River in Sarawak is 567 kilometres long.*
Sungai Rejang di Sarawak adalah sepanjang _____ kilometer.

penduduk (duduk v.)	<i>population</i>
memperoleh (oleh n.)	<i>to gain</i>
kemerdekaan (merdeka n.)	<i>independence</i>
terdiri daripada	<i>to be made up of, to be composed of, comprises</i>
tiba	<i>to arrive</i>
dibuka (buka v.)	<i>to be opened</i>
aras laut	<i>sea level</i>
meliputi (liput n.)	<i>to cover, to include</i>
kawasan	<i>area</i>
seluas	<i>as wide as</i>
semenanjung	<i>peninsula</i>
persegi	<i>square</i>
sepanjang	<i>length</i>

▶ Exercise 8 Over to you!

You (A) want to change some money.

- A *Hello. Can I change dollars into ringgit?*
B Dolar apa? Dolar Amerika?

A *No, Singapore dollars.*

B *Tentu.*

A *What's the rate?*

B *Satu dolar sama dengan RM2.50. Mahu tukar berapa?*

A *1,000 dollars. I'd like some small change, please.*

B *Ini wangnya. Sila hitung semula.*

10

getting around

In this unit you will learn how to

- buy tickets for journeys
- talk about using various modes of transport
- use more time expressions

PART ONE

▶ Dialogue

Stan and his family would like to travel from Kuala Lumpur to Kuching by plane. Stan approaches a taxi driver to take him to the travel agency.

Stan Teksi ini ada meter?

Pemandu Ya, Encik.

Stan Tolong hantarkan saya ke Worldwide Tours di Jalan Amansari.

Pemandu Kita sudah sampai, Encik. Mahu saya tunggu di sini?

Stan Boléh, tunggu sekejap saja, tapi dilarang letak keréta di sini.

Pemandu Saya akan kembali dalam masa 30 minit lagi.

(In the agency.)

Stan Saya mahu beli tiket penerbangan ke Kuching.

Kerani Tikét satu jalan atau tikét pulang-balik, Encik?

Stan Tikét satu jalan. Berapa harganya dari Kuala Lumpur ke Kuching?

Pegawai Kelas ekonomi atau bisnes?

Stan Ekonomi saja.

Pegawai Harga tiket untuk kelas ekonomi RM262.00 sahaja. Untuk berapa orang?

Stan Untuk empat orang. Ada tawaran tiket khas yang murah?

Pegawai Ya, kami ada tiket untuk kumpulan, untuk masa satu bulan, tetapi tidak boléh tukar tarikh atau destinasi.

Stan Ada peraturan lain?

Pegawai Ya, tidak boléh kembalikan wang.

Stan Berapa kali penerbangan ke Kuching?

Pegawai Setiap hari, 7 kali seminggu.

Stan Masa penerbangan?

Pegawai Pukul 8.50 dan pukul 10.15.

Stan Berapa jam ke sana?

Pegawai Hanya 1 jam 45 minit.

Stan Pukul berapa saya harus ke lapangan terbang?

Pegawai Satu jam sebelum bertolak.

Stan Baik. Tolong buat tempahan untuk empat orang pada minggu depan.

Pegawai Jangan lupa untuk mengésahkan tiket anda.

Stan Tentu sekali. Boléh saya dapatkan tempat duduk di sebelah tingkap?

Pegawai Saya cuba.

meter	<i>metre</i>
hantarkan saya ke...	<i>take me to...</i>
sampai	<i>to arrive</i>
tunggu	<i>to wait</i>
mahu saya tunggu?	<i>do you want me to wait?</i>
sekejap	<i>moment</i>
dilarang (larang v.)	<i>it is forbidden, not allowed</i>
keréta	<i>car</i>
letak keréta	<i>to park a car</i>
dalam masa 30 lagi	<i>in another 30 minutes</i>
tiket	<i>ticket</i>
tikét satu jalan	<i>one-way ticket</i>
tikét pulang-balik	<i>return ticket</i>
harga	<i>price, cost</i>
berapa harganya?	<i>how much is the cost or how much is the fare?</i>
kelas	<i>class</i>
ekonomi	<i>economy</i>
bisné	<i>business</i>
untuk berapa orang?	<i>for how many people?</i>
tawaran (tawar v.)	<i>bargain</i>
khas	<i>special</i>
kumpulan (kumpul v.)	<i>group</i>
masa	<i>time, (here) validity</i>
déstinasi	<i>destination</i>
peraturan (atur v.)	<i>restriction, regulation</i>
tidak boléh kembalikan wang	<i>non-refundable</i>
berapa kali?	<i>how many times?, (here) how frequent?</i>
seminggu	<i>a week</i>
berapa jam?	<i>how many hours?</i>
sebelum	<i>before</i>
bertolak (tolak v.)	<i>to leave</i>
buat	<i>make</i>
tempahan (tempah v.)	<i>reservation, booking</i>
jangan lupa untuk	<i>don't forget to</i>
mengésahkan (sah v.)	<i>to authenticate, (here) to confirm or reconfirm, to prove</i>
boléh saya dapatkan	<i>could I have?, could you give me?</i>
dapatkan	<i>to get</i>
tempat duduk	<i>seat</i>
tingkap	<i>window</i>
tempat duduk di sebelah	<i>a window seat</i>
tingkap	

Translation

Stan	Does this taxi have a meter?
Driver	Yes, Sir.
Stan	Please take me to Worldwide Tours on Amansari Street.
Driver	We're here, Sir. Do you want me to wait?
Stan	OK, I'll only be a moment, but it is forbidden to park here.
Driver	I'll come back in 30 minutes.
	<i>(In the agency.)</i>
Stan	I want to buy an air ticket to Kuching.
Employee	A one-way ticket or a return, Sir?
Stan	A one-way ticket. What's the fare from Kuala Lumpur to Kuching?
Employee	Economy or business class?
Stan	Just economy.
Employee	The price for economy class ticket is 262 ringgit. For how many people?
Stan	For four people. Is there a special bargain ticket (that is cheap)?
Employee	Yes, we have a group ticket that is valid for one month, but you cannot change the date or destination.
Stan	Are there (any) other restrictions?
Employee	Yes, it is non-refundable.
Stan	How frequent is the flight to Kuching?
Employee	Every day, seven times a week.
Stan	The flight time?
Employee	At 8.50 and at 10.15.
Stan	How many hours (does it take) to (get) there?
Employee	Just 1 hour 45 minutes.
Stan	At what time should I be at the airport?
Employee	One hour before departure.
Stan	OK, please make a booking for four people (for) next week.
Employee	Don't forget to reconfirm your ticket.
Stan	Sure. Can I reserve a seat by a window?
Employee	I'll see what I can do.

How the language works 1

1 When asking *what's the price?, how much is it?, how much does it cost?, etc.*, in Malay this is usually rendered by *berapa(kah) harga(nya)*. (The *-nya* is optional.) There is an exception to this. Although *harga* is used generally to ask about the cost of something, the word *tambang* is, however, more commonly used to mean *fare* where transportation is concerned.

Berapa tambang bas dari Melaka ke Singapura?	<i>How much is the bus fare from Melaka to Singapore?</i>
Tambang bas sekolah akan bertambah pada bulan Ogos.	<i>The school bus fare will increase in the month of August.</i>
Berapa tambangnya ke Putrajaya?	<i>What's the cost to Putrajaya?</i>

bertambah (tambah v.) to increase

Exercise 1

How would you ask:

- a What the fare is to Penang?
 b How much is it from Bangsar to KLIA (Kuala Lumpur International Airport)?

2 A key phrase to use when asking for anything is **Boléh saya dapatkan ...?** *May I have ...?*

Other useful phrases to use when asking for something are:

Boléh saya minta...? *May I request...?*
Boléh beri saya...? *Could you give me...?*

Three other useful phrases to use when asking for services occur in the dialogue:

Tolong, hantarkan saya ke... *Please take me to...*
Tolong sediakan... *Please prepare...*
Tolong, buat saya... *Please makeldo for me...*

Both the verbs **hantar** (*to take*) and **buat** (*to make*) have **-kan** attached to them with the specific meaning of to do something for someone. This will be covered later in the course in more detail so for now, just notice the verb form and learn them as set expressions. Notice also that **tolong**, *please*, should always be placed before the request in Malay.

3 **Dilarang + verb** is used to state that something is forbidden. You will come across it regularly in official signs telling you not to do something:

DILARANG MEROKOK NO SMOKING
DILARANG MELETAK KERETA NO PARKING

merokok to smoke
meletak (letak v.) to park
keréta car

4 You have already come across **lagi** meaning *further* or *more* with verbs in Unit 6. With periods of time, it has another important and distinct meaning: it translates *in a certain period of time* where that means after a certain period of time has passed. For example:

Saya akan beritahu kamu sepuluh minit lagi.	<i>I'll let you know in ten minutes.</i>
Meréka akan pulang dari pelayaran persiaran keliling dunia dua bulan lagi.	<i>They will come back from their world cruise in two months.</i>

pelayaran persiaran keliling dunia cruise around world

Exercise 2

Form the following time periods:

- a in seven months
 b in 55 minutes
 c in three weeks

5 English also uses *in* to refer to the time it takes to complete an action, as in *I will complete this exercise in ten minutes* in other words *it will take me ten minutes to complete this exercise*. Malay uses **lagi** to convey this meaning. In this situation **dalam masa 10 minit lagi** translates *in 10 minutes*.

Saya akan menyelesaikan latihan ini dalam masa sepuluh minit.	<i>I will complete this exercise in ten minutes (within the space of ten minutes).</i>
---	--

menyelesaikan (selesai v.) latihan to finish exercise

6 Durations of time such as **hari**, **minggu**, **bulan** etc., take the prefix **se-** with the specific meaning of *a* as in *once a month* etc.

minggu week	seminggu a week
Berapa kali seminggu?	<i>How many times a week?</i>
bulan month	sebulan a month
Pulau ini menerima 4,000 pelawat sebulan.	<i>This island receives 4,000 visitors a month.</i>

Exercise 3 Prefix these time expressions with **se-** then make the phrases that follow:

hari *day*
 tahun *year*
 abad *century*

- a twice a year
 b three times a day
 c once a century

sekali *once*

7 *If* and *when*. To make a question with *when*? you already know that you must use *bila(kah)*? In English we also use *when* in sentences where it is not a question such as *When I was young I use to eat ice cream* or *Remember to give her this book when you see her*. You cannot use *bila* in this type of sentence. When translating *when* you also need to consider whether you are talking about an event in the future or the past?

To express *when* in the past in Malay, *semasa* or *ketika* is used. *Semasa* is used more in the spoken language while *ketika* tends to be more used in written language. This usage often corresponds to *while* in English, as in *while I was waiting for the bus...*

Dia datang ke rumah saya *He came to my house when*
semasa saya sedang *I was watching TV.*
 menonton TV.

Ketika abangnya bernikah, *When her brother got*
 dia di London. *married, she was in London.*

Ibu menelefon saya *ketika* *Mother called me when*
 saya sedang makan. *I was eating.*

To express *when* in the future, you must use *kalau* or *jika*, both of which also mean *if*.

Tolong beritahu kami *kalau* *Please tell us when we*
 sudah sampai. *get there.*
Jika saya lulus ujian, saya *If I pass the exams I will*
 akan buat jamuan. *have a party.*
Kalau saya jutawan, saya *If I were a millionaire,*
 akan beri sumbangan *I would give charity*
 kepada orang miskin. *to the poor.*

jutawan (juta n.) *millionaire*
 sumbangan (sumbang v.) *charity*

A word needs to be said about the tense structure in sentences such as the one above. As *kalau* and *jika* have two meanings (*when* and *if*) this sentence could also mean *If I were a millionaire, I would give charity to the poor*. Note that in *if* sentences of this type, *akan* still needs to be included where it replaced *would* in English. *Akan*, as you know, normally means *will* but in this type of construction it corresponds to *would*.


Understanding Malay

Exercise 4 Read or listen to dialogue again and say whether the following statements are true or false.

- a Teksi yang Stan mahu naik tidak ada meter.
 b Pemandu teksi bersedia menunggu Stan.
 c Stan dan keluarga membeli tiket kelas bisnes.
 d Stan membeli lima tiket.
 e Stan dan keluarganya harus tiba di lapangan terbang satu jam sebelum berlepas.
 f Stan meminta tempat duduk dekat di lorong.

bersedia (sedia a.) *to be ready to, to be willing to*
 berlepas (lepas v.) *departure*
 meminta (minta v.) *to request*
 lorong *aisle (street, alley)*

Exercise 5 The following expressions refer to things you are being told not to do. Look at the signs below and write the number of the expression next to the corresponding sign.



- | | |
|--|---------------------------------|
| i Dilarang Memotong | v Dilarang Membuang Sampah |
| ii Dilarang Masuk | vi Dilarang Berenang |
| iii Dilarang BÉlok Kiri | vii Dilarang Merokok |
| iv Dilarang Mengguna
Téléfon Mudah Alih | viii Dilarang Meletak
Keréta |

memotong (potong v.)	<i>to overtake</i>
masuk	<i>to enter</i>
belok	<i>to turn</i>
mengguna (guna v.)	<i>to use</i>
téléfon mudah alih	<i>mobile phone</i>
membuang (buang v.)	<i>to throw</i>
sampah	<i>rubbish, trash</i>
merokok (rokok n.)	<i>to smoke</i>
berhenti (henti v.)	<i>to stop</i>

PART TWO

▶ Dialogue

Tom and Serena are planning to go to Singapore by train. They are discussing how to get to the railway station.

- Tom** Kita ke stésen keréta api naik apa?
Serena Kita naik bas saja.
Tom Di mana nak menunggunya?
Serena Ada perhentian bas di depan bangunan itu.
Tom Berapa minit bas akan berlalu?
Serena Setiap 5 minit.
Tom Bas nombor berapa akan pergi ke stésen?
Serena Bas nombor 68.
Tom Bas yang itukah?
Serena Bukan yang berwarna perang. Itu basnya.
(On the bus.)
Tom Kita ada di mana sekarang? Tolong beritahu saya kalau sudah sampai.
Serena Kita ada di Jalan Bunga Melor. 15 minit lagi sampailah.
Tom Lihat tu! Ada kemalangan.
Serena Patutlah jalan raya sesak sekali.
(To the conductor.)
Serena Berhenti Encik, kami mahu turun di sini.
(At the railway station.)
Serena Eh Tom, cepatlah! Kita ke tingkap jual tiket. Kami mahu beli tiket kereta api ke Singapura. Berapa harganya?
Pegawai Harganya 60 ringgit.

- Tom** Berapa lama perjalanannya?
Pegawai 6 jam.
Serena Pukul berapa keréta api bertolak?
Pegawai Pukul 4 petang.
Tom Di mana kami harus tukar keréta api?
Pegawai Keréta api ini terus ke Singapura.
Tom Boléh kami dapat tempat duduk sebelah tingkap?
Pegawai Oh maaf, sudah penuh.
Tom Apa nama stésen di Singapura?
Pegawai Namanya Stésen Tanjung Pagar.
Serena Baik. Saya rasa lega, semuanya dah selesai.
Pegawai Jangan léwat sampai tertinggal keréta api.

stésen	<i>station</i>
keréta api	<i>train</i>
bas	<i>bus</i>
naik	<i>to take (a form of transport)</i>
menunggu (tunggu v.)	<i>to wait</i>
perhentian (henti v.)	<i>(a) stop</i>
bangunan (bangun v.)	<i>building</i>
berlalu (lalu v.)	<i>to pass</i>
setiap	<i>every</i>
nombor	<i>number</i>
berwarna (warna n.)	<i>to be coloured</i>
perang	<i>brown</i>
beritahu (tahu v.)	<i>to let (someone) know</i>
ada	<i>to be</i>
tu	<i>short for itu (colloquial)</i>
kemalangan (malang a.)	<i>accident</i>
patutlah	<i>that's the reason or that's why</i>
jalan raya	<i>main road</i>
sesak	<i>congested</i>
turun	<i>to get off or out of a vehicle</i>
cepat	<i>hurry up</i>
tingkap	<i>window</i>
bertolak (tolak v.)	<i>to depart</i>
tukar	<i>to change</i>
terus	<i>direct</i>
penuh	<i>full, (here) booked</i>
rasa	<i>to feel</i>
lega	<i>free from anxiety, relieved</i>
selesai	<i>to finish, to complete</i>
lewat	<i>late</i>
sampai	<i>to reach, to arrive</i>
tertinggal (tinggal v.)	<i>to miss</i>

Translation

- Tom** How shall we get to the station?
Serena We just take the bus.
Tom Where do we wait for it?
Serena There's a bus stop in front of that building.
Tom How many minutes before the bus comes?
Serena Every five minutes.
Tom What number bus goes to the station?
Serena Bus number 68.
Tom Is it that one?
Serena It's not the brown one. That's the bus there.
(On the bus.)
Tom Where are we now? Please tell me when we're there.
Serena We're on Bunga Melor Street. (Another) 15 minutes before we arrive.
Tom Look at that! There has been an accident.
Serena That's the reason the main road is so congested.
(To the conductor.)
Serena Stop. We want to get off here.
(At the railway station.)
Serena Hey Tom, get a move on! Let's get to the ticket window. We want to buy train tickets to Singapore. What's the fare?
Clerk It's 60 ringgit.
Tom How long is the journey?
Clerk Six hours.
Serena What time does the train leave?
Clerk At four in the afternoon.
Tom Where do we have to change trains?
Clerk This train is direct to Singapore.
Tom Could we have seats next to the window.
Clerk Oh, I'm sorry. They are all taken.
Tom What's the name of the station in Singapore?
Clerk The station is called Tanjung Pagar station.
Serena Great. I can relax now, everything is sorted out.
Clerk Don't be late (or) you'll miss the train.

How the language works 2

1 Naik apa ke...?, How shall we go to...?

The most common way to express going by some form of transport is by using the verb **naik** + vehicle word.

naik keréta *to go by car*
 naik keréta api *to go by train*

Some words for vehicles you have not yet met are:

motorsikal	<i>motorbike</i>
béca	<i>trishaw, rickshaw</i>
féri	<i>ferry</i>
sampan	<i>small boat</i>
kapal	<i>ship</i>
kapal terbang	<i>plane</i>

Naik is the most common way to say how you are going somewhere, although you can also express it using **dengan** where we use *by* in English. So you can say, for example:

Meréka suka pergi ke sana dengan bas.	<i>They like going there by bus.</i>
Pagi ini ayah saya datang dari pasar dengan keréta.	<i>This morning my father came from the market by car.</i>

pasar market

In theory, you can add the prefix **ber-** to any form of transport, thus creating a verb meaning *to go by* that mode of transport. So **naik kereta api** would become **berkereta api**. In practice, however, only two of these forms are common in colloquial language: **berkuda**, *to go by horse*, and **berbasikal**, *to go by bike*, which is very common. For all other forms of transport it is more natural to use **naik**:

Ramesh berbasikal ke universiti setiap hari.	<i>Ramesh cycles to the university every day.</i>
--	---

Finally, *to go on foot* is expressed by **berjalan kaki** in Malay.

Mari kita berjalan kaki ke panggung wayang.	<i>Let's walk to the cinema.</i>
---	----------------------------------

panggung wayang cinema

2 The last question word you will meet on this course is **yang mana** meaning *which*. It can be used on its own to ask *which one?* or it can be used to mean *which* + noun, in which case it follows the noun it refers to, like an adjective.

Example 6 Can you now say the following?

- a which bag
b which idea

The important thing to note when using **yang mana** is that it is asking about a choice given a set of alternatives. It differs in usage from noun + **apa** which asks about the *type* of something.

Look at these two examples:

Filem apa yang kamu tonton? *What films do you watch?*
(i.e., what kind of films)

Filem yang mana kamu suka? *Which film do you like?*
(given that you have a choice of two or more)

3 Prefix **me-** with suffix **-i**. Verbs with **me-** **-i** are created from noun, adjective, adverb and verb bases.

tahu	to know	mengetahui	to comprehend
cinta	love	mencintai	to love
kurang	less	mengurangi	to reduce
faham	understanding	memahami	to understand

Most of these verbs imply an action towards someone or something, or a closing of distance between two things. With these verbs there is always an object. For example:

naik	to go up	menaiki	to climb
dahulu	previous	mendahului	to overtake
dekat	close	mendekati	to draw close to

Using Malay

Exercise 7 Choose words and phrases from the dialogues in this unit to complete the following:

- a Bas _____ ke pusat bandar?
b _____ duduk dekat pintu keluar?
c _____ tempahan untuk dua orang ke Pulau Pinang!
d _____ saya ke Jalan Orchard.
e _____ tambangnya dari Singapura ke Kuala Lumpur?
f _____ penerbangannya?
g Jangan sampai _____ pesawat!
h _____ kita ke Kuantan.

pintu keluar exit
tambangnya the fare

Exercise 8 Over to you!

You (A) are a student called Daniel Johnson. You have gone to the travel agent (B) to book a flight to Melbourne.

- A *I would like to book a seat to Melbourne. Economy class.*
B *Bila tarikhnya?*
A *Next week (on) 15 September. What's the fare?*
B *1,800.00 ringgit untuk tiket pulang-balik.*
A *How long is the flight to Melbourne from Kuala Lumpur?*
B *Lebih kurang 6 jam.*
A *Good. Please make a reservation for me under the name of Daniel Johnson. Can I have a window seat?*
B *Saya cuba.*

duduk dekat tingkap a window seat

checking in

In this unit you will learn how to

- get rooms in a hotel
- ask about services
- say what you usually do

PART ONE

▶ Dialogue

Stan and his family have arrived at Poring Hot Springs, a hot spring and health resort at Kota Kinabalu, Sabah. They have not made a reservation so Stan is trying to negotiate rooms for his family.

- Stan** Selamat tengah hari. Ada bilik kosong?
Pegawai Tunggu sebentar...ya, ada. Berapa bilik?
Stan Dua bilik. Satu katil twin dan satu katil kelamin untuk saya dan isteri.
Pegawai Untuk berapa malam?
Stan Saya masih belum tahu untuk berapa malam.
Pegawai Baiklah, saya akan sediakan untuk satu malam dahulu.
Stan Berapa harganya untuk satu malam?
Pegawai Untuk harga sebilik RM250.00.
Stan Dengan sarapan pagi sekaligus?
Pegawai Ya, Encik.
Stan Boléhkah anda berikan bilik penghubung supaya mudah kami mengawasi anak-anak. Boléh dapatkan bilik yang menghadap ke gunung?
Pegawai Tentu boléh. Encik nak bayar dengan kad kredit atau tunai?
Stan Kad kredit. Boléh kami tengok biliknya dahulu?
Pegawai Boléh. Tolong isikan nama, alamat, nombor pasport dan tanda tangan pada borang ini, Encik.
Stan Baik. Apakah kemudahan yang ada di sini?
Pegawai Kolam renang dengan air panas yang dibuka 24 jam.
Stan Bagus sekali. Kami sekeluarga suka berenang setiap minggu. Ada karaoké? Anak perempuan saya suka menyanyi.
Pegawai Ya. Ada setiap malam. Selain itu, kami juga menyediakan bufét hidangan istimewa masakan Sabah pada setiap malam Sabtu.
Stan Apakah ada yang lain? Seperti urut? Setiap kali saya ke Kuala Lumpur, saya selalu pergi ke rumah urut.
Pegawai Ada, Encik. Télefon saja Concierge, dan meréka akan sediakan untuk Encik. Ini kunci bilik dan kupon untuk sarapan pagi dari pukul 8 sampai 10.30 pagi. Selamat beristirahat.

kosong	empty
bilik kosong	vacancies
katil twin	twin bed
katil kelamin	queen-sized bed, double bed
berapa malam?	how many nights?
sediakan	to prepare
dahulu	at first
sebilik	for one room, per room
sekali	too, inclusive
penghubung (hubung v.)	link
bilik penghubung	connecting rooms
supaya	so that
mengawasi (awas n.)	to keep an eye on
menghadap (hadap v.) ke	to look out onto
gunung	mountain
téngok	to take a look at
isikan (isi n.)	to fill in
tanda tangan	signature
borang	form, document
kemudahan (mudah a.)	amenity
kolam renang	swimming pool
air panas	hot water (or specifically hot spring)
berenang (renang n.)	to swim
selain itu	apart from that
menyediakan (sedia a.)	to prepare
bufet	buffet
hidangan	dish, i.e. food
istiméwa	special
hidangan istimewa	(culinary) specialities
masakan	cookery, cuisine
urut	massage
rumahurut	massage parlour
teléfon	to telephone
kunci	key
kupon	coupon
sarapan pagi	breakfast

Translation

- Stan** Good afternoon. Are there (any) vacancies?
Employee Wait a moment...yes, there are. How many rooms (do you want)?

- Stan** Two. One twin bedroom and one double room for my wife and me.
Employee For how many nights?
Stan I don't know how many nights yet.
Employee OK, I will prepare (it) for one night at first.
Stan What's the rate for one night?
Employee The cost per room is 250 ringgit.
Stan (Is that) with breakfast?
Employee Yes, Sir.
Stan Could (we) have connecting rooms, so that we can watch over our children? Can you give (us) a view of the mountains?
Employee Certainly. How would you like to pay, by credit card or cash?
Stan Credit card. Can we take a look at the room beforehand?
Employee Certainly. Please fill in (your) name, address, passport number and signature on this form, Sir.
Stan OK. What amenities do you have here?
Employee (We have) a swimming pool with a hot spring open 24 hours.
Stan That's great. My family and I usually go swimming every Sunday. Do you have karaoke? My young daughter likes to sing.
Employee Yes. (There is) every evening. Apart from that we can also put on a buffet of culinary specialties from Sabah every Saturday evening.
Stan Is there anything else, like massage? Every time I (come) to Kuala Lumpur, I always go to a massage parlour.
Employee Yes, there is. Just telephone the concierge, and they can arrange (it) for you. This is the room key and the coupon for breakfast from 8 to 10.30 a.m.. Have a nice stay.

How the language works 1

1 Did you notice the use of *beri(kan)* in this dialogue? Two more phrases you might find useful when making requests are *Apa boleh dapatkan?*, *May I have...?* and *Apa boleh beri?*, *May I have...?*

<i>Apa boleh dapatkan bilik yang menghadap ke kolam renang?</i>	<i>Can I have a room that looks out onto the swimming pool?</i>
---	---

Note also that *menghadap ke* is used to express *looks out onto* or *with a view of* in Malay.

2 Position of question words. In Units 1 to 10 you have been gradually introduced to all the question words you will need to know to function in everyday Malay. You will have noticed that some question words occur in various positions in the sentence, while others, namely **kenapa** and **mengapa**, must always occur as the first word in the sentence. **Apa** is also an exception, as you will see below.

Although it is quite possible to place the other question words first in the sentence, there is a rule governing where the question word should occur, if you want to mimic authentic Malay speech.

To find where the question word should be placed, you first need to think of the question as it would be if it were a statement that already has the answer to the question in it. For example, if you want to ask *where does she come from?* a possible answer could be *she comes from New York*, in Malay *Dia berasal dari New York*. The question word occupies the same position in the question as the thing it asks about in the corresponding statement. Therefore **dari mana** replaces **dari New York** giving you the completed question, **Dia berasal dari mana?** (Remember, also, that Malay speakers like to add the suffix **kah** to make questions so the question may also be **Dia berasal dari New Yorkkah?** in Malay.)

Look at the following questions:

Siapa pergi ke London? *Who is going to London?*
Yati pergi ke mana? *Where is Yati going?*

The two questions above could both be based on the sentence **Yati pergi ke London**, *Yati is going to London*. The first question asks *who* so **siapa** replaces **Yati**. The second asks where **Yati** is going, so **ke mana** replaces **ke London**.

Exercise 1 Make four questions using the sentence below based upon the words underlined and numbered in each case:

<i>Tahun lalu</i>	<i>Rosa</i>	<i>bercuti</i>	<i>dengan sepupunya</i>	<i>di Genting Highlands.</i>
1	2		3	4

Possible complications arise with **apa** because, as you know from Unit 2, **apa** not only means *what?*, but it also functions as a question marker. As a question marker **apa** must occur at the beginning of the sentence.

When you are using **apa** with the intended meaning of *what?* you need to follow the positioning rules above, otherwise what

you say might be ambiguous. Look at the following examples in which **apa** has different functions:

Apa anda minum? *Are you drinking?*
Anda minum apa? *What are you drinking?*
Apa kamu sedang makan? *Are you eating?*
Kamu sedang makan apa? *What are you eating?*

Two question words that you learnt in Unit 6, **apa yang** and **siapa yang**, are always used at the beginning of the sentence and are exceptional to the rules of question word order. Many questions asking *what?* or *who(m)?* can be expressed both ways:

Dia kenal siapa? *Who(m) does she know?*
Siapa yang dia kenal? *Who(m) does she know?*

In addition, when **apa** + noun occurs, as in Unit 6, it is treated as a single unit and is not subject to the positioning rules.

Exercise 2 Translate the following pairs of questions, paying particular attention to how the different position of **apa** affects the meaning.

- 1 a *Apa dia makan?*
b *Dia makan apa?*
- 2 a *Apa nak pesan?*
b *Nak pesan apa?*
- 3 a *Apa kamu baca?*
b *Kamu baca apa?*

Understanding Malay

Exercise 3 Using the dialogue, say whether the following questions are true or false.

- a *Hotél masih ada bilik yang kosong.*
- b *Harga hotel belum termasuk sarapan pagi.*
- c *Stan membayar dengan wang tunai.*
- d *Kolam renang air panas dibuka 24 jam.*
- e *Stan meminta bilik yang menghadap ke pantai.*
- f *Sarapan pagi bermula dari pukul 7 sampai pukul 10.30.*

termasuk	<i>to include, to be included</i>
wang tunai	<i>cash</i>
meminta (minta v.)	<i>to ask for, to request</i>

Exercise 4 Read and fill in the following form below. Try to work out what the form is asking before checking with the vocabulary section below.

NAMA

ALAMAT

TARIKH LAHIR

TEMPAT LAHIR

UMUR

JANTINA

TARAF PERKAHWINAN

KEWARGANEGARAAN

AGAMA

PEKERJAAN

NOMBOR PASPORT

TUJUAN LAWATAN

TÉMPOH TINGGAL

TANDA TANGAN

alamat	address
tarikh lahir	date of birth
tempat lahir	place of birth
umur	age
jantina	sex
lelaki	male
wanita	female
taraf perkahwinan	marital status
belum berkahwin	not married
berkahwin	married
bercerai	divorced
janda	widow
duda	widower
tujuan lawatan	reason for visit
bisnis	business
bercuti	holiday
melancong	sightseeing
melawat keluarga	visiting relatives
belajar	study
dalam transit	in transit, stop-over
témpoh tinggal	length of stay
tanda tangan	signature

PART TWO

Dialogue

Serena and Tom check in to a hotel at which they have already booked rooms by telephone.

- Tom** Selamat tengah hari, kami mahu daftar masuk di atas nama Tom Black dan Serena Danker yang kami tempah kelmarin.
- Pegawai** Tunggu sebentar. Biar saya semak di komputer. Betul sekali, dua bilik standard atas nama Encik Tom Black dan Cik Serena Danker.
- Tom** Terima kasih. Di sini ada pusat kesihatan? Saya biasanya bersenam setiap tengah hari.
- Pegawai** Ada, juga kolam renang, sauna dan mandi wap.
- Tom** Menarik sekali. Saya biasanya bangun pukul 8 pagi. Kita boleh berenang, sauna dan bersarapan pagi.
- Serena** Bagus rancangan kamu. Bagaimana pula pada waktu malam?
- Pegawai** Di sini ada bar dan disko. Setiap minggu ada band dengan penyanyi undangan yang popular.
- Tom** Di England, saya sudah biasa pergi ke bar pada setiap minggu.
- Serena** Saya boleh agak, kamu tidak sabar nak ke sana.
- Tom** (laughing) Macam mana dengan makanannya? Saya dah lapar ni.
- Pegawai** Malam ini ada bufét masakan Melayu. Buka dari pukul 8 malam.
- Tom** Terima kasih.
- Pegawai** Ini kunci dan kupon sarapan pagi untuk esok. Selamat istirahat.

daftar masuk	to register, to check in
di atas nama	under the name(s) of
tempah	to book, to reserve
semak	to check
bilik standard	standard room
betul sekali	quite right
pusat kesihatan	fitness centre
kesihatan (sihat a.)	health
biasanya	usually
bersenam	to work out, to exercise
sauna	sauna

mandi wap	steam bath
bangun	to get up
bersarapan pagi	to have breakfast
rancangan	plan
pada waktu malam	in the evening, at night time
penyanyi (nyanyi v.)	singer
undangan	invitation
penyanyi undangan	guest singer
biasa	to be used to
agak	to guess, to form an observation
tidak sabar	to be impatient to, can't wait to
sabar	patient
macam mana dengan?	what about?
lapar	hungry

Translation

- Tom** Good afternoon, we would like to check in under the names Tom Black and Serena Danker who booked yesterday.
- Employee** Just a moment. I will check on the computer. That's right, two standard rooms under the names Tom Black and Serena Danker.
- Serena** Thank you. Is there a fitness centre here? I usually work out every afternoon.
- Employee** There is, there is also a swimming pool, sauna and steam bath.
- Tom** Very interesting. I usually get up at eight o'clock. Then we can swim, have a sauna and have breakfast.
- Serena** That's a good plan. What can we do in the evening?
- Employee** Here there is a bar and disco. Every Sunday night there is a band with a popular guest singer.
- Tom** In England I am used to going to the bar every Sunday.
- Serena** I can tell. You can hardly wait to get there.
- Tom** (*laughing*) What about the food? I'm really hungry.
- Employee** Tonight there is a Malay buffet. It's open from eight o'clock in the evening.
- Tom** Thank you.
- Employee** Here is the key and these are the breakfast coupons for tomorrow. Have a nice stay.

How the language works 2

1 In this unit you have met **biasanya** which means *usually*. The base word **biasa**, either on its own or as a set expression with **sudah** are both used to mean *used to* or *to be accustomed to*.

Saya biasa berbahasa Malaysia dengan teman-teman. *I am used to speaking Malay with friends.*

Adik Mary sudah biasa mengguna komputer. *Mary's little brother is already used to using a computer.*

When **biasa** and **sudah biasa** are used with verbs, as above, they can be used just as they are. When they are used with a noun, **dengan** must be inserted:

Dia belum biasa dengan cuaca panas di Malaysia. *He is not yet used to the hot weather in Malaysia.*

cuaca weather

Remember that where *used to* has a different meaning, pertaining to something that was happening in the past but has now stopped or changed, such as in the sentence *We used to live here*, either the tense marker **dulu** or **dahulu** must be used.

Dahulu kami tinggal di sini. *We used to live here.*

2 The combination of the prefix **ke-** and the suffix **-an**, when applied to an adjective base, produces a certain type of noun:

baik	good	ke-baik-an	= kebaikan	goodness
indah	beautiful	ke-indah-an	= keindahan	beauty
sulit	difficult	ke-sulit-an	= kesulitan	difficulty

This usage creates what is known as an abstract noun, that is, a noun that cannot be seen and usually refers to a general quality.

Exercise 5 Form abstract nouns from the following adjectives with **ke-** **-an** and in each case state what you think the noun you created means.

- sihat *healthy*
- aman *safe*
- bersih *clean*
- mudah *easy*
- buruk *ugly*
- nyaman *pleasant*
- bodoh *stupid*
- senang *happy*

Ke- prefix combined with -an suffix is used to create certain nouns from verbs:

datang <i>to come</i>	kedatangan <i>arrival</i>
pulang <i>to return home</i>	kepulangan <i>return</i>

Ke- -an with a noun base produces a new noun which often extends the meaning of the base noun, but the resulting meaning is not always as easy to deduce as with the adjective bases. They can often refer to places or institutions. Study the following:

hidup <i>life</i>	kehidupan <i>way of life</i>
bangsa <i>nation</i>	kebangsaan <i>nationality</i>
menteri <i>minister</i>	kementerian <i>ministry</i>
duta <i>ambassador</i>	kedutaan <i>embassy</i>

Using Malay

Exercise 6 Use the sentences below to make a question, replacing the words in bold in each case.

- Mereka akan berangkat ke England **pada hari Selasa**.
- Yanti pergi ke **panggung wayang** dengan Siti.
- Pertunjukan Ramayana mula **pukul lapan**.
- Penerbangan dari Jakarta ke Kuala Lumpur **kira-kira 2 jam**.
- Minggu depan** mereka akan pergi bercuti ke Pulau Redang.
- Orang tuanya sudah datang **dari luar negeri**.
- Kita boléh pergi **dengan bas** ke pusat bandar.
- Bas Kuala Lumpur – Johor Bahru ada **2 kali** sehari.

pertunjukan (tunjuk v.) *performance*

▶ Exercise 7 Over to you!

You are booking a room...

- Selamat tengah hari, Encik. Boléh saya bantu?
- Yes, I would like to stay here for a couple of days. Are there still vacancies?*
- Masih ada.
- How much for one night?*
- RM 250.00
- Is breakfast included?*
- Ya. Encik cadang tinggal sehingga bila?
- Until 10 December. Can I pay with another currency apart from US dollars?*

A Boléh. Maaf, boléh saya lihat pasport encik?

B *Sure. Just a moment.*

A Sila isikan borang ini dan bubuh tanda tangan di sebelah kanan.

B *Is there a sauna here?*

A Ada juga kolam renang di tingkat tiga. Di sebelahnya ada pusat kesihatan.

B *What time is it open?*

A Pukul 9.00 pagi sehingga 8.30 malam.

B *Thank you.*

A Selamat istirahat. Ini kunci bilik dan kupon untuk sarapan pagi.

12

bargain hunting

In this unit you will learn how to

- go shopping for clothes
- talk about sizes, colours and what things are made of
- learn how to barter with a street seller

PART ONE

Dialogue

Sue-Ann is shopping for clothes with her two children.

Puan Sue-Ann Saya mahu belikan keméja batik untuk suami saya. Apakah ada ukuran paling besar, warna biru?

Pelayan Sebentar saya cari...Maaf, Puan, warna biru sudah habis dijual. Tinggal warna kelabu dan warna biru ukuran S.

Puan Sue-Ann Itu terlalu kecil untuk suami saya. Dia tak suka warna kelabu. Ada warna lain?

Pelayan Ya tetapi kainnya berbéza.

Puan Sue-Ann Mengapa ini lébih murah daripada yang tadi?

Pelayan Oh, yang itu batik asli dan ini batik cap.

Puan Sue-Ann Hmm, saya lébih suka yang itu. Sayang, tidak ada warna biru!

Calvin Ma...saya suka seluar batik itu. Ia nampak selésa dan coraknya unik.

Puan Sue-Ann Ia dibuat daripada kain kapas. Apa saizmu?

Calvin Ma, sebesar itu saja.

Puan Sue-Ann Seluar itu mémang sesuai untuk kamu. Silvia, kamu mahu apa?

Sylvia Aku mahu baju berwarna mérah itu.

Puan Sue-Ann Terlalu séksi untukmu. Pilih yang lain saja!

Pelayan Ini bilnya. Sila bayar di kasyer.

Puan Sue-Ann Terima kasih.

Pelayan Ada diskaun 15 peratus untuk seluar panjang ni. Jumlahnya RM350.00. Ini baki wangnya.

belikan (beli v.)	<i>to buy (something for someone)</i>
keméja	<i>shirt</i>
batik	<i>batik</i>
ukuran	<i>size</i>
paling besar	<i>the biggest</i>
warna	<i>colour</i>
biru	<i>blue</i>
cari	<i>to look (for)</i>
habis	<i>(here) completely</i>
dijual	<i>sold out</i>
tinggal	<i>there remains</i>
kelabu	<i>grey</i>
terlalu kecil	<i>too small</i>

kain	cloth, material
berbéza	different
murah	cheap
lebih murah	cheaper
daripada	than
tadi	the last one, the one before
asli	original
cap	printed
lebih suka	prefer
sayang!	it's a pity!
seluar	trousers
nampak	to seem, to look
corak	pattern, design
dibuat daripada	to be made from
kapas	cotton
kain	material, cloth
saiz	size
sesuai	to suit (someone)
aku	I (informal)
baju	dress
berwarna (warna n.)	to be coloured
baju berwarna mérah	a red-coloured dress
seksi	sexy
pilih	to choose
bil	bill
kasyer	cashier
diskaun	discount
peratus	per cent
seluar panjang	trousers
baki wangnya	change

Translation

- Sue-Ann** I want to buy a batik shirt for my husband. Do you have the biggest size in blue?
- Shop assistant** Just a moment, I'll look... I'm sorry, madam, the blue ones have all been sold. There are only grey and blue in small left.
- Sue-Ann** It is too small for my husband. He doesn't like grey. Are there other colours?
- Shop assistant** Yes, but the material is different.
- Sue-Ann** Why are these cheaper than the last ones?
- Shop assistant** Oh, those are genuine batik and these are printed batik.

Hmm, I prefer those. What a shame you don't have them in blue!

Mum, I like those batik trousers. They look comfortable and the pattern is great.

They are made of cotton. What's your size?

Medium, the same size as those (trousers).

Those trousers really suit you. Silvia, what do you want?

I want that red dress.

It's too sexy for you. Choose a different one!

Here is your bill. Please pay at the cashier.

Thank you.

There is a 15 per cent discount on these trousers. All together that comes to RM350.00. Here is your change.

How the language works 1

1 **Terlalu**, which you have already met briefly in Unit 11, is one way of saying *too* in Malay. It is used in the same way we use *too* in English.

terlalu besar *too big*

terlalu kecil *too small*

terlalu ketat *too tight*

In addition to **terlalu** certain nouns can also be modified to mean *too* by placing the adjective between the prefix **ke-** and the suffix **-an**. Here are some you may find useful when shopping.

For example:

Pipi Evon nampak *kemérah*an di bawah cahaya lampu.

Evon's cheeks look too red under the light.

Kepéndekan skirt membuat Suzi kelihatan seksi. *Too short* a skirt makes Suzi look sexy.

Kepanjangannya tali lehernya tidak sesuai dengan bajunya.

His tie is too long for his shirt.

kelonggaran *too loose*

kemérah *too red*

kelembutan *too soft*

kependekan *too short*

kepanjangan *too long*

Exercise 1 Make *too* expressions using *ke- -an* with these adjectives, then translate them.

- a dingin
- b panas
- c sakit
- d pahit
- e lapar
- f tinggi

dingin	cold
sakit	sick
pahit	bitter
lapar	hungry
tinggi	tall

2 Making comparisons. When you wish to compare the qualities of one thing with another, i.e. when you want to say something is *more...than* something else, use *lebih* before the adjective or adverb.

lebih mahal more expensive
lebih murah more cheap (or cheaper)

Pakaian itu lebih mahal di Amerika. These clothes are more expensive in America.

To express *than* as in *more...than daripada* is used:

lebih mahal daripada more expensive than
lebih murah daripada more cheap than (or cheaper than)

Batik di Kelantan lebih murah daripada di Kuala Lumpur. Batik in Kelantan is cheaper than in Kuala Lumpur.

Dia datang lebih sering daripada sebelumnya. He comes more often than before.

Exercise 2 Add the missing words to the Malay sentences so that the meaning corresponds to the ones in English.

- a Amir goes to the cinema more often than Kamal.
Amir pergi ke panggung wayang _____ kerap _____ Kamal.
- b She is more diligent than her brother.
Dia _____ rajin _____ abangnya.
- c This house is bigger than that house.
Rumah ini _____ besar _____ rumah itu.

One way to express *the most...* or *the ...-est*, as in *the biggest*, is formed by placing *paling* before the adjective instead of *lebih*.

Compare:

besar	<i>big</i>	<i>lebih besar</i>	<i>bigger</i>	<i>paling besar</i>	<i>biggest</i>
énak	<i>tasty</i>	<i>lebih enak</i>	<i>tastier</i>	<i>paling enak</i>	<i>tastiest</i>

Exercise 3 How do you form the following in Malay?

- a better
- b the cheapest
- c the most difficult
- d prettier
- e more crowded
- f spicier
- g thirstiest
- h hotter
- i dirtier
- j the smallest

Adding *paling* to an adjective is not the only way to express *the most...* in Malay. The alternative form you need to be aware of is formed with the prefix *ter-* which is applied to the adjective to form exactly the same meaning as *paling*.

baik	<i>good</i>	ter-baik →	terbaik	<i>the best</i>
besar	<i>big</i>	ter-besar →	terbesar	<i>the biggest</i>
bodoh	<i>stupid</i>	ter-bodoh →	terbodoh	<i>the most stupid</i>

3 To say what something is made of, *dibuat daripada* is used in Malay.

Cincin ini dibuat daripada pérak. This ring is made of silver.

Kuih ini dibuat daripada tepung beras. This cake is made from rice flour.

Jakét saya dibuat daripada kulit. My jacket is leather.

pérak	silver
tepung beras	rice flour
kulit	leather

Exercise 4 Can you form the following sentences in Malay?

- a That statue is made of marble.
- b This vase is made of clay.
- c This ball is made of rubber.

patung	statue
batu marmar	marble
pasu	vase
tanah liat	clay
bola	ball
getah	rubber

4 The last personal pronoun we shall be looking at in this course is *aku*, an informal word for *I* which Sylvia and Calvin use in the dialogue. It is highly informal and should only be used between family members or with those with whom you are on very familiar terms (i.e. good friends) and with whom you share equal social standing. It would be highly inappropriate to use this when talking to a stranger. In fact, it might be taken as a sign of arrogance or lack of respect for someone if you use it inappropriately. You may hear it used, so you need to know what it means, but the best advice for a foreigner is: if in doubt, use *saya*!

It can also be used as a possessive pronoun whereby it is added to the noun in question as a suffix, like *-mu* in Unit 5. Before it is added to the noun, the *a* drops, leaving you with *-ku* which means *my*.

rumahku	my house
keretaku	my car

5 There are two ways to express *to wear* in Malay. One way employs the verb *pakai* (or less colloquially *memakai*) which means *to use* as well as *to wear*.

Gadis itu memakai pakaian tradisional.	<i>That girl is wearing a traditional dress.</i>
Saya biasa pakai sarung di rumah.	<i>I'm used to wearing a sarong at home.</i>

The second way uses the *ber-* prefix to create a verb from the item of clothing being worn. In just the same way as the noun becomes the base for the transport words in Unit 10 (Part Two), the item of clothing becomes the base in this instance:

baju	dress
berbaju	to wear a dress
kebaya	kebaya*
berkebaya sutera	to wear a silk kebaya

*A kebaya is a long-sleeved Malay traditional outfit for women that is fastened on the front by a set of brooches known as *kerongsang* and matched with a batik or matching cloth (skirt).

Exercise 5 Select words from the clothes vocabulary section below to help you translate the following into Malay.

- | | |
|----------------------|--------------------------|
| a to wear a tie | e to wear black trousers |
| b to wear gloves | f to wear sunglasses |
| c to wear a skirt | g to wear a rattan hat |
| d to wear a raincoat | |

tali léher	tie
sarung tangan	glove(s)
skirt	skirt
baju hujan	raincoat
seluar (panjang)	(long) trousers
seluar péndek	short trousers
topi	hat
keméja	shirt
jakét	jacket
blaus	blouse
jas	suit
sarung kaki, stokin	sock(s), stocking(s)
kasut	shoe(s)
sepasang kasut	a pair of shoes
tali pinggang	belt
gelang tangan	bracelet
kalung	necklace

6 Colours

mérah	red
putih	white
hitam	black
hijau	green
kuning	yellow
biru	blue
ungu	purple
jingga	orange
mérah manggis	maroon
mérah jambu	pink
pérang	brown

Colours can be made light or dark by adding *muda* and *tua* respectively:

biru muda	light blue	hijau muda	light green
pérang tua	dark brown	mérah tua	dark red

7 To express *to suit* (someone or something) Malay uses *sesuai untuk*:

Keméja itu sesuai sekali untuk adikmu. *That shirt really suits your brother.*

Note that the Malay version requires **untuk** for. Such words are known as prepositions. Although prepositions are basically location words – *on, in, around*, etc. – they often occur as an integral part of certain set phrases. In some cases a preposition may be required in one language but not in the other to express a similar concept, as with **sesuai untuk** above, and sometimes the preposition is different in each language. For example, in English we say *we spend money on something*, but the Malay equivalent uses **untuk menghabiskan wang untuk**.

Kamu betul-betul menghabiskan semua wangmu untuk pakaian? *Did you really spend all your money on clothes?*

betul-betul	<i>really</i>
menghabiskan (habis a.)	<i>to spend (money or time)</i>

The prefix *ter-* used with verbs can sometimes create a form that is similar to a past participle in English. The past participle is the form that you can place after *to be* to indicate that something has happened, for example *I am lost*. The emphasis in using the *ter-* verbs in Malay is on the state of completeness of an action. Treat them like adjectives.

terkenal	<i>famous</i>
tersedia	<i>available</i>
tertarik	<i>interested</i>

Some *ter-* prefixed verbs can also imply an accidental occurrence or a misfortune.

terpaksa	<i>forced (to), obliged (to)</i>
tersesat	<i>lost</i>
terjebak	<i>stuck</i>


Understanding Malay

Exercise 6 Read or listen to the dialogue again and answer the following true/false questions.

- Sue-Ann ingin membelikan seluar batik untuk suaminya.
- Sue-Ann mencari ukuran paling besar, warna kelabu.
- Silvia membeli baju warna mérah yang seksi.
- Batik asli harganya lebih mahal daripada harga batik cap.
- Calvin memilih seluar batik yang selésa dan unik.
- Pelayan memberi diskaun 15 peratus untuk semua belian.

membelikan (beli v.)	<i>to buy (something) for (someone)</i>
mencari (cari v.)	<i>to look for</i>
memilih (pilih v.)	<i>to choose</i>
memberi (beri v.)	<i>to give</i>
belian (beli v.)	<i>purchases, items purchased</i>

Exercise 7 Label the pictures using the clothes vocabulary in Exercise 5.



PART TWO

Dialogue

Serena has taken Tom to a traditional market so he can look for presents to take back to England.

- Tom** Saya nak cari hadiah untuk teman dan keluarga saya. Rantai léhér ini cantik sekali. Dibuat daripada apa?
- Jurujual** Ini daripada pérak.
- Tom** Berapa harganya?
- Jurujual** RM80.00.
- Serena** Kamu boléh tawar. Ini bukan harga tetap.
- Tom** Boléh kurangkan harganya? RM60.00?
- Jurujual** Tidak boléh, Encik. Saya rugi.
- Serena** RM70.00 sajalah kalau boléh.
- Jurujual** Baiklah. Rugi sedikit tak apa asalkan Encik datang lagi bila-bila masa. Mahu beli berapa utas?
- Tom** Saya nak beli tiga utas.
- Serena** Tom, kenapa tak beli yang ini saja? Ia lebih berkilat.
- Tom** Tak apalah. Cuma untuk hadiah.
- Jurujual** Yang itu lebih mahal kerana ia pérak asli dan buatan tangan.
- Tom** Apa ini?
- Serena** Itu kain sarung. Kamu boléh pakai di rumah sebagai ganti seluar. Itu biasa di sini.
- Tom** Saya nak beli satu.
- Jurujual** Saya juga ada kipas batik. Boléh digunakan untuk hiasan dinding.
- Tom** Ya, tapi saiznya besar sekali dan berat. Lain kali saja, terima kasih.

hadiah	<i>gift</i>
rantai léhér	<i>necklace</i>
dibuat (buat v.) daripada	<i>to be made of</i>
pérak	<i>silver</i>
tawar	<i>to bargain</i>
tetap	<i>invariable</i>
harga tetap	<i>fixed price</i>
kurangkan (kurang a.)	<i>to reduce</i>
rugi	<i>loss, lack of profit, to lose out</i>
asalkan	<i>as long as, provided that</i>
bila-bila masa	<i>anytime</i>
Berapa utas?	<i>(here) How many?</i>

tiga utas	<i>(here)* three (of them)</i>
berkilat (kilat n.)	<i>to shine, to glimmer</i>
tak apalah	<i>it doesn't matter</i>
buatan tangan	<i>hand made</i>
kain sarung	<i>sarong</i>
pakai	<i>to wear, to use</i>
sebagai ganti	<i>instead of</i>
biasa	<i>usual</i>
kipas	<i>fan</i>
digunakan (use v.)	<i>to be used</i>
hiasan	<i>decoration</i>
dinding	<i>wall</i>
berat	<i>heavy</i>
lain kali	<i>another time</i>

*Utas has a special meaning that will be discussed in Unit 14.

Translation

- Tom** I want to look for some presents for my friends and family. This necklace is very beautiful. What's it made of?
- Seller** Silver.
- Tom** How much is it?
- Seller** RM80.00.
- Serena** You can bargain. The price isn't fixed.
- Tom** Can you lower the price? RM60.00?
- Seller** I can't. I'll make a loss.
- Serena** Just RM70.00. If you can.
- Seller** OK. I'll make a small loss, as long as you come again sometimes. How many do you want?
- Tom** I want three.
- Serena** Tom, why did you buy those? This one's more shiny.
- Tom** It's OK. (They're) just for presents.
- Seller** Those are more expensive because they are made from real silver and they are hand made.
- Tom** What's this?
- Serena** That's a sarong. You can wear it at home instead of trousers. It's usual here.
- Tom** I want to buy one.
- Seller** I also have a batik fan. You can use it as a wall decoration.
- Tom** Yes, but it's too big and heavy. Another time, maybe, thank you

When **me-**-**kan** is applied to certain adjectives, the result is a verb in Malay that corresponds to an *-ing* adjective in English. For example:

meletihkan *tiring* (formed from the adjective base *letih* meaning *tired*)

As **me-**-**kan** often creates a verb that indicates that something has been caused to be in a certain state, the thinking is – it makes me (or someone else) tired, so it is *tiring*.

Exercise 10 Can you work out what the following **me-**-**kan** verbs are in English, by looking at the base adjectives on the left?

a malu <i>embarrassed</i>	memalukan
b senang <i>pleased</i>	menyenangkan
c puas <i>satisfied</i>	memuaskan
d cemas <i>worried</i>	mencemaskan
e bosan <i>bored</i>	membosankan
f takut <i>frightened</i>	menakutkan

When **me-**-**kan** is applied to a verb base, a new verb is created that can have one of two basic meanings according to context:

- The first is a type of verb that we do not have in English. This type of verb stresses that the action is performed for the benefit of someone or something else, which is why it is known as a benefactive verb. You can see an example of such a verb in the dialogue in Part One – *membelikan* (colloquially *belikan* – remember that the **me-** prefix is often dropped in real speech), *to buy something for someone*.

Saya memberikan dia bunga. *I gave her a flower.*

As benefactive verbs automatically carry the meaning of doing something for someone, **untuk**, *for*, is not required. However, it is not incorrect to use **untuk** with these verbs, and many Malay speakers do!

Saya mahu membelikan sesuatu untuk teman. *I want to buy something for a friend.*

- **me-**-**kan** creates a new verb from certain verb bases that changes the focus of the action from something that you do yourself into a related verb. You will notice that these base verbs are specifically those which have no receiver of the action. Therefore **me-**-**kan** creates a related verb that allows you to do that action to something or someone else.

In English, too, we have verbs that perform both functions. You can say *I returned* or you can use the same verb in a different way with a receiver of the action and say *I returned the book to the library*. Although the form of such verbs is often the same in English, Malay needs to create a further verb around the original verb as a base with **me-**-**kan**.

Take the above example with **kembali**, *return*. You can say:

Saya kembali. *I returned.*

To make the other form, **me-** and **-kan** are added to the base word **kembali** creating **mengembalikan** (sound change rules will be covered later in the course). The new verb means *to return* (something)

Saya mengembalikan buku itu ke perpustakaan umum. *I returned the book to the public library.*
Dia sudah mengeluarkan sampah. *She's already put the rubbish (trash) out.*


(*mengeluarkan*, *to put something out*, comes from the verb *keluar*, *to go out*.)

perpustakaan	library
sampah umum	rubbish, trash
	public

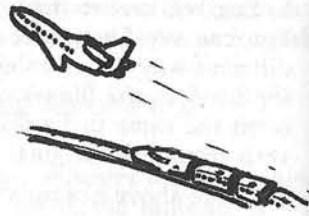
Using Malay

Exercise 11 Answer these questions using the corresponding pictures as a guide.


- a Yang mana lebih tinggi, zirafah atau kuda?



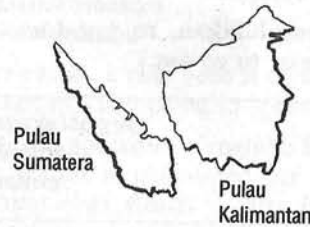
- b Yang mana lebih laju, kapal terbang atau kereta api?



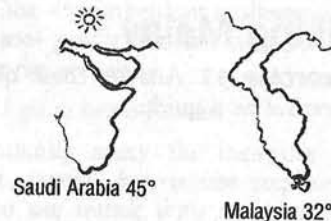
- c Siapa yang lebih muda, Ben atau Haris?



- d Yang mana lebih luas, Pulau Sumatera atau Pulau Kalimantan?



- e Negara yang mana lebih panas, Malaysia atau Saudi Arabia?



zirafah	giraffe
kapal terbang	plane
luas	large, broad

Exercise 12 This exercise takes the form of a short general knowledge quiz to test your geography as well as your Malay! See if you can answer the questions.

- a Negara mana yang paling luas di dunia?
 b Benua mana yang paling besar di dunia?
 c Negara mana yang paling padat penduduknya di dunia?
 d Sungai mana yang paling panjang di dunia?
 e Gunung mana yang paling tinggi di Sabah?

negara	country
dunia	world
benua	continent
padat	dense
padat penduduknya	densely populated
sungai	river

Exercise 13 Choose suitable phrases to complete the Malay sentences so that they mean the same as the English ones.

- a Pantai Port Dickson di Negeri Sembilan _____ pelancong setiap hari.
The Port Dickson beach is full of tourists every day.
- b Minggu depan Raneé akan _____ usahawan muda di Hotel Hilton.
Next week Raneé will get married to a young businessman at the Hilton Hotel.
- c Saya melihat dia sedang _____ bosnya di pejabat.
I see her talking to her boss in the office.
- d Gaya jalannya _____ ibunya.
The way she walks is the same as her mother.
- e Kerana jalannya berbatu, kami harus pergi _____ .
Because of the stone road we have to go by jeep.
- f Dia _____ saya bagaimana menyediakan nasi lemak.
She asked me how to make nasi lemak.
- g Apakah kamu _____ jiran tetangga baru itu?
Do you know that new neighbour?
- h Saya _____ nasi goreng untuk sarapan pagi.
I am used to fried rice for breakfast.
- i Dia suka muzik klasik semenjak _____ Syarifah.
She likes classical music since she has become friends with Sharifah.

bos	<i>boss</i>
cara berjalan	<i>way of walking, gait</i>
cara	<i>way, method</i>
berbatu (batu n.)	<i>stone</i>
nasi lemak	<i>coconut milk rice</i>
tetangga	<i>neighbour</i>
klasik	<i>classical</i>
semenjak	<i>since</i>

Exercise 14 Look at the pictures. Complete the sentences that refer to each one and answer all the questions in each section.

- a Saya mahu membeli ...
Dibuat daripada apa ... itu? ...



Topi RM50.00

- b Saya mahu membeli ...
Berapa harganya? ...
Apa saiznya? ...



Batik, 60-70 cm
(M) RM 120.00

- c Saya mencari ...
Dibuat daripada apa? ...



Perak, RM 90.00

- d Saya mahu mencari ...
Berapa harganya?...
Dibuat daripada apa?...



Patung kulit,
RM 75.00

Exercise 15 Over to you!

You (A) are shopping for a present for your elder brother. You approach the sales assistant (B) for help.

- A I want to buy something for my elder brother.
B Di sini ada topi, tali l  h  r dan kem  ja.
A What's this tie made of?
B Daripada batik sutera.
A How much is it?
B 80 ringgit.
A Is the price fixed?
B Ya. Tetapi ada diskaun 10 %.
A OK. I'll take two which have different designs.

ambil	<i>to take</i>
corak	<i>design, pattern</i>
yang coraknya berbeza	<i>which have different designs</i>

13

eating out

In this unit you will learn how to

- understand a menu in Malay
- order food in restaurants and from street vendors

PART ONE

Dialogue

Stan and his family are having dinner at a restaurant in Putrajaya.

- Pelayan** Selamat petang, méja untuk berapa orang, Encik?
Stan Untuk empat orang.
Pelayan Silakan. Ini menu makanan. Mahu pesan apa?
Puan Sue-Ann Saya mahu pesan mi goreng, rojak buah, sayur campur, saté kambing, ayam percik.
- Stan** Tolong jangan bubuh sos kacang. Saya alergi bila makan kacang.
- Pelayan** Baiklah. Rojak buahnya untuk berapa orang?
Puan Sue-Ann Satu orang saja. Hm...berapa banyak untuk satu orang?
- Pelayan** Cukup untuk dimakan dua orang. Ada lagi yang mahu dipesan?
- Stan** Apakah hidangan istimewa di sini? Boléh anda cadangkan?
- Pelayan** Ya...ikan bakar dengan sos pelam.
Stan Pedaskah?
Pelayan Kami boléh sediakan yang tidak pedas. Mahu pesan minuman apa?
- Silvia** Saya mahu air kelapa muda sejuk.
Calvin Apakah ada ais batu campur?
Pelayan Maaf tak ada, tapi kami ada ais kacang.
Calvin Saya nak cuba.
Stan Untuk saya, segelas air suam, dan aiskrim sebagai pencuci mulut.
- Puan Sue-Ann** Berapa lama makanan itu akan siap?
Pelayan Kira-kira 15–20 minit.
Stan Baiklah. Terima kasih.
- ...
- Pelayan** Maaf agak terlambat, kami sangat sibuk setiap malam minggu.
- Puan Sue-Ann** Mi gorengnya sedap sekali, tapi saténya agak mentah.
- Stan** Boléh tambah lagi segelas air. Saya betul-betul haus.
- ...
- Stan** Boléh berikan bilnya?
Pelayan Ini bilnya.

menu makanan	<i>menu</i>
pesan	<i>to order</i>
mahu pesan apa?	<i>what would you like to order?</i>
mi goreng	<i>fried noodles</i>
rojak buah	<i>fruit salad</i>
sayur campur	<i>mixed vegetables</i>
saté kambing	<i>mutton satay</i>
kambing	<i>mutton</i>
ayam	<i>chicken</i>
ayam percik	<i>roast chicken in spicy sauce</i>
bubuh	<i>to put, to place</i>
sos kacang	<i>peanut sauce</i>
kacang	<i>peanut</i>
alergi	<i>allergic</i>
cukup	<i>enough</i>
dimakan (makan v.)	<i>to be eaten</i>
dipesan (pesan v.)	<i>to be ordered</i>
cadangkan (cadang v.)	<i>to recommend, to suggest</i>
bakar	<i>to grill, grilled</i>
sos pelam	<i>plum sauce</i>
pedas	<i>hot (as in spicy. Remember hot to the touch is panas)</i>
kelapa	<i>coconut</i>
kelapa muda	<i>young coconut</i>
air kelapa muda	<i>young coconut drink (served whole with the top of the coconut sliced off)</i>
sejuk	<i>chilled</i>
ais batu campur	<i>shaved ice with red beans, jelly cubes, corn and topped with brown and red syrup and condensed milk*</i>
ais	<i>ice</i>
batu	<i>stone</i>
campur	<i>mix</i>
ais kacang	<i>red beans with coconut milk and ice</i>
segelas	<i>a glass</i>
suam	<i>lukewarm</i>
ais krim	<i>ice cream</i>
sebagai	<i>as</i>
pencuci mulut	<i>dessert (literally: something to clean the palette)</i>

pencuci (cuci v.)	<i>someone or something that washes</i>
mulut	<i>mouth</i>
siap	<i>ready</i>
kira-kira	<i>about</i>
sedap	<i>delicious</i>
mentah	<i>raw, undercooked</i>
tambah lagi	<i>to order some more</i>
betul-betul	<i>really, truly</i>
haus	<i>thirsty</i>
berikan (beri v.)	<i>to bring (someone) (something)</i>
bil	<i>bill, check</i>

***ais batu campur** is a very popular dessert in Malaysia. As an interesting quirk, you can order it as an **ABC**, pronounced just as we say these letters of the alphabet in English.

Translation

Waiter	Good evening, (a table) for how many, sir?
Stan	(for) Four people.
Waiter	Please. Here's the menu. What would you like to order?
Sue-Ann	I would like (to order) fried noodles, fruit salad, mixed vegetables, goat satay, spicy chicken.
Stan	Please don't put on peanut sauce. I am allergic to peanuts.
Waiter	All right. Fruit salad for how many people?
Sue-Ann	Just one person. Hmm...how much (food) for one person?
Waiter	It's enough for (to be eaten by) two people. What else would you like to order?
Stan	What's the specialty here? Can you suggest (something)?
Waiter	Yes...grilled fish with plum sauce.
Stan	(Is it) spicy?
Waiter	We can make it not spicy (mild) for you. What would you like to drink?
Silvia	I'd like young coconut drink.
Calvin	Do you have <i>ais batu campur</i> ?
Waiter	Sorry, we don't have (it here), but we do have <i>ais kacang</i> .
Calvin	I want to try (it).
Stan	For me, a glass of lukewarm water, and ice cream for dessert.
Sue-Ann	How long before the food is ready?
Waiter	Around 15 to 20 minutes.

- Stan** Fine. Thank you.
Waiter Sorry it took so long, we are very busy every night.
Sue-Ann The fried noodles are delicious but the satay is a little undercooked.
Stan Could I have one more glass of water, please? I'm really thirsty.
Stan Could I have the bill, please?
Waiter Here you are, sir.

How the language works 1

1 To order food in a restaurant simply use the phrase *Saya mahu pesan...*, *I would like to order...* or *Boléh minta...*, *Could I have...*, or *Boléh pesan...*, *May I order...* followed by the dishes you would like to order. Notice also the phrase *Boléh tambah lagi...*, *Could I have some more...*

Saya mahu pesan sepinggan nasi lemak. I'd like a plate of nasi lemak.

Boléh kami minta rendang daging dan pulut kuning untuk tiga orang. Could we have beef rendang and pulut kuning for three.

Exercise 1 Look at the list of Malaysian foods in 2, choose four things that appeal to you and make sentences using the phrases just seen once each.

2 Malaysian food – understanding the menu

Meats (*daging**):

ayam chicken
babi pork
biri-biri lamb
ikan fish
itik duck
kambing goat
daging lembu beef

**daging*, if unspecified, usually refers to *beef*.

Fish (*ikan*) and seafood (*makanan laut*)

ikan keli catfish
ketam crab
tiram oysters
udang prawns/shrimp

udang karang lobster
sotong squid

Cooking styles:

bakar roast/grilled
goréng fried

Some Malaysian specialities (*citarasa istimewa Malaysia*):

nasi (cooked) rice
nasi ayam chicken rice
nasi campur rice with meat and vegetables
nasi goréng fried rice
nasi briyani rice with meat, Indian style
nasi kerabu blue rice with a combination of raw vegetables like beansprouts, herbs and salted fried fish
nasi lemak rice cooked in coconut milk with anchovies, sambal, slices of cucumber, roast groundnuts
nasi patrik rice and beef in a spicy sauce, Thai-style
nasi pulut glutinous rice
bubur ayam rice porridge with chicken
mi noodles
mi goréng fried noodles
mi kuah noodles in soup
mi rebus noodles in spicy gravy
mi Hailam noodles in black soy sauce gravy with pieces of squid, prawns and vegetables
mi laksa rice noodles in spicy coconut gravy
mi kuay teow flat rice noodles
kari curry
dhal kari Indian lentil curry
kari ayam chicken curry
kari kambing mutton curry, etc.
ayam masak kurma chicken korma
saté ayam chicken meat on skewers dipped in peanut sauce or sweet sauce
saté kambing small pieces of mutton on skewers dipped in peanut sauce or sweet sauce
saté daging beef on skewers dipped in peanut sauce or sweet sauce
rendang ayam chicken pieces cooked slowly in thick coconut milk and spices
rendang daging beef cooked slowly in thick coconut milk and spices until tender
gado-gado vegetable salad with egg and peanut sauce

murtabak *Indian pancakes with a variety of meat fillings*
 tempéh *fermented soybean cake*
 rojak *fruit and vegetable salad with spicy-sweet sauce*
 roti canai *Indian bread*
 soto ayam *spicy soup with chicken and an assortment of vegetables*
 telur téh *eggs cooked in tea*
 otak-otak *fish fillet mixed with spices, wrapped in banana leaves and cooked*
 sambal *chilli paste cooked with onions, etc.*
 keropok *prawn crackers*

Sweets (manisan):

dodol *a sweet sticky and chewy cake, a Malay delicacy*
 kuih talam *steamed pudding made from coconut milk*
 kuih lapis tiga warna *three-coloured-layered pudding*
 puding pulut santan *pudding made from glutinous rice and coconut*
 puding mangga *mango pudding*
 ondé-ondé *small green balls made of glutinous flour, stuffed with brown sugar and rolled in freshly grated coconut*

Understanding Malay

Exercise 2 Read or listen to the dialogue and say whether the following statements are true or false.

- Puan Sue-Ann alergi pada kacang.
- Ikan bakar dengan sos pelam, hidangan istimewa di restoran.
- Restoran tidak menyediakan ais batu campur.
- Stan memesan aiskrim untuk pencuci mulut.
- Saté yang dipesan terlalu keras.
- Makanan siap dalam sepuluh minit.

menyediakan (sedia a.)	to prepare
alergi pada	allergic to
terlalu keras	over-cooked
dalam	in

Exercise 3 A Malaysian couple, Sam and Rosie, are dining out in a traditional Malay restaurant in the countryside. Familiarize yourself with the menu below and the new vocabulary before you listen to the conversations in the restaurant.

a First, listen to the dialogue paying attention to what the couple order. Write S next to the items Sam eats or drinks and R next to the items his wife, Rosie, eats or drinks.

Menu Makanan

Makanan Utama

sayur campur
 rojak buah
 ayam masak mérah
 rendang
 gulai ikan
 nasi goréng
 nasi lemak
 pulut kuning
 sate ayam
 saté kambing
 mi goréng
 popiah
 sambal

Makanan Pencuci Mulut

ais kacang
 ais batu campur
 bubur pulut hitam
 bubur kacang mérah
 Minuman
 air kelapa muda
 air suam
 bir
 wain mérah
 wain putih

- After you have listened enough times to understand the order, listen again and answer the questions.
- Why does Sam want to sit by the window?
- What does Rosie ask the waiter after she has eaten the chicken satay?
- How much did the bill come to?

méja	table
tingkap	window
pemandangan (pandang n.)	scenery
tasik	lake
apabila	when
sedia	ready
lapar	hungry

berseléra (seléra n.)	<i>to have an appetite for</i>
seléra	<i>appetite</i>
mudah-mudahan	<i>hopefully</i>
dengar	<i>to hear</i>
terkenal	<i>famous</i>
bersedia (sedia a.)	<i>to be ready</i>
siap	<i>ready</i>
habis	<i>run out of, finished</i>
lazat	<i>delicious</i>
resipi	<i>recipe</i>
benar-benar	<i>really, truly</i>
tidak mengapa	<i>it doesn't matter</i>
sedap	<i>delicious</i>
set	<i>set</i>
dipesan (pesan v.)	<i>to be ordered</i>
berasingan (asing a.)	<i>separately</i>
sayang	<i>(here) darling</i>
tukar fikiran	<i>to change one's mind</i>
fikiran (fikir v.)	<i>thought</i>
lazat	<i>delicious</i>
terutamanya (utama a.)	<i>especially</i>
merasakan (rasa n.)	<i>to taste</i>
rahsia	<i>secret</i>
chef	<i>chef</i>
beritahu	<i>to tell</i>
pencuci mulut	<i>dessert</i>
pencuci (cuci v.)	<i>something that cleans</i>
mulut	<i>mouth</i>
kenyang	<i>full (of food)</i>
bubur pulut hitam	<i>black glutinous rice</i>
	<i>sweet porridge</i>
bubur	<i>porridge</i>
pulut	<i>glutinous rice</i>
mangkuk	<i>bowl</i>
jumlah	<i>total</i>
murah	<i>cheap, reasonable (of price)</i>

Dialogue

Tom and Serena are enjoying the relaxed atmosphere at a side stall.

- Serena** Saya selalu makan di gerai ini.
Tom Itu lauk apa?
Jurujual Namanya otak-otak. Dibuat daripada ikan dan rempah. Masakan istimewa dari Johor.
Tom Hm...Baunya sedap sekali, menjamu seléra.
Jurujual Encik nak pesan apa?
Tom Itu nasi goréng?
Jurujual Ya, ada juga mi goréng atau mi rebus.
Tom Saya mahu pesan nasi goréng saja. Berapa harganya sepinggan?
Jurujual RM5.00
Tom Tolong jangan bubuh stok ayam.
Jurujual Cik, nak makan apa?
Serena Seperti biasa, saya mahu mi hailam.
Tom Mi hailam? Apa masakan itu?
Serena Itu mi goréng berkickap yang dicampur dengan makanan laut seperti sotong, udang dan sayur-sayuran.
Tom Ada tambah telur?
Serena Tidak.
Jurujual Maaf, mahu pesan minuman apa?
Tom Coca-cola dengan ais.
(The food comes.)
Jurujual Ini pesanannya. Silakan!
Tom Boléh minta garfu sama sudu?
Serena O ya, ini agak masin. Boléh berikan kicap manis?
Jurujual Boléh.
Serena Terima kasih. Saya mahu pesan satu lagi dibungkus untuk nenek saya. Tolong jangan bubuh cili.

gerai	<i>stall</i>
lauk	<i>dish (in a culinary sense)</i>
jurujual	<i>vendor</i>
rempah	<i>spice</i>
istiméwa	<i>speciality</i>
baunya	<i>it smells</i>
bau	<i>to smell</i>

menjamu seléra	<i>to make one's mouth water, entice one to eat</i>
menjamu (jamu v.) seléra	<i>to invite appetite</i>
mi rebus	<i>noodles cooked in spicy gravy</i>
pinggan	<i>dish (the receptacle)</i>
stok	<i>stock</i>
mi hailam	<i>fried noodles in black soy sauce and prawns, squid and vegetables</i>
berkicap (kicap n.) kicap	<i>to have soy sauce in it soy sauce</i>
dicampur (campur v.)	<i>to be mixed</i>
makanan laut	<i>seafood</i>
sotong	<i>squid</i>
udang	<i>shrimp</i>
sayur-sayuran	<i>vegetables</i>
tambah	<i>to add</i>
telur	<i>egg</i>
garfu	<i>fork</i>
sudu	<i>spoon</i>
masin	<i>salty</i>
kicap manis	<i>sweet soy sauce</i>
manis	<i>sweet</i>
dibungkus (bungkus v.)	<i>to be wrapped up (i.e. to take away)</i>
bubuh	<i>to put</i>
cili	<i>chilli</i>

Translation

- Serena** I always eat at this stall.
Tom What dish is that?
Vendor It's called *otak-otak*. It is made with fish and spices. It is a speciality from Johor.
Tom Hmm... it smells delicious, (it's) making my mouth water.
Vendor What would you like to order, (sir)?
Tom Is that *nasi goreng*?
Vendor Yes, there is also fried noodles or noodles in spicy gravy.
Tom: I just want to order *nasi goreng*. How much is one serving (plate)?
Vendor Five ringgit.
Tom Please don't use chicken stock.
Vendor What would you like to eat?
Serena As usual, I want *mi hailam*.

- Tom** *Mi hailam?* What food is that?
Serena It's fried noodles in soy sauce mixed with seafood such as squid, shrimp and vegetables.
Tom Are there eggs in it?
Serena No.
Vendor Excuse me, what would you like to drink?
Tom Coca-cola with ice.
(The food comes.)
Vendor Here is your order. Please!
Tom May I have a fork and a spoon?
Serena Oh yes, it's rather salty. Could you bring some sweet soy sauce?
Vendor Sure.
Serena Thanks. I would like to order one more to take away for my grandma. Please don't put chilli (in it).

How the language works 2

1 In English we are used to talking about *a packet of cigarettes*, *a bottle of milk*. These are mostly words that count things or put them into a category based on the type of container the thing comes in. These are some you will find useful:

pinggan plate
mangkuk bowl
botol bottle
gelas glass
cawan cup
kotak box
bungkus packet, parcel
potong piece, slice

When you talk about *one* of something, the counting word, if you are using one, should be prefixed with *se-*, for example:

sepinggan mi a plate of noodles

However, when ordering food, etc., you may also say:

satu pinggan mi one plate of noodles (as opposed to two, three, etc., to make your order clear)

For any number of an item above one, the counting word is used after the number, without the *se-*:

dua mangkuk soup two bowls of soup

Generally speaking, if you are ordering a portion of some type

of food, from a street vendor, for instance, you would do so according to what it comes in or on. *Nasi goréng* comes on a plate and *laksa* comes in a bowl, so you would use the appropriate counting word in your order. However, there is an even simpler option. You can use *besar* or *kecil*, which means *large* or *small*, to specify your serving or portion and can be used when you order anything. For example, *semangkuk besar laksa* to mean *a big bowl of laksa* or *sepinggan kecil nasi goréng* as in *a small plate of fried rice*.


Boléh saya minta satu pinggan kecil mi goréng? *Can I have a small serving of fried noodles?*

2 Sometimes the *ke-* prefix *-an* suffix combination occurs with adjectives, nouns and verbs creating an expression that means that something unplanned has happened. It is rather like the use of *ter-* mentioned in Unit 12. The following are very common so learn them as set expressions.

ketinggalan to miss (e.g., a form of transport)
keciciran to lose something
kelanggaran to collide
kekenyangan to over-eat (to the point of discomfort)


Using Malay

Exercise 4 Can you translate these dialogues between customers and various street vendors?



a I would like to order *laksa*. How much for one bowl?
Not too hot.

b I would like to order tea.
How much for one bottle?
Please don't add ice.



c I would like to order *nasi goréng*.
How much for one plate?
Don't use eggs.
To take away, please.



d I would like to order *saté kambing*.
How much for one plate?
Could I have it rare!



setengah matang rare

Exercise 5 Write a suitable *ke-* *-an* expression under each of the following pictures. You may need to create expressions from adjectives using what you learnt in Unit 12. The first one has been done for you as an example.

a *kelanggaran*



b




c



d





▶ Exercise 6 Over to you!

You are (B), a lady. You have decided to go to a restaurant for dinner. The waiter (A) greets you...

- A Selamat tengah hari, Puan. Untuk berapa orang?
 B For one person.
 A Ini menu makanannya. Mahu pesan makanan apa?
 B I want fried noodles. Is there shrimp (in it)?
 A Ya, tapi kami boleh sediakan tanpa udang.
 B Good. I'm allergic to shrimp.
 A Mahu minum apa?
 B Is there ais batu campur?
 A Ya.
 B I want to order ais batu campur without corn.
 A Ada apa lagi, Puan?
 B Oh, that's enough. How long until the food is ready?
 A Kira-kira 15 minit.
 B It's no problem. Thank you.
 A Sila tunggu sebentar.

sediakan (sedia a.)	to prepare
tanpa	without
jagung	corn
sudah cukup	that's all

14 at the supermarket

In this unit you will learn how to

- shop for food at a shop or supermarket
- understand a Malay recipe

PART ONE

▶ Dialogue

Sue-Ann and her two children, Calvin and Silvia, are shopping at a big supermarket.

- Calvin** Kita perlu berapa kilo ubi kentang?
Puan Sue-Ann Kira-kira satu kilo. Kita juga perlu setengah kilo lobak mérah dan beberapa bawang besar.
Calvin Kita juga kehabisan bawang putih.
Puan Sue-Ann Ya, kita perlu setengah kilo, juga seikat daun bawang dan daun saderi. Tolong masukkan ke dalam beg plastik untuk ditimbang.
Puan Sue-Ann Silvia jangan ambil buah orén itu. Ambillah yang di sebelah sana. Berapakah harga seékor ayam?
Jurujual Harganya RM10.00. Itu beratnya sekilo setengah.
Puan Sue-Ann Saya juga mahu beli lima keping daging stik. Berapa harganya sekeping?
Jurujual Satu potong harganya RM12.00.
Puan Sue-Ann Kenapa mahal sekali?
Penjual daging Silvia Ya kerana dagingnya diimport dari Australia.
Calvin Aku mahu bahagian minuman. Aku mahu beli beberapa tin coca-cola dan dua tin bir dan satu botol wiski untuk papa.
Calvin O ya, saya juga mahu beli makanan ringan. Tiga bungkus keropok kentang dan biskut.
Puan Sue-Ann Pergilah, tapi jangan beli terlalu banyak. Saya dah lupa beli rempah lada, kunyit, halia, serai dan daun limau purut.

berapa kilo?	<i>how many kilos?</i>
kilo	<i>kilo</i>
ubi kentang	<i>potato</i>
setengah	<i>half</i>
lobak mérah	<i>carrot</i>
bawang besar	<i>onion</i>
kehabisan (habis v.)	<i>run out of</i>
bawang putih	<i>garlic</i>
daun	<i>leaf</i>
daun bawang	<i>spring onions</i>
saderi	<i>celery</i>
masukkan (masuk v.)	<i>put in</i>
plastik	<i>plastic</i>

ditimbang (timbang v.) *to be weighed*

orén *orange*

ambillah (ambil v.) *get, take*

seékor ayam *one chicken*

seékor *one*

beratnya *it weighs*

sekilo setengah *one and a half kilos*

keping *piece*

stik *steak*

potong *cut*

diimport dari *to be imported from*

import *to import*

bahagian *section, part*

tin *can*

bir *beer*

wiski *whisky*

papa *father*

makanan ringan *snacks*

keropok kentang *crisps*

biskut *biscuit*

terlalu banyak *too many*

lupa *to forget*

lada *pepper*

kunyit *turmeric*

halia *ginger*

serai *lemon grass*

daun limau purut *kaffir lime leaf*

Translation

- Calvin** How many kilos of potatoes do we need?
Sue-Ann About one kilo. We also need half a kilo of carrots and some onions.
Calvin We have also run out of garlic.
Sue-Ann Yes, we need half a kilo, also spring onions and celery. Please put them into a plastic bag to be weighed.
Sue-Ann Silvia, don't take those oranges. Take the ones over there. How much is one chicken?
Shop assistant It is 10 ringgit. It weighs a kilo and a half.
Sue-Ann I would also like five pieces of beef steak. How much is one piece?
Shop assistant One piece is 12 ringgit.
Sue-Ann Why is it so expensive?

**Butcher
Silvia**

Because the meat is imported from Australia.
I want to go to the drinks section. I want to buy some cans of cola and two cans of beer and one bottle of whisky for dad.

Calvin

I also want to buy snacks. Three packets of crisps (and) biscuits.

Sue-Ann

Go (and get them), but don't buy too many. I've forgotten the spices – pepper, turmeric, ginger, lemon grass and kaffir lime leaves.

How the language works 1

1 *Sedikit* means *a little* or *some* but it can only be used with things that you cannot count, such as sugar, knowledge, etc. For things that you can count you cannot use *sedikit*. Instead you must use *beberapa* meaning *a few* or *several*. *Banyak* (*a lot of*), on the other hand, can be used with either.

Exercise 1 Look at the following nouns with *banyak* and the meanings. Write the words out again replacing *banyak* with *sedikit* or *beberapa* as appropriate.

- a *banyak kopi* *a lot of coffee*
- b *banyak nasi goreng* *a lot of fried rice*
- c *banyak resipi* *a lot of recipes*
- d *banyak pengetahuan* *a lot of knowledge*
- e *banyak ikan keli* *a lot of catfish*

pengetahuan (tahu v.) *knowledge*

Note that *how much?* is rendered by *berapa banyak?* in Malay.

2 In Unit 13 you were introduced to counting words that categorize things according to the container they come in, etc. This probably seemed very natural to you, as English categorizes such things in just the same way. In Malay, however, there are more counting words that are used for things you might not expect from an English point of view. In Unit 4 you came across *seorang* which is often used with jobs. This literally means *a person* and it acts like *alan* in English. There are more such counting words called *classifiers* because they classify different sets of nouns according to certain inherent characteristics:

orang is used for people
ekor is used for animals. *Ekor* means *tail*, therefore animals are counted in *tails*. This also includes animals with no tail!
buah is used for large objects such as houses, cars, lorries, ships, refrigerators, computers, etc.
butir is used for small, round objects such as eggs, bullets, pearls, etc.
tangkai is used for objects with stems such as flowers, chillies, mangoes, rambutans
helai is used for flat, soft and thin objects such as paper, cloth, leaf and others
pucuk is used for fine and thin objects such as for letters, needles and also firearms such as pistols.

It will come as no surprise by now, that to say *one* or *alan* the classifier must be prefixed by *se-*.

seekor lembu *a cow*
dua ekor tikus *two mice*

Exercise 2 Try some counting!

- a eight sheets of paper
- b a papaya
- c a rose
- d four birds
- e three dictionaries

<i>betik</i>	<i>papaya</i>
<i>bunga mawar/ros</i>	<i>rose</i>
<i>burung</i>	<i>bird</i>

Classifiers are entirely optional. *Sebuah rumah* means *a house*, but so does *rumah* without the classifier! You do need to be aware of classifiers, however, as some speakers do use them in certain situations, such as when talking about jobs.

Understanding Malay

Exercise 3 Say whether the following questions, based on the dialogue, are true or false.

- a Puan Sue-Ann perlukan satu setengah kilo ubi kentang.
- b Kentang harus dimasukkan ke dalam beg plastik untuk ditimbang.
- c Harga satu ekor ayam dengan berat satu kilo, RM10.00.

- d Silvia membeli tiga tin bir dan satu botol wiski untuk Stan.
 e Calvin hanya membeli dua bungkus keropok kentang dan biskut.
 f Puan Sue-Ann lupa nak beli halia dan serai.

Exercise 4 Read this recipe for beef *rendang* then answer the questions.

Bahan-bahan

- 1 kg daging lembu
- 2 biji kelapa untuk diambil santannya
- 15 tangkai cili (ikut selera)
- 6 ulas bawang merah
- 6 ulas bawang putih
- 1 sudu ketumbar
- halia 4 cm
- lengkuas 4 cm
- 2 batang serai
- 1 helai daun kunyit
- 4 helai daun salam
- 5 helai daun limau purut

Cara membuat

- 1 Daging dipotong sebesar 5 cm x 4 cm x 1 cm.
- 2 Kisar semua bahan dengan halus kecuali daun salam, daun limau purut dan daun kunyit.
- 3 Masukkan daging, santan dan rempah-rempah yang dikisar ke dalam kuali. Masak sehingga daging lembut. Bubuh garam secukupnya, daun limau purut, daun salam serta daun kunyit ke dalam kuali. Tunggu sampai kuahnya menyerap sedikit.
- 4 Biarkan merenih. Lauk akan siap dihidang dalam masa kira-kira 1 jam.

bahan-bahan	<i>ingredients</i>
daging	<i>meat</i>
daging lembu	<i>beef</i>
lembu	<i>cow</i>
untuk diambil santannya	<i>(from which) to obtain the coconut milk</i>
santan	<i>coconut milk</i>
tangkai	<i>stalk</i>
ikut selera	<i>as desired</i>
ulas	<i>pip</i>
bawang mérah	<i>shallots</i>

sudu	<i>spoon</i>
ketumbar	<i>coriander</i>
lengkuas	<i>galangal</i>
daun kunyit	<i>saffron leaves</i>
daun salam	<i>bay leaves</i>
daun limau purut	<i>kaffir lime leaves</i>
cara	<i>manner, way</i>
cara membuat	<i>method, directions, instructions</i>
dikisar (kisar v.)	<i>to grind</i>
halus	<i>delicate, fine</i>
kecuali	<i>except</i>
kuali	<i>frying pan, wok</i>
masak	<i>to cook</i>
sehingga	<i>until</i>
lembut	<i>soft, tender</i>
bubuh (bubuh v.)	<i>to add</i>
garam	<i>salt</i>
secukupnya	<i>(here) to taste</i>
serta	<i>to add</i>
kuah	<i>gravy, juice extracted from meat during cooking</i>
menyerap (serap a.)	<i>to absorb (of liquid)</i>
merénih (renih v.)	<i>to simmer</i>
lauk	<i>dish</i>
dihidang (hiding v.)	<i>to be served</i>
kira-kira	<i>approximately</i>

- a Sebutkan bahan-bahan untuk membuat rendang!
- b Berapakah biji kelapa yang diperlukan?
- c Berapa kilo daging lembu untuk resipi di atas?
- d Apakah daun limau purut harus dikisar?
- e Berapa jam diperlukan untuk daging menjadi lembut?

diperlukan (untuk)	<i>needed (for)</i>
sebutkan	<i>note down</i>

PART TWO

▶ Dialogue

Serena wants to cook Tom her Malaysian specialty, beef *rendang*, so they go off to the market together to buy what they need.

- Serena** Berapa harga satu kilo daging?
Jurujual Satu kilo RM15.00.
Tom Mahu beli berapa kilo?
Serena 2 kilo cukup.
Tom Apa lagi yang harus dibeli? Perlu beli kelapa?
Serena Ya kita perlu dua biji kelapa untuk diperah santannya.
Tom Apa rempah yang kamu perlukan?
Serena Saya perlu beli cili dan lengkuas, tiga batang serai, kunyit dan setengah kilo bawang merah.
Tom Di mana boleh kita dapatkan semua bahan itu?
Serena Di bahagian rempah.
Tom Buah apa itu yang berduri?
Serena Oh itu buah durian. Kamu bernasib baik sekarang musim buah-buahan. Ada rambutan, buah belimbing, cempedak, jambu. Kamu boleh rasa semuanya.
Tom Buah durian. Bagaimana rasanya?
Serena Rasanya manis dan agak pahit, tapi baunya sangat tajam.
Tom Boleh saya cuba?
Serena Tentu. Rasanya agak pelik, tapi siapa tahu mungkin kamu suka.
Tom Boleh saya bawa ke England?
Serena Saya kurang pasti, mungkin kalau dibungkus dengan baik, sehingga baunya tidak lari.
Serena Lebih baik kamu cuba dulu.
Tom Berapa sekilo?
Serena Kira-kira RM18.00.
Tom Mari kita beli satu.

untuk diperah santannya	<i>to extract the coconut milk</i>
perah	<i>to extract, to squeeze</i>
perlu (perlu a.)	<i>to need to</i>
berduri (duri n.)	<i>to have thorns</i>
bernasib (nasib n.)	<i>to be lucky</i>
musim	<i>season</i>
rambutan	<i>rambutan</i>
buah belimbing	<i>star fruit</i>

cempedak	<i>bread fruit</i>
jambu	<i>guava</i>
rasa	<i>taste, to taste</i>
buah durian	<i>durian</i>
manis	<i>sweet</i>
pahit	<i>bitter</i>
bau	<i>to smell</i>
baunya	<i>it smells</i>
tajam	<i>sharp, strong (of smells)</i>
pelik	<i>strange, odd</i>
saya kurang pasti	<i>I'm not sure</i>
pasti	<i>sure</i>
lari	<i>to run, (here) to seep out</i>

Translation

- Serena** How much is one kilo of meat?
Vendor 15 ringgit per kilo.
Tom How many kilos do you want to buy?
Serena Two kilos are enough.
Tom What else should we buy? Do (we) need (to buy) coconuts too?
Serena Yes, we need two coconuts to extract the milk.
Tom What spices do you need?
Serena I need chillis and galangal, three stalks of lemon grass, turmeric and half a kilo of red onion.
Tom Where can we get all those ingredients?
Serena In the spices section.
Tom What's the fruit with the thorns?
Serena Oh those are durians. You are really lucky, now the fruits are in season. There are rambutans, starfruits, bread fruits and guavas. You can try them all.
Tom Durian. What does it taste like?
Serena It tastes sweet and a bit bitter but it has a strong smell.
Tom Can I try it?
Serena Sure. It tastes a little bit weird but who knows, you may like it.
Tom Can I take (it) to England?
Serena I'm not sure, maybe (you can) if it is well wrapped up so the smell does not seep out.
Serena You'd better try (it) first.
Tom How much per kilo?
Serena About 18 ringgit.
Tom Let's buy one!

How the language works 2

1 Look at the following sentences in English:

A *We boiled the prawns.*

B *The prawns were boiled by us.*

Both sentences have the same meaning but each is expressed in a different way. Sentence (A) is known as *active* in that it stresses that someone or something is carrying out an action, but sentence (B) is known as *passive* because it stresses that something happened to someone or something not necessarily with the agent of the action (that is, the person or thing that carries out the action) being expressed. We shall concentrate on the passive in this section.

The prefix **di-** indicates a passive.

The passive is mainly formed from verbs beginning with the **me-** prefix. The prefix (**me-**, **men-**, **mem-** or **meng-**) is removed so you are left with the base verb, and **di-** is added to this base.

to take mengambil → meng-ambil → ambil → **di-**ambil
→ diambil → *to be taken*

to give memberi → mem-beri → beri → **di-**beri
→ diberi → *to be given*

Saya diberi wang.

I was given money.

(*Some base verbs are subject to a sound shift when **me-** is added (see Unit 16). The **di-** prefix is added to the original base verb.)

Certain other verbs that do not begin with **me-** prefixes can also be made passive such as **minum** and **makan** simply by adding the **di-** prefix to them.

minum *to drink*

makan *to eat*

diminum *to be drunk*

dimakan *to be eaten*

Kek akan dimakan.

The cake will be eaten.

Exercise 5 Write the passive form of these verbs:

- mencari
- memeriksa
- menulis
- mengirim
- menghantar
- menjemput

memeriksa (periksa v.) *to examine*

When you make a passive form in English it is not always necessary to express the agent of the action – you can just say, for instance, *The prawns were boiled*; you do not need to say by whom. You can do the same in Malay. If you do want to express who the action was done by, you can use **oleh** plus a personal pronoun, although the use of **oleh** is optional. Note that the person the action was done by with or without **oleh** must follow the passive verb. Note further that *by him* or *by her* can both be rendered by **olehnya**.

Dia diperiksa oleh doktor. } *She was examined by the doctor.*
Dia diperiksa doktor. }

Anda akan dijemput oleh
Sarah di lapangan terbang. } *You will be met at the*
Anda akan dijemput } *airport by Sarah.*
Sarah di lapangan terbang.

Exercise 6 Change these sentences from active into passive ones.

- Kakak sedang mencuci pakaian.
- Mereka membeli sayuran.
- Kami harus minum ubat tiga kali sehari.
- Doktor menyuntik pesakit.

mencuci (cuci v.) *to wash*

pakaian *clothes*

sayuran *vegetables*


ubat *medicine*



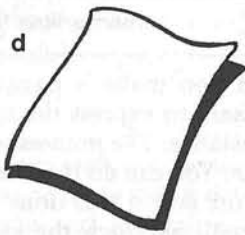

menyuntik (suntik v.) *to inject*

pesakit (sakit a.) *patient*

Using Malay



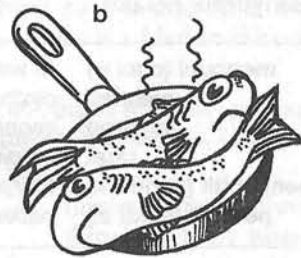
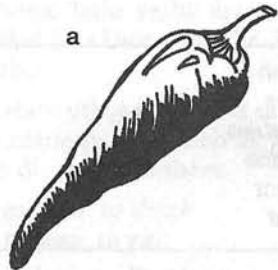
Exercise 7 Look at each of these pictures and write a suitable classifier under each. Use the **se-** form.





Exercise 8 Use the pictures to create a sentence and a question as in the example. Ask how much a kilo of each product costs, except for d where you should ask how much a bottle costs.

Example: Saya mahu beli cili. Berapa harga sekilonya?



Exercise 9 Over to you!

Take the part of A who is shopping for meat.

A I would like to buy (some) beef.

B Berapa kilo, Puan?

A Two kilos. How much is that?

B RM16.00.

A Please cut (it) into pieces.

B Baik. Ini dagingnya.

A Thank you.

potong sekeping-sekeping to cut into pieces

15

hobbies and leisure

In this unit you will learn how to

- talk about likes, dislikes and favourites in detail
- say what your hobbies are and what sports you do
- say how long something has been happening

PART ONE

▶ Dialogue

Sue-Ann is catching up with an old friend she has not seen since she moved to the US.

Puan Réma Apa yang kamu lakukan pada masa lapang di Kuala Lumpur?

Puan Sue-Ann Saya biasanya masak, baca novel, dan tonton filem televisyen.

Puan Réma Apakah filem yang kamu paling suka?

Puan Sue-Ann Filem kegemaran saya adalah drama, komedi dan sejarah. Kamu pun suka menonton televisyen?

Puan Réma Ya. Kalau tiada ada rancangan televisyen yang bagus, kami akan menyéwa video. Saya suka sekali drama dan filem yang penuh aksi, tetapi suami saya pula suka bola sépak, dan filem seram.

Puan Sue-Ann Saya tidak begitu suka menonton filem seram.

Puan Réma Selain ini, apa lagi aktiviti harian kamu?

Puan Sue-Ann Saya hantar anak perempuan saya ke kelas ballét dua kali seminggu, setiap petang Selasa dan Jumaat. Dia ingin menjadi pemain piano dan juga penari ballét.

Puan Réma Oh, Silvia sibuk sekali.

Puan Sue-Ann Ya. Apa hobi kamu?

Puan Réma Dulu semasa belum kahwin, saya suka sekali menyelam, mensnorkel dan mengembara berjalan kaki. Tetapi sekarang semuanya sudah saya tinggalkan. Hanya senaman aérobik dua kali seminggu.

Puan Sue-Ann Saya kurang suka menyelam dan saya benci berkhémah. Tapi kadang-kadang saya suka aérobik.

Puan Réma Apa hobi suami kamu?

Puan Sue-Ann Dia suka komputer dan fotografi. Hampir sepanjang masanya dihabiskan bermain komputer. Dia juga pandai bermain tenis.

Puan Réma Sama dengan suami saya. Dia paling suka komputer dan menonton bola sépak.

masa lapang	<i>free time</i>
lapang	<i>leisure</i>
novel	<i>novel</i>
tonton	<i>to watch</i>
filem televisyen	<i>TV films</i>
filem	<i>film</i>
paling suka	<i>like the most</i>
drama	<i>drama</i>
komedi	<i>comedy</i>
sejarah	<i>history</i>
pun	<i>also</i>
tiada	<i>not (an alternative to tidak)</i>
rancangan	<i>scheme, schedule</i>
menyéwa (séwa v.)	<i>to rent</i>
video	<i>video</i>
filem yang penuh aksi	<i>action films</i>
bola sepak	<i>soccer</i>
filem seram	<i>horror movies</i>
seram	<i>horror</i>
selain ini	<i>apart from this</i>
aktiviti	<i>activity</i>
harian	<i>daily</i>
pemain (main v.)	<i>player</i>
pemain piano	<i>piano player</i>
hobi	<i>hobby</i>
semasa (masa n.)	<i>at the time when, current</i>
menyelam (selam v.)	<i>dive</i>
mensnorkel (snorkel n.)	<i>to snorkel, snorkelling</i>
mengembara (kembara v.)	<i>to go in search of adventure</i>
mengembara berjalan kaki	<i>to go hiking</i>
tinggalkan (tinggal v.)	<i>to leave, to omit, to neglect</i>
menyelam (selam v.)	<i>to go diving</i>
aérobik	<i>aerobics</i>
saya kurang suka	<i>I don't really like</i>
benci	<i>to hate</i>
berkhémah (khemah v.)	<i>camping</i>
fotografi	<i>photography</i>
hampir sepanjang masanya	<i>almost all (here) his time</i>
hampir	<i>almost</i>
sepanjang	<i>throughout</i>
dihabiskan (habis v.)	<i>to be spent</i>
bermain komputer	<i>to play on the computer</i>
pandai	<i>to be good at</i>

Translation

Rema What do you do in your free time in Kuala Lumpur?

Sue-Ann I usually cook, read novels and watch films.

Rema What films do you like the most?

Sue-Ann My favourite films are drama, comedy and history. Do you like watching TV films, too?

Rema Yes, if what's on TV is not good, we like to rent a video. I like drama and action movies the most but my husband likes soccer and horror movies.

Sue-Ann I don't really like horror movies.

Rema Apart from that what else do you do during the day?

Sue-Ann I take my daughter to ballet class twice a week, every Tuesday and Friday afternoon. She wants to be a pianist and also a ballet dancer.

Rema Oh, Silvia's very busy.

Sue-Ann Yes. What's your hobby?

Rema Before I was married I loved diving, snorkelling and hiking. But I have given all that up now. I only do aerobics twice a week.

Sue-Ann I don't really like diving and I hate camping. But sometimes I like aerobics

Rema What's your husband's hobby?

Sue-Ann He loves computers and photography. Almost all his time is spent on playing (on the) computer. He is good at playing tennis too.

Rema The same as my husband. He loves computers and watching the football.

How the language works 1

1 From previous units, you already know that to talk about what you like you can use *suka*, and to talk about what you do not like *tidak suka*. *Saya suka mendaki gunung, I like climbing mountains*. Another good word for *like* is *gemar*, which is less colloquial and tends to sound more formal than *suka* but will give the listener a good impression of your Malay. It is important to note that *gemar* cannot be used to refer to people or animals.

Saya gemar main kad. I like playing cards.

To say that you love doing something in Malay, you can use the expressions *suka sekali, sangat suka* or *paling suka*.

However, do note that **paling suka** cannot be used together with **sekali** as in **paling suka sekali** as it would mean *love most most*. This is a very common error amongst foreign learners of Malay.

Saya suka sekali komedi.	<i>I love comedy.</i>
Saya sangat suka bermain badminton.	<i>I love playing badminton.</i>
Saya paling suka makanan yang pedas.	<i>I love spicy(hot) food.</i>

There are some points to remember when you use **paling** – and **sekali** – in your sentence. The word **paling** is always put before an adjective, as in **paling tinggi** or **paling besar**. The word **sekali**, on the other hand, is placed after the adjective, for example, **berat sekali, sedap sekali**.

Just in case you need it (you never know!), if you want to say to somebody *I love you*, you can use **saya cinta kamu**.

To express what you do not like, you can simply use **tidak suka**.

Saya tidak suka tiram.	<i>I don't like oysters.</i>
------------------------	------------------------------

In English, we tend to use the word **hate** in a fairly casual way when we talk about our likes and dislikes (*I hate washing up!* etc.) In Malay **hate** is rendered by **benci**.

Saya benci memasak.	<i>I hate cooking.</i>
Saya benci sekali berenang.	<i>I hate swimming so much.</i>

However, it is generally much better to express oneself in a less extreme way in Malay when talking about negative things. Therefore, you (and the Malay speakers you speak to) might find the phrase **tidak begitu suka** a far more acceptable alternative! It corresponds to *do not really like* in English.

Saya tidak begitu suka sup ayam.	<i>I don't really like chicken soup.</i>
Saya tidak begitu suka memasak.	<i>I don't really like cooking.</i>

A similar and very common expression uses **kurang**.

Saya kurang suka pisang goréng.	<i>I don't really like fried bananas.</i>
---------------------------------	---

Gemar acts as a root to give us **kegemaran** which means *favourite* or *best liked* and follows what it refers to, like other adjectives.

film kegemaran saya	<i>my favourite film</i>
alat muzik kegemaran saya	<i>my favourite musical instrument</i>
hidangan kegemaran saya	<i>my favourite dish</i>

Kegemaran or **kesukaan** can be used to talk about a liking or hobbies and activities that you like doing. As with **gemar**, it cannot be used to talk about people or animals. Instead **kesayangan** is used.

Membaca adalah satu kegemaran saya.	<i>Reading is one of my hobbies.</i>
Berkebun adalah kegemaran saya.	<i>Gardening is my hobby.</i>
Itu warna kesukaan saya.	<i>That's my favourite colour.</i>
Dia pemain bola sépak kesayangan saya.	<i>He's my favourite football player.</i>
Ini kucing kesayangan saya.	<i>This is my favourite cat.</i>

Yet another word for *favourite* is **favorit** which is of foreign origin and popular amongst young people. The usage of **favorit** is not restricted so it can be used with anything, as in English.

filem favorit saya	<i>my favourite film</i>
pemain sépak bola favorit saya	<i>my favourite football player</i>

Exercise 1 Use the correct form of **kegemaran** or **kesukaan/kesayangan** with the following words. Use each one at least once.

- a sukan
- b bintang film
- c guru
- d drama
- e binatang

bintang	<i>star</i>
drama	<i>play (at the theatre)</i>
binatang	<i>animal</i>

Another useful word derived from **gemar** is **penggemar** which expresses *a real fan of...* in Malay. As in English, it does not just refer to sports, but can be used with anything.

Saya penggemar musik jazz.	<i>I'm a real fan of jazz music.</i>
Ayah saya penggemar baseball.	<i>My dad's a real baseball fan.</i>

Exercise 2 Translate the following sentences into Malay.

- a My girlfriend is a real fan of Leonardo di Caprio.
- b They are real fans of Chinese food.
- c Jani's sister is a real soap opera fan.
- d You're a real soccer fan, aren't you?

Understanding Malay

Exercise 3 Read or listen to the dialogue again and say whether these statements are true or false.

- Pada masa lapang Sue-Ann biasanya suka menonton filem seram.
- Sue-Ann menghantar Silvia ke kelas ballet 2 kali seminggu.
- Semenjak berkahwin Rika masih suka pergi menyelam.
- Suami Sue-Ann menghabiskan seluruh masanya dengan bermain komputer.
- Suami Réma hobinya fotografi.
- Suami Sue-Ann tidak pandai bermain tenis.

semenjak *since*
seluruh *the whole of*

Exercise 4 Without referring back to the dialogue, see if you can complete the sentences with the correct information by selecting a, b or c in each case.

- Di Kuala Lumpur, Puan Sue-Ann biasanya
 - memasak, baca surat khabar dan menonton filem.
 - memasak, membaca novel dan menonton filem.
 - memasak, membaca novel dan menonton drama sentimental.
- Puan Réma dan Puan Sue-Ann gemar menonton filem
 - drama.
 - penuh aksi.
 - komedi.
- Puan Sue-Ann harus menghantar puterinya ke kelas ballét pada.
 - hari Jumaat dan Selasa.
 - hari Selasa dan Rabu.
 - hari Kamis dan Selasa.
- Suami Sue-Ann dan Réma penggemar
 - tenis.
 - bola sépak.
 - komputer.

PART TWO

Dialogue

Tom and Serena are talking about what they do in their free time.

- Tom** Serena, Apa kamu buat pada masa lapang?
Serena Saya suka pergi berjalan-jalan dan membeli-belah dengan kawan-kawan. Kadang-kadang saya berenang. Dan kamu?
- Tom** Saya suka membaca buku, memasak dan mendengar muzik.
Serena Oh, ya saya juga suka muzik. Tiada hari yang berlalu tanpa muzik. Muzik memberi saya semangat dan inspirasi. Muzik apa yang kamu paling suka?
Tom Saya suka semua muzik, terutama sekali muzik klasik.
Serena Saya suka jazz, pop, dan dangdut.
Tom Apa itu dangdut?
Serena Dangdut, muzik tradisional yang digabung dengan tarian. Seperti muzik India.
Tom Apa lagi hobi kamu?
Serena Saya suka menyanyi dan menari. Kalau mahu, kita boléh pergi ke karaoké esok.
Tom Saya tidak boléh menyanyi. Saya pemalu!
Serena Saya tidak percaya.
Tom Oh, ya, sukan apa yang kamu paling suka?
Serena Saya suka bola tampar, dan ping pong. Kamu?
Tom Karate. Semasa di England, saya pergi berlatih setiap minggu.
Serena Wah! Berapa lama kamu sudah belajar karaté?
Tom Sudah tiga tahun. Saya tertarik dengan karaté sejak saya ke Jepun lima tahun yang lalu.
Serena Tadi kamu kata, suka memasak. Masakan apa yang paling kamu suka?
Tom Masakan India, terutama kari. Saya tidak pernah jelak makan kari setiap hari.
Serena Saya pula tidak suka memasak, tetapi saya suka makan.

buat	<i>to do</i>
berjalan-jalan	<i>to go for a leisurely walk, (here) to hang around</i>
mendengar muzik	<i>to listen to music</i>
tiada hari yang berlalu tanpa muzik	<i>there's no day without music</i>
tiada	<i>not, to not exist</i>
berlalu	<i>to pass</i>
semangat	<i>motivation</i>
inspirasi	<i>inspiration</i>
terutama	<i>especially</i>
klasik	<i>classical</i>
dangdut	<i>traditional Malay and Indonesian music</i>
digabung (gabung n.)	<i>to be combined</i>
tarian (tari v.)	<i>dancing</i>
menyanyi (nyanyi v.)	<i>to sing</i>
menari (tari v.)	<i>to dance</i>
pemalu (malu a.)	<i>a shy person</i>
percaya	<i>to believe</i>
bola tampar	<i>volleyball</i>
ping pong	<i>table-tennis</i>
karaté	<i>karate</i>
berlatih (latih v.)	<i>to train</i>
tertarik (tarik v.) dengan	<i>to be interested in</i>
sejak	<i>since</i>
tadi	<i>just now</i>
kata	<i>to say</i>
jelak	<i>fed up, bored</i>

Translation

- Tom** Serena, what do you do in your spare time?
Serena I like hanging around with my friends and shopping. Sometimes I go swimming. And you?
Tom I like reading books, cooking and listening to music.
Serena Oh yes, I like music too. There's not a day that passes without music. Music gives me motivation and inspiration. What kind of music do you like the most?
Tom I like all music, especially classical music.
Serena I like jazz, pop and *dangdut*.
Tom What's *dangdut*?

- Serena** *Dangdut* is traditional music which is combined with dancing. It is like Indian music.
Tom What other hobbies do you have?
Serena I like singing and dancing. If you want, we can go to karaoke tomorrow.
Tom But I can't sing. I'm a shy person.
Serena I don't believe (it).
Tom By the way, what sports do you like the most?
Serena I like volleyball and table-tennis. You?
Tom Karate. In England I go to practise every week.
Serena Wow. How long have you been studying karate?
Tom For three years. I've been interested in karate since I went to Japan five years ago.
Serena Just now (you) said (you) like cooking. What food do you like the most?
Tom Indian food. especially curry. I never get fed up of eating curry every day.
Serena I don't like cooking, but I like eating.

How the language works 2

1 When we talk about sports in English, we use a variety of verbs to express them. We say, for example, *I play tennis*, but *I go skiing*. In Malay, you will be glad to hear, one verb – **main** – is used for all.

main tennis *to play tennis*

main ski *to go skiing*

Main is also used to talk about playing musical instruments:

main trombone *to play the trombone*

main piano *to play the piano*

trompet	<i>trumpet</i>
biola, violin	<i>violin</i>
selo	<i>cello</i>
klarinet	<i>clarinet</i>
seruling, flut	<i>flute</i>
gitar	<i>guitar</i>
gendang	<i>drums</i>

2 **Berapa lama kamu (sudah)...?**, *How long have you been...?*
 To say how long you have been doing something **selama** translates *for* in the Malay version:

Dia berminat main ping pong selama dua tahun. Saya sudah main piano selama enam tahun.

She's been interested in table tennis for two years. I've already been playing the piano for six years.

You could also say that you have been doing something *since*... In this case *sejak* is used:

Saya berminat dalam wayang kulit sejak melihat pertunjukan di Kelantan.

I have been interested in shadow puppets since I saw a performance in Kelantan.

Adik Marie mencari pekerjaan sejak dia pulang dari Amerika.

Marie's brother has been looking for a job since he came back from America.

Mereka belajar silat sejak kecil lagi.

They've been studying silat since they were children. (literally: since they were small)

berminat	interested in
wayang kulit	leather shadow puppets
silat	a Malay martial art

Exercise 5 Can you form these sentences?

- a I have been studying *silat* for three weeks.
b He has been interested in karate since he went to Japan.

The prefix **pe-** indicates nouns that refer to a person who performs an action. Thus, **pe-** nouns are often connected with jobs and sports. Many, but not all, are derived directly from **ber-** and **me-** prefixed verbs, with the **pe-** replacing the **ber-** or the **me-**.


penari <i>dancer</i>	(from <i>menari</i> , to dance)
perenang <i>swimmer</i>	(from <i>berenang</i> , to swim)
penyanyi <i>singer</i>	(from <i>menyanyi</i> , to sing)
penyanyi <i>player</i>	(from <i>main</i> , to play)



Exercise 6 See if you can work out the meanings of these performer nouns using some of the verbs you have met already in the course. Remember to think of them in their prefixed form.

- a penulis
b pembantu
c pembeli
d penjual
e penjaga
f pengajar
g pekerja
h pelari

Using Malay

Exercise 7 Match the words to the pictures by writing in the letter of each picture. Choose, and indicate with the symbols shown in brackets, two activities that you love doing (✓✓), two activities that you like doing (✓) and two that you do not like doing (X). Make six sentences based on this information.





- 1 ... bersenam
- 2 ... berkebun
- 3 ... main bola keranjang
- 4 ... main ski
- 5 ... berjemur
- 6 ... menonton
- 7 ... mendengar muzik
- 8 ... memasak
- 9 ... menari
- 10 ... bersiar-siar
- 11 ... melukis
- 12 ... menyanyi
- 13 ... membaca
- 14 ... berenang
- 15 ... fotografi
- 16 ... makan di restoran
- 17 ... menonton di panggung wayang

bola keranjang	<i>basketball</i>
ski	<i>ski</i>
berjemur	<i>sunbathing</i>
bersenam	<i>exercise, workout</i>
bersiar-siar	<i>travelling</i>
berkebun	<i>gardening</i>

▶ **Exercise 8** Over to you!

You (B) are having a conversation with your Malay friend (A) about your likes, dislikes and hobbies.

- A Apa hobi kamu?
 B *I like reading and travelling most.*
- A Buku apa yang paling kamu suka?
 B *Psychology, culture and history books.*
- A Kamu suka baca novel?
 B *Not really, but I like the novels of the author Agatha Christie a lot.*
- A Kamu kata tadi kamu suka pergi bersiar-siar. Negara mana yang kamu sering kunjungi?
 B *Countries in Asia especially Malaysia, Singapura, Brunei Darussalam, Indonesia, Japan, China and so on.*
- A Sukan apa yang kamu gemar?
 B *Hmm, I don't really like (them) (use gemar).*
- A Bagaimana dengan berenang?
 B *I don't like (it) either.*

psikologi	psychology
budaya	culture
tidak sangat	not really
karya	author
penulis	works of author
terutamanya	especially
dan lain-lain	and so on
tidak begitu	not really

15

at the doctor's

In this unit you will learn how to

- talk about your body
- say how you feel
- talk about various common ailments
- deal with a visit to the doctor
- talk about the weather
- interact on the telephone

PART ONE

 Dialogue

Stan is not feeling well so he has made an appointment at the private clinic his company uses. He is in the consulting room with a doctor.

Doktor Sakit apa, Encik?

Stan Asma saya kembali lagi. Saya tidak boleh tidur malam tadi, susah untuk bernafas. Jantung saya berdebar cepat sekali.

Sue-Ann Tangannya sejuk dan menggigil.

Doktor Berapa lamakah sudah Encik merasa sakit ini?

Stan Saya sudah sakit selama dua tahun. Adakalanya sembuh, adakalanya kembali lagi. Saya biasanya selalu berjoging setiap pagi sebelum pergi ke pejabat. Tapi dalam seminggu ini saya sangat sibuk, jadi tidak ada masa.

Doktor Sudah berapa lama encik berada di Singapura? Mungkin Encik masih belum selesai dengan keadaan cuaca di sini.

Stan Saya berada di sini kira-kira tiga bulan, lagipun saya dari Florida di US jadi saya sudah biasa dengan keadaan panas. Tapi bagi saya cuaca di Singapura terlalu lembap.

Doktor Anda ada makan ubat?

Stan Ya, ini ubat saya.

Doktor Ada penyakit lain?

Stan Ya, saya menghidap penyakit darah tinggi.

Doktor Anda ada merokok atau minum minuman keras?

Stan Saya tidak merokok, tapi saya minum minuman keras.

Doktor Mari saya periksa. Saya beri ubat yang boleh dibeli dari farmasi. Jangan lupa untuk terus makan ubat dan banyak beréhat.

Stan Terima kasih.

Doktor Mudah-mudahan cepat sembuh.

sakit	<i>sick</i>
sakit apa?	<i>in what way are you sick?</i>
asma	<i>asthma</i>
susah	<i>difficult</i>
bernafas (nafas n.)	<i>to breathe</i>
jantung	<i>heart</i>
berdebar (debar n.)	<i>to throb, to palpitate</i>
sejuk	<i>cold</i>
menggigil (gigil v.)	<i>to shiver</i>

merasa (rasa n.)	<i>to feel</i>
adakalanya	<i>sometimes</i>
berjoging (joging n.)	<i>to go jogging</i>
keadaan (ada v.)	<i>condition</i>
pun	<i>yet, still</i>
bagi	<i>for</i>
lembap	<i>moist, humid</i>
ubat	<i>medicine</i>
makan ubat	<i>to take medicine</i>
penyakit (sakit a.)	<i>illness</i>
menghidap (hidap v.)	<i>to suffer from</i>
darah	<i>blood</i>
penyakit darah tinggi	<i>high blood pressure</i>
beri	<i>to give, (here) to prescribe</i>
periksa	<i>to examine</i>
terus	<i>non-stop</i>
terus makan ubat	<i>to keep taking the medicine</i>
beréhat (rehat v.)	<i>to rest</i>

Translation

Doctor What seems to be the trouble?

Stan My asthma has come back. I couldn't sleep last night (and) found it hard to breathe. My heart was beating very fast.

Sue-Ann His hand was cold and shivering.

Doctor How long have you felt like this?

Stan I have been ill for two years. Sometimes I recover, sometimes it comes back. I always used to go jogging every morning before going to the office. But during this week I have been very busy, so I didn't have time.

Doctor How long have you been in Singapore? Maybe you are not yet comfortable with the weather conditions here.

Stan I have been here approximately three months yet I am from Florida in the US so I am used to hot (weather) conditions. But for me the weather in Singapore is too humid.

Doctor Are you taking medicine?

Stan Yes, this is my medicine.

Doctor Do you have any other illnesses?

Stan Yes, I suffer from high blood pressure.

Doctor Do you smoke or drink?

Stan I don't smoke but I do drink.

Doctor Let me examine (you). I'll prescribe medicine that can be bought from a pharmacy. Don't forget to keep taking the medicine and get a lot of rest.

Stan Thank you.

Doctor With any luck you will get better quickly.

How the language works 1

1 *Sakit* means *ill* or *sick*. It is also used to express which part of the body feels painful or aching, or ill. The body part follows *sakit*:

Saya sakit perut. *I have a stomachache.*

In medical speak *sakit apa?* corresponds to *What seems to be the trouble?*

badan	<i>body</i>
kepala	<i>head</i>
rambut	<i>hair</i>
mata	<i>eye(s)</i>
bulu kening	<i>eyebrow(s)</i>
dahi	<i>forehead</i>
telinga	<i>ear</i>
hidung	<i>nose</i>
pipi	<i>cheek(s)</i>
mulut	<i>mouth</i>
bibir	<i>lips</i>
dagu	<i>chin</i>
léhér	<i>neck</i>
kerongkong	<i>throat</i>
bahu	<i>shoulder(s)</i>
dada	<i>chest</i>
perut	<i>stomach</i>
tangan	<i>hand(s)</i>
jari	<i>finger(s)</i>
ibu jari	<i>thumb</i>
paha	<i>thigh(s)</i>
betis	<i>calf/calves</i>
kaki	<i>leg/legs, foot/feet*</i>

* Malay does not make a distinction between legs and feet!

Exercise 1 Translate the following into Malay.

- He has a headache.
- Do you have an earache?
- My hand hurts.

Some other words for ailments you may find useful are:

ketakceraan *indigestion*

batuk *cough*

demam *feverish*

mabuk *dizzy*

muntah *to vomit*

2 In English we always say *to take medicine* but in Malay you usually say *to drink medicine*, *minum ubat* or, as in the dialogue, you can say *makan ubat*, literally *to eat medicine*.

3 This section deals with how to give commands in Malay. There are two types of commands: one tells someone to do something, *positive command* and the other tells someone not to do something, *negative command*.

To give someone a positive command simply state the verb for the action you wish completed:

Makan itu! *Eat that!*

There are certain factors to take into account regarding the form of the verb when giving commands. This is where an awareness of verb bases comes in useful. If the verb you want to make a command from is a *ber-* or a *me-* verb with a *verb* base, then the *ber-* or *me-* drops leaving just the base to use as the command form. For example:

bermain *to play* *ber-main*

Main di sana!

Play over there!

mencari *to look for* *men-cari*

Cari pekerjaan!

Look for a job!

If you make a command from a verb with prefix *me-* combined with suffix *-kan* then just the *me-* is removed leaving verb base + *-kan* as the command form. You have already met this form in expressions such as:

Tolong, buat kan tempahan *Please make me a reservation*
saya untuk esok. *for tomorrow.*

This comes from *membuatkan*, *to do something for someone*.

Masukkan orén dalam beg ini! *Put the oranges in this bag!*

This is from *memasukkan*, to *put (something) into*.

Jangan, which means *don't*, is used to form the negative command to tell someone not to do something. In the negative command, however, the prefixes *me-* and *ber-* should be retained when using **jangan**.

Jangan bermain di dalam rumah! *Don't play inside the house!*
Jangan memasangkan TV! *Don't turn on the TV!*

memasangkan (pasang n.) to turn on

Exercise 2 Try some commands!

- Take out the garbage!
- Run faster!
- Don't work all day long!
- Don't buy too much chocolate!

sampah garbage
sepanjang hari all day long

In informal spoken style, with both positive and negative commands these rules are broken for the sake of brevity and only the base of the verb (with any suffixes like *-kan*) is very often used.

Jangan pasangkan TV! *Don't turn on the TV!*
Jangan main di sini! *Don't play here!*
Jangan rokok di bilik tamu, ya? *Don't smoke in the living room, OK?*

As in the last example, you can add *ya?* to a command to soften it. Another way to reduce the force of a command is to add *-lah* to the verb. It is added directly to the verb or the adjective as a suffix. You should be aware that without it, your commands will have a distinctly forceful tone to them.

Bacalah! *Read!*

The suffix *-lah* is especially useful when making positive commands using adjectives. If you want to say *Be happy!*, you will remember that there is no verb *to be* in Malay so you just add *-lah* to the adjective.

Gembiralah! *Be happy!*

Malay often uses the passive form of the verb when making commands. This is due to a cultural necessity to avoid directness if possible, even when giving an explicit instruction.

Jangan dibuka pintu itu. Sejuk! *Don't open the door. It's cold!*

4 Talking about the weather.

Bagaimana cuacanya? *How's the weather?*

In Malay, people often refer to *keadaan cuaca*, *weather conditions* when talking about the weather, whereas in English we just say *weather*.

berawan	<i>cloudy</i>
berkabut	<i>foggy</i>
panas	<i>hot</i>
cerah	<i>bright</i>
beribut	<i>stormy</i>
berangin	<i>windy</i>
basah	<i>wet</i>
mendung	<i>overcast</i>
lembap	<i>damp, humid</i>
hujan	<i>raining</i>
renyai-renyai	<i>drizzle</i>
banjir	<i>flood</i>
taufan	<i>typhoon</i>

Musim is used to refer to *seasons* in Malay:

musim bunga	<i>spring</i>
musim panas	<i>summer</i>
musim luruh	<i>autumn</i>
musim sejuk	<i>winter</i>

Malay, however, only really has two seasons, dry and hot or wet and hot!

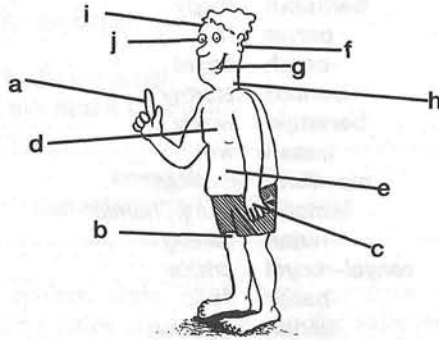
musim panas	<i>dry season</i>
musim hujan	<i>rainy season</i>

Understanding Malay

Exercise 3 Answer the following true/false questions based on the dialogue.

- Bila asmanya kembali, Stan tidak boleh tidur dan susah bernafas.
- Stan menghidap penyakit asma selama 3 tahun.
- Stan ada ubat sendiri yang selalu diminumnya.
- Stan tidak merokok dan tidak minum minuman keras.
- Stan masih menghidap penyakit darah tinggi.

Exercise 4 Match the number of the body part below to those indicated in the picture using the letters.



- perut
- telinga
- kepala
- paha
- dada
- jari
- léhér
- mata
- mulut
- tangan

Exercise 5 You will hear the week's weather forecast for Kuala Lumpur read by two announcers. As you listen, use the table overleaf to work out which weather forecast goes with which day of the week, using the times and descriptions as a guide. Write the day of the week below, in Malay. One of them is a red herring!

a	09.00 WINDY and SUNNY	18.00 WINDY and SUNNY	b	09.00 WINDY and SUNNY	18.00 WINDY and SUNNY
c	11.00 CLEAR and SUNSHINE	20.00 CLEAR SUNSHINE, DRIZZLE	d	09.00 CLOUDY	20.00 CLOUDY and SHOWERS
e	06.00 WET and HUMID	15.00 FAIR	f	08.00 WINDY	18.00 CLEAR SKIES
g	06.00 HEAVY RAIN	14.00 BRIGHT and SUNNY	h	09.00 HOT and BRIGHT	17.00 HOT and BRIGHT

nampaknya	it seems like, it looks like
bermain layang-layang	to fly kites
sinaran	ray

PART TWO

Dialogue

Tom is not feeling well.

Serena Tom, kamu kelihatan pucat. Ada apa? Apa kamu sakit?

Tom Ya...saya sakit perut dan rasa mual.

Serena Badan kamu panas, kamu demam. Mari kita ke doktor di klinik 24 jam.

Tom Tidak usah.

Serena Apa kamu salah makan?

Tom Saya rasa bukan.

Serena Kita harus ke sana. Kalau kamu sakit, kita tidak boleh pergi esok.

Tom Terpulang pada kamu. Saya ikut nasihatmu saja tapi saya rasa mabuk, tidak boleh berjalan.

Serena Saya akan telefon kawan saya, Nasha kalau dia boleh menghantar kita ke klinik.

(*On the phone.*)

Serena Helo, boleh saya bercakap dengan Nasha?

Orang 1 Nasha? Maaf, anda salah nombor.

Serena Oh, minta maaf.

(*Serena tries again.*)

Serena Helo! Boleh saya bercakap dengan Nasha?

Orang 2 Maaf. Dia dah keluar. Ini ibunya. Siapa yang bercakap ni?

Serena Ini Serena, kawan Nasha.

Orang 2 Anda nak tinggalkan pesanan?

Serena Tidak mengapa, terima kasih. Saya akan telefon lagi lain kali.

Orang 2 OK, Saya akan beritahu dia yang anda telefon. Selamat tinggal.

Serena OK. Baik kita naik teksi saja. Saya akan telefon untuk teksi.

(*The taxi arrives and takes Tom to the doctor's. Tom enters the doctor's surgery.*)

Doktor Selamat malam! Sakit apa?

Tom Perut saya sakit dan saya muntah-muntah terus.

Doktor Apa yang kamu makan atau minum.

Tom Saya cuma makan udang bercili dan minum air téh.

Doktor Hm...mungkin lauk cili itu terlalu pedas untuk anda. Sudah berapa lama rasa begini?

Tom Sejak 3 jam yang lalu.

Doktor Apa lagi yang anda rasa?

Tom Saya kerap buang air. Saya rasa lemah.

Doktor Mari saya periksa. Maaf. Anda ada sebarang alergi pada ubat?

Tom Ya saya alergi pada Augmentin.

Doktor Baik, saya akan ganti dengan ubat yang lain. Minum 3 kali sehari. Mudah-mudahan lekas sembuh dan jangan makan makanan pedas.

pucat	<i>pale</i>
ada apa?	<i>what's wrong?</i>
mual	<i>nauseous</i>
demam	<i>feverish</i>
tidak usah	<i>there's no need</i>
saya rasa bukan	<i>I don't think so</i>
terpulang pada kamu	<i>it's up to you, it's your decision</i>

nasihat	<i>advice</i>
mabuk	<i>drunk</i>
salah nombor	<i>the wrong number</i>
tinggalkan (tinggal v.)	<i>to leave (something)</i>
pesanan	<i>message</i>
tidak mengapa	<i>it's OK</i>
muntah-muntah	<i>to vomit</i>
terus	<i>to keep on (doing something)</i>
lauk	<i>food, dish</i>
kerap	<i>frequent</i>
buang air	<i>to urinate</i>
lemah	<i>feeble</i>
sebarang	<i>any</i>
alergi (pada)	<i>allergy (to)</i>
ganti	<i>to change</i>

Translation

Serena Tom, you look pale. What's up? Are you ill?

Tom Yes...I have a stomachache and I feel sick.

Serena Your body is cold, you're feverish. Let's go to the 24-hour doctor's clinic.

Tom There's no need.

Serena Have you eaten something that disagreed with you?

Tom I don't think so.

Serena We should go (there). If you are sick we can't go tomorrow.

Tom It's up to you. I'll just follow your advice, but I feel drunk. I can't walk.

Serena I'll phone my friend, Nasha (and see) if she can take us to the clinic.

(*On the phone.*)

Serena Hello, may I speak to Nasha?

Person 1 Sorry, you've got the wrong number.

Serena Oh, sorry.

(*Serena tries again.*)

Serena Hello! May I speak to Nasha?

Person 2 Sorry. She's already gone out. This is her mother. Who's speaking?

Serena This is Serena, a friend of Nasha's.

Person 2 Do you want to leave a message?

Serena It's OK, thanks. I'll phone again another time.

Person 2 OK. I'll tell her that you called. Bye.

Serena Bye. OK. Right we'll just take a taxi. I'll phone for a taxi.

(*The taxi arrives and takes Tom to the doctor's. Tom enters the doctor's surgery.*)

- Doctor** Good evening. What seems to be the trouble?
Tom I have a stomach ache and I keep on vomiting.
Doctor What have you been eating or drinking?
Tom I only ate chilli prawns and drank tea.
Doctor Hmm...maybe that chilli dish was too spicy for you. How long have you been feeling like this?
Tom For three hours.
Doctor What else do you feel?
Tom I am urinating frequently. I feel weak.
Doctor Let me examine (you). Excuse me. Are you allergic to any medicines?
Tom Yes, I am allergic to Augmentin.
Doctor Fine, I will change the medicine to another one. Take it three times a day. With a bit of luck you will recover quickly and don't eat spicy foods.

How the language works 2

1 Throughout the course you will have noticed that there are many expressions where a word is doubled, sometimes with a prefix added and sometimes with a vowel change in the second word. This is technically known as *reduplication*. So far, the only usage we have looked at gave you the information that the doubling of a noun is sometimes required to create a plural form (refer back to Unit 5).

Although there is no particular reason why reduplication occurs in certain expressions, such as **kupu-kupu**, *butterfly* there are three broad categories of (added) meaning that reduplicated expressions fall into:

- expressions of time
 - pagi-pagi** *early in the morning*
 - malam-malam** *late at night*
 - kadang-kadang** *sometimes*
 - sebenar-sebenar** *now and again*
 - sekali-sekala** *once in a while*
 - tiba-tiba** *suddenly*
- doing something in a leisurely way or with no particular goal in mind
 - duduk-duduk** *to sit about (relaxing)*
 - jalan-jalan** *to go out for a stroll, to 'hang around'*
 - lihat-lihat** *to browse*

cakap-cakap *to chat*, (this also means *by the way* in certain contexts)

- emphasis
 - kuat-kuat** *loudly*
 - lekas-lekas** *hurry up*
 - tergesa-gesa** *to be in a hurry*
 - terburu-buru** *to be in a hurry*
 - bermacam-macam** *different kinds of*
 - bersama-sama** *together*
 - cepat-cepat** *very quickly*
 - satu-satu** *one by one*
 - dua-dua** *two by two* etc.

2 Prefix/suffix **pe -an** and **per - an**. In some cases **pe- -an** (**per- -an**) nouns that are created from verb bases correspond to what are known as *verbal nouns* in English. That is, they end in *-ing* but are not expressing a continuous tense.

baca *to read*
 jual *to sell*
 beli *to buy*

pembacaan *reading*
 penjualan *selling*
 pembelian *buying*

Formed from a concrete noun, the **pe- -an** (**per- -an**) combination often creates a new noun that extends or augments the meaning of the original noun, which now becomes the base. Look at the following examples, noting the meanings of the original noun and the corresponding modified nouns.

gunung *mountain*
 sahabat *friend*
 bandar *city*
 pustaka *book**

pergunungan *mountain range*
 persahabatan *friendship*
 perbandaran *urbanized area*
 perpustakaan *library*

***pustaka** is an archaic word for book and **perpustakaan** is a collection of books, i.e. a *library*.

Some of the nouns created by **pe- -an** (**per- -an**) carry meanings that can be a little difficult to relate directly to the original base verb. When the meaning of both the base verb and the created noun are known, however, the link is easy to see, even if it sometimes requires a little lateral thinking as to how the meaning evolved:

menginap *to spend the night (somewhere)*
 membangun *to build*
 terbit *to appear*
 main *to play*

penginapan *inn*
 pembangunan *construction*
 penerbitan *publishing house*
 permainan *game*

Penginapan derives its meaning from *a place to spend the night* i.e. *an inn*.

In Unit 8 we met a few verbs that have different meanings when the prefix **me-** is attached, one of which was **bangun** which, when the prefix is added, means *to build*. The meaning of **pembangunan** is the noun derived from the prefixed verb **membangun**.

If you think of **penerbitan** as a place which makes things appear – i.e. be published, then the link between the verb and the noun becomes clear.

Exercise 6 Using what you know about **pe-** **-an** (**per-** **-an**) type nouns from the information given above, see if you can work out the meaning of the nouns in the right-hand column created from the noun (**a-d**) and verb (**e-i**) bases in the left-hand column.

a sekolah	<i>school</i>	persekolahan
b kampung	<i>village</i>	perkampungan
c rumah	<i>house</i>	perumahan
d kebun	<i>garden</i>	perkebunan
e cakap	<i>to chat</i>	percakapan
f periksa	<i>to examine</i>	pemeriksaan
g umum	<i>to announce</i>	pengumuman
h lawan	<i>to fight</i>	perlawanan
i cuba	<i>to try</i>	percubaan

3 Sound changes. You will have noticed that, when you encounter words with the **me-** or **pe-** prefixes, the base words these words are derived from sometimes look different from the base words themselves. This is because some base words undergo changes when they have the **me-** or **pe-** prefixes attached to them.

The rules are as follows:

- When **me-** or **pe-** are used as prefixes before **c**, **d** and **j** they become **men-** and **pen-** respectively:

cuci → mencuci	<i>to wash</i>
jemput → menjemput	<i>to pick up, to invite</i>
jual → penjual	<i>seller</i>
daki → pendaki	<i>climber</i>

- These prefixes also become **men-** and **pen-** before bases beginning with **t** but in this case, the **t** disappears:

terima → menerima	<i>to receive</i>
tangis → menangis	<i>to cry</i>
tarik → penarikan	<i>pull</i>
tari → penari	<i>dancer</i>

- **me-** and **pe-** become **mem-** and **pem-** before **b**:

buang → membuang	<i>to throw</i>
bungkus → membungkus	<i>to wrap up</i>
bantu → pembantu	<i>helper</i>
beritahu → pemberitahuan	<i>announcement</i>

- They also become **mem-** and **pem-** before **p** but the **p** disappears:

pinjam → meminjam	<i>to borrow</i>
pijak → memijak	<i>to step</i>
pilih → pemilihan	<i>election</i>
pandu → pemandu	<i>guide</i>

- **me-** becomes **meng-** and **pe-** becomes **peng-** before **g** or **h**:

ganti → mengganti	<i>to replace</i>
hidup → menghidupkan	<i>to turn on (an appliance)</i>
ganggu → pengganggu	<i>annoying</i>
habis → penghabisan	<i>conclusion</i>

- **meng-** and **peng-** are also used before **k** which disappears:

kira → mengira	<i>to count</i>
kirim → mengirim	<i>to send</i>
kenal → pengenalan	<i>identification</i>
kelas → pengelasan	<i>classification</i>

- **me-** and **pe-** become **meng-** and **peng-** before a vowel:

isi → mengisi	<i>to fill in</i>
ambil → mengambil	<i>to take</i>
urus → pengurus	<i>manager</i>
alam → pengalaman	<i>experience</i>

- **me-** becomes **meny-** and **pe-** becomes **peny-** before bases beginning with **s** but note that the **s** disappears:

sombong → menyombongkan	<i>to be proud</i>
sebut → menyebut	<i>to mention</i>
seberang → penyeberang	<i>crossing</i>
sewa → penyewaan	<i>renting out</i>

Exercise 7 How do you think these words will appear when the prefix shown in the left-hand column is added? (For some of the words a suffix has already been added to create a useful

word, the meaning of which is given in the right-hand column. The root appears in bold.)

a me-	terjemahkan	<i>to translate</i>
b me-	usik	<i>to tease</i>
c me-	sikat	<i>to comb</i>
d me-	bantah	<i>to argue</i>
e pe-	bangunan	<i>construction</i>
f pe-	serang	<i>attacker</i>
g pe-	segar	<i>stimulating</i>
h pe-	importan	<i>importation</i>

Using Malay

Exercise 8 Look at the pictures and write the word(s) for each illness.



Exercise 9 Over to you!

You (B) have gone to see a doctor (A) because you are having trouble with your eyes.

A Silakan duduk, Encik. Apa sakit dan apa masalah Encik?

B *My eyes are itching and pricking.*

A Sudah berapa lama?

B *For two days, since Sunday.*

A Kenapa boleh begini?

B *I'm allergic to dust, Doctor. At first my eyes were red, but after that (they became) swollen.*

A Mari saya periksa. Baiklah, tidak terlalu serius tetapi, saya beri anda dua jenis ubat, satunya ubat titis mata. Dititis tiga kali sehari. Mudah-mudahan anda cepat sembuh.

B *Thank you, Doctor.*

gatal	<i>itching</i>
perit	<i>pricking</i>
mulanya	<i>at first</i>
selepas itu	<i>after that</i>
bengkak	<i>swollen</i>
serius	<i>serious</i>
jenis	<i>type</i>
ubat titis	<i>drops</i>
dititis (titis)	<i>to be taken (lit. to be dropped)</i>

Pronunciation guide

Down 1 sekolah 3 tempat 6 enam 9 baru 11 nama 13 tidak 15 kedai 18 istimewa Across 2 empat 4 enak 5 mereka 7 sila 8 hebat 10 makanan 12 satu 14 suka 16 dua 17 tiga 19 lima 20 bilik 21 warna 22 pertama

Unit 1

1 a Saya John. Saya (berasal) dari England. b Saya Kylie. Saya (berasal) dari Australia. c Saya Fatimah. Saya (berasal) dari Malaysia. 2 a Sarah Leong – Singapura – mahasiswa b Huzaini – Indonesia – usahawan c Farah – Malaysia – penari d Safia – Brunei Darrusalam – pelancong 3 a T b F c T d T 4 a Ini kamus. b Dia usahawan. c Itu kopi. d Ini kedai. e Dia guru. f Ini air. 5 a Adakah ini kamus? b Adakah dia usahawan? c Adakah itu kopi? d Adakah ini kedai? e Adakah dia guru? f Adakah ini air? 6 Maaf... Adakah saudara ini Encik Salléh dari Malaysia? Ya, betul. Selamat datang ke England. Nama saya Robert Davies. Adakah anda dari syarikat perniagaan Singapore Seas Imports? Ya saya. Selamat berkenalan. Saya gembira dapat berkenalan dengan anda juga. Excuse me... Are you Mr Salleh from Malaysia? Yes, that's correct. Welcome to England. My name is Robert Davies. Are you from the Singapore Seas Exports Company? Yes, I am. Nice to meet you. I'm pleased to meet you too. 7 Maaf. Adakah saudara ini Puan Fauziah? Saya dari syarikat ABC Exports Business Company. Selamat datang ke England. Nama saya Mark Spencer. Begitu juga dengan saya.

Unit 2

1 a foto dia b hadiah meréka c jam tangan saya d gambar kita (or kami) 2 a Biar kita bercakap bahasa Melayu! b Biar kita pergi ke Ipoh! c Biar kita menunggu di luar!

3 a F b T c F d F 4 Dia sudah menulis surat. *He has written a letter.* Meréka sedang membaca akhbar. *They are reading a newspaper.* Dia mengajar bahasa Melayu. *She teaches Malay.* Saya sedang minum téh. *I am drinking tea.* Kami sedang menonton télévisyen. *We are watching TV.*

5 a Apakah ini semua bagasi anda? b Apakah mereka sedang menunggu di luar? c Apakah dia tersangkut dalam kesesakan lalu-lintas? d Apakah kami terlewat? 6 1 b 2 a 3 a 4 a 7 Maaf. Saya sedang sibuk. Ya. Bagus kalau begitu.

Unit 3

1 a orang Sepanyol b bahasa Cina c orang Scotland d orang Indonesia e bahasa Belanda f orang Amerika g orang New Zealand h bahasa Melayu i orang Singapura j bahasa Jepun 2 a bagasi berat b pakaian sukan c bilik tidur d teman guru bahasa Malaysia saya e guru bahasa Malaysia teman saya 3 a F b T c T d T 4 a Indonesian b fluently c English d It's too fast 5 a Dia tidak sopan. b Meréka tidak buta. c Kami tidak tinggal di Johor Bahru. d Itu bukan keréta saya. e Dia tidak gembira. 6 a bukan b tidak c tidak d tidak 7 a Dari mana dia masuk? b Di mana dia belajar? c Ke mana meréka membawa bagasi itu? d Dari mana kami datang? 8 a Berapa lama penerbangan dari London ke Singapura? b Berapa kali anda makan nasi? c Berapa lama kita menunggu? d Berapa lama dia tinggal di Malaysia? e Berapa kali dia telefon? 9 a Saya tidak pernah melihat film itu. b (Apakah/Adakah) kamu pernah (pergi) ke Melaka? c Kami pernah makan durian. d Dia pernah tinggal di Amerika. 10 a Mereka tidak tiba semalam. b Ini bukan penerbangan ke Kota Kinabalu. c Saya tidak bercakap bahasa Arab. d Isteri saya bukan orang Singapura. e Itu bukan orang utan. f Eman tidak keras kepala. 11 a Dia tidak orang Brazil. X Dia bukan orang Brazil. b Dia bukan pemain bola sepak. c Kami tidak bahagia. d Saya bukan bodoh. X Saya tidak bodoh. e Kelmarin mereka bukan datang. X Kelmarin meréka tidak datang. 12 a Apa khabar? b Bagaimana dengan penerbangan anda/saudara? c Apa anda (kamu, Encik, etc.) masih bujanga? d Siapa nama anda/saudara? e (Apakah/Adakah) anda/saudara pernah ke Miami? f Berapa lama meréka mahu tinggal di Miri? g (Apakah/Adakah) anda/saudara orang Malaysia/Singapura/Indonesia etc.)? 13 Apakah anda orang Malaysia? Apa khabar? Maaf. Siapa nama anda? Nama saya Stuart. Anda boleh panggil saya Stu. Jangan bimbang. Saya pernah belajar bahasa Malaysia di sekolah. Di mana anda tinggal? Bagaimana dengan Australia? Berapa lama anda tinggal di Canberra? Selamat bercuti!

Unit 4

1 a Sila(kan) menyanyi! b Sila(kan) bercakap bahasa Melayu!
 c Sila(kan) minum! d Sila(kan) menari e Sila(kan) masuk!
 2 a Sila(kan) memandu dengan berhati-hati! b Sila(kan)
 menulis dengan tepat! c Sila(kan) membaca dengan perlahan-
 lahan! 3 a T b F c F d T e F 4 David Teng is the best choice.
 He can use a computer, can speak English and has the longest
 time in sales and marketing. 5 a tahun (yang) lalu b bulan
 depan (hadapan/akan datang) c dua tahun yang lalu d minggu
 (yang) lalu e tadi petang / petang ini 6 a Dia sudah/Telah
 menulis b Meréka sedang menaip c Saya sedang
 bercakap/berbual d Dia sudah/Telah membaca e Kamu sedang
 belajar? / Apa / Apakah / Adakah kamu sedang belajar? 7 a iii
 b i c ii d iv 8 a doctor, jururawat b suri rumah tangga c
 tukang masak d arkitek e wartawan 9 Saya guru bahasa. Saya
 ada banyak pengalaman mengajar bahasa Inggeris dan saya
 fasih dalam tiga bahasa. Di Institusi Bahasa Antarabangsa.
 Dua ribu dolar, jika boléh. Bulan depan.

Unit 5

a Dia sedang tidur, bukan? *He's sleeping, isn't he? or She's
 sleeping, isn't she?* b Itu salah, bukan? *That's wrong, isn't it?*
 c Mereka bukan askar, bukan? *They aren't soldiers, are they?*
 2 a sangat gelap, gelap sekali b sangat luas, luas sekali c
 sangat bagus, bagus sekali d sangat kuat, kuat sekali e sangat
 penat, penat sekali 3 a cucu perempuan b mertua lelaki c
 anak saudara lelaki d kakak perempuan 4 a pukul tangannya
 b sekolah rendahnya c kebunnya d alat CDnya e Anak
 saudara perempuannya comel sekali. 5 a Kita / Kami (sedang)
 menunggu mereka. b Dia (sudah) menelefon saya.
 c Meréka (sudah) mengganggu dia. d Dia mencintainya. e Kita
 / Kami (sudah) pergi dengan mereka. 6 a Umur kembar saya
 empat tahun. b Angie berumur sembilan tahun. c Umur yang
 sulong tiga tahun. d Adik lelakinya berumur lima tahun.
 7 a T b F c T d F e F f T g T 8 1 a; 2 e; 3 b; 4 c; 5 d. 9 a
 kameramu
 b cermin matamu c kuncimu d pasportmu a Anak-anak
children (without a double plural this would mean 'child')
 b saudara perempuan c buku d filem-filem *films (without a
 double plural this would mean 'film')* e beg-beg *bags (without
 a double plural it would mean 'bag')* 11 a Dengan siapa
 b Daripada siapa c Untuk siapa d Kepada siapa 12 a Amir
 b Evon c Sue d Amir e Dev f Sue 13 a dapur b bilik tidur
 c bilik keluarga d bilik makan 14 a di belakang b di antara
 c di sebelah kanan d di depan e di sebelah kiri 15 Terima

kasih. Tak payah susah-susah. Ya, betul. Saya ada dua anak.
 Yang pertama tujuh tahun dan yang kedua empat tahun. Di
 mana dapur? Terima kasih. Bilik siapa itu?

Unit 6

1 a Ada kedai cenderamata. b Ada restoran-restoran
 tradisional. c Apa(kah) ada kuih-kuih yang lain di kedai ini?
 d Tidak ada hotél. e Apa(kah) ada keterangan/maklumat?
 f Apa(kah) ada pusat sukan? g Tidak ada balai seni. 2 a filem
 yang panjang dan bosan b anak yang bersemangat dan pandai
 c perjalanan yang panjang dan meletihkan d tempat
 peranginan yang meriah, ramai dan mahal e bilik yang besar,
 nyaman dan moden 3 a lima puluh empat b tujuh puluh lapan
 c lapan puluh satu d sembilan puluh sembilan 4 a Pukul
 tujuh. b Pukul empat setengah.
 c Pukul sembilan empat puluh lima minit. d Pukul sepuluh
 suku. e Pukul satu dua suku. 5 a Hari ini hari Jumaat. b Ésok
 hari Khamis. c Lusa hari Jumaat. d Ésok hari Khamis.
 6 a rumah yang dia bina b bandar yang kami lawat c gadis
 yang dulu bekerja di sini 7 a F b T c T d F e F 8 a Pukul
 empat setengah (4.30) b Pukul tiga empat suku (3.45)
 c Pukul tujuh lima puluh lima minit (7.55) d Pukul satu dua
 puluh minit (1.20) e Pukul enam lima minit (6.05) f Pukul dua
 belas setengah (12.30) g Pukul sembilan empat puluh lima
 minit (9.45) h Pukul tiga suku (3.15) 9 a Bunga apa ini?
 b Program apa itu? c Bahasa apa ini? 10 a Apa anda / saudara
 / kamu mahu lagi? b Saya harus / mesti mandi lagi. 11 a Dia
 bukan penari lagi. b Dia tidak kaya lagi. 12 a Kami hendak
 pergi ke Kelantan pada hari Ahad. b Di Poring ada banyak
 kemudahan seperti air panas, kolam renang dan restoran.
 c Dari pusat kota ke sana memakan masa dua jam. 13 a
 Pukul sebelas. b Pukul dua empat puluh minit (tengah hari).
 c Pukul dua belas sepuluh minit. d Hari Khamis. e Pukul lapan
 setengah. 14 Ya, saya ingin beberapa maklumat tentang Kuala
 Lumpur. Apa yang boléh saya lihat di sana? Ada hiburan
 malam yang sangat baik? Naik pesawat apa ke sana? Adakah
 termasuk makanan? Berapa harganya? Terima kasih atas
 maklumat anda.

Unit 7

1 a Kami sekelas ada ujian. b Dia *seumur* dengan saya.
 2 a Sampaikan salam saya kepada dia. b Sampaikan salam
 kami kepada Sue. c Sampaikan salam kami kepada meréka.
 d Sampaikan salam saya sekeluarga kepada meréka. 3 a T b F
 c F d T e F f T g F 4 1 c 2 d 3 f 4 e 5 a 6 b 5 a Meréka

(sudah) pergi berdua. **b** Kami bertiga bersahabat dengan baik. **c** Kami bersepuluh (sudah) mendaki Gunung Kinabalu. **6 a** drink **b** reply **c** toy **d** choice **e** purchase **f** entertainment **g** work **h** thought **7 a** No. 9 Jalan Melati – pukul 4 petang – Riana dan Ramona **b** Déwan Suria – 7 haribulan Jun – pukul 7 malam **c** Universiti Sains Antarabangsa – 9 haribulan Jun – pukul 10 pagi **d** 31 Disember – Khamis – pukul 8 malam **8** Terima kasih. Bilakah? Boléh. Saya tidak ada pekerjaan esok. Maaf kami tidak biasa. Terima kasih. Sehingga kita berjumpa lagi.

Unit 8

1 a (Maaf, tumpang tanya), bagaimana menuju ke hotél Mandarin Pacific? **b** (Maaf, tumpang tanya), Bagaimana boléh saya pergi ke KLIA? **c** (Maaf, tumpang tanya), bagaimana menuju ke Menara Genesis? **2 a** T **b** F **c** F **d** T **e** F **3 a** Taman Orkid **b** Tugu Negara **c** LRT Universiti **d** Zoo Negara **e** Hotel Milah **4 a** lurus, belok, menyeberang, antara **b** keluar, belok, terus, menyeberang, belakang **c** keluar, belok, lurus, sudut **5** Saya tersesat. Saya mahu pergi ke pejabat pos. Itu dekat stésen LRT? Boléh saudara tunjukkan di peta ini? Kita di mana sekarang? Terima kasih banyak-banyak.

Unit 9

1 a sembilan belas ribu empat ratus tiga puluh dua **b** dua juta lapan ratus enam puluh lima ribu tujuh ratus empat belas **c** tiga ribu seratus sembilan puluh tujuh **d** lapan juta enam ratus ribu seratus sebelas **e** dua puluh lima juta seratus lima puluh lima ribu enam ratus tiga belas **2 a** T **b** T **c** T **d** F **e** T **f** T **3** 1st Xiao Ling, 2nd Michael, 3rd Ravin (unless you win!) **4 a** Beratnya 56 kilo. **b** Tingginya 45 sentimeter. **c** Lebaranya 100 meter. **d** Dalamnya 2 meter. **e** Lamanya 7 jam. **5 a** to fast **b** to move **c** to have a family / to be married **6 a** to slice **b** to paddle **c** to tax **7 a** dua puluh lima juta **b** empat ribu seratus **c** sembilan belas lima puluh tujuh **d** dua juta **e** tiga belas **f** lima belas sebelas **g** sembilan belas sembilan puluh lapan **h** empat ratus lima puluh dua **i** dua ribu **j** tiga ratus enam puluh sembilan **k** sembilan puluh sembilan **l** seratus tiga puluh satu lapan ratus lima **m** lima ratus enam puluh tujuh **8** Selamat tengah hari. Boléh saya tukar dolar kepada ringgit? Tidak, dolar Singapura. Berapakah kadar pertukaran? 1.000 dolar. Tolong beri saya beberapa wang kecil.

Unit 10

1 a Berapa tambang(nya) ke Penang? **b** Berapa tambang(nya) dari Bangsar ke Klia? **2 a** tujuh bulan lagi **b** lima puluh lima minit lagi **c** tiga minggu lagi **3 a** dua kali setahun **b** tiga kali sehari **c** satu kali seabad **4 a** F **b** T **c** F **d** F **e** T **f** F **5 a** ii **b** i **c** vi **d** v **e** iii **f** vii **g** viii **h** iv **6 a** beg yang mana **b** idea yang mana **7** (possible answers) **a** nombor berapa **b** Boléh kami dapat **c** Tolong buat **d** Tolong hantarkan **e** Berapa **f** Berapa lama **g** tertinggal **h** Naik apa **8** Saya mahu beli tiket ke Melbourne. Kelas ekonomi. Minggu depan pada 15 September. Berapa tambangnya? Berapa lama penerbangan ke Melbourne dari Kuala Lumpur? Baik. Tolong buat tempahan atas nama Daniel Johnson. Boléh dapatkan saya tempat duduk dekat tingkap?

Unit 11

1 Bila lalu Rosa bercuti dengan sepupunya di Genting Highlands? Tahun lalu siapa bercuti dengan sepupunya di Genting Highlands? Tahun lalu Rosa bercuti dengan siapa di Genting Highlands? Tahun lalu Rosa bercuti dengan sepupunya di mana? **2 a** Does he eat? **b** What does he eat? **2a** Do you want to order? **b** What do you want to order? **3a** Do you read? **b** What do you read? **3 a** T **b** F **c** F **d** T **e** F **f** F **4** Answers will vary. **5 a** kesihatan *health* **b** keamanan *safety* **c** kebersihan *cleanliness* **d** kemudahan *ease* **e** keburukan *ugliness* **f** kenyamanan *pleasantness* **g** kebodohan *stupidity* **h** kesenangan *happiness* **6 a** Mereka akan berangkat ke England pada hari apa? **b** Yanti pergi ke mana dengan Siti. **c** Pertunjukan Ramayana mula pukul berapa? **d** Penerbangan dari Jakarta ke Kuala Lumpur berapa lama? **e** Bila mereka akan pergi bercuti ke Pulau Redang? **f** Orang tuanya sudah datang dari mana? **g** Kita boléh pergi dengan apa ke pusat bandar? **h** Bas Kuala Lumpur – Johor Bahru ada berapa kali sehari? **7** Ya. Saya ingin tinggal di sini untuk beberapa hari. Apakah masih ada bilik yang kosong? Berapa harganya satu malam? Apakah sudah termasuk sarapan pagi? Sehingga 10 hari bulan Disember. Boléh saya bayar dengan mata wang selain dolar Amerika? Boléh, sebentar. Apakah di sini ada sauna? Ia buka pada pukul berapa? Terima kasih.

Unit 12

1 a kedinginan *too cold* **b** kepanasan *too hot* **c** kesakitan *too sick* **d** kepahitan *too bitter* **e** kelaparan *too hungry* **f** ketinggian *too tall* **2 a** lebih daripada **b** lebih daripada **c** lebih daripada **3 a** lebih baik **b** paling murah **c** paling sulit

d lebih cantik e lebih ramai f lebih pedas g paling lapar h lebih panas i lebih kotor j paling kecil 4 a Patung itu dibuat daripada batu marmar. b Pasu ini dibuat daripada tanah liat. c Bola ini dibuat daripada getah. 5 a bertali l  h  r b bersarung tangan c berskirt d berbaju hujan e berseluar hitam f berkaca mata gelap g bertopi rotan 6 a F b F c F d T e T f F 7 a kemeja b tali l  h  r c jaket d seluar (panjang) e sarung kaki f kasut g blaus h skirt i kalung 8 a semurah b seberat c semalu 9 a sama miskinnya dengan b sama botaknya dengan c sama bergayanya dengan 10 a embarrassing b pleasing c satisfying d worrying e boring f frightening 11 a zirafah b kapal terbang c Ben d Pulau Sumatera e Saudi Arabia 12 a Rusia b Asia c China d Amazon e Gunung Kinabalu 13 a penuh dengan b kahwin dengan c bercakap dengan d sama dengan e dengan jip f bertanya dengan g kenal dengan h biasa dengan i berteman dengan 14 a topi-topi bambu b seluar batik RM50.00 24 c cincin p  rak d wayang RM75.00 kayu 15 Saya mahu membeli sesuatu untuk abang saya. Tali l  h  r ini dibuat daripada kain apa? Berapa harganya? Apakah itu harga yang tetap? Baiklah, saya nak dua dengan corak yang berlainan.

Unit 13

1 (possible answers) Saya mahu pesan (sepinggan) nasi gor  ng. Bol  h minta (sepinggan) nasi kerabu. Bol  h pesan (sepinggan) mi Hailam? Bol  h tambah lagi otak-otak? 2 a F b T c T d T e F f F 3 a Rosie: sat   ayam, rojak buah, popiah, sambal, bubur pulut hitam, wain putih; Sam: sat   ayam, pulut kuning, rendang, sambal, wain m  rah. b i to view the scenery ii if she could have the recipe iii 48 ringgit 4 a Saya mahu pesan laksa. Berapa harganya semangkuk? Jangan terlalu pedas. b Saya mahu pesan teh. Berapa harganya sebotol? Tolong jangan bubuh ais. c Saya mahu pesan nasi gor  ng. Berapa harganya sepinggan? Jangan bubuh telur. Tolong dibungkus. c Saya mahu pesan sat   kambing. Berapa harganya sepinggan? Bol  h minta setengah matang. 5 a kelonggaran b kepedasan c kesejukan d kehujan an e kecurian f kepanasan g ketinggalan 6 Untuk satu orang. Saya mahu pesan mi gor  ng. Apukah itu mengand ung udang? Bagus kalau begitu. Saya alergi kalau makan udang. Apa ada ais campur? Saya mahu pesan ais campur tanpa tape. Cukup itu saja. Berapa lama makanannya siap? Tidak apa-apa. Terima kasih.

Unit 14

1 a sedikit kopi b sedikit nasi goreng c beberapa resipi d sedikit pengetahuan e beberapa ikan keli 2 a lapan helai

kertas b sebuah betik c setangkai bunga mawar d empat ekor burung e tiga buah kamus 3 a F b T c T d F e F f T 4 a daging lembu, santan, cili, bawang merah, bawang putih, halia, ketumbar, lengkuas, serai, daun kunyit, daun salam. daun limau purut b 2 c 1 d ya e (kira-kira) 1 jam 5 a dicari b diperiksa c ditulis d dikirim e dihantar f dijemput 6 a Pakaian dicuci (oleh) kakak. b Sayuran dibeli (oleh) mereka. c Ubat harus diminum tiga kali sehari. d Pesakit disuntik (oleh) doctor. 7 a se  kor b sebuah c sebutir d sehelai e setangkai f sepucuk 8 a Saya mau beli ikan. Berapa harga sekilonya? b Saya mau beli lobak m  rah. Berapa harga sekilonya? c Saya mau beli whisky. Berapa harga sebotolnya? d Saya mau beli pisang. Berapa harga sekilonya? 9 a Saya mau beli daging lembu. b Dua kilo. Berapa harganya? c Tolong potong sekeping-sekeping. d Terima kasih.

Unit 15

1 a sukan kegemaran b bintang filem kesukaan / kesayangan c guru kesukaan / kesayangan d drama kegemaran e binatang kesukaan/kesayangan 2 a Teman wanita saya penggemar Leonado di Caprio. b Mer  ka penggemar makanan Cina. c Adik (Kakak) perumpuan Jani penggemar drama lipur lara. d Anda (Kamu / Saudara) penggemar bola s  pak, (bu)kan? 3 a F b T c F d T e F f T 4 a b b a c a d c 5 a Saya (sudah) belajar silat selama tiga minggu. b Dia tertarik dengan karat   sejak dia pergi ke Jepun. 6 a writer b helper c buyer d seller e guard f teacher g worker h runner 7 a 3 b 4 c 7 d 13 e 14 f 8 g 5 h 15 i 17 j 16 k 12 l 9 m 6 n 1 o 11 p 15 q 2 (possible sample sentences) Saya suka sekali membaca. Saya suka sekali berjemur. Saya suka sekali memasak. Saya suka fotografi. Saya tidak suka begitu menonton di panggung wayang. Saya kurang suka menari. 8 Saya paling suka membaca dan pergi bersiar-siar. Buku-buku psikologi, budaya dan sejarah. Tidak sangat, tapi saya suka sekali novel – novel karya Agatha Christie. Negara-negara di Asia teruataamanya Malaysia, Singapura, Brunei Darussalam, Indonesia, Jepun, China dan lain lain. Hm. Saya tidak begitu gemar sukan. Saya juga tidak suka.

Unit 16

1 a Dia sakit kepala. b Apakah/Adakah/Ada anda/kamu (etc.) sakit telinga? c Tangan saya sakit. 2 a Keluarkan sampah! b Lari lebih cepat! c Jangan bekerja sepanjang hari! d Jangan beli terlalu banyak coklat. 3 a T b F c T d F e T 4 1 e 2 f 3 i 4 b 5 d 6 a 7 h 8 j 9 g 10 c 5 a Khamis b red herring c Jumaat d Selasa e Ahad f Sabtu g Rabu h Isnin 6 a schooling b rural

area c accommodation d plantation e conversation
 f examination g announcement h fight/struggle i experiment
 7 a menterjemahkan b mengusik c menyikat d membantah
 e pembangunan f penyerang g penyegar h pengimportan
 8 a sakit gigi b batuk c demam d sakit kerongkong e sakit
 mata 9 Mata saya gatal dan perit. Sudah dua hari, sejak hari
 Ahad. Saya alergi pada debu, Doktor. Mulanya mata saya
 merah, tetapi selepas itu bengkak. Terima kasih, Doktor.

Unit 1, Exercise 2

- a Nama saya Kamal. Saya berasal dari Singapura. Saya seorang mahasiswa.
 b Nama saya Huzaini. Saya berasal dari Sumatera. Saya seorang usahawan.
 c Saya Farah. Saya berasal dari Malaysia. Saya seorang penari joget.
 d Saya Safia. Saya datang dari Brunei Darussalam. Saya seorang pelancong.

Unit 1, Exercise 6

- A Maaf... Adakah saudara ini Encik Salleh dari Malaysia?
 B Ya, betul.
 A Selamat Datang ke England. Nama saya Robert Davies.
 B Adakah anda dari syarikat perniagaan Singapore Seas Imports?
 A Ya, saya. Selamat berkenalan.
 B Saya gembira dapat berkenalan dengan anda juga.

Unit 3, Exercise 4

- Rani Siapakah nama anda?
 Interviewee Nama saya Eva, Eva Nyimas.
 Rani Anda berasal dari Malaysia?
 Interviewee Tidak, saya berasal dari Sumatera di Indonesia.
 Rani Anda bertutur dengan lancar dan jelas sekali. Boléhkah anda bertutur dalam bahasa Cina?
 Interviewee Maaf, boléh Puan tolong ulangi sekali lagi. Saya tidak begitu faham. Puan bertutur dengan lancar dan lembut.
 Rani Boléhkah anda bertutur dalam bahasa Cina?
 Interviewee Tidak, saya hanya boléh bertutur dalam bahasa Indonesia, Melayu dan Inggeris saja.

Unit 5, Exercise 8

- 1 Nama saya Dayang Suhaila belum berkahwin dan berasal daripada keluarga besar. Ibu dan ayah saya pegawai kerajaan. Saya ada tiga adik-beradik, dua adik lelaki dan seorang kakak. Mereka semua sudah bekerja. Seorang adik saya, pelajar. Adik saya yang bongsu berumur empat tahun dan belum bersekolah.
- 2 Saya Gerald, duda dengan dua orang anak. Saya sudah bercerai tiga tahun yang lalu. Anak saya Anna tujuh tahun dan Betty sepuluh tahun. Mereka berdua murid di sekolah rendah.
- 3 Saya bernama Chan, pengurus di syarikat swasta di Singapura. Isteri saya seorang peréka fesyen di syarikat pakaian kanak-kanak. Anak saya dua orang, seorang lelaki dan seorang perempuan. Justin berumur lapan tahun dan May Li berumur enam tahun.
- 4 Saya Danial, masih bujang berasal daripada keluarga kecil. Saya menuntut di Universiti Sains Malaysia, Pulau Pinang. Saya anak tunggal. Ibu saya sibuk bekerja di butik dan ayah saya seorang pensyarah.
- 5 Saya bernama Vera dari Sabah. Saya sudah berkahwin tapi belum mempunyai anak. Saya tinggal dengan mertua saya.. Suami saya mekanik di sebuah bengkel keréta. Saya tukang jahit baju.

Unit 8, Exercise 3

- a **A** Maaf Encik, boleh tumpang tanya. Di mana Taman Orkid Kuala Lumpur?
B Kira-kira 200 meter dari sini, dekat Taman Burung. Jalan terus sampai ke satu persimpangan, kemudian belok kanan.
A Terima kasih.
- b **A** Tumpang tanya, Encik. Di mana Tugu Negara Malaysia?
B Oh, Tugu Negara, maksud cik?
A Ya. Betul.
B Dari sini jalan terus sampai ke lampu isyarat, kemudian belok kiri. Tugu Negara terletak dekat Bangunan Parlimen.
- c **A** Maaf, Encik. Di mana Stésen LRT Bangsar?
B Dekat sini tidak ada Stésen LRT Bangsar, yang ada Stésen LRT Universiti di sebelah blok-blok kondominium itu.
A Terima kasih, Encik. Stésen LRT Universitilah yang saya maksudkan.
- d **A** Boleh tumpang tanya, Encik. Di mana Zoo Negara ?
B Maaf, saya tidak tahu. Saya bukan dari sini. Cuba tanya di kedai buku di seberang jalan?

A Terima kasih.**A** Maaf, Encik. Di mana Zoo Negara?**C** Jalan terus sampai ke hujung jalan ini. Ia terletak dekat Akuarium Tunku Abdul Rahman.e **A** Maaf, Encik. Bagaimana jalannya ke Hotél Vistana?**B** Mana? Hotél Vistana?**A** Ya, Vistana. Nanti dulu, Encik, saya tersilap. Maksud saya Hotél Milah.**B** Hotél Milah? Oh, jalan terus saja ikut jalan ini sampai ke bulatan, kemudian belok kanan. Hotél Milah ada di sebelah Plaza Raya.**Unit 9, Exercise 3**

The numbers called out in the lottery game (in this order) are: 47, 18, 56, 13, 6, 69, 43, 85, 50, 16, 63, 94, 61, 30, 28, 72, 9, 11, 83, 24, 58, 77, 38, 20, 59, 41, 12, 22, 34, 17, 29, 10, 98, 70, 32, 79, 37, 91, 7, 36, 21, 87, 3, 52, 60, 99, 93, 25, 66, 45.

Unit 13, Exercise 3**Pelayan** Selamat malam. Meja untuk dua?**Sam** Ya. Boleh ada meja dekat tingkap? Saya suka pemandangan tasik.**Pelayan** Tentu, Encik. Sila ikut saya. Ini menunya. Satu untuk puan dan ini untuk tuan. Saya akan kembali apabila tuan dan Puan sudah sedia.**Rosie** Wow! Saya lapar sekali.**Sam** Saya juga. Saya berselera untuk makan.**Rosie** Mudah-mudahan ada sate kambing. Eh, lihat ada ni. Saya dengar saté kambing di sini terkenal.**Pelayan** Apakah puan dan tuan sudah bersedia?**Sam** Kamu ada yang siap dipesan?**Rosie** Ya.**Sam** Boleh saya pesan sate ayam dan pulut kuning? Hm...tunggu sebentar. Boleh saya pesan rendang juga?**Pelayan** Saté ayam, pulut kuning, rendang daging dan untuk puan pula?**Rosie** Hm, saya mahu saté kambing dan e...**Pelayan** Oh maaf, Puan. Saté kambing sudah habis, yang ada hanya saté ayam. Lazat sekali. Ini resipi kami sendiri.**Rosie** Sayang sekali. Saya benar-benar ingin makan saté kambing, tetapi tidak mengapa. Tentu saté ayam juga sedap.**Pelayan** Satu set saté ayam, dan yang lain?**Rosie** Ya, saya mahu rojak buah.**Pelayan** Saté ayam, rojak buah. Itu saja?

- Rosie** Um, saya juga mahu popiah.
Pelayan Baik, jadi saté ayam, rojak buah dan popiah.
Sam Apakah makanannya diberi sambal?
Pelayan Maaf, harus dipesan berasingan.
Sam Tolong beri sambal untuk dua orang.
Pelayan Baik. Mahu pesan minuman apa?
Sam Ya, segelas wain merah untuk saya dan bagaimana dengan kamu, sayang?
Rosie Saya juga, sama.
Pelayan Baik, jadi dua gelas wain mérah.
Rosie Tunggu sebentar, saya dah tukar fikiran. Boléh segelas wain putih untuk saya?
Pelayan Tidak masalah. Satu gelas wain putih.
Pelayan Bagaimana makanannya, Puan?
Rosie Lazat sekali, terima kasih, terutamanya saté ayam. Saya belum pernah merasakan saté ayam yang selazat ini. Apakah resipinya?
Pelayan Maaf, Puan. Itu rahsia chef. Saya tidak boléh beritahu. Nak pesan pencuci mulut?
Sam Saya sudah kenyang. Kamu nak cuba?
Rosie Ya. Ada bubur pulut hitam?
Pelayan Ya, ada. Satu mangkuk bubur pulut hitam?
Rosie Ya.
Sam Boléh beri bilnya sekali?
Pelayan Tentu, Encik. Ini bilnya.
Rosie Berapa jumlahnya?
Sam RM48.00.
Rosie Murah sekali, ya?

Unit 16, Exercise 5

Ini Ramalan cuaca sepanjang minggu ini untuk Kuala Lumpur, Malaysia.

- Juruhebah 1 kepada Juruhebah 2** Nampaknya cuaca sepanjang minggu ini adalah panas dan lembap.
Juruhebah 2 Ya, betul kata kamu.
Juruhebah 1 Cuaca pada hari Isnin adalah panas and cerah sepanjang hari.
Juruhebah 2 Cuaca pada hari Selasa adalah berawan dengan hujan pada lewat tengah hari dan malam.

Juruhebah 1

Juruhebah 2

Juruhebah 1

Juruhebah 2

Juruhebah 1

Hujan lebat dijangka turun pada awal pagi Rabu dan pada masa yang lain cerah dan bermatahari.

Cuaca pada hari Khamis adalah cerah dan berangin. Sesuai sekali untuk bermain layang-layang.

Cuaca pada hari Jumaat, cerah dengan sinaran matahari sepanjang hari dan hujan renyai-renyai pada sebelah malam.

Cuaca pada hari Sabtu adalah berangin dan langit cerah sepanjang hari.

Cuaca pada hari Ahad adalah basah dan lembap pada awal pagi dan pada masa yang lain baik.

- beli *to buy*
 belian (beli v.) *purchases, items purchased*
 belikan (beli v.) *to buy (something for someone)*
 belok *to turn*
 belok kanan *turn right*
 belum *not yet*
 belum berkahwin *not married*
 benar *true, it's true, really*
 benci *to hate*
 bengkak *swollen*
 béngkel *workshop*
 benua *continent*
 berada (ada v.) *to be (at a place)*
 beradik *brothers and sisters*
 berakal (akal n.) *to be intelligent*
 berakhir (akhir a.) *to finish*
 beranak (anak n.) *to have children*
 berangin (angin n.) *(to be) windy*
 berangkat (angkat v.) *to leave for*
 Berapa? *How many?, How much?*
 Berapa banyak? *How much?, How many?*
 Berapa harganya? *How much is the cost?*
 Berapa jam? *How many hours?*
 Berapa kali? *How many times?*
 Berapa kilo? *How many kilos?*
 Berapa lama? (For) *how long (time)?*
 Berapa malam? *How many nights?*
 Berapa panjang? *How long (distance)?*
 Berapa tambangnya? *What's the fare?*
 Berapa tinggi? *How tall?*
 Berapakah? *How many?*
 Berapakah umur? *How old?*
 berasingan (asing a.) *separately*
 berat *heavy, weight*
 beratnya *it weighs*
 berawan (awan n.) *to be cloudy*
 berbaju (baju n.) *to wear a dress*
 berbatu (batu n.) *to be made of stone*
 berbelanja (belanja v.) *to spend*
 berbeza (beza v.) *different*
 berbeza dengan *different from*
 berbincang (bincang v.) *to discuss*
 berbual dengan *to chat*
 berbuat (buat v.) *to do*
 bercakap (cakap v.) *to speak*
- bercakap (cakap v.) *with to talk to*
 bercerai (cerai v.) *to be divorced, to get divorced*
 bercuti (cuti n.) *to be on holiday*
 berdebar (debar n.) *to throb, to palpitate*
 berdiri (diri v.) *to stand, to stand up*
 berdua *both*
 berduri (duri n.) *(to be) spiky*
 beréhat (rehat v.) *to rest*
 berenang (renang v.) *to swim*
 bergaul (gaul v.) *to socialize, to spend time together*
 bergaya (gaya n.) *(to be) stylish*
 bergerak (gerak n.) *movement*
 bergurau (gurau n.) *to joke*
 berhati (hati v.) *careful*
 berhenti (henti v.) *to stop*
 berhubung (hubung n.) *to communicate*
 beri *to give*
 beribadat (ibadat n.) *to worship*
 beribut (ribut n.) *(to be) stormy*
 berikan (beri v.) *to bring, to give (someone) (something)*
 beristeri *to have a wife (i.e. to be married)*
 berita *news*
 beritahu *to inform*
 beritahu (tahu v.) *to inform, to tell*
 berjalan (jalan n.) *to walk*
 berjalan kaki *go on foot*
 berjaya (jaya n.) *to succeed*
 berjemur (jemur v.) *sunbathing*
 berjenaka (jenaka n.) *to joke around*
 berjoging (joging n.) *to go jogging*
 berkabut (kabut n.) *foggy*
 berkahwin (kahwin v.) *married*
 berkebayu (kebaya n.) *sutera to wear a silk kebaya*
 berkebun (kebun n.) *gardening*
 berkeluarga (keluarga n.) *to have a family/to be married*
 berkémah (khemah v.) *camping*
 berkicap (kicap n.) *to have soy sauce in it*
 berkilat (kilat n.) *to shine, to glimmer*
 berkumpul (kumpul v.) *to gather, to hang out*

- berlainan (lain a.) *with different from*
 berlalu (lalu v.) *to pass*
 berlari (lari v.) *to run*
 berlatih (latih v.) *to train*
 berlepas *to take off*
 berlepas (lepas v.) *departure, to depart*
 bermacam *different kinds of*
 bermain (main v.) *to play*
 bermain bola sepak *to play football (soccer)*
 bermain computer *to play on the computer*
 bermain laying *to fly kites*
 berminat (minat n.) *to be interested in*
 bermula (mula v.) *to begin*
 bernafas (nafas n.) *to breathe*
 bernama (nama n.) *to be called*
 bernasib (nasib n.) *to be lucky*
 berpakaian (pakai v.) *to dress, to get dressed*
 berpakaian kemas *to dress well*
 berpendapat (pendapat n.) *to be of the opinion*
 berpuasa (puasa n.) *to fast*
 bersahabat (sahabat n.) *to be friends*
 bersahabat dengan baik *to be good friends*
 bersama *together*
 bersara *to retire, retired*
 bersarapan (sarapan n.) *pagi to have breakfast*
 bersedia (sedia a.) *to be ready to, to be willing to*
 bersejarah (sejarah n.) *historical*
 bersekolah (sekolah n.) *to go to school*
 berseléra (selera n.) *untuk to have an appetite for*
 bersemangat (semangat n.) *enthusiastic, keen*
 bersiar *travelling*
 bersih *clean*
 bersukan (sukan n.) *to play sport*
 bertanya (tanya v.) *to ask*
 bertanya dengan *to ask*
 berteman (teman n.) *to be with a friend (i.e. to have a friend)*
 berteman dengan *to be friends with*
- bertemu (temu v.) *to meet*
 bertiga *three of us*
 bertolak (tolak v.) *to depart*
 bertukar (tukar v.) *to change*
 bertutur (tutur n.) *to speak*
 berwarna (warna n.) *to be coloured*
 bésok *tomorrow*
 betik *papaya*
 betis *calf, calves*
 betul *really, really*
 betul sekali *quite right*
 beza *to differ*
 biar *let, allow*
 Biar saya bantu. *Let me help.*
 biasa *to be used to, usual*
 biasanya *usually*
 bibir *lips*
 bidang *field (i.e. of expertise, etc.)*
 bil *bill, check*
 Bila? or Bilakah? *When?*
 bila masa *anytime*
 bilik *room*
 bilik guru *staff room*
 bilik kosong *vacancies*
 bilik mandi *bathroom*
 bilik penghubung *connecting rooms*
 bilik standard *standard room*
 bilik tamu *guest room*
 imbang *to be anxious, worry*
 bina *to construct, build*
 binatang *animal*
 bincang *to discuss*
 biola *violin*
 biologi *biology*
 bir *beer*
 biri *lamb*
 biro pengiklanan *advertising bureau*
 biru *blue*
 biskut *biscuit*
 bisnes *business*
 blaus *blouse*
 bodoh *stupid*
 bola *ball*
 bola keranjang *basketball*
 bola sepak *football (soccer)*
 bola tampar *volleyball*
 boléh *can, be allowed to*
 Boléh beri saya...? *Could you give me...?*

Boléh saya dapatkan...? <i>Could I have...? Could you give me...?</i>	bujang <i>single</i>
Boléh saya dapatkan...? <i>May I have...?</i>	bukan <i>no</i>
Boléh saya minta...? <i>May I request...?</i>	bukit <i>hill</i>
Boléh saya tahu? <i>Could you let me know?</i>	buku <i>book</i>
Boléhkah anda bercakap dengan lebih kuat? <i>Could you speak more loudly, please?</i>	bulan <i>month</i>
Boléhkah anda bercakap dengan lebih perlahan? <i>Could you speak more slowly, please?</i>	bulatan (bulat a.) <i>roundabout</i>
Boléhkah anda tolong éjakan? <i>Could you spell, it please?</i>	bulu kening <i>eyebrow</i>
Boléhkah anda tolong tuliskan? <i>Could you write it down, please?</i>	bunga <i>flower</i>
Boléhkah anda ulangi sekali lagi? <i>Could you repeat that, please?</i>	bunga mawar <i>rose</i>
bongsu <i>youngest</i>	bungkus <i>to wrap up</i>
borang <i>form, document</i>	bungkusan (bungkus v.) <i>present, parcel</i>
bos <i>boss</i>	buruk <i>ugly</i>
bosan <i>bored</i>	burung <i>bird</i>
botak <i>bald</i>	buta <i>blind</i>
botol <i>bottle</i>	butik <i>boutique</i>
brosur <i>brochure</i>	butir <i>counter for small, round objects</i>
buah used for large objects such as houses, cars, lorries, ships, refrigerators, computers, etc.	butir peribadi <i>curriculum vitae, personal details</i>
buah belimbing <i>star fruit</i>	cadang <i>to suggest</i>
buah durian <i>durian fruit</i>	cadangkan (cadang v.) <i>to recommend, to suggest (to someone)</i>
buang <i>to discard, to throw</i>	cakap <i>to chat</i>
buang air <i>to urinate</i>	campur <i>mix</i>
buat <i>to do, to make</i>	cantik <i>beautiful</i>
buatan tangan <i>hand-made</i>	cap <i>printed</i>
buatlah <i>make</i>	cara <i>way, method</i>
buatlah seperti rumah sendiri <i>make yourself at home</i>	cara berjalan <i>gait</i>
bubuh <i>to put, to place, to add</i>	cara membuat <i>method, directions, instructions</i>
bubuh garam secukup rasa <i>add salt to taste</i>	cari <i>to look for</i>
bubur <i>porridge</i>	cawan <i>cup</i>
bubur ayam <i>rice porridge with chicken</i>	cemas <i>worried</i>
bubur pulut hitam <i>black glutinous rice sweet porridge</i>	cepat <i>quickly</i>
budak <i>child</i>	cenderamata <i>souvenir</i>
budaya <i>culture</i>	cepat <i>quickly</i>
bufet <i>buffet</i>	cerah <i>bright</i>
	cerai <i>to divorce</i>
	cerita <i>story</i>
	ceritakan (cerita n.) <i>to tell</i>
	cermin mata <i>spectacles</i>
	chef <i>chef</i>
	China <i>China</i>
	cicir <i>to spill</i>
	cili <i>chilli</i>
	cinta <i>love</i>
	comel <i>cute</i>
	corak <i>pattern, design</i>

cucua *weather*
 cuba *to try*
 cuci *to wash*
 cucu *grandchild, grandson, granddaughter*

cukai *tax*
 cukup *enough*
 cuma *only*
 cuti *holiday, leave*

dada *chest*
 daftar *list*
 daftar masuk *check-in*
 daging *eat, meat*
 daging lembu *beef*
 dagu *chin*
 dah *already (short for sudah)*
 dahi *forehead*
 dahulu *before, formerly, previous*
 daki *to climb*
 dalam *in*
 dalam masa 30 minit lagi *in another 30 minutes*
 dalam transit *in transit, stop over*
 damai *peaceful*
 dan *and*
 Dan anda pula bagaimana? *And how about you?*
 dan lain *and so on*
 dangdut *traditional Malay and Indonesian music*
 dapat *to be able*
 dapatkan (dapat v.) *to get*
 dapur *kitchen*
 darah *blood*
 dari *from*
 Dari mana...? *Where from...?*
 daripada *from, than (in comparisons)*
 datang *to come*
 datang ke *to come over (to a place)*
 datanglah *please come, come over*
 datuk *grandfather*
 daun *leaf*
 daun bawang *spring onions*
 daun kunyit *saffron leaf*
 daun limau purut *kaffir lime leaf*
 daun purut *kaffir lime leaf*
 daun salam *bay leaf*
 dayung *paddle*

debar *palpitation*
 dekat *close, near*
 demam *feverish*
 dengan *with*
 dengan baik *well*
 dengan baik sekali *very well*
 dengan bas *by bus*
 dengan fasih *fluently*
 dengan kereta *by car*
 dengan lebih perlahan *more slowly*
 dengan pantas *quickly*
 dengan secepat mungkin *as soon as possible*
 dengan telefon *by phone*
 dengar *to hear*
 depan *in front of*
 desa *village*
 destinasi *destination*
 dewan *hall*
 dewan sekolah *school hall*
 dhal kari *Indian lentil curry*
 di atas nama *under the name(s) of*
 Di jalan mana? *On what street?*
 di luar *outside*
 di luar negeri *abroad*
 di mana *where*
 di samping kiri *on the left-hand side*
 di sebelah *next to*
 di sebelahnya *next to it*
 di seberang jalan *across the road*
 di sini *here*
 dia *he/she*
 dibina (bina v.) *to be built*
 dibuat (buat v.) daripada *to be made of*
 dibuka (buka v.) *to be opened*
 dibungkus (bungkus v.) *to be wrapped up (i.e. to take away)*
 dicampur (campur v.) *to be mixed*
 dicari (cari v.) *to be looked for*
 didik *to educate*
 digabung (gabung n.) *to be combined*
 digunakan (guna v.) *to be used*
 dihabiskan (habis v.) *to be spent*
 dihidang (hidang v.) *to be served*
 dihidangkan (hidang v.) *served*
 diimport dari *to be imported from*
 dijual *sold out*
 dikenali (kenal v.) sebagai *known as*

dilarang (larang v.) *it is forbidden, not allowed*

dilarang merokok *no smoking*

dimakan (makan v.) *to be eaten*

dinding *wall*

dingin *cold*

dipakai (pakai v.) *to be used*

diperlukan (perlu v.) untuk *needed for*

dipesan (pesan v.) *to be ordered*

diri *to stand*

Disember *December*

diskaun *discount*

disko *disco*

ditelan (telan v.) *to be swallowed*

ditimbang (timbang v.) *to be weighed*

dititis (titis n.) *to be taken*

dodol *a sticky, chewy sweet*

doktor *doctor*

doktor gigi *dentist*

dolar *dollar*

drama *drama, play*

drama lipur lara *soap opera*

dua *two*

dua dua *two by two*

dua hari yang akan datang *the day after tomorrow*

dua hari yang lalu *the day before yesterday*

dua minggu *two weeks*

dua puluh *twenty*

dua ribu *two thousand*

duda *widower*

duduk *to sit about (relaxing), seat*

duduk dekat tingkap *window seat*

dulu *before, formerly*

dunia *world*

duri *spike, thorn*

durian (duri n.) *a thorny kind of fruit*

duta *ambassador*

ekonomi *economy*

ekor *tail*

e-mel *e-mail*

empat *four*

empat puluh *forty*

enam *six*

Encik *Mr*

esok *tomorrow*

faham *understanding, to understand*

fasih *fluent*

Februari *February*

feri *ferry*

fesyen *fashion*

fikir *to think*

fikiran (fikir v.) *thought*

filem *film*

filem seram *horror movie*

filem yang penuh aksi *action film*

film televisyen *TV film*

fish *ikan*

floor *storey*

foto *photo*

fotografi *photography*

gabung *to join*

gado *vegetable salad with peanut sauce*

gagal *fail*

gaji *salary*

gambar *picture*

gambaran *description*

ganggu *to bother, disturb*

ganti *to change*

garam *salt*

garang *lurid*

garfu *fork*

gatal *itching*

gaul *to mix*

gaya *style*

gayung *scoop*

gelang *bracelet*

gelang tangan *bracelet*

gelap *dark*

gelas *glass*

gemar *to be fond of*

gembira *happy*

Gembira bertemu dengan saudara.

Glad to meet you.

Gembira dapat bertemu dengan...

Pleased to meet...?

gendang *drum*

geografi *geography*

gerai *stall*

gerak *movement*

getah *rubber*

gigil *to shiver*

gitar *guitar*

goreng *fried*

gula *sugar*

guna *to use*

gunting *scissors*

gunung *mountain*

gurau *joke*

guru *teacher*

guru besar *head teacher, senior*

lecturer

habis *run out of, finished, to finish*

hadap *to face*

hadiah *gift, present*

hadir *to attend*

halia *ginger*

halus *delicate, fine*

hampir *almost*

hampir sepanjang masanya *almost all the time*

hantarkan (hantar v.) saya ke... *take me to...*

hanya *only*

harap *hopefully*

harap kamu berjaya *I wish you luck, I hope you succeed*

harapkan (harap v.) *to hope, to expect*

harga *price, cost*

harga tetap *fixed price*

hari *day*

hari ini *today*

harian *daily*

harus *should*

haus *thirsty*

helai *counter for flat objects*

helo *hello*

hendak *to want, to desire to*

henti *to stop*

hiasan *decoration*

hibur *to entertain*

hiburan (hibur v.) *entertainment*

hidang *to serve*

hidangan (hidang v.) *dish, i.e. food*

hidangan istimewa (culinary)

specialities

hidap *to suffer from*

hidung *nose*

hidup *life, alive*

hijau *green*

hingga sampai *until you reach*

hitam *black*

hitung *count*

hobi *hobby*

hospital *hospital*

hotél *hotel*

hubung *joint, connection*

hubungan (hubung n.) *connection*

hubungan masyarakat *human*

relationship

hubungi (hubung v.) *to contact*

hujan *raining*

hujung *end*

ia *it*

iaitu *namely, that is to say*

ibadat *religious worship*

ibu *mother*

ibu jari *thumb*

ijazah *degree, diploma, permission*

ikan *fish*

ikan keli *catfish*

iklan *advertisement*

ikut *to follow*

import *to import*

inap *to spend the night*

indah *beautiful*

ingat *to remember*

ingin *to want*

ini *this/this is*

inilah sifat lelaki! *typical man!*

inspirasi *inspiration*

Institusi Pengajian Tinggi *Institute of*

Higher Education

ipar *brother/sister-in law*

isi *content, to fill in*

isikan (isi n.) *to fill in*

Isnin *Monday*

isteri *wife*

istimewa *special*

isyarat *signal*

Itali *Italy*

itik *duck*

itu *that*

jadi *to be, to become, so*

jaga *to awake*

jagung *maize*

jaket *jacket*

jala <i>net</i>	jumpa janji <i>to go dating</i>
jalan <i>to go out for a stroll, to 'hang around', street</i>	Jun <i>June</i>
jalan kaki <i>to go on foot</i>	jurufoto <i>photographer</i>
jalan raya <i>main road</i>	jurugambar <i>photographer</i>
jalan terus <i>keep walking</i>	jurujual <i>vendor</i>
jam tangan <i>watch</i>	jururawat <i>nurse</i>
jambu <i>guava</i>	jurutera <i>engineer</i>
jamu <i>to give a feast to</i>	
janda <i>widow</i>	kabut <i>fog</i>
jangan <i>don't</i>	kacang <i>peanut</i>
jangan bimbang <i>don't worry</i>	kad kredit <i>credit card</i>
jangan lupa <i>don't forget</i>	kad nama <i>business card</i>
jangan lupa untuk... <i>don't forget to...</i>	kadang-kadang <i>sometimes</i>
jangan malu, malu <i>don't be shy</i>	kadar pertukaran <i>exchange rate</i>
jangan risau <i>don't worry</i>	kahwin <i>to marry, married</i>
jantina <i>sex</i>	kahwin dengan <i>to get married to</i>
jantung <i>heart</i>	kain <i>cloth, material</i>
Januari <i>January</i>	kain sarung <i>sarong</i>
jari <i>finger</i>	kakak <i>older brother/sister</i>
jari kaki <i>toe</i>	kaki <i>leg, foot</i>
jas <i>suit</i>	kalau <i>if, when</i>
jauh <i>far</i>	kalau begitu <i>in that case</i>
jauh dari sini <i>far from here</i>	kalau saya tidak silap <i>if I'm not mistaken</i>
jawab <i>to reply</i>	kalau suka <i>if you want</i>
jawapan (jawab v.) <i>answer</i>	kalung <i>necklace</i>
jaya <i>victory, success</i>	kambing <i>goat, mutton</i>
jelak <i>fed up, bored</i>	kamera <i>camera</i>
jelas <i>clear</i>	kami <i>we</i>
jemput <i>to pick up, fetch, invite</i>	kampung <i>village</i>
jemputan (jemput v.) <i>guests, invitation</i>	kampus <i>campus</i>
jemur <i>to sunbathe</i>	kamu <i>you</i>
jenaka <i>banter</i>	kamus <i>dictionary</i>
jenis <i>type</i>	Kanada <i>Canada</i>
Jepun <i>Japan</i>	kapal <i>ship</i>
Jerman <i>Germany</i>	kapal terbang <i>plane</i>
jika <i>if, when</i>	kapas <i>cotton</i>
jika boleh <i>if possible</i>	karaté <i>karate</i>
jingga <i>orange</i>	kari <i>curry</i>
Joget <i>a traditional dance</i>	kari ayam <i>chicken curry</i>
joging <i>jogging</i>	kari kambing <i>mutton curry</i>
Jomlah! (slang) <i>Let's go!</i>	karya <i>author</i>
jual <i>to sell</i>	kaset <i>tape, cassette</i>
jualan <i>sales</i>	kasut <i>shoe</i>
juang <i>to fight</i>	kasyer <i>cashier</i>
juga <i>too, as well</i>	kata <i>to say, word</i>
Julai <i>July</i>	katil <i>bed</i>
Jumaat <i>Friday</i>	katil saiz queen <i>queen-sized bed,</i>
jumlah <i>amount, total</i>	<i>double bed</i>

katil twin <i>twin bed</i>	kementerian (menteri n.) <i>ministry</i>
kawasan <i>area</i>	kemerdekaan (merdeka a.) <i>independence</i>
kaya <i>rich</i>	kemudahan (mudah a.) <i>amenity</i>
Kayalah saya! <i>I'm rich!</i>	kemudian <i>then</i>
kayu balak <i>timber</i>	kenal (dengan) <i>to know</i>
ke <i>to</i>	kental <i>thick, strong</i>
ke hotel mana <i>to which hotel</i>	kenyang <i>satiated</i>
ke mana <i>Where to</i>	kepada <i>to</i>
keadaan (ada v.) <i>condition</i>	kepala <i>head</i>
kebaikan <i>goodness</i>	keping <i>piece</i>
kebangsaan <i>nationality</i>	kepingan <i>piece</i>
kebaya <i>kebaya</i>	kepulangan (pulang v.) <i>return</i>
kebetulan <i>by coincidence, by accident</i>	keputusan (putus v.) <i>decision</i>
kebun <i>garden</i>	kerajaan (raja n.) <i>government</i>
keciciran (cicir v.) <i>to lose something</i>	kerana <i>because (of)</i>
kecuali <i>except</i>	kedai <i>shop</i>
kedai <i>shop</i>	kerap <i>frequent</i>
kedai buku <i>book shop</i>	keras kepala <i>stubborn</i>
kedai cenderamata <i>souvenir shop</i>	keréta <i>car</i>
kedatangan (datang v.) <i>arrival</i>	keréta api <i>train</i>
kedua <i>second</i>	kerja <i>to work</i>
kedutaan (duta n.) <i>embassy</i>	kerongkong <i>throat</i>
kehabisan (habis v.) <i>run out of</i>	keropok <i>prawn crackers</i>
kehidupan (hidup n.) <i>way of life</i>	keropok kentang <i>crisps (US chips)</i>
keindahan (indah a.) <i>beauty</i>	kesesakan (sesak a.) <i>congestion</i>
kejuruteraan (jurutera n.) <i>engineering</i>	kesesakan lalu lintas <i>traffic jam</i>
kekenyangan <i>to overeat</i>	kesetiausahawan (setiausaha n.) <i>secretarial</i>
kelabu <i>grey</i>	kesihatan (sihat a.) <i>health</i>
kelanggaran (langgar v.) <i>to collide</i>	kesulitan (sulit a.) <i>difficulty</i>
kelapa <i>coconut</i>	ketakcernaan <i>indigestion</i>
kelapa muda <i>young coconut</i>	ketam <i>crab</i>
kelas <i>class</i>	ketawa (tawa n.) <i>to laugh</i>
kelihatan (lihat v.) <i>to seem, to look like</i>	keterangan (terang a.) <i>explanation, information</i>
keliling <i>around</i>	keterangan yang lebih lanjut <i>further information</i>
keliru <i>confused</i>	ketiga <i>third</i>
kelmarin <i>the day before yesterday</i>	ketinggalan (tinggal v.) <i>to miss (a form of transport)</i>
keluarga <i>family</i>	ketumar <i>coriander</i>
keluarkan (luar) <i>to get (something) out</i>	kewangan <i>finance</i>
kemahiran (mahir n.) <i>skill</i>	khobar baik <i>I'm fine</i>
kemalangan (malang a.) <i>accident</i>	Khamis <i>Thursday</i>
kemas <i>neat, tidy</i>	khas <i>special</i>
kemasyarakatan (masyarakat n.) <i>humanities</i>	kicap <i>soy sauce</i>
kembali <i>to come back</i>	kicap manis <i>sweet soy sauce</i>
kembar <i>twin</i>	kilo <i>kilo</i>
kembara <i>travelling</i>	kimia <i>chemistry</i>
kemeja <i>shirt</i>	

kini *these days, nowadays*
 kipas *fan*
 kira *about, approximately, to calculate*
 kirim *to consign, to send*
 kisar *to grind, to mill*
 kita *we*
 klarinet *clarinet*
 klasik *classical*
 kolam renang *swimming pool*
 koléj *college*
 komedi *comedy*
 komputer *computer*
 kondominium *condominium*
 kopi *coffee*
 kosong *vacant, empty*
 kotak *box*
 kotor *dirty*
 kotoran (kotor a.) *dirt, rubbish, trash*
 kuah *gravy, stock*
 kualiti *frying pan, wok*
 kualiti *quality*
 kuat *loudly, strongly*
 kubu *fort*
 kucing *cat*
 kuih lapis tiga warna *three-coloured pudding*
 kuih talam *coconut milk pudding*
 kulit *leather*
 kumpul *to gather*
 kumpulan (kumpul v.) *group*
 kunci *key*
 kuning *yellow*
 kunyit *turmeric*
 kupon *coupon*
 kurang *less*
 kurangkan (kurang) *to reduce*

lada *pepper*
 lagi *more, still*
 lain *other*
 lain kali *another time*
 lakukan *to do*
 lalu lintas *traffic*
 lama *long*
 lampu isyarat *traffic signal*
 lancong *to go sightseeing, tour*
 langgar *to collide*
 langsing *slim*

lanjut *continuously, to continue*
 lapan *eight*
 lapang *leisure, of leisure*
 lapar *hungry*
 larang *to prohibit*
 lari *to run*
 latar *background*
 latihan *exercise*
 lauk *food, dish*
 laut *sea*
 lautan (laut n.) *ocean, seas*
 layan *to attend*
 lazat *delicious*
 lebar *wide*
 lebih *more*
 lebih bagus *better*
 lebih mahal *more expensive*
 lebih murah *cheaper*
 lebih suka *prefer*
 lega *free from anxiety, relieved*
 léhér *neck*
 Lekas lekas! *Hurry up!*
 lelah *tired*
 lelaki *male, boy, man*
 lemah *feeble*
 lembap *moist, damp, humid*
 lembu *cow*
 lembut *soft, tender*
 lengkuas *galangal*
 lepas *to let go, depart*
 lesen *licence*
 lesen memandu *driving licence*
 letak *place*
 letak kereta *to park a car*
 lewat *late*
 lihat *to see*
 lihat lihat *to browse*
 lima *five*
 lima tahun yang lalu *five years ago*
 liput *covering*
 lobak mérah *carrot*
 lorong *aisle*
 luar negeri *abroad*
 luas *large, broad*
 lupa *forget*
 lupa *to forget*
 lusa *the day after tomorrow*

maaf *excuse me, I am sorry*
 Maaf, saya tidak faham. *I'm sorry, I don't understand.*
 maafkan *to forgive*
 maafkan saya *I'm sorry*
 mabuk *dizzy, drunk*
 Mac *March*
 macam *like*
 macam macam *various, different sorts of*
 macam mana dengan *what about*
 mahal *expensive*
 mahasiswa *student (at college or university)*
 mahir *adept, skilled person*
 mahir dalam *adept in*
 mahu *to want, to desire to*
 mahu ke mana *where to*
 main *to play*
 mainan (main v.) *toy*
 majlis *ceremony*
 makan *to eat*
 makan malam *dinner*
 makan ubat *to take medicine*
 makanan (makan v.) *food*
 makanan laut *seafood*
 makanan ringan *snacks*
 makcik *aunt*
 maklumat *information*
 makmal *lab*
 maksud *to mean*
 maksudkan (maksud v.) *to mean*
 malam malam *late at night*
 malam nanti *tonight*
 malam tadi *yesterday evening*
 malang *unlucky*
 malu *embarrassed, shy*
 Malu bertanya nanti sesat di jalan. *If you're too shy to ask you will get lost in the street. (proverb)*
 mampu *to have the ability to, can*
 mandi *to take a bath*
 mandi wap *steam bath*
 mangkuk *bowl*
 manis *sweet*
 manisan (manis a.) *sweets*
 manja *spoilt, pampered*
 manusia *human being*
 marah *angry*

maraton *marathon*
 mari ikut saya *(please) follow me*
 mari saya bantu *let me help*
 masa *time, occasion*
 masa lapang *free time*
 masak *to cook*
 masakan (masak v.) *cookery, cuisine*
 masalah *problem*
 masih *still*
 masin *salty*
 masuk *to enter*
 masukkan (masuk v.) *put in*
 masyarakat *society*
 mata *eye*
 matematik *mathematics*
 Mau pesan apa? *What would you like to order?*
 Mau saya tunggu? *Do you want me to wait?*
 Mei *May*
 meja *table*
 mekanik *mechanic*
 melancong *to go sightseeing*
 melawat *to visit*
 melawat keluarga *visiting relatives*
 melepas *to let go*
 meletak (letak n.) *to park*
 melelehkan (leleh a.) *tiring*
 melihat (lihat v.) *to see*
 meliputi (liput n.) *to cover, to include*
 memahami (faham v.) *to understand*
 memakan masa *take time*
 memalukan (malu a.) *embarrassing*
 memandu (pandu n.) *to drive*
 memang *indeed, actually*
 memasak (masak v.) *to cook*
 membaca *to read*
 membalas (balas v.) surat *to answer a letter*
 membangun (bangun v.) *to build*
 membantu (bantu v.) *to help, helps*
 membawa (bawa v.) *to bring, take*
 membeli (beli v.) *to buy*
 membeli belah *to go shopping*
 membelikan (beli v.) *to buy (something) for (someone)*
 memberi (beri v.) *to give*
 membosankan (bosan a.) *boring*
 membuang (buang v.) *to throw*

membuat *to make*
 membungkus (bungkus v.) *to wrap up*
 memeriksa (periksa v.) *to examine*
 memijak (pijak n.) *to step*
 memilih (pilih v.) *to choose*
 meminjam (pinjam v.) *to borrow*
 meminta (minta v.) *to ask for, to request*
 memotong (potong v.) *to cut*
 memotong (potong v.) *to overtake*
 memperoleh (oleh n.) *to gain*
 memuaskan (puas a.) *to satisfy*
 menaiki (naik v.) *to climb, to take transport, to travel on/by*
 menaip (taip n.) *to type*
 menakutkan (takut a.) *frightening*
 menangis (tangis v.) *to cry*
 menangkap (tangkap v.) *to catch*
 menari (tari n.) *to dance*
 menarik (tarik v.) *interesting, to attract*
 mencari (cari v.) *to look for*
 mencemaskan (cemas a.) *worrying*
 mencintai (cinta n.) *to love*
 mencuci (cuci v.) *to wash*
 mencukai (cukai n.) *to tax*
 mendahului (dahulu) *to overtake*
 mendaki (daki v.) *to climb*
 mendapat (dapat v.) *to get*
 mendayung (dayung n.) *to paddle*
 mendekati (dekat a.) *to draw close to*
 mendengar (dengar v.) *to hear*
 mendengar muzik *to listen to music*
 mendung *overcast*
 menelefon (telefon v.) *to telephone*
 menerima (terima v.) *to accept*
 mengajar (ajar v.) *to teach*
 mengambil (ambil v.) *to take*
 mengarang (garang a.) *to write, compose*
 mengawasi (awas n.) *to keep an eye on*
 mengembara (kembara a.) *to go in search of adventure*
 mengembara berjalan kaki *to go hiking*
 mengesahkan (sah a.) *to authenticate*
 mengetahui (tahu v.) *to comprehend*
 menggambarkan *to portray*

mengganggu (ganggu v.) *to disturb*
 mengganti (ganti v.) *to replace*
 menggigil (gigil v.) *to shiver*
 mengguna (guna v.) *to use*
 menggunting (gunting n.) *to cut with scissors*
 menghabiskan (habis a.) *to spend*
 menghadap (hadap v.) ke *to look out onto*
 menghadiri (hadir v.) *to attend*
 menghantar (hantar v.) *to take, convey*
 menghidap (hidap v.) *to suffer from*
 menghidupkan (hidup a.) *to turn on (an appliance)*
 menghubungi (hubung v.) *to contact*
 menginap (inap v.) *to spend the night (somewhere)*
 mengira (kira v.) *to count*
 mengirim (kirim v.) *to send*
 mengisi (isi n.) *to fill in*
 mengurangi (kurang) *to reduce*
 mengurus (urus v.) *to look after*
 menguruskan (urus v.) *to deal with, to handle*
 meninggal (tinggal v.) *to die*
 meninggal dunia *pass away, died*
 menjadi (jadi v.) *to become*
 menjaga (jaga v.) *to look after*
 menjala (jala n.) *to net*
 menjamu (jamu v.) *to invite*
 menjamu selera *to make one's mouth water*
 menjemput (jemput v.) *to pick up, fetch, invite*
 menjual (jual v.) *to sell*
 menonton *to watch*
 mensnorkel (snorkel n.) *to snorkel, snorkelling*
 mentah *raw, undercooked*
 mentega *butter*
 menteri *minister*
 menu makanan *menu*
 menulis (tulisi v.) *to write*
 menunggu (tunggu v.) *to expect*
 menuntut (tuntut v.) *to claim, assert*
 menyanyi (nyanyi v.) *to sing*
 menyebut (sebut v.) *to mention*
 menyediakan (sedia a.) *to prepare*

menyelam (selam v.) *to go diving*
 menyelesaikan (selesai v.) *to finish*
 menyenangkan (senang a.) *pleasing*
 menyerang (serang v.) *to attack*
 menyerap (serap a.) *to absorb*
 menyewa (sewa n.) *to rent*
 menyombongkan (sombong a.) *to be proud*
 menyuntik (suntik v.) *to inject*
 merah *red*
 merah jambu *pink*
 merah manggis *maroon*
 meraikan (raya v.) *to celebrate*
 merancang (rancang v.) *to plan, design*
 merasa (rasa v.) *to feel*
 merasakan (rasa v.) *to taste*
 merdeka *free, independent*
 mereka *they*
 merencanakan (rencana n.) *to make plans*
 merenih (renih v.) *to reduce, simmer*
 meriah *lively*
 merokok (rokok n.) *to smoke*
 mertua *father/mother-in-law*
 mesin ATM *ATM machine*
 mesin faks *fax machine*
 meskipun *although*
 mesyuarat *meeting*
 meter *metre*
 mi *noodles*
 mi goreng *fried noodles*
 mi Hailam *noodles, black boy sauce, squid and vegetables*
 mi kuah *noodles in soup*
 mi kuay teow *flat rice noodles*
 mi laksa *rice noodles in spicy coconut gravy*
 mi rebus *noodles in spicy gravy*
 milik *to own*
 minat *enthusiasm*
 minggu *week*
 minggu depan *next week*
 minta *to ask*
 minum *to drink*
 minuman (minum v.) *drink*
 minuman tanpa beralkohol *alcohol-free drinks*
 miskin *poor*

moden *stylish*
 mohon *to apply*
 motorsikal *motorbike*
 mual *nauseous*
 muda *young*
 mudah *convenient, easy, simple, hopefully*
 mudahan *hopefully*
 muka surat *page*
 mula *to begin, to start*
 mulanya *at first*
 mulut *mouth*
 mungkin *maybe*
 muntah *to vomit*
 murah *cheap*
 murid (*primary school*) *pupil*
 murtabak *Indian pancakes with meat fillings*
 musim *season*
 musim bunga *spring*
 musim hujan *rainy season*
 musim luruh *autumn*
 musim panas *dry season, summer*
 musim sejuk *winter*
 muzik *music*
 muzium *museum*

naik *to ascend, to go up*
 naik ke atas *to go upstairs*
 nak *to want to, need*
 nama *name*
 Nama saya... *My name is...*
 nampak *to seem, to look*
 nampaknya *it seems like, it looks like*
 nanti *later*
 nasi (*cooked*) *rice*
 nasi ayam *chicken rice*
 nasi briyani *Indian-style rice with meat*
 nasi campur *rice with meat and vegetables*
 nasi goreng *fried rice*
 nasi kerabu *blue rice with raw vegetables and salted fish*
 nasi lemak *coconut rice with various condiments*
 nasi patprik *Thai-style rice and beef*
 nasi pulut *glutinous rice*
 nasihat *advice*

negara *country*
 negeri *state, country*
 nenek *grandmother*
 niaga *trade*
 nombor *number*
 novel *novel*
 November *November*
 nyaman *pleasant*
 nyanyi *to sing*

Ogos *August*
 Oktober *October*
 oléh *by, to obtain*
 ondé-ondé *a green sweet from
 coconut, flour and brown sugar*
 orang *person*
 orang anak *child, children*
 orang Brazil *Brazilian*
 orén *orange*
 otak-otak *fish cooked in banana
 leaves*

pada bulan hadapan *next month*
 pada waktu malam *in the evening, at
 night-time*
 padat *dense*
 padat penduduknya *densely
 populated*
 pagi pagi *early in the morning*
 pagi tadi *this morning*
 paha *thigh(s)*
 pahit *bitter*
 pahitan *bitterness*
 pakai *to wear, use*
 pakaian (pakai v.) *clothes*
 pakaian kanak *children's clothes*
 pakcik *uncle*
 pakej percutian *package holiday*
 paksa *to force to*
 paling besar *the biggest*
 paling suka *to like the most*
 panas *hot*
 pancutan *fountain*
 pandai *clever, to be good at*
 pandang *to look, examine*
 pandu *chauffeur, to chauffeur*
 panggil *to call*
 panggil saya... *call me...*
 panggung wayang *cinema*

panjang *long*
 Panjangnya...sentimeter. *It is...
 centimetres long.*
 pantas *brisk, quick*
 papa *father*
 pasar *market*
 pasport *passport*
 pasti *sure*
 pasu *vase*
 patah *broken*
 patung *statue*
 patutlah *that's the reason, that's why*
 pedas *hot (spicy)*
 pegawai *employee*
 pegawai kerajaan *civil servant*
 peguam *lawyer*
 pejabat *office*
 pejabat pentadbiran *administration
 office*
 pejabat pelancongan *travel agency*
 pejalan (jalan n.) kaki *pedestrian*
 pekedai (kedai n.) *shopkeeper*
 pekerja (kerja n.) *employee*
 pekerjaan (kerja n.) *job*
 pelajar (ajar v.) *student*
 pelajaran (ajar v.) *lesson*
 pelancong *tourist*
 pelancongan (lancong n.) *tourism*
 pelayan (layan v.) *waiter*
 pelayaran persiaran *cruise*
 pelik *strange, odd*
 pemain (main v.) *player*
 pemain piano *piano player*
 pemain sepak bola *football player*
 pemalu (malu a.) *shy person*
 pemandangan (pandang v.) *scenery*
 pemandu (pandu n.) *guide*
 pemandu teksi *taxi driver*
 pemasaran (pasar n.) *marketing*
 pembacaan (baca v.) *reading*
 pembangunan (bangun v.)
construction
 pembantu (bantu v.) *helper*
 pembantu rumah *maid*
 pembelian (beli v.) *buying*
 pemberitahuan (beritahu v.)
announcement
 pemilihan (pilih v.) *election*
 pemilik (milik v.) *owner*

penari (tari n.) *dancer*
 penat *tired*
 pencuci (cuci v.) *cleaner (agent and
 person)*
 pencuci mulut *dessert*
 pendaki (daki v.) *climber*
 pendapat *opinion*
 péndek *short*
 pendidikan (didik v.) *education*
 penduduk (duduk v.) *population*
 penerbangan *flight*
 penerbitan (terbit v.) *publishing house*
 pengajar (ajar v.) *instructor*
 pengalaman (alam a.) *experience*
 pengalaman kerja *work experience*
 pengaturcara komputer *computer
 programmer*
 pengelasan (kelas n.) *classification*
 pengenalan (kenal v.) *identification*
 pengetahuan (tahu v.) *knowledge*
 pengganggu (ganggu v.) *annoying*
 penghabisan (habis n.) *conclusion*
 penghubung (hubung v.) *link*
 penginapan (inap v.) *inn*
 pengumuman (umum a.)
announcement
 pengurup wang *bureau de change*
 pengurus (urus v.) *manager*
 pengurusan (urus v.) *management*
 pengurusan (urus v.) perniagaan
 (niaga n.) *business management*
 penjual (jual v.) *seller*
 penjualan (jual v.) *selling*
 pensél *pencil*
 pensyarah (syarah n.) *lecturer*
 pentadbiran (tadbir n.) *administration*
 penuh *full*
 penuh dengan *full of*
 penulis (tulis v.) *writer*
 penyakit (sakit a.) *illness*
 penyakit darah tinggi *high blood
 pressure*
 penyanyi (nyanyi v.) *singer*
 penyanyi undangan *guest singer*
 penyeberang (seberang v.) *crossing*
 penyewaan (sewa n.) *renting out*
 per jam *per hour*
 perah *to extract*
 perak *silver*

perakaunan (akaun n.) *accounting*
 peramah *friendly*
 Perancis *France*
 perang *brown*
 peraturan (atur v.) *restriction,
 regulation*
 peratus *percent*
 perbandaran (bandar n.) *urbanized
 area*
 perbankan (bank n.) *banking*
 percaya *to believe*
 peréka (reka v.) *designer, inventor*
 peréka fesyen *fashion designer*
 perempuan *girl*
 perenang (renang n.) *swimmer*
 pergi *to go*
 pergi berjalan (jalan v.) *to go for a
 walk*
 pergunungan (gunung n.) *mountain
 range*
 perguruan (guru n.) *teaching*
 perhentian (henti v.) *stop*
 peribadi *personal*
 perigi *well, shaft*
 periksa *to check, to examine*
 perit *pricking*
 perjalan kaki *pedestrian, passer-by*
 perjalanan (jalan n.) *journey*
 perkahwinan (kahwin v.) *marriage,
 wedding*
 perkampungan (kampung n.)
settlement
 perkataan (kata n.) *words*
 perkenalkan (kenal v.) *to introduce*
 Perkenalkan, ini... *Let me introduce...*
 perlahan *slow*
 perlahan-lahan *slowly*
 perlu *to need, it's necessary*
 perlukan (perlu v.) *need*
 permainan (main v.) *game*
 permohonan (mohon v.) *application*
 pernah *ever, never*
 perniagaan (niaga n.) *business*
 perpustakaan (pustaka n.) *library*
 persahabatan (sahabat n.) *friendship*
 persegi *square*
 persembahan (sembah n.) *show*
 persimpangan (simpang n.)
crossroads

pertama *first*
 pertanian (tani n.) *agriculture*
 pertimbangkan (timbang v.) *to consider*
 pertunjukan (tunjuk v.) *performance*
 perubatan (ubat n.) *medicine*
 perut *stomach*
 pesan *to order*
 pesanan (pesan v.) *message*
 pesawat *aircraft*
 peta *map*
 petang nanti *this afternoon*
 pijak *pedal*
 pilih *to choose, to select*
 pilihan (pilih v.) *choice*
 pinggan *dish (receptacle)*
 pinjam *to borrow*
 pinjamkan (pinjam v.) *to lend*
 pintu keluar *exit*
 pipi *cheek*
 plastik *plastic*
 polis *police*
 popular *popular*
 potong *piece, slice, to cut*
 potong sekeping *to cut into pieces*
 presiden *president*
 produk *product*
 psikologi *psychology*
 puas *satisfied*
 puasa *fast (as in a religious fast)*
 pucat *pale*
 pucuk *counter for thin objects*
 puding mangga *mango pudding*
 puding pulut santan *glutinous rice and coconut pudding*
 pukul... at... (o'clock)
 pukul berapa *what time*
 pula *likewise*
 pulang *to return home*
 Pulau Pinang *Penang*
 pulut *glutinous rice*
 pun *also, yet still*
 pusat kesihatan *fitness centre*
 pusat sukan *sports centre*
 pustaka *book (archaic)*
 putih *white*
 putus *to break*
 putus hubungan *to break up*

Rabu *Wednesday*
 rahasia *secret*
 raja *king*
 rakan *friend*
 rakan sekelas *classmate*
 ramai *crowded*
 rambut *hair*
 rambutan *a hairy fruit*
 rancang *to plan, to think deeply*
 rancangan (rancang v.) *plan*
 rantai leher *necklace*
 rasa *to feel, think, taste*
 réhat *to rest*
 réka *to invent*
 rempah *spice*
 renang *to swim*
 rencana *article*
 rendang ayam *chicken in coconut milk*
 rendang daging *beef in coconut milk*
 renih *to simmer*
 rentak *rhythm*
 rentak lagu *types of songs*
 renyai-renyai *drizzle*
 resépsi *reception*
 resipi *recipe*
 restoran *restaurant*
 ribut *storm*
 ringan *light (of weight)*
 risau *anxious, worry, apprehensive*
 rojak *fruit salad with spicy sauce*
 rojak buah *fruit salad*
 ros *rose*
 rosak *broke down*
 roti canai *Indian bread*
 rugi *loss, lack of profit, to lose out*
 rumah *house*
 rumah beribadat *house of worship*
 rumah urut *massage parlour*

sabar *patient*
 Sabtu *Saturday*
 saderi *celery*
 sah *authentic*
 sahabat *friend*
 sahaja *just, only*
 saintis *scientist*
 saiz *size*
 saja *only, just*

sakit *sick*
 Sakit apa? *How are you sick?*
 salah *wrong*
 salah nombor *the wrong number*
 sama ada *either*
 sama dengan *equal to, the same as*
 sambal *chilli paste cooked with onions*
 sambil *while*
 Sambil menyelam minum air. *To kill two birds with one stone.*
 sambutan *part time*
 sampah *rubbish, trash*
 sampai *to reach, arrive*
 sampaikan salam saya kepada mereka *give them my regards*
 sampan *small boat*
 sangat *very*
 sangkut *to hang*
 santan *coconut milk*
 sarapan pagi *breakfast*
 sarjana *master's degree*
 sarung kaki *sock*
 sarung tangan *glove*
 saté ayam *chicken on skewers in peanut sauce*
 saté daging *beef on skewers in peanut sauce*
 saté kambing *goat meat on skewers in peanut sauce*
 satu *one, a*
 satu satu *one by one*
 saudara *you*
 sauna *sauna*
 sawah padi *rice field*
 saya *I, I am*
 saya ada *I have*
 Saya berasal dari... *I am from...*
 Saya dah tidak sabar lagi. *I can hardly wait.*
 Saya dari... *I am from...*
 Saya juga begitu. *I am (pleased to meet you) too.*
 Saya juga begitu. *Me too.*
 Saya kurang pasti. *I'm not sure.*
 Saya kurang suka. *I don't really like.*
 Saya rasa bukan. *I don't think so.*
 Saya suka sekali... *I love...*
 Saya tidak tahu. *I don't know.*

sayang *darling*
 sayang sekali *unfortunately*
 sayang! *it's a pity!*
 sayur *vegetable*
 sayur campur *mixed vegetables*
 sayuran (sayur n.) *vegetables*
 sayur-sayuran *vegetables*
 sebagai *as*
 sebagai ganti *instead of*
 sebanyak *as much as, to the amount of*
 sebarang *any*
 sebelah *side*
 sebelum *before*
 sebentar-sebentar *now and again*
 seberang *crossing*
 sebilik *for one room, per room*
 sebuah *a*
 sebuah bengkel kereta *car repair garage*
 sebut *to mention*
 secukupnya *sufficient*
 sedang *now*
 sedang belajar *studying*
 sedang menunggu *am waiting (for)*
 sedap *delicious*
 sedia *ready*
 sediakan (sedia a.) *to prepare*
 sedih *sad*
 seekor *one, a (counter for animals)*
 segala *all*
 segelas *glass*
 sehingga *until*
 Sehingga berjumpa lagi. *See you.*
 Sehingga kita berjumpa lagi. *See you again.*
 sejak *since*
 sejarah *history*
 sejuk *chilled, cold*
 sekali *once, very*
 sekali sekala *once in a while*
 sekarang *now*
 sekejap *moment*
 sekeluarga *one family*
 sekilo setengah *one and a half kilos*
 sekolah *school*
 sekolah rendah *primary school*
 seksi *sexy*
 selain ini *apart from this*

selain itu *apart from that*
 selalu *always*
 selam *to dive*
 selama *for (with time)*
 Selamat bekerja. *Enjoy your work.*
 Selamat belajar. *Enjoy your studies.*
 Selamat berangkat. *Have a good trip.*
 Selamat datang. *Welcome.*
 Selamat datang ke... *Welcome to...*
 Selamat hari jadi. *Happy birthday.*
 Selamat Hari Raya. *Happy Eid.*
 Selamat jalan. *Goodbye.*
 Selamat makan. *Enjoy your food.*
 Selamat malam. *Good evening. Good night.*
 Selamat Menyambut Hari Krismas. *Merry Christmas.*
 Selamat pagi! *Good morning!*
 Selamat petang! *Good evening!*
 Selamat Tahun Baru. *Happy New Year.*
 Selamat tengah hari! *Good afternoon!*
 Selamat tinggal. *Goodbye.*
 Selasa *Tuesday*
 selepas itu *after that*
 selera *appetite*
 selesa *comfortable*
 selesai *completed, to finish, to complete*
 selo *cello*
 seluar *trousers*
 seluar panjang *long trousers*
 seluar pendek *short trousers*
 seluas *as wide as*
 seluruh *the whole (of)*
 semak *to check*
 semalam *yesterday*
 semangat *motivation, spirit*
 semasa (masa n.) *at the time when, current*
 sembah *respectful greetings*
 sembilan *nine*
 semenanjung *peninsula*
 semenjak *since*
 seminggu *week*
 semua *all*
 semua (ini) *all (this)*
 semuanya *all of them, all of it*

semula *again*
 semut *ant*
 senam *to work out, to exercise*
 senang *easy, happy, pleased*
 seni *art*
 seni bina *architecture*
 sentimeter *centimetre*
 seorang *a, alone*
 sepanjang *length, throughout, through the time of*
 sepanjang hari *all day long*
 Sepanyol *Spain*
 sepasang *a pair of*
 sepenuh masa *full time*
 seperti *like, similar to*
 seperti orang asli *like a native*
 September *September*
 sepuluh *ten*
 sepupu *cousin*
 sepupu-sepupunya *the cousins*
 serai *lemongrass*
 seram *horror*
 serang *to attack*
 serap *absorbent*
 serbulan *per month*
 sering *often*
 serius *serious*
 seronok *enjoy*
 serta *along with, to add*
 seruling, flut *flute*
 sesak *congested*
 sesat *astray/lost*
 seseorang *someone*
 sesuai *to suit (someone)*
 set *set*
 setelah *after*
 setengah *half*
 setengah matang *rare*
 setiap *every*
 setiausaha *secretary*
 sewa *rent*
 siap *ready*
 siap dihidang *ready to be served up*
 Siapa? *Who?*
 Siapakah? *Who?*
 Siapkan (siap a.) *to prepare*
 sibuk *busy*
 sifat *nature*
 sihat *healthy*

Sila duduk. *Please sit down.*
 silap *mistaken*
 silat *a Malaysian/Indonesian martial art*
 simpan *to keep*
 sinar *to illuminate*
 sinaran (sinar v.) *ray*
 Singapura *Singapore*
 ski *ski*
 skirt *skirt*
 sombong *conceited, proud*
 sopan *polite*
 sos kacang *peanut sauce*
 sos pelam *plum sauce*
 soto ayam *chicken soup with vegetables*
 sotong *squid*
 stesen *station*
 stik *steak*
 stok *stock*
 stokin *stocking*
 suam *lukewarm*
 suami *husband*
 suatu *a*
 suatu hari *one of these days*
 suatu masa dahulu *a long time ago*
 sudah *already*
 sudah cukup *that's all*
 sudah lupa *already forgotten*
 sudah tentu *sure*
 sudu *spoon, spoonful*
 suka *to like*
 sukan *sport*
 sukar *difficult*
 sulit *difficult*
 sulong *eldest, first born*
 sumber *source*
 sumber manusia *human resources*
 sungai *river*
 sungguh *really*
 supaya *so that*
 tawar *to bargain*
 surat khabar *newspaper*
 surat-menyurat *correspondence*
 susah *difficult*
 swasta *private*
 sweets *manisan*
 syarah *lecture*
 syarikat *company*
 syarikat swasta *private company*

tadbir *administration*
 tadi *just now*
 tahu *to know*
 tahun *year*
 tahun baru *new year*
 taip *typewriter*
 tajam *sharp, strong (of smells)*
 tak *no, not*
 Tak apalah. *It doesn't matter.*
 tak payah susah, susah. *Don't go to any trouble.*
 takut *frightened*
 tali *string*
 tali leher *tie*
 tali pinggang *belt*
 taman *garden*
 tamat pengajian *to graduate*
 tambah *to add*
 tambah lagi *to order some more*
 tambang *fare*
 tamu *guest*
 tanah liat *clay*
 tanda *sign*
 tanda tangan *signature*
 tangan *hand*
 tangis *to cry*
 tangkai *stalk, counter for objects with stems*
 tangkap *to catch*
 tani *farmer*
 tanpa *without*
 taraf perkahwinan *marital status*
 tari *dance*
 tarian (tari v.) *dancing*
 tarik *to pull*
 tarikh *date*
 tarikh lahir *date of birth*
 tasik *lake*
 taufan *typhoon*
 tawa *laugh*
 tawar *to bargain*
 tawaran (tawar v.) *bargain*
 tebal *thick*
 teksi *taxi*
 telan *to swallow*
 telefon *telephone, to telephone*
 telefon mudah alih *mobile phone*
 televisyen *television*
 telinga *ear*

telur egg
 telur téh *eggs cooked in tea*
 teman *friend*
 teman lelaki *boyfriend*
 tempah *to book, to reserve*
 tempahan (tempah v.) *reservation, booking*
 tempat duduk (di sebelah tingkap) *(window) seat*
 tempat lahir *place of birth*
 tempat peranginan *holiday resort*
 tempat tinggal *place where someone lives*
 tempéh *fermented soybean cake*
 tempoh tinggal *length of stay*
 temu *to meet*
 temu janji *appointment*
 tengok *to take a look at*
 tentang *about*
 tentu *of course*
 tentu boleh *of course I can*
 tepat *accurate*
 tepat sekali *that's right*
 tepi pantai *seaside*
 tepung beras *rice flour*
 terakhir (akhir a.) *the last*
 terang *bright, bold (of colours)*
 terbaik (baik a.) *excellent*
 terbang *to fly*
 terbit *to appear, to publish*
 terburu-buru *to be in a hurry*
 terdiri daripada *to consist of*
 tergesa-gesa *to be in a hurry*
 terima *to receive*
 terima kasih *thank you*
 Terima kasih atas... *Thank you for...*
 Terima kasih banyak-banyak. *Thanks a million.*
 terjebak *stuck*
 terkenal *famous, well-known*
 terkenal dengan *known as*
 terlalu banyak *too many*
 terlalu kecil *too small*
 terlalu keras *over cooked*
 terlambat (lambat a.) *late*
 terléwat (lewat a.) *late*
 terlupa (lupa v.) *to forget*
 termasuk (masuk v.) *to include, to be included*

terowong *tunnel*
 terpaksa (paksa v.) *forced (to), obliged (to)*
 terpelajar (ajar v.) *educated*
 terpulang (pulang v.) *persistent*
 tersangkut (sangkut v.) *to be stuck*
 tersedia (sedia a.) *available*
 tersesat (sesat a.) *to be lost*
 tersilap (silap a.) *to be mistaken*
 tertarik *interested*
 tertarik (tarik v.) dengan *to be interested in*
 tertinggal (tinggal v.) *to miss*
 terus *straight on, direct, non-stop, to keep on doing*
 terutama (utama a.) *especially*
 terutamanya (utama a.) *especially*
 tetamu *guest*
 tetamu jemputan *the person invited*
 tetanga *neighbour*
 tetap *invariable*
 tetapi *but*
 Thai *Thai*
 tiada *no, not*
 Tiada hari yang berlalu tanpa musik. *There's no day without music.*
 tiap *every*
 tiba *to arrive*
 tiba-tiba *suddenly*
 tidak ada masalah (it's) *no problem*
 tidak begitu *not really*
 tidak boleh kembalikan wang *unrefundable*
 tidak jelas *unclear*
 tidak mengapa *it doesn't matter, it's OK*
 tidak sabar *to be impatient to, can't wait to*
 tidak sangat *not really*
 tidak termasuk makanan *food is not included*
 Tidak, terima kasih. *No, thank you.*
 tidak usah *there's no need*
 tidur *to sleep*
 tiga *three*
 tiga hari *three days*
 tiga puluh *thirty*
 tikét *ticket*
 tikét pulang balik *return ticket*

tikét satu jalan *one way ticket*
 tikus besar *big rat*
 timbang *to deliberate, to weigh*
 tin *can*
 tinggal *to stay, live*
 tinggalkan (tinggal v.) *to leave, to omit, to neglect*
 tinggi *high, tall*
 tingkap *window*
 tingkat *floor, storey*
 tingkat atas *upstairs*
 tingkat bawah *downstairs*
 tiram *oysters*
 titis *to let fall, to drop*
 tonton *to watch*
 topi *hat*
 tradisional *traditional*
 trompet *trumpet*
 tu *this*
 tugu *monument*
 tujuan lawatan *reason for visit*
 tujuh *seven*
 tukang jahit baju *tailor*
 tukang masak *chef*
 tukar *to change*
 tukar fikiran *to change one's mind*
 Tumpang tanya...? *Do you mind if I ask you...?*
 tunai *cash, ready money*
 tunggal *only, single*
 tunggu *to expect, to wait*
 tunjukkan (tunjuk v.) *to show*
 tuntutan *to claim, assert*
 turun *to get off or out of a vehicle*
 tutup *to close*
 tutur *utterance*
 ubat *medicine*
 ubat titis *drops*
 ubi kentang *potato*
 udang *shrimp, prawn*
 udang karang *lobster*
 uji *to test*
 ujian (uji v.) *test*
 ukur *measure*
 ukuran (ukur n.) *size*
 ulas *pip*
 umum *public, to announce*
 umur *age*

undangan (undang v.) *invitation*
 undang-undang *law*
 ungu *purple*
 unik *unique*
 universiti *university*
 untuk *for, (in order) to*
 untuk berapa orang *for how many persons*
 untuk diperah santannya *to extract the coconut milk*
 untung *luck*
 untung sekali! *what luck!*
 upacara *ceremony*
 upacara ijazah *graduation ceremony*
 urus *to manage*
 uruskan (urus v.) *to deal with, to sort out*
 urut *massage*
 usahawan (usaha n.) *businessman*
 video *video*
 violin *violin*
 wain *wine*
 walaupun *although*
 wang *money*
 wang bakinya *change*
 wang besar *big money*
 wang kecil *small money*
 wang kertas *bank note*
 wang tunai *cash*
 wanita *female*
 warganegara *nationality*
 warna *colour*
 wartawan *journalist*
 wayang kulit *leather shadow puppet*
 wiski *whiskey*
 ya *yes*
 ya, betul *sure, of course*
 Yakah? *Really?*
 yang coraknya berbeza *which have different designs*
 yang depan itu *the one in front of that*
 yang lain *other*
 zirafah *giraffe*
 zoo negara *national zoo*

a sebuah, suatu
 able (to be) *dapat*
 about *tentang*
 above *atas*
 abroad *di luar negeri, luar negeri*
 absorb (to) *menyerap (serap a.)*
 absorbent *serap*
 academy *akademi*
 accent *aksen*
 accept (to) *menerima (terima v.)*
 accident *kemalangan (malang a.)*
 accident: by ~ *kebetulan*
 account *akaun*
 accounting *perakaunan (akaun n.)*
 accurate *tepat*
 across the road *di seberang jalan*
 action *aksi*
 action film *filem yang penuh aksi*
 activity *aktiviti*
 actually *memang*
 add (to) *serta, tambah*
 address *alamat*
 adept in *mahir dalam*
 administration *pentadbiran (tadbir n.), tadbir*
 administration office *pejabat pentadbiran*
 advertisement *iklan*
 advertising bureau *biro pengiklanan*
 advice *nasihat*
 aerobics *aerobik*
 after *setelah*
 after that *selepas itu*
 afternoon: this ~ *petang nanti*

again *semula*
 age *umur*
 ago: five years ~ *lima tahun yang lalu*
 agriculture *pertanian (tani n.)*
 aircraft *pesawat*
 aisle *lorong*
 alcohol-free drinks *minuman tanpa beralkohol*
 alive *hidup*
 all *segala, semua*
 all (this) *semua (ini)*
 all of them/it *semuanya*
 allergic (to) *alergi (pada)*
 allow *biar*
 almost *hampir*
 almost all the time *hampir sepanjang masanya*
 alone *seorang*
 along with *serta*
 already *sudah, dah*
 also *pun*
 although *meskipun, walaupun*
 always *selalu*
 ambassador *duta*
 amenity *kemudahan (mudah a.)*
 America *Amerika*
 amount, total *jumlah*
 and *dan*
 angry *marah*
 animal *binatang*
 announce (to) *umum*
 announcement *pemberitahuan (beritahu v.), pengumuman*

(*umum a.*)
 annoying *pengganggu (ganggu v.)*
 answer *jawapan (jawab v.)*
 answer a letter (to) *membalas (balas v.) surat*
 ant *semut*
 antique *antik*
 anxious *risau*
 anxious (to be) *bimbang*
 any *sebarang, apa*
 anything *apa saja*
 anytime *bila masa*
 apart from that *selain itu*
 apart from this *selain ini*
 appear (to) *terbit*
 appetite *selera*
 application *permohonan (mohon v.)*
 apply (to) *mohon*
 appointment *temu janji*
 apprehensive *risau*
 approximately *kira*
 April *April*
 Arabic *bahasa Arab*
 architecture *seni bina*
 Are you...? *Adakah saudara ini...?*
 area *kawasan*
 around *keliling*
 arrival *kedatangan (datang v.)*
 arrive (to) *tiba*
 art *seni*
 art gallery *balai seni*
 article *rencana*
 as *sebagai*
 as long as *asalkan*
 as much as *sebanyak*
 as soon as possible *dengan secepat mungkin*
 as wide as *seluas*
 ascend (to) *naik*
 ask (to) *bertanya (tanya n.), bertanya dengan, minta*
 ask for (to) *meminta (minta v.)*
 asthma *asma*
 astray *sesat*
 at first *mulanya*
 at the time when *semasa (masa n.)*
 at... (o'clock) *pukul...*
 ATM machine *mesin ATM*
 attack (to) *menyerang (serang v.)*

attend (to) *hadir, layan, menghadiri (hadir v.)*
 attract (to) *menarik (tarik v.)*
 August *Ogos*
 aunt *makcik*
 authentic *sah, asli*
 authenticate (to) *mengesahkan (sah a.)*
 author *karya*
 autumn *musim luruh*
 available *tersedia (sedia a.)*
 awake (to) *jaga*

background *latar*
 bag *beg*
 bald *botak*
 ball *bola*
 bank note *wang kertas*
 banking *perbankan (bank n.)*
 banter *jenaka*
 bargain *tawaran (tawar v.)*
 bargain (to) *tawar*
 basketball *bola keranjang*
 bathroom *bilik mandi*
 batik *batik*
 bay leaf *daun salam*
 be (at a place) (to) *berada (ada v.)*
 be (to) *jadi*
 beautiful *cantik, indah*
 beauty *keindahan (indah a.)*
 because (of) *kerana*
 become (to) *jadi, menjadi (jadi v.)*
 bed *katil*
 beef *daging lembu*
 beef in coconut milk *rendang daging*
 beef on skewers in peanut sauce *sate daging*
 beer *bir*
 before *sebelum, dahulu, dulu*
 begin (to) *bermula (mula v.)*
 believe (to) *percaya*
 below *bawah*
 belt *tali pinggang*
 better *lebih bagus*
 biggest: the ~ *paling besar*
 bill *bil*
 biology *biologi*
 bird *burung*
 biscuit *biskut*
 bitter *pahit*

bitterness *pahitan*
 black *hitam*
 blind *buta*
 blood *darah*
 blouse *blaus*
 blue *biru*
 boat: small ~ *sampán*
 body *badan*
 bold (of colours) *terang*
 book *buku*
 book (archaic) *pustaka*
 book (to) *tempah*
 book shop *kedai buku*
 booking *tempahan (tempah v.)*
 bored *bosan, jelak*
 boring *membosankan (bosan a.)*
 borrow (to) *meminjam (pinjam v.)*
 boss *bos*
 both *berdua*
 bother (to) *ganggu*
 bottle *botol*
 boutique *butik*
 bowl *mangkuk*
 box *kotak*
 boy *lelaki*
 boyfriend *teman lelaki*
 bracelet *gelang, gelang tangan*
 Brazilian *orang Brazil*
 bread fruit *cepedak*
 break (to) *putus*
 break up (to) *putus hubungan*
 breakfast *sarapan pagi*
 breathe (to) *bernafas (nafas n.)*
 bright *cerah*
 bright (of colours) *terang*
 bring (to) *bawa*
 brisk, quick *pantas*
 broad *luas*
 brochure *brosur*
 broke down *rosak*
 broken *patah*
 brother-in-law *ipar*
 brothers and sisters *beradik*
 brown *perang*
 browse (to) *lihat lihat*
 buffet *bufet*
 build (to) *bina, embangun (bangun v.)*
 building *bangunan (bangun v.)*

built (to be) *dibina (bina v.)*
 bureau de change *pengurus wang*
 bus *bas*
 bus: by ~ *dengan bas*
 business *bisnes, perniagaan (niaga n.)*
 business card *kad nama*
 business management *pengurusan (urus v.) perniagaan (niaga n.)*
 businessman *usahawan (usaha n.)*
 busy *sibuk*
 but *tetapi*
 butter *mentega*
 buy (to) *membeli (beli v.)*
 buy something for someone (to) *membelikan (beli v.)*
 buy by *oleh*
 calculate (to) *kira*
 calf/calves *betis*
 call (to) *panggil*
 call me... *panggil saya...*
 called (to be) *bernama (nama n.)*
 camera *kamera*
 camping *berkhémah (khemah v.)*
 campus *kampus*
 can *tin*
 can (be allowed/able to) *boléh*
 Canada *Kanada*
 car *kereta*
 car repair garage *sebuah békkel keréta*
 car: by ~ *dengan keréta*
 careful *berhati (hati v.)*
 carrot *lobak mérah*
 case: in that ~ *kalau begitu*
 cash *wang tunai*
 cashier *kasyer*
 cassette *kaset*
 cat *kucing*
 catch (to) *menangkap (tangkap v.)*
 catfish *ikan keli*
 caution *awas*
 CD player *alat CD*
 celebrate (to) *meraikan (raya v.)*
 celery *saderi*
 cello *selo*
 centimetre *sentimeter*
 ceremony *majlis, upacara*

change *wang bakinya*
 change (to) *bertukar (tukar v.), ganti*
 change one's mind (to) *tukar fikiran*
 charity *amal*
 chat (to) *cakap*
 chat (to) *berbual dengan*
 chauffeur *pandu*
 chauffeur (to) *pandu*
 cheap *murah*
 cheaper *lebih murah*
 check (to) *periksa, semak*
 check-in *daftar masuk*
 cheek *pipi*
 chef *chef, tukang masak*
 chemistry *kimia*
 chest *dada*
 chicken *ayam*
 chicken curry *kari ayam*
 chicken in coconut milk *rendang ayam*
 chicken korma *ayam masak kurma*
 chicken on skewers in peanut sauce *sate ayam*
 chicken rice *nasi ayam*
 chicken soup with vegetables *soto ayam*
 child *budak, anak*
 child, children *anak, anak-anak*
 child: only ~ *anak tunggal*
 children's clothes *pakaian kanak-kanak*
 chilled, cold *sejuk*
 chilli *cili*
 chilli paste cooked with onions *sambal*
 chin *dagu*
 China *China*
 choice *pilihan (pilih v.)*
 choose (to) *memilih (pilih v.)*
 cinema *panggung wayang*
 city *bandar*
 civil servant *pegawai kerajaan*
 claim, assert (to) *menuntut (tuntut v.)*
 clarinet *klarinet*
 class *kelas*
 classical *klasik*
 classification *pengelasan (kelas n.)*
 classmate *rakan sekelas*
 clay *tanah liat*
 clean *bersih*

cleaner (agent and person) *pencuci (cuci v.)*
 clear *jelas*
 clever (to be good at) *pandai*
 climb (to) *mendaki (daki v.)*
 climber *pendaki (daki v.)*
 close *dekat*
 close (to) *tutup*
 cloth *kain*
 clothes *pakaian (pakai v.), baju*
 cloud *awan*
 cloudy (to be) *berawan (awan n.)*
 coconut *kelapa*
 coconut milk *santan*
 coconut milk pudding *kuih talam*
 coconut rice with various condiments *nasi lemak*
 coffee *kopi*
 coincidence: by ~ *kebetulan*
 cold *sejuk, dingin*
 college *kolej*
 collide (to) *kelanggaran (langgar v.)*
 colour *warna*
 coloured (to be) *berwarna (warna n.)*
 combined (to be) *digabung (gabung n.)*
 come (to) *datang*
 come back (to) *kembali*
 come over (to a place) (to) *datang ke*
 comedy *komedi*
 comfortable *selésa*
 communicate (to) *berhubung (hubung n.)*
 company *syarikat*
 complete (to) *selesai*
 completed *selesai*
 compose (to) *mengarang (garang a.)*
 comprehend (to) *mengetahui (tabu v.)*
 computer *komputer*
 computer programmer *pengaturcara komputer*
 conceited *sombong*
 conclusion *penghabisan (habis n.)*
 condition *keadaan (ada v.)*
 condominium *kondominium*
 confused *keliru*
 congested *sesak*
 congestion *kesesakan (sesak a.)*
 connect (to) *hubung*

connecting rooms *bilik penghubung*
 connection *hubungan (hubung n.)*
 consider (to) *pertimbangan (timbang v.)*
 consign (to) *kirim*
 consist of (to) *terdiri daripada*
 construct, build (to) *bina*
 construction *pembangunan (bangun v.)*
 contact (to) *menghubungi (hubung v.)*
 content *isi*
 continent *benua*
 continue (to) *lanjut*
 continuously *lanjut*
 convenient *mudah*
 convey (to) *menghantar (hantar v.)*
 cook (to) *memasak (masak v.)*
 cookery *masakan (masak v.)*
 coriander *ketumbar*
 correspondence *surat-menyurat*
 cost *harga*
 cotton *kapas*
 cough *batuk*
 Could I have...? *Boléh saya dapatkan...?*
 Could you give me...? *Boléh beri saya...?*
 Could you let me know? *Boléh saya tahu?*
 Could you repeat that, please? *Boléhkah anda ulangi sekali lagi?*
 Could you speak more loudly, please? *Boléhkah anda bercakap dengan lebih kuat?*
 Could you speak more slowly, please? *Boléhkah anda bercakap dengan lebih perlahan?*
 Could you spell it, please? *Boléhkah anda tolong ejaikan?*
 Could you write it down, please? *Boléhkah anda tolong tuliskan?*
 count *hitung*
 count (to) *mengira (kira v.)*
 counter for flat objects *belai*
 counter for objects with stems *tangkai*
 counter for small, round objects *butir*
 counter for thin objects *pucuk*
 country *negara*

country *negeri*
 coupon *kupon*
 course: of ~ *tentu*
 cousin *sepupu*
 cousins: the ~ *sepupu-sepupunya*
 cover (to) *meliputi (liput n.)*
 covering *liput*
 cow *lembu*
 crab *ketam*
 credit card *kad kredit*
 crisps (US chips) *keropok kentang*
 crossing *penyeberang (seberang v.)*
 crossroads *persimpangan (simpang n.)*
 crowded *ramai*
 cruise *pelayaran persiaran*
 cry (to) *menangis (tangis v.)*
 cuisine *masakan (masak v.)*
 culture *budaya*
 cup *cawan*
 current *semasa (masa n.)*
 curriculum vitae *butir peribadi*
 curry *kari*
 cut (to) *memotong (potong v.)*
 cut into pieces (to) *potong sekeping*
 cut with scissors (to) *menggunting (gunting n.)*
 cute *comel*
 daily *harian*
 damp *lembap*
 dance *tari*
 dance (to) *menari (tari n.)*
 dancer *penari (tari n.)*
 dancing *tarian (tari v.)*
 dark *gelap*
 darling *sayang*
 date *tarikh*
 date of birth *tarikh lahir*
 daughter *anak perempuan*
 day *hari*
 day: all ~ long *sepanjang hari*
 day: one of these ~s *suatu hari*
 day: the ~ after tomorrow *dua hari yang akan datang, lusa*
 day: the ~ before yesterday *dua hari yang lalu, kelmarin*
 deal with (to) *menguruskan (urus v.)*
 December *Disember*

decision *keputusan (putus v.)*
 decoration *biasan*
 degree *ijazah*
 deliberate (to) *timbang*
 delicate *halus*
 delicious *lazat, sedap*
 dense *padat*
 densely populated *padat penduduknya*
 dentist *doktor gigi*
 depart (to) *berlepas (lepas v.), bertolak (tolak v.)*
 departure *berlepas (lepas v.)*
 description *gambaran*
 design *corak*
 design (to) *merancang (rancang v.)*
 designer *peréka (reka v.)*
 desire to (to) *hendak, mahu*
 dessert *pencuci mulut*
 destination *destinasi*
 device *alat*
 dictionary *kamus*
 die (to) *meninggal (tinggal v.)*
 died *meninggal dunia*
 differ (to) *beza*
 different *berbeza (beza v.)*
 different from *berbeza dengan, berlainan (lain a.) dengan*
 different kinds of *bermacam*
 difficult *sukar, sulit, susah*
 difficulty *kesulitan (sulit a.)*
 dinner *makan malam*
 diploma, permission *ijazah*
 direct *terus*
 directions *cara membuat*
 dirt *kotoran (kotor a.)*
 dirty *kotor*
 discard (to) *buang*
 disco *disko*
 discount *diskaun*
 discuss (to) *berbincang (bincang v.)*
 dish *lauk*
 dish (food) *hidangan (hidang v.)*
 dish (receptacle) *pinggan*
 displace (to) *alih*
 disturb (to) *mengganggu (ganggu v.)*
 dive (to) *selam*
 divorce (to) *cerai*
 divorced (to be) *bercerai (cerai v.)*

dizzy *mabuk*
 do (to) *berbuat (buat v.), lakukan*
 Do you mind if I ask you...? *Tumpang tanya...?*
 Do you want me to wait? *Mahu saya tunggu?*
 doctor *doktor*
 document *borang*
 dollar *dolar*
 don't *jangan*
 downstairs *tingkat bawah*
 drama *drama*
 draw close to (to) *mendekati (dekat a.)*
 dress *baju*
 dress well (to) *berpakaian kemas*
 dressed (to get) *berpakaian (pakai v.)*
 drink *minuman (minum v.)*
 drink (to) *minum*
 drive (to) *memandu (pandu n.)*
 driving licence *lesen memandu*
 drizzle *renyai-renyai*
 drop *titis*
 drop (to) *titis*
 drops *ubat titis*
 drum *gendang*
 drunk *mabuk*
 dry season *musim panas*
 duck *itik*
 durian fruit *buah durian*
 ear *telinga*
 early in the morning *pagi pagi*
 easy *senang, mudah*
 eat *daging*
 eat (to) *makan*
 eaten (to be) *dimakan (makan v.)*
 economy *ekonomi*
 educate (to) *didik*
 educated *terpelajar (ajar v.)*
 education *pendidikan (didik v.)*
 egg *telur*
 eggs cooked in tea *telur téh*
 eight *lapan*
 either *sama ada*
 eldest *sulong*
 election *pemilihan (pilih v.)*
 e-mail *e-mel*
 embarrassed *malu*

embarrassing *memalukan* (malu a.)
 embassy *kedutaan* (duta n.)
 employee *pegawai, pekerja* (kerja n.)
 empty *kosong*
 end *hujung*
 engineer *jurutera*
 engineering *kejuruteraan* (jurutera n.)
 enjoy *seronok*
 Enjoy your food. *Selamat makan.*
 Enjoy your studies. *Selamat belajar.*
 Enjoy your work. *Selamat bekerja.*
 enough *cukup*
 enter (to) *masuk*
 entertain (to) *hibur*
 entertainment *hiburan* (hibur v.)
 enthusiasm *minat*
 enthusiastic *bersemangat*
 (semangat n.)
 environment *alam sekitar*
 equal to *sama dengan*
 especially *terutama* (utama a.),
 terutamanya (utama a.)
 evening: in the ~ *pada waktu malam*
 ever *pernah*
 every *setiap, tiap*
 examine (to) *memeriksa* (periksa v.)
 excellent *terbaik* (baik a.)
 except *kecuali*
 exchange rate *kadar pertukaran*
 excuse me *maaf!*
 exercise *latihan*
 exit *pintu keluar*
 expect (to) *menunggu* (tunggu v.)
 expensive *mahal*
 experience *pengalaman* (alam a.)
 experienced *alam*
 expert *abli*
 explanation *keterangan* (terang a.)
 extract (to) *perah*
 eye *mata*
 eyebrow *bulu kening*

face (to) *hadap*
 fail *gagal*
 family *keluarga*
 famous, well-known *terstanal,*
 terkenal
 fan *kipas*
 far *jauh*

far from here *jauh dari sini*
 fare *tambang*
 farmer *tani*
 fashion *fesyen*
 fashion designer *peréka fesyen*
 fast (as in a religious fast) *puasa*
 fast (to) *berpuasa* (puasa n.)
 father *ayah, papa*
 father-in-law *mertua*
 fax machine *mesin faks*
 February *Februari*
 feeble *lemah*
 feel (to) *merasa* (rasa v.)
 female *wanita*
 ferry *feri*
 fetch (to) *menjemput* (jemput v.)
 feverish *demam*
 few: a ~ *beberapa*
 field (i.e. of expertise, etc.) *bidang*
 fight (to) *juang*
 fill in (to) *isikan* (isi n.), *mengisi*
 film *filem*
 final *akhir*
 finance *kewangan*
 fine *halus*
 fine: I'm ~ *khabar baik*
 fine: that's ~ *baiklah kalau begitu*
 finger *jari*
 finish (to) *berakhir* (akhir a.), *habis,*
 menyelesaikan (selesai v.)
 finished *habis*
 fire *api*
 first *pertama*
 fish *ikan*
 fish cooked in banana leaves *otak*
 otak
 fitness centre *pusat kesihatan*
 five *lima*
 fixed price *harga tetap*
 flight *penerbangan*
 flood *banjir*
 floor (storey) *tingkat*
 flower *bunga*
 fluent *fasih*
 fluently *dengan fasih*
 flute *seruling, flut*
 fly (to) *terbang*
 fog *kabut*
 foggy *berkabut* (kabut n.)

follow (to) *ikut*
 follow:(Please) ~ me. *Mari ikut saya.*
 fond of (to be) *gemar*
 food *makanan* (makan v.), *lauk*
 foot *kaki*
 foot: go on ~ *berjalan kaki*
 football (soccer) *bola sépak*
 football player *pemain bola sépak*
 for *bagi, atas*
 for (with time) *selama*
 forbidden: it is ~ *dilarang* (larang v.)
 force to (to) *paksa*
 forced (to be) *terpaksa* (paksa v.)
 forehead *dahi*
 foreign *asing a.*
 forget *lupa*
 forget (to) *terlupa* (lupa v.)
 forget: don't ~; don't ~ to... *jangan*
 lupa; jangan lupa untuk...
 forgive (to) *maafkan*
 forgotten: already ~ *sudah lupa*
 fork *garfu*
 form *borang*
 formerly *dahulu, dulu*
 fort *kubu*
 forty *empat puluh*
 fountain *pancutan*
 four *empat*
 France *Perancis*
 free *merdeka*
 free time *masa lapang*
 frequent *kerap*
 Friday *Jumaat*
 fried *goreng*
 fried noodles *mi goréng*
 fried rice *nasi goréng*
 friend *rakan, sahabat, teman*
 friend (to have a) *berteman*
 (teman n.)
 friendly *peramah*
 friends (to be) *bersahabat* (sahabat n.)
 friends with (to be) *berteman dengan*
 friendship *persahabatan* (sahabat n.)
 frightened *takut*
 frightening *menakutkan* (takut a.)
 from *dari*
 from: I am ~... *Saya berasal dari...,*
 Saya dari...
 front: in ~ of *depan*

fruit salad *rojak buah*
 fruit salad with spicy sauce *rojak*
 frying pan *kuali*
 full *penub*
 full of *penub dengan*
 full time *sepenuh masa*
 further information *keterangan yang*
 lebih lanjut

gadget *alat*
 gain (to) *memperoleh* (oleh n.)
 gait *cara berjalan*
 galangal *lengkuas*
 game *permainan* (main v.)
 garden *kebun, taman*
 gardening *berkebun* (kebun n.)
 garlic *bawang putih*
 gather (to) *kumpul*
 geography *geografi*
 Germany *Jerman*
 get *ambillah* (ambil v.)
 get (to) *dapatkan* (dapat v.),
 mendapat
 get married to (to) *kahwin dengan*
 get off or out of a vehicle (to) *turun*
 get something out (to) *keluarkan*
 (luar)
 get up (to) *bangun*
 gift *hadiah*
 ginger *halia*
 giraffe *zirafah*
 girl *perempuan*
 give (to) *memberi* (beri v.)
 give a feast to (to) *jamu*
 give someone something (to) *berikan*
 (beri v.)
 Glad to meet you. *Gembira bertemu*
 dengan saudara.
 glass *segelas, gelas*
 glove *sarung tangan*
 go (to) *pergi*
 go dating (to) *jumpa janji*
 go diving (to) *menyelam* (selam v.)
 go for a walk (to) *pergi berjalan*
 (jalan v.)
 go hiking (to) *mengembara berjalan*
 kaki
 go in search of adventure (to)
 mengembara (kembara a.)

go jogging (to) <i>berjoging (joging n.)</i>	hall <i>dewan</i>
go on foot (to) <i>jalan kaki</i>	hand <i>tangan</i>
go out for a stroll (to) <i>jalan</i>	hand-made <i>buatan tangan</i>
go shopping (to) <i>membeli-belah</i>	hang (to) <i>sangkut</i>
go sightseeing (to) <i>melancong</i>	hang out (to) <i>berkumpul (kumpul v.)</i>
go to school (to) <i>bersekolah</i> (<i>sekolah n.</i>)	happy <i>bahagia, gembira, senang</i>
go up (to) <i>naik</i>	Happy Birthday! <i>Selamat hari jadi!</i>
go upstairs (to) <i>naik ke atas</i>	Happy Eid! <i>Selamat Hari Raya!</i>
goat <i>kambing</i>	Happy New Year! <i>Selamat Tahun</i> <i>Baru!</i>
goat meat on skewers in peanut sauce <i>saté kambing</i>	hat <i>topi</i>
good <i>bagus, baik</i>	hate (to) <i>benci</i>
good afternoon <i>selamat tengah hari</i>	have (to) <i>ada</i>
good evening <i>selamat petang</i>	have a family (to) <i>berkeluarga</i> (<i>keluarga n.</i>)
good morning <i>selamat pagi</i>	have a wife (to) <i>beristeri</i>
good night <i>selamat malam</i>	have an appetite for (to) <i>berselera</i> (<i>selera n.</i>) <i>untuk</i>
goodbye <i>selamat jalan, selamat</i> <i>tinggal</i>	have breakfast (to) <i>bersarapan</i> (<i>sarapan n.</i>) <i>pagi</i>
goodness <i>kebaikan</i>	have children (to) <i>beranak (anak n.)</i>
goods <i>barang</i>	have soy sauce in it (to) <i>berkicap</i> (<i>kicap n.</i>)
government <i>kerajaan (raja n.)</i>	have the ability to (to) <i>mampu</i>
graduate (to) <i>tamat pengajian</i>	have: I ~ <i>Saya ada...</i>
graduation ceremony <i>upacara ijazah</i>	he <i>dia</i>
grandchild <i>cucu</i>	head <i>kepala</i>
granddaughter <i>cucu</i>	head teacher <i>guru besar</i>
grandfather <i>datuk</i>	health <i>kesihatan (sihat a.)</i>
grandmother <i>nénék</i>	healthy <i>sihat</i>
grandson <i>cucu</i>	hear (to) <i>mendengar (dengar v.)</i>
gravy <i>kuah</i>	heart <i>jantung</i>
great <i>bagus sekali</i>	heavy <i>berat</i>
green <i>hijau</i>	hello <i>helo</i>
grey <i>kelabu</i>	help <i>bantuan (bantu v.)</i>
grill (to) <i>bakar</i>	help (to) <i>membantu (bantu v.)</i>
grilled <i>bakar</i>	helper <i>pembantu (bantu v.)</i>
grind (to) <i>kisar</i>	here <i>di sini</i>
group <i>kumpulan (kumpul v.)</i>	high <i>tinggi</i>
guava <i>jambu</i>	high blood pressure <i>penyakit darah</i> <i>tinggi</i>
guess (to) <i>agak</i>	hill <i>bukit</i>
guest <i>tamu, tetamu</i>	historical <i>bersejarah (sejarah n.)</i>
guest room <i>bilik tamu</i>	history <i>sejarah</i>
guest singer <i>penyanyi undangan</i>	hobby <i>hobi</i>
guests' invitation <i>jemputan</i> (<i>jemput v.</i>)	holiday <i>cuti</i>
guide <i>pemandu (pandu n.)</i>	holiday (to be on) <i>bercuti (cuti n.)</i>
guitar <i>gitar</i>	holiday resort <i>tempat peranginan</i>
hair <i>rambut</i>	Holland <i>Belanda</i>
half <i>setengah</i>	

hope (to) <i>harapkan (harap v.)</i>	ice <i>ais</i>
hopefully <i>harap, mudah, mudahan</i>	ice cream <i>ais krim</i>
horror <i>seram</i>	identification <i>pengenalan (kenal v.)</i>
horror movie <i>filem seram</i>	if <i>jika, kalau</i>
hospital <i>hospital</i>	illness <i>penyakit (sakit a.)</i>
hot <i>panas</i>	illuminate (to) <i>sinar</i>
hot (spicy) <i>pedas</i>	impatient to (o be) <i>tidak sabar</i>
hot water/spring <i>air panas</i>	import (to) <i>import</i>
hotel <i>hotel</i>	imported from (to be) <i>diimport dari</i>
house <i>rumah</i>	in <i>dalam</i>
house of worship <i>rumah beribadat</i>	in another 30 minutes <i>dalam masa 30</i> <i>lagi</i>
How (in what way) are you sick? <i>Sakit apa?</i>	include (to) <i>termasuk (masuk v.)</i>
How are you? <i>Apa khabar?</i>	indeed <i>memang</i>
How do I get there? <i>Bagaimana nak</i> <i>ke sana?</i>	independence <i>kemerdekaan</i> (<i>merdeka a.</i>)
How is...?/How was...? <i>Bagaimanakah dengan?</i>	independent <i>merdeka</i>
How is the weather? <i>Bagaimana</i> <i>cuacanya?</i>	Indian bread <i>roti canai</i>
How long (distance)? <i>Berapa</i> <i>panjang?</i>	Indian lentil curry <i>dhal kari</i>
How many...? <i>Berapakah?</i>	Indian pancakes with meat fillings <i>murtabak</i>
How many hours? <i>Berapa jam?</i>	Indian-style rice with meat <i>nasi</i> <i>briyani</i>
How many kilos? <i>Berapa kilo?</i>	indigestion <i>ketakceraan</i>
How many nights? <i>Berapa malam?</i>	inform (to) <i>beritahu (tahu v.)</i>
How many times? <i>Berapa kali?</i>	information <i>keterangan (terang a.),</i> <i>maklumat</i>
How much? <i>Berapa?, Berapa</i> <i>banyak?</i>	ingredients <i>bahan</i>
How much is the cost? <i>Berapa</i> <i>harganya?</i>	inject (to) <i>menyuntik (suntik v.)</i>
How old? <i>Berapakah umur?</i>	inn <i>penginapan (inap v.)</i>
How tall? <i>Berapa tinggi?</i>	inspiration <i>inspirasi</i>
human being <i>manusia</i>	instead of <i>sebagai ganti</i>
human relationship <i>hubungan</i> <i>masyarakat</i>	Institute of Higher Education <i>Institusi</i> <i>Pengajian Tinggi</i>
human resources <i>sumber manusia</i>	instructions <i>cara membuat</i>
humanities <i>kemasyarakatan</i> (<i>masyarakat n.</i>)	instructor <i>pengajar (ajar v.)</i>
humid <i>lembap</i>	intelligence <i>akal</i>
hungry <i>lapar</i>	intelligent (to be) <i>berakal (akal n.)</i>
hurry (to be in a) <i>terburu-buru,</i> <i>tergesa-gesa</i>	interested <i>tertarik</i>
Hurry up! <i>Lekas lekas!</i>	interested in (to be) <i>berminat (minat</i> <i>n.), tertarik (tarik v.) dengan</i>
husband <i>suami</i>	interesting <i>menarik (tarik v.)</i>
	international <i>antarabangsa</i>
	introduce (to) <i>perkenalkan (kenal v.)</i>
	invariable <i>tetap</i>
	invent (to) <i>reka</i>
I <i>aku, saya</i>	inventor <i>pereka (reka v.)</i>
I am <i>saya</i>	invitation <i>jemputan (jemput v.),</i> <i>undangan (undang v.)</i>
I love... <i>Saya suka sekali...</i>	

invite (to) *ajak, jemput, menjamu*
(*jamu* v.)
invited: the person ~ *tetamu jemputan*
is, are *adalah*
it *ia*
It is...centimetres long.
Panjangnya...sentimeter.
Italy *Itali*
itching *gatal*

jacket *jaket*
January *Januari*
Japan *Jepun*
job *pekerjaan* (*kerja* n.)
jogging *joging*
join (to) *gabung*
joint *hubung*
joke *gurau*
joke (to) *bergurau* (*gurau* n.)
joke around (to) *berjenaka* (*jenaka* n.)
journalist *wartawan*
journey *perjalanan* (*jalan* n.)
July *Julai*
June *Jun*
just *sabaja, saja*
just now *tadi*

kaffir lime leaf *daun limau purut,*
daun purut
karate *karate*
keep *bersemangat* (*semangat* n.)
keep (to) *simpan*
keep an eye on (to) *mengawasi*
(*awas* n.)
keep on doing (to) *terus*
keep on walking *jalan terus*
key *kunci*
kilo *kilo*
kilo: one and a half ~s *sekilo setengah*
king *raja*
kitchen *dapur*
know (to) *kenal* (*dengan*), *tahu*
know: I don't ~. *Saya tidak tahu.*
knowledge *pengetahuan* (*tahu* v.)
known as *dikenali* (*kenal* v.) *sebagai,*
terkenal dengan

lab *makmal*
lack of profit *rugi*

lake *tasik*
lamb *biri*
language *bahasa*
large *luas*
last: the ~ *terakhir* (*akbir* a.)
late *lewat, terlambat* (*lambat* a.),
terlewat (*lewat* a.)
late at night *malam malam*
later *nanti*
laugh *tawa*
laugh (to) *ketawa* (*tawa* n.)
law *undang-undang*
lawyer *peguam*
leaf *daun*
leather *kulit*
leather shadow puppet *wayang kulit*
leave *cuti*
leave (to) *angkat*
leave (to) *tinggalkan* (*tinggal* v.)
leave for (to) *berangkat* (*angkat* v.)
lecture *syarah*
lecturer *pensyarah* (*syarah* n.)
left: on the ~-hand side *di samping*
kiri
leg *kaki*
leisure *lapang*
lemon grass *serai*
lend (to) *pinjamkan* (*pinjam* v.)
length of stay *tempoh tinggal*
less *kurang*
lesson *pelajaran* (*ajar* v.)
let *biar*
let go (to) *melepas*
Let me help. *Biar saya bantu., Mari*
saya bantu.
Let me introduce... *Perkenalkan...,*
Ini...
Let's go! *Jomlah!* (slang)
letter *surat*
library *perpustakaan* (*pustaka* n.)
licence *lesen*
life *hidup*
light (of weight) *ringan*
like *macam*
like (similar to) *seperti*
like (to) *suka*
like the most (to) *paling suka*
like: I don't really ~... *Saya kurang*
suka...

likewise *pula*
link *penghubung* (*hubung* v.)
lips *bibir*
list *daftar*
listen to music (to) *mendengar muzik*
live (to) *tinggal*
lively *meriah*
lobster *udang karang*
long *lama, panjang*
long: (For) how ~ (time)? *Berapa*
lama?
look, examine (to) *pandang*
look after (to) *mengurus* (*urus* v.),
menjaga (*jaga* v.)
look for (to) *mencari* (*cari* v.) *cari*
look like (to) *kelihatan* (*lihat* v.)
look out onto (to) *menghadap* (*hadap*
v.) *ke*
looked for (to be) *dicari* (*cari* v.)
lose out (to) *rugi*
lose something (to) *keciciran* (*cicir* v.)
loss *rugi*
lost *sesat*
lost (to be) *tersesat* (*sesat* a.)
lot: a ~ of *banyak*
loudly *kuat*
love *cinta*
love (to) *mencintai* (*cinta* n.)
luck *untung*
luck: I wish you ~. *Harap kamu*
berjaya.
lucky (to be) *bernasib* (*nasib* n.)
luggage *bagasi*
lukewarm *suam*
lurid *garang*

made of (to be) *dibuat* (*buat* v.)
daripada
maid *pembantu rumah*
main road *jalan raya*
maize *jagung*
make *buatlah*
make (to) *membuat*
make one's mouth water (to)
menjamu selera
make plans (to) *merencanakan*
(*rencana* n.)
make yourself at home *buatlah*
seperti rumah sendiri

Malay (language) *Bahasa Malaysia*
male *lelaki*
man *lelaki*
manage (to) *urus*
management *pengurusan* (*urus* v.)
manager *pengurus* (*urus* v.)
Mandarin *bahasa Mandarin*
mango pudding *puding mangga*
many: For how ~ people? *Untuk*
berapa orang?
many: too ~ *terlalu banyak*
map *peta*
marathon *maraton*
marble *batu marmar*
March *Mac*
marital status *taraf perkahwinan*
market *pasar*
marketing *pemasaran* (*pasar* n.)
maroon *merah manggis*
marriage *perkahwinan* (*kahwin* v.)
marriage vows *akad nikah*
married *berkahwin* (*kahwin* v.),
berkeluarga (*keluarga* n.),
kahwin
married: not ~ *belum berkahwin*
marry (to) *kahwin*
massage *urut*
massage parlour *rumah urut*
master's degree *sarjana*
material *kain*
mathematics *matematik*
matter: it doesn't ~ *tak apalah, tidak*
mengapa
May *Mei*
May I have...? *Boléh saya*
dapatkan...?
May I request...? *Boléh saya*
minta...?
maybe *mungkin*
me too *Saya juga begitu*
mean (to) *maksudkan* (*maksud* v.)
measure *ukur*
meat *daging*
mechanic *mekanik*
medicine *perubatan* (*ubat* n.)
meet (to) *bertemu* (*temu* v.)
meet: I am pleased to ~ you too. *Saya*
juga begitu.
meeting *mesyuarat*

mention (to) *menyebut* (*sebut* v.)
 menu *menu makanan*
 Merry Christmas *Selamat Menyambut Hari Krismas*
 message *pesanan* (*pesan* v.)
 method *cara membuat*
 metre *meter*
 mind *akal*
 minister *menteri*
 ministry *kementerian* (*menteri* n.)
 miss (a form of transport) (to) *ketinggalan* (*tinggal* v.)
 miss (to) *tertinggal* (*tinggal* v.)
 mistaken (to be) *tersilap* (*silap* a.)
 mistaken: if I'm not ~ *kalau saya tidak silap*
 mix *campur*
 mix (to) *campur, gaul*
 mixed (to be) *dicampur* (*campur* v.)
 mixed vegetables *sayur campur*
 mobile phone *telefon mudah alih*
 moist *lembap*
 moment *sekejap*
 Monday *Isnin*
 money *wang*
 month *bulan*
 monument *tugu*
 more *lebih*
 morning: this ~ *pagi tadi*
 mother *ibu*
 mother-in-law *mertua*
 motivation *semangat*
 motorbike *motorsikal*
 mountain *gunung*
 mountain range *pergunungan* (*gunung* n.)
 mouth *mulut*
 movement *bergerak* (*gerak* n.)
 Mr *Encik*
 museum *muzium*
 music *muzik*
 musician *ahli muzik*
 mutton *kambing*
 mutton curry *kari kambing*

name *nama*
 name: My ~ is... *Nama saya...*
 namely *iaitu*
 nation *bangsa*

national zoo *zoo negara*
 nationality *kebangsaan, warganegara*
 native *asli*
 native: like a ~ *seperti orang asli*
 nature *sifat*
 nauseous *mual*
 near *dekat*
 neat *kemas*
 neck *leher*
 necklace *kalung, rantai leher*
 need *perlukan* (*perlu* v.)
 need (to) *perlu*
 need: there's no ~ *tidak usah*
 needed for *diperlukan* (*perlu* v.)
untuk
 neighbour *tetanga*
 nephew *anak saudara lelaki*
 net *jala*
 net (to) *menjala* (*jala* n.)
 never *pernah*
 new *baru*
 new year *tahun baru*
 news *berita*
 newspaper *akhbar, surat khabar*
 next month *pada bulan hadapan*
 next to *di sebelah*
 next to it *di sebelahnya*
 next week *minggu depan*
 niece *anak saudara perempuan*
 nine *sembilan*
 no *bukan*
 no smoking *dilarang merokok*
 No, thank you. *Tidak, terima kasih.*
 non-stop *terus*
 noodles *mi*
 noodles in soup *mi kuah*
 noodles in spicy gravy *mi rebus*
 noodles, black bean sauce, squid and vegetables *mi Hailam*
 noodles: flat rice ~ *mi kuay teow*
 nose *hidung*
 not *tak, tiada*
 novel *novel*
 November *November*
 now *sedang, sekarang*
 now and again *sebenjar-sebenjar*
 nowadays *kini*
 number *nombor*
 number: the wrong ~ *salah nombor*

nurse *jururawat*

obliged (to) *terpaksa* (*paksa* v.)
 obtain (to) *oleh*
 occasion *masa*
 ocean *lautan* (*laut* n.)
 October *Oktober*
 odd *pelik*
 office *pejabat*
 often *sering*
 OK *baiklah*
 older brother *abang*
 older sister *kakak*
 once *sekali*
 once in a while *sekali-sekala*
 one *satu*
 one (counter for animals) *seekor*
 one by one *satu satu*
 one: the ~ in front of that *yang depan itu*
 onion *bawang besar*
 only *cuma, hanya, saja, tunggal, sahaja*
 opened (to be) *dibuka* (*buka* v.)
 opinion *pendapat*
 opinion (to be of the) *berpendapat* (*pendapat* n.)
 orang utan *orang hutan*
 orange *jingga, oren*
 order (to) *pesan*
 order some more (to) *tambah lagi*
 order: in ~ to *untuk*
 ordered (to be) *dipesan* (*pesan* v.)
 original *asli*
 other *lain, yang lain*
 outside *di luar*
 over cooked *terlalu keras*
 overcast *mendung*
 overeat (to) *kekenyangan*
 overtake (to) *memotong* (*potong* v.), *mendahului* (*dahului*)
 own (to) *milik*
 owner *pemilik* (*milik* v.)
 oysters *tiram*

package holiday *pakéj percutian*
 paddle *dayung*
 paddle (to) *mendayung* (*dayung* n.)
 page *muka surat*

pair: (a) ~ of *sepasang*
 pale *pucat*
 palpitation *debar*
 pampered *manja*
 papaya *betik*
 parcel *bungkusan* (*bungkus* v.)
 park (to) *meletak* (*letak* n.)
 park a car (to) *letak kereta*
 part *bahagian*
 part time *sambilan*
 pass (to) *berlalu* (*lalu* v.)
 pass away *meninggal dunia*
 passer-by *pejalan kaki*
 passport *pasport*
 patient *sabar*
 pattern *corak*
 pay (for) (to) *bayar*
 peaceful *damai*
 peanut *kacang*
 peanut sauce *sos kacang*
 pedal *kayuh*
 pedestrian *pejalan* (*jalan* n.) *kaki*
 Penang Pulau Pinang
 pencil *pensél*
 peninsula *semenanjung*
 pepper *lada*
 per cent *peratus*
 per hour *per jam*
 per month *sebulan*
 per room *sebilik*
 performance *pertunjukan* (*tunjuk* v.)
 permission *ijazah*
 persistent *terpulang* (*pulang* v.)
 person *orang*
 personal *peribadi*
 personal details *butir peribadi*
 phone: by ~ *dengan telefon*
 photo *foto*
 photographer *jurufoto, jurugambar*
 photography *fotografi*
 piano player *pemain piano*
 pick up (to) *jemput*
 picture *gambar*
 piece *keping, kepingan*
 piece, slice, to cut *potong*
 pink *merah jambu*
 pip *ulas*
 pity: It's a ~! *Sayang!*
 place *letak*

place of birth *tempat lahir*
 place where someone lives *tempat tinggal*
 plan *rancangan (rancang v.)*
 plan (to) *rancang*
 plane *kapal terbang*
 plastic *plastik*
 plate *pinggan*
 play *drama*
 play (to) *bermain (main v.)*
 play football (soccer) (to) *bermain bola sépak*
 play on the computer (to) *bermain komputer*
 play sport (to) *bersukan (sukan)*
 player *pemain (main v.)*
 pleasant *nyaman*
 please come *datanglah*
 pleased *senang*
 Pleased to meet... *Gembira dapat bertemu dengan...*
 pleasing *menyenangkan (senang a.)*
 plum sauce *sos pelam*
 police *polis*
 police station *balai polis*
 polite *sopan*
 poor *miskin*
 popular *populer*
 population *penduduk (duduk v.)*
 pork *babi*
 porridge *bubur*
 porridge: black glutinous rice sweet ~
bubur pulut hitam
 portray (to) *menggambarkan*
 possible: if ~ *jika boleh*
 potato *ubi kentang*
 prawn *udang*
 prawn crackers *keropok*
 prefer *lebih suka*
 prepare (to) *menyediakan (sedia a.),*
siapkan (siap a.)
 present *bungkusan (bungkus v.)*
 president *presiden*
 previous *dahulu*
 price *harga*
 pricking *perit*
 primary school *sekolah rendah*
 printed *cap*
 private *swasta*

private company *syarikat swasta*
 problem *masalah*
 problem: (It's) no ~. *Tidak ada masalah.*
 problem: no ~ *tidak mengapa*
 product *produk*
 prohibit (to) *larang*
 proud *sombong*
 proud (to be) *menyombongkan*
(sombong a.)
 provided that *asalkan*
 psychology *psikologi*
 public *umum*
 publish (to) *terbit*
 publishing house *penerbitan (terbit v.)*
 pull (to) *tarik*
 pupil (primary school) *murid*
 purchases *belian (beli v.)*
 purple *ungu*
 put (to) *bubuh*
 put in *masukkan (masuk v.)*

quality *kualiti*
 queen-sized bed, double bed *katil kelamin*
 quickly *cepat, dengan pantas*
 quite right *betul sekali*

raincoat *baju hujan*
 raining *hujan*
 rainy season *musim hujan*
 rare *setengah matang*
 rat: big ~ *tikus besar*
 rather *agak*
 raw *mentah*
 ray *sinaran (sinar v.)*
 reach (to) *sampai*
 read (to) *membaca*
 reading *pembacaan (baca v.)*
 ready *sedia, siap*
 ready (to be) *bersedia (sedia a.)*
 ready to be served up *siap dihidang*
 really *sungguh, betul*
 Really? *Yakab?*
 really: not ~ *tidak begitu, tidak sangat*
 rear: the ~ *belakang*
 reason for visit *tujuan lawatan*
 reason: that's the ~ *patutlah*

receive (to) *terima*
 reception *resépsi*
 recipe *resipi*
 reciprocate (to) *balas*
 recommend (to) *cadangkan*
(cadang v.)
 red *mérah*
 red beans with coconut milk and ice
ais kacang
 reduce (to) *kurangkan (kurang),*
mengurangi
 regards: Give them my ~. *Sampaikan*
salam saya kepada mereka.
 regulation *peraturan (atur v.)*
 relieved *lega*
 religious worship *ibadat*
 remainder *baki*
 remember (to) *ingat*
 rent *sewa*
 rent (to) *menyewa (sewa n.)*
 renting out *penyewaan (sewa n.)*
 replace (to) *mengganti (ganti v.)*
 reply (to) *balas, jawab*
 request (to) *meminta (minta v.)*
 reservation *tempahan (tempah v.)*
 respectful greetings *sembah*
 rest (to) *berehat (rehat v.)*
 restaurant *restoran*
 restriction *peraturan (atur v.)*
 retire (to) *bersara*
 return *kepulangan (pulang v.)*
 return home (to) *pulang*
 return ticket *tiket pulang balik*
 rhythm *rentak*
 rice (cooked) *nasi*
 rice field *sawah padi*
 rice flour *tepung beras*
 rice noodles in coconut gravy *mi*
laksa
 rice porridge with chicken. *bubur*
ayam
 rice with meat and vegetables *nasi*
campur
 rice: blue ~ with raw vegetables and
 salted fish *nasi kerabu*
 rice: glutinous ~ *nasi pulut, pulut*
 rice: glutinous ~ and coconut pudding
puding pulut santan
 rich *kaya*

rich: I'm ~! *Kayalah saya.*
 rickshaw *béca*
 right: that's ~ *tepat sekali*
 river *sungai*
 roast *bakar*
 roast chicken in spicy sauce *ayam*
percik
 room *bilik*
 room: for one ~, per room *sebilik*
 rose *bunga mawar, ros*
 roundabout *bulatan (bulat a.)*
 rubber *getah*
 rubbish (trash) *kotoran (kotor a.),*
sampah
 run (to) *lari*
 run out of *kehabisan (habis v.)*

sad *sedih*
 safe *aman*
 saffron leaf *daun kunyit*
 sail *belayar (layar v.)*
 salary *gaji*
 sales *jualan*
 salt *garam*
 salt: add ~ to taste *bubuh garam*
secukup rasa
 salty *masin*
 same: the ~ as *sama dengan*
 sarong *kain sarung*
 satiated *kenyang*
 satisfied *puas*
 satisfy (to) *memuaskan (puas a.)*
 Saturday *Sabtu*
 sauna *sauna*
 say (to) *kata*
 scenery *pemandangan (pandang v.)*
 school *sekolah*
 school hall *deewan sekolah*
 scientist *ahli sains, saintis*
 scissors *gunting*
 scoop *gayung*
 sea *laut*
 sea level *aras laut*
 seafood *makanan laut*
 seaside *tepi pantai*
 season *musim*
 seat *tempat duduk*
 seat *duduk*
 seat (window) *tempat duduk (di*

sebelah *tingkap*
 second *kedua*
 secret *rahasia*
 secretarial *kesetiausahaawan*
 (*setiausaha* n.)
 secretary *setiausaha*
 section *bahagian*
 see (to) *melihat* (*lihat* v.)
 See you. *Sehingga berjumpa lagi.*
 seem (to) *nampak*
 seems: it ~ like *nampaknya*
 select (to) *pilih*
 sell (to) *menjual* (*jual* v.)
 seller *penjual* (*jual* v.)
 selling *penjualan* (*jual* v.)
 send (to) *hantar, kirim, mengirim*
 (*kirim* v.)
 separately *berasingan* (*asing* a.)
 September *September*
 serious *serius*
 serve (to) *hidang*
 served *dihidangkan* (*hidang* v.)
 served (to be) *dihidang* (*hidang* v.)
 set *set*
 settlement *perkampungan*
 (*kampung* n.)
 seven *tujuh*
 sex *jantina*
 sexy *seksi*
 shallot *bawang mérah*
 sharp *tajam*
 she *dia*
 shine (to) *berkilat* (*kilat* n.)
 ship *kapal*
 shirt *kemeja*
 shiver (to) *menggigil* (*gigil* v.)
 shoe *kasut*
 shop *kedai*
 shopkeeper *pekedai* (*kedai* n.)
 short *pendek*
 short trousers *seluar pendek*
 should *harus*
 shoulder(s) *bahu*
 show *persembahan* (*sembah* n.)
 show (to) *tunjuk* (*tunjuk* v.)
 shrimp *udang*
 shy *malu*
 shy person *pemalu* (*malu* a.)
 shy: don't be ~ *jangan malu, malu*

shy: If you're too ~ to ask you will get
 lost in the street. (proverb) *Malu bertanya nanti sesat di jalan.*
 sick *sakit*
 side *sebelah*
 sign *tanda*
 signal *isyarat*
 signature *tanda tangan*
 silver *perak*
 simmer (to) *merenih* (*renih* v.)
 simple *mudah*
 since *sejak, semenjak*
 sing (to) *menyanyi* (*nyanyi* v.)
 Singapore *Singapura*
 singer *penyanyi* (*nyanyi* v.)
 single *tunggal, bujang*
 sister-in-law *ipar*
 sit about /down (to) *duduk*
 sit: Please ~ down. *Sila duduk.*
 six *enam*
 size *saiz, ukuran* (*ukur* n.)
 ski *ski*
 skill *kemahiran* (*mahir* n.)
 skilled person *mahir*
 skirt *skirt*
 sleep (to) *tidur*
 slim *langsing*
 slow *perlahan*
 slowly *perlahan-lahan*
 slowly: more ~ *dengan lebih perlahan*
 small: too ~ *terlalu kecil*
 smell (to) *bau*
 smells: it ~ *baunya*
 smoke *asap rokok*
 smoke (to) *merokok* (*rokok* n.)
 snacks *makanan ringan*
 snorkel (to) *mensnorkel* (*snorkel* n.)
 so *jadi*
 so that *supaya*
 so that's good *bagus kalau begitu*
 so: and ~ on *dan lain*
 soap opera *drama lipur lara*
 soccer *bola sepak*
 socialize (to) *bergaul* (*gaul* v.)
 society *masyarakat*
 sock *sarung kaki*
 sold out *dijual*
 soldier(s) *askar*
 someone *seseorang*

sometimes *adakalanya, kadang*
 somewhat *agak*
 son *anak lelaki*
 songs: types of ~ *rentak lagu*
 sorry: I am ~ *maaf!*
 sort out (to) *uruskan* (*urus* v.)
 source *sumber*
 souvenir *cenderamata*
 souvenir shop *kedai cenderamata*
 soy sauce *kicap*
 soybean: fermented - cake *tempeh*
 Spain *Sepanyol*
 speak *bercakap* (*cakap* v.)
 special *istimewa, khas*
 specialities (culinary) *hidangan*
 istimewa
 spectacles *cermin mata*
 spend (to) *berbelanja* (*belanja* v.),
 menghabiskan (*habis* a.)
 spend the night (somewhere) (to)
 menginap (*inap* v.)
 spent (to be) *dihabiskan* (*habis* v.)
 spice *rempah*
 spike *duri*
 spiky (to be) *berduri* (*duri* n.)
 spill (to) *cicir*
 spirit *semangat*
 spoil *manja*
 spoon *sudu*
 sport *sukan*
 sports centre *pusat sukan*
 spring *musim bunga*
 spring onions *daun bawang*
 square *persegi*
 squid *sotong*
 staff room *bilik guru*
 stalk *tangkai*
 stall *gerai*
 stand (to) *diri*
 stand up (to) *berdiri* (*diri* v.)
 standard room *bilik standard*
 star fruit *buah belimbing*
 start (to) *mula*
 state *negeri*
 station *stesen*
 statue *patung*
 stay (to) *tinggal*
 steak *stik*
 steam bath *mandi wap*

step (to) *memijak* (*pijak* n.)
 still *lagi, masih, pun*
 stock *stok, kuah*
 stocking *stokin*
 stomach *perut*
 stone *batu*
 stone (to be made of) *berbatu*
 (*batu* n.)
 stop *perhentian* (*henti* v.)
 stop (to) *berhenti* (*henti* v.)
 storey *floor*
 storm *ribut*
 stormy (to be) *beribut* (*ribut* n.)
 story *cerita*
 straight on *terus*
 strange *pelik*
 street *jalan*
 street: On what ~? *Di jalan mana?*
 string *tali*
 strong *kuat, kental*
 strong (of smells) *tajam*
 strongly *kuat*
 stubborn *keras kepala*
 stuck *terjebak*
 stuck (to be) *tersangkut* (*sangkut* v.)
 student *pelajar* (*ajar* v.)
 student (at college or university)
 mahasiswa
 study (to) *belajar* (*ajar* v.)
 studying *sedang belajar*
 stupid *bodoh*
 style *gaya*
 stylish (to be) *bergaya* (*gaya* n.)
 succeed (to) *berjaya* (*jaya* n.)
 success *jaya*
 suddenly *tiba-tiba*
 suffer from (to) *menghidap* (*hidap* v.)
 sufficient *secukupnya*
 sugar *gula*
 suggest (to) *cadang*
 suit *jas*
 suit (someone) (to) *sesuai*
 summer *musim panas*
 sunbathe (to) *jemur*
 sunbathing *berjemur* (*jemur* v.)
 Sunday *Ahad*
 sure *pasti, sudah tentu*
 Sure (of course). *Ya, betul.*
 sure: I'm not ~. *Saya kurang pasti.*

swallow (to) *telan*
 swallowed (to be) *ditelan (telan v.)*
 sweet *manis*
 sweet dessert made with ice, syrup and evaporated milk *ais batu campur*
 sweet soy sauce *kicap manis*
 sweets *manisan (manis a.)*
 swim (to) *berenang (renang v.)*
 swimmer *perenang (renang n.)*
 swimming pool *kolam renang*
 swollen *bengkak*

table *meja*
 tail *ekor*
 tailor *tukang jahit baju*
 take *ambillah (ambil v.)*
 take (to) *membawa (bawa v.), ambil, menghantar (hantar v.)*
 take a bath (to) *mandi*
 take a look at (to) *tengok*
 take me to... *hantarkan (hantar v.) saya ke...*
 take medicine (to) *makan ubat*
 take off (to) *berlepas*
 take part in (to) *ambil bahagian dalam*
 take time *memakan masa*
 take transport (to) *menaiki (naik v.)*
 taken (to be) *dititis (titis n.)*
 talk to (to) *bercakap (cakap v.) dengan*
 tall *tinggi*
 taste (to) *merasakan (rasa v.)*
 tax *cukai*
 tax (to) *mencukai (cukai n.)*
 taxi *teksi*
 taxi driver *pemandu teksi*
 teach (to) *mengajar (ajar v.)*
 teacher *guru*
 teaching *perguruan (guru n.)*
 telephone *telefon*
 telephone (to) *menelefon (telefon v.)*
 television *televisyen*
 tell (to) *ceritakan (cerita n.)*
 ten *sepuluh*
 tender *soft*
 tender *lembut*
 test *ujian (uji v.)*
 test (to) *uji*

Thai *Thai*
 Thai-style rice and beef *nasi patprik*
 than (in comparisons) *daripada*
 thank you *terima kasih*
 Thank you for... *Terima kasih atas...*
 Thanks a million. *Terima kasih banyak-banyak.*
 that *itu*
 that's all *sudah cukup*
 then *kemudian*
 they *mereka*
 thick *tebal*
 thigh(s) *paha*
 think (to) *fikir*
 think deeply (to) *rancang*
 think: I don't ~ so. *Saya rasa bukan.*
 third *ketiga*
 thirsty *haus*
 thirty *tiga puluh*
 this *tu, ini*
 this is *ini*
 thorn *duri*
 thought *fikiran (fikir v.)*
 three *tiga*
 three days *tiga hari*
 three of us *bertiga*
 three-coloured pudding *kuih lapis tiga warna*
 throat *kerongkong*
 throb (to) *berdebar (debar n.)*
 throughout *sepanjang*
 throw (to) *membuang (buang v.)*
 thumb *ibu jari*
 Thursday *Khamis*
 ticket *tiket*
 ticket: one way ~ *tiket satu jalan*
 tidy *kemas*
 tie *tali leher*
 timber *kayu balak*
 time *masa*
 time: a long ~ ago *suatu masa dahulu*
 time: another ~ *lain kali*
 time: Have a good ~. *Selamat bersenang-senang.*
 tired *lelah, penat*
 tiring *meletihkan (letih a.)*
 to *ke, kepada*
 take *mengambil (ambil v.)*
 today *hari ini*

toe *jari kaki*
 together *bersama*
 tomorrow *bésok, ésook*
 tonight *malam nanti*
 too *juga*
 total *jumlah*
 tour *lancong*
 tourism *pelancongan (lancong n.)*
 tourist *pelancong*
 toy *mainan (main v.)*
 trade *niaga*
 traditional *tradicional*
 traditional Malay and Indonesian music *dangdut*
 traffic *lalu-lintas*
 traffic jam *kesesakan lalu-lintas*
 traffic signal *lampu isyarat*
 train *keréta api*
 train (to) *berlatih (latih v.)*
 transit: in ~ *dalam transit*
 travel *pelancongan (lancong n.)*
 travel agency *pejabat perlancongan*
 travel on/by (to) *menaiki (naik v.)*
 travelling *bersiar, kembara*
 trip: Have a good ~. *Selamat berangkat.*
 trouble: don't go to any ~ *tak payah susah, susah*
 trousers *seluar panjang*
 true *benar*
 trumpet *trompet*
 try (to) *cuba*
 Tuesday *Selasa*
 tunnel *terowong*
 turmeric *kunyit*
 turn (to) *belok*
 turn on (to) (an appliance) *menghidupkan (hidup a.)*
 turn right *belok kanan*
 TV film *filem televisyen*
 twenty *dua puluh*
 twin *kembar*
 twin bed *katil twin*
 two *dua*
 two by two *dua dua*
 two thousand *dua ribu*
 two weeks *dua minggu*
 type *jenis*
 type (to) *menaip (taip n.)*

typewriter *taip*
 typhoon *taufan*
 Typical man! *Inilah sifat lelaki!*

ugly *buruk*
 uncle *pakcik*
 unclear *tidak jelas*
 under the name(s) of *di atas nama*
 undercooked *mentah*
 underground *bawah tanah*
 understand (to) *memahami (faham v.)*
 understanding *faham*
 unfortunately *sayang sekali*
 unique *unik*
 university *universiti*
 unlucky *malang*
 unrefundable *tidak boleh kembalikan wang*
 until *sehingga*
 Until we meet again. *Sehingga kita berjumpa lagi*
 until you reach *hingga sampai*
 upstairs *tingkat atas*
 urbanized area *perbandaran (bandar n.)*
 urinate (to) *buang air*
 use (to) *mengguna (guna v.)*
 used (to be) *digunakan (guna v.), dipakai (pakai v.)*
 usual *biasa*
 usually *biasanya*
 utterance *tutur*

vacancies *bilik kosong*
 vacant *kosong*
 various *macam macam*
 vase *pasu*
 vegetable *sayur*
 vegetable salad with peanut sauce *gado*
 vegetables *sayuran (sayur n.), sayur-sayuran*
 vendor *jurujual*
 very *sekali, sangat*
 victory *jaya*
 video *video*
 village *desa, kampung*
 violin *biola, violin*
 visit (to) *melawat*

visiting relatives *melawat keluarga*
 volleyball *bola tampar*
 vomit (to) *muntah*

wait (to) *tunggu*
 wait: I can hardly ~. *Saya dah tidak sabar lagi.*

waiter *pelayan (layan v.)*
 waiting: am ~ (for) *sedang menunggu*
 walk (to) *berjalan (jalan n.)*
 wall *dinding*
 want (to) *ingin*
 want to (to) *nak*
 want: if you ~ *kalau suka*
 wash (to) *mencuci (cuci v.)*
 watch *jam tangan*
 watch (to) *menonton*
 water *air*
 way *cara*
 way of life *kehidupan (hidup n.)*
 we *kami, kita*
 wear (to) *pakai*
 wear a dress (to) *berbaju (baju n.)*
 wear a silk kebaya (to) *berkebaya (kebaya n.) sutera*

weather *cuaca*
 wedding *perkahwinan (kahwin v.)*
 Wednesday *Rabu*
 week *seminggu, minggu*
 weigh (to) *timbang*
 weighed (to be) *ditimbang (timbang v.)*
 weighs: it ~ *beratnya*
 weight *berat*
 Welcome to... *Selamat datang ke...*
 well *dengan baik*
 well (shaft) *perigi*
 well: very ~ *dengan baik sekali*
 wet *basah*
 What about...? *Macam mana dengan...?*
 What kind of...? *Bagaimana? or Bagaimanakah?*
 What luck! *Untung sekali!*
 What time? *Pukul berapa?*
 What would you like to order? *Mau pesan apa?*
 What? *Apa? or Apakah?*
 What's wrong? *Ada apa?*

What's the fare? *Berapa tambangnya?*
 What's your job?/What do you do?
Apa pekerjaan anda?
 What's your opinion of...? *Bagaimana pendapat anda tentang?*
 when *jika, kalau, apabila*
 where *di mana*
 where from *dari mana*
 Where there's sugar there are ants
 (proverb). *Ada gula ada semut.*
 where to *ke mana*
 while *sambil*
 whiskey *wiski*
 white *putih*
 who *siapa*
 Who? *Siapakah?*
 whole: the (of) ~ *seluruh*
 wide *lebar*
 widow *janda*
 widower *duda*
 wife *isteri*
 will *akan*
 wind *angin*
 window *tingkap*
 windy (to be) *berangin (angin n.)*
 wine *wain*
 winter *musim sejuk*
 with *bersama, dengan*
 without *tanpa*
 wok *kuali*
 word *kata*
 words *perkataan (kata n.)*
 work (to) *bekerja (kerja v.)*
 work experience *pengalaman kerja*
 work out (to) *senam*
 workshop *béngkel*
 world *dunia*
 worried *cemas*
 worry *risau, bimbang*
 worry: don't ~ *jangan risau, jangan bimbang*
 worrying *mencemaskan (cemas a.)*
 worship (to) *beribadat (ibadat n.)*
 wrap up (to) *membungkus (bungkus v.)*
 wrapped up (to be) *dibungkus (bungkus v.)*
 write (to) *menulis (tulis v.)*
 writer *penulis (tulis v.)*

wrong *salah*

year *tahun*
 yellow *kuning*
 yes *ya*
 yesterday *semalam*
 yesterday evening *malam tadi*

yet *pun*
 yet: not ~ *belum*
 you *anda, kamu, saudara*
 you and your family *anda sekeluarga*
 young *muda*
 younger brother/sister *adik*
 youngest *bongsu*