

DOCUMENT RESUME

ED 402 759

FL 024 314

AUTHOR Meman, Paz B.
TITLE Viracnon Language Packet.
INSTITUTION Peace Corps, Manila (Philippines).
PUB DATE [90]
NOTE 324p.
PUB TYPE Guides - Classroom Use - Instructional Materials (For Learner) (051)
LANGUAGE English; Bikol

EDRS PRICE MF01/PC13 Plus Postage.
DESCRIPTORS *Bikol; Competency Based Education; Conversational Language Courses; Daily Living Skills; Foreign Countries; Grammar; *Interpersonal Communication; Language Patterns; Second Language Instruction; *Second Language Learning; Uncommonly Taught Languages; Vocabulary Development; Voluntary Agencies; *Volunteer Training
IDENTIFIERS Peace Corps; *Philippines

ABSTRACT

This guide is designed for Viracnon (Bikol) language training of Peace Corps workers in the Philippines, and reflects daily communication needs in that context. It consists of: phrase lists for a wide range of daily activities and needs; a list of targeted core language competencies, at three proficiency levels, for those daily activities; a Viracnon-to-English glossary; a workbook with illustrated exercises for language practice and skill reinforcement; and extensive grammar notes. (MSE)

* Reproductions supplied by EDRS are the best that can be made *
* from the original document. *

U.S. DEPARTMENT OF EDUCATION
Office of Educational Research and Improvement
EDUCATIONAL RESOURCES INFORMATION
CENTER (ERIC)

This document has been reproduced as
received from the person or organization
originating it

Minor changes have been made to
improve reproduction quality

Points of view or opinions stated in this
document do not necessarily represent
official OERI position or policy

ED 402 759

VIRACNON

LANGUAGE PACKET

BEST COPY AVAILABLE

Peace Corps/Philippines

FL024314

THE LANGUAGE PACKET

INTRODUCTION

To provide assistance to Peace Corps Volunteers in Pre-Service Training, the Language Staff have developed and compiled materials in your target language. This packet contains the following:

- * Core Competencies
- * Learning (TL) Fast
- * Booklet
- * Tape
- * Phrase Book
- * Glossary
- * Workbook
- * Grammar Notes

The **Core Competencies** were prepared based on recommendations from volunteers who participated in an assessment of the language training, including its curriculum, in the mid 80's. They contain gambits or expressions used in accomplishing a certain real life task. To provide for difference in learning pace basic, intermediate, and advanced gambits were included. These core competencies served as the basis for most materials in this packet.

Learning a (TL) Fast includes basic or commonly used expressions for greetings, leave takings, shopping, asking for directions, managing a conversation and introducing one's self. It also contains a list of pronouns, numbers and time words. An accompanying tape is provided to serve as a model in pronunciation for you.

The **Phrase Book** contains phrases and expressions in everyday communication and are presented according to situational topics relevant to the life of a Peace Corps Volunteer. An English translation is provided for each gambit to facilitate comprehension of its meaning. It is more extensive in scope compared with **Learning (TL) Fast**.

The **Glossary** provides a list of 800 or more words taken from the core competencies that would assist you in your social contacts for community entry. It has an appendix which is a catalog of verb roots to help you understand how a verb is inflected for focus, aspect, or mood.

The **Workbook** was developed due to the clamor of PCVs for written exercises. It contains varied written activities for vocabulary and grammar reinforcement. It also contains exercises for different levels of learners.

The Grammar Notes explains grammatical points that will assist you in understanding word and sentence structures of a Philippine language. This, in no way, is incomplete. It consists only of those points vital in your understanding of the gambits or vocabulary. It has an appendix which contains a summary of all grammatical points that were introduced and explained in the notes.

With these materials, we hope to make language learning fun and productive for you.

PAZ B. MEMAN
Language Specialist

LEARNING VIRACNON FAST

TABLE OF CONTENTS

1. Greetings	Page 2
2. Leave takings	2
3. Expressing need for repetitions	2
4. Expressing curiosity	3
5. Expressing lack of knowledge in something	3
6. Shopping	3
7. Expressions of courtesy	..	4
8. Expressions of preferences, likes, dislikes, needs	4
9. Expressing discomfort and general disability	5
10. Asking for directions	5
11. Introducing self	5
12. Expressing/Inquiring about time	6
13. List of Pronouns	6
Question Words		
Numbers		
Time Words		

LEARNING VIRACNON FAST

Translations:

1. Greetings

Good morning.	Mayad na aga.	Good morning to you, too.	Mayad na aga saimo, man.
Good afternoon.	Mayad na hapon.	Good afternoon to you, too.	Mayad na aga saimo, man.
Good evening.	Mayad na banggi.	Good evening, too.	Mayad na banggi, man.
How are you?	Kumusta ka?	Fine. And you?	Mayad. Ika?
Where are you going?	Asen ka maduman?	Somewhere.	Diyana sana.
Where did you come from?	Saen ka hali?	There, at Shoe Mart.	Diyana sa Shoemart.

Note: These questions are used for greeting friends when meeting them on corridors, streets, etc.

2. Leavetakings

Ok.	Sige.
Goodbye.	Babay.

3. Expressing need for repetition

Wait.	Halat nguna.
Please repeat	Pakiotro tabi.
What did you just say?	Anong pigtaram mo?
What again?	Ano ngani?
Slowly please.	Luway-luway tabi.

4. Expressing curiosity

What is "flower" in Bikol-Viracnon?	Ano sa Bikol-Viracnon ang 'flower'?	"Flower"	BuLak
What is this?	Ano ini ?		
What is that?	Ano an/yan?		
What is that (yonder)?	Ano		
Who is that?	Sisay man an?		
Can you speak English?		A little.	Diiit.
Is there a telephone here?		There is one.	Igwa.
		Nene.	Dai.

5. Expressing lack of knowledge in something

Who is he/she?	Sisay siya?	I don't know.	Dai ko aram.
Where is Name?	Asaen si _____?	I don't know.	Inda.

6. Shopping

Inquiring about price.
Complaining about price.

How much is this?	Gurano ini?	(Price)	(Refer to list of money words on p. 6)
How expensive it is!	Mahar man!	No, it's not. It's cheap.	Bako. Barato na an.
Can I get a discount?	Puwedeng magtawad?	You may.	Puwede.
Is there a discount?	May tawad?	What is your discount price?/ How much (discount) do you want?	Gurano ang gusto mo?
		No more discount?	Daing tawad?

7. Expressions of Courtesy

Thank you.	Salamat.	You're welcome.	Daing anuman.
May I ask you something?	Puwedeng maghapot?		
Sorry.	Pasensya ka na.		
Please (get it for me).	Tabi.	Please.	Pwede.
Would you mind . . . ?	Puwede?		

8. Expressions of Preferences, likes, needs, dislikes.

I like this.	Gusto ko ini.
I don't like Coke.	Habo ko ning Coke.
I need some paper.	Kaipuhan ko ning papel.
I prefer Coke.	Mas gusto ko ning Coke.
Never mind.	Dai na bale.

9. Expressing discomforts and general disability.

I think I'm sick.	Garong may helang ako.
I have headache .	Maludog ang payo ko.
I have stomachache.	Makulog ang tulak ko.
I need a doctor.	Kaipuhan ko ning doktor.
Please call a doctor.	Pakiapod ang doktor.
I'm tired.	Napagala ako.
I'm very tired.	Pagala-pagala ako.
I'm dizzy.	Nalibong ako.
Where's the comfort room?	Saen ang C.R.?

There.

Duman.

10. Asking for directions

Where is the _____?	Saen ang _____?
Is it far from here?	Halayo digdi?
It is near?	Halani sana?
In (name of place).	Sa _____.
Turn left.	Liko sa wala.
Turn right.	Liko sa tuo.
Stop.	Para.

Near Place.
No. It's over there.
Yes.

Harani sa _____.
Bako, diyan sana.
Iyo.

11. Introducing self

I'm _____.	Ako si _____.
He/She's _____.	Siya si _____.

13

14

12. Expressing/Inquiring about time

What time is it?	Anong oras na?
What 's the date today?	Anong petsa ngonian?
Is (are, was, were) there a telephone here?	Igwang telepono dindi?

List of Pronouns

Ako	I
Ika	You (singular)
Siya	He, She
Kami	We (excluding listener)
Kita	We (including listener)
Kamo	You (plural)
Sinda	They

Question Words

Sisay?	Who?
Ano?	What?
Nuarin?	When?
Saen?	Where (direction)?
Asaen?	Where (location)?
Ngata?	Why?
Pano?	How?
Gurano?	How much (cost)?
Arin?	Which?
Pila	How much (quantity)?

Numbers

saLo	(1)	kuwarenta	(40)
duwa	(2)	singkuwenta	(50)
tulo	(3)	sisenta	(60)
apat	(4)	sitenta	(70)
lima	(5)	otsenta	(80)
anom	(6)	nobenta	(90)
pito	(7)	sanggatos	(100)
walu	(8)		
siyam	(9)		
sampuLo	(10)		

Time Words

ngonian	now, today
kasu-udma	yesterday
kaso bago	a while ago
sa-aga	tomorrow
maaban-aban	later

On Sunday
Monday
Tuesday
Wednesday
Thursday
Friday
Saturday

day before yesterday
last week
last month
last year
day after tomorrow

next month
next year

Sa Domingo
Sa Lunes
Sa Martes
Sa Miyerkoles
Sa Huwebes
Sa Biyernes
Sa Sabado

kasu-saLong aldaw
kasu-saLong semana
kasu-saLong buĀan
kasu-saLong taon
sa saLong domingo/
sa masunod na domingo
sa saLong buan/sa masunod na buĀan
sa saLong taon/sa masunod na taon

17

18

List of Money words

one centavo	manado
five centavos	singko
ten centavos	diyes
twenty-five centavos	beynte singko
fifty centavos	singkuwenta
one peso	pisu
P 1.50	uno singkuwenta
P 2.00	dos pesos
P 3.00	tres pesos
P 4.00	kuwatro pesos
P 5.00	singko pesos
P 6.00	anom na pisu
P 7.00	pitom pisu
P 8.00	warum pisu
P 9.00	siyam na pisu
P 10.00	sampulong pisu
P 11.00	onse pesos
P 12.00	dose pesos
P 13.00	trese pesos
P 14.00	katorse pesos
P 15.00	kinse pesos
P 16.00	disisais pesos
P 17.00	disisyete pesos
P 18.00	disiotso pesos

P 19.00	disinuwebe pesos
P 20.00	beynte pesos
P 30.00	treynnta pesos
P 40.00	kwarenta pesos
P 50.00	singkwenta pesos
P 60.00	sisenta pesos
P 70.00	sitenta pesos
P 80.00	otsenta pesos
P 90.00	nobenta pesos
P100.00	sanggatos

21

22

VIRACNON

PHRASE BOOK

for

PLEASE CORPS VOLUNTEERS

I. GREETINGS / LEAVETAKING ON THE STREET

- | | |
|------------------------------------|---|
| 1. Good morning/afternoon/evening. | 1. Diyos mayad/Mayad na aga/hapon/banggi. |
| 2. Good morning, too. | 2. Diyos mayad/Mayad na aga man. |
| 3. Where are you going? | 3. Sa-en ka maduman? |
| 4. There, only. | 4. Diyan/Duman sana. |
| 5. I am going to the market. | 5. Maduman ako sa saod. |
| 6. I am going to your place. | 6. Maduman ako sa inyo. |
| 7. Where have you been? | 7. Sa-en ka haLi? |
| 8. When did you arrive? | 8. Kaso-arin ka nag-abot? |
| 9. How are you? | 9. Kumusta ka? |
| 10. I am fine, and you? | 10. Mayad, Ika? |
| 11. Fine, too/also. | 11. Mayad en. |
| 12. Goodbye | 12. Babay, sigé. |

VISITING A HOME

- | | |
|--|---|
| 1. Anybody home? | 1. Tawo tabi. |
| 2. Good morning/afternoon/evening. | 2. Diyos mayad/Mayad na aga/hapon/banggi. |
| 3. Oh, it's you. | 3. O, ikaw paLan. |
| 4. Come on up/Come in. | 4. Laogna/Mag-Laog kamo/Dagos kamo. |
| 5. May I come in? | 5. Pwede daw makadagos? |
| 6. Please be seated. | 6. Tukaw/Tukaw kamo. |
| 7. Is there anything I can do for you? | 7. Ano'ng maitutuwang ko sa inyo?/Igwa daw akong maituwang sa inyo? |
| 8. Would you care for a drink? | 8. Mag-inom ngon-a kamo? |

9. I'm leaving now.

10. I'm going home now.

11. It's getting late. (at night)

12. Let's go.

13. I'll go ahead.

14. See you next time.

15. Come again.

16. Goodbye.

17. Thank you very much.

9. Mahari na tabi ako.

10. Maparibod na tabi ako.

11. Banggi na.

12. Mari na/Mar'na.

13. Ma-enot na ako.

14. Hanggang sa otro.

15. Magbuwelta ka./Buwelta ka otro.

16. Mapaisi na tabi ako.

17. Mabalos ning gulpi.

II. ASKING FOR BIOGRAPHICAL INFORMATION WITH PEERS

1. What's your name?

2. How old are you?

3. From where are you?

4. Where in U.S.A.?

5. Where do you stay here?

6. Who are your parents?

7. Are you married?

8. Are your parents still alive?

9. How many brothers and sisters do you have?

10. Is he your brother/father?

11. What's your job?

1. Ano'ng ngalan mo?

2. Pilang taon ka na?/Pila nang idad mo?

3. Taga-sa-en ka?

4. Sa-en sa Amerika?

5. Sa-en ka gaestar dinde?

6. Sisay ang mga magulang mo?

7. Igwa ka nang agom?

8. Buhay pa ang mga magulang mo?

9. Pila ang tugang mong lalaki boda tugang mong babayi?

10. Siya ang tugang mong lalaki/tatay mo?

11. Ano'ng trabaho mo?

WITH ELDERS/OFFICIALS

- | | |
|---|--|
| 1. I am _____. | 1. Ako si _____. |
| 2. I am from _____. | 2. Taga _____ ako. |
| 3. I am _____ years old. | 3. _____ taon/gulang ako. |
| 4. I'm a Peace Corps Volunteer. | 4. Peace Corps Volunteer ako. |
| 5. I work for the Bureau of Fisheries in Catanduanes. | 5. Gatrabaho ako para sa Bureau of Fisheries sa Catanduanes. |

III. ASKING FOR AND GIVING DIRECTIONS

- | | |
|-------------------------------------|--|
| 1. May I ask something? | 1. Pwede daw makahapot? |
| 2. Where is the _____? | 2. Saen ang _____? |
| 3. Where are you going? | 3. Saen ka maduman? |
| 4. I'm going to the office. | 4. Maduman ako sa opisina. |
| 5. Are you going to town? | 5. Maduman ka sa banwa? |
| 6. Is the church near? | 6. Halani daw ang simbahan? |
| 7. What place is this? | 7. Ano'ng lugar ini? |
| 8. What is the name of this street? | 8. Anong ngalan ning kalyeng ini? |
| 9. Please show me the place. | 9. PakitutuLo mo kung sa-en na lugar. |
| 10. What ride do I take? | 10. Ano'ng sasakyan ko? |
| 11. Where do I catch the bus/jeep? | 11. Sa-en ako masakay ning bus/jeep? |
| 12. Where will I get off? | 12. Sa-en ako mababa? |
| 13. How much is the fare? | 13. GuLano ang plete/pamasaha? |
| 14. Is this the place? | 14. Ini na?/Iyo na ini? |
| 15. Turn left after the bridge. | 15. Mag-wala ka pagkatapos ning tulay. |

- | | |
|--|--|
| 16. Turn right at that corner. | 16. Tumuo ka sa kantong an. |
| 17. His house is near the market. | 17. HaLani ang haLong niya sa saod. |
| 18. The church is across the plaza. | 18. Asa tampad ning plasa ang simbahan. |
| 19. The RHU is beside the municipal hall. | 19. Asa higad/Kataning ning munisipyo ang RHU. |
| 20. The school is at the back of the church. | 20. Asa rikod ning simbahan ang eskuwelahan. |

BUYING AND BARGAINING IN A MARKET

- | | |
|--|--|
| 1. Ma'am, what would you like to buy? | 1. Manay/Tiya, ano'ng gusto niyong bakaLon? |
| 2. How much is this? | 2. GuLano ini? |
| 3. How much is a kilo? | 3. GuLano ang saLong kilo? |
| 4. It's too expensive. | 4. Masyadong mahaL |
| 5. No more discount? | 5. Dai na daw ning tawad? |
| 6. This is cheap. | 6. Barato na ini. |
| 7. How much do you want (to pay for it)? | 7. GuLano ang gusto niyo? |
| 8. Can you give it for P1.00 | 8. Pwede daw piso? |
| 9. Give me one kilo of potatoes. | 9. Tauhan mo ako ning saLong kilong patatas. |
| 10. Here is my payment. | 10. Huni ang bayad ko. |
| 11. Here is your change. | 11. Huni ang uli mo. |
| 12. Is there anything else? | 12. Igwa pa daw? |
| 13. C'mon (an expression used to persuade the vendor to meet your terms) | 13. Sige na. |
| 14. Regular customer. | 14. Suki. |

IN A DEPARTMENT STORE

- | | |
|-----------------------------------|-----------------------------------|
| 1. How much is this? | 1. GuLano ini? |
| 2. Are your prices fixed? | 2. Dai ng tawad?/Pundo na? |
| 3. Do you accept checks? | 3. Ga-ako kamo ning tseke? |
| 4. Can I choose? | 4. Pwedeng magpili/makapili? |
| 5. May I see that? | 5. Pwede daw mahihing an? |
| 6. Can I fit/try it? | 6. Pwede daw masukoL? |
| 7. It's a little bit tight. | 7. Piot ning diit. |
| 8. It's a little bit big. | 8. DakuLa ning diit. |
| 9. This fits me. | 9. Tama ini sa sako. |
| 10. Does it shranked when washed? | 10. GakaLonkon daw ini? |
| 11. How many yards will you get? | 11. Pilang yarda ang kukuahon mo? |
| 12. Please wrap it. | 12. Paki-patos man, |

V. EXTENDING AN INVITATION TO A MEETING AS A

(a) GUEST SPEAKER

- | | |
|---|---|
| 1. Our club is planning to have a meeting on family planning. | 1. Gaplano ang samuyang "club" na magmiting manongod sa "family planning" |
| 2. We would like to invite you to talk about family planning. | 2. Gusto niming ikang imbitaran magtaLam manongod sa "family planning". |
| 3. We will be honored if you accept this invitation. | 3. Ikaogma nimi kung paunrahan ninyo ang samuyang imbitasyon. |
| 4. Who will be at the meeting? | 4. SiLisay ang maduman sa miting? |

(b) PARTICIPANT

- | | |
|---|---|
| 1. We have a meeting on Tuesday. | 1. Igwang miting/tilipon kita sa Martes. |
| 2. It would be nice to have you there. | 2. Mayad sana kung aduman ka. |
| 3. We will talk about family planning. | 3. PagahuLoLonan ta ang manongod sa "family planning". |
| 4. The meeting will start at 8:00 a.m. | 4. Mapoon/Poponan ang miting/tilipon/hoLoLon ning alas otso ning aga. |
| 5. Our guest speaker will be in at 7:30 a.m. | 5. Maabot ang ginagalangan na bisita sa alas siyete y medya ning aga. |
| 6. It would be good if we will be there before the guest speaker. | 6. Mayad kung aduman kita bago mag-abot ang ginagalangan na bisita. |
| 7. Will you be able to come? | 7. Makaabot ka. |
| 8. I'll see you there. | 8. Maghilingan kita duman. |
| 9. I'll be expecting you there. | 9. Lalauman taka duman |

TO A PARTY

- | | |
|--|--|
| 1. There will be a party in my house on Sunday. | 1. Igwang parti/tipon-tipon/pagtilipon sa halong ko sa Dominggo. |
| 2. I would like to invite you to the party. | 2. Gusto takang imbitaran sa parti/Pigaimbitaran taka sa parti. |
| 3. Could you come? | 3. Maka-abot/MakadaLaw ka daw? |
| 4. Take along your sister/friend. | 4. Iiba mo ang sa imong tugang/amigo. |
| 5. Many of our friends will come. | 5. DakuL-na amigo nita ang maabot/Maabot ang mga amiga nita. |
| 6. The party will be on September 10 at _____ o'clock. | 6. Setyembre 10, alas ____ ang parti. |
| 7. It will be an informal get together. | 7. Simpleng pati/tipon-tipon sana. |
| 8. We shall expect you. | 8. LaLaonan nimi kamo. |

VI. REFUSING AN INVITATION

- | | |
|---|--|
| 1. I'm sorry I won't be able to come because I have lots of things to do. | 1. Pasensiya, dai ako maka-abot/makadaLaw pan-o dakul akong pigagibo/gigibohon. |
| 2. I can't assure you of my presence because I have lots of things to do. | 2. Dai ako siguradong maka-abot/makadaLaw pan-o dakul akong gigibohon/piga-gibo. |
| 3. I will not be able to attend because I have a conference at _____. | 3. Dai ako maka-"attend", maka-daLaw pan-o igua akong "conference" sa _____. |
| 4. I will try next time. | 4. Hiling-hilingon ko sa masunod. |
| 5. Thanks anyway for the invitation. | 5. Mabalos na sana sa imbitasyon. |

VII. INVITATIONAL EXPRESSIONS

- | | |
|-----------------------------|------------------------------------|
| 1. Come visit us/see us. | 1. Magpasyar kamo sa sumaya. |
| 2. Drop in. | 2. Hapit ngon-a kamo. |
| 3. Please come with me. | 3. Umiba ka man sa sako. |
| 4. Let's take a walk. | 4. Magpasyar/Mamasyar kita. |
| 5. Come, let's go to _____. | 5. Mari na, maduman kita sa _____. |
| 6. Let's rest for a while. | 6. MagpahingaLo ngon-a kita. |
| 7. Please help me. | 7. Tabangan mo daw ako. |

MEAL TIME

- | | |
|-----------------------|--|
| 1. I'm hungry. | 1. Gutom na ako. |
| 2. Have you eaten? | 2. Nagkaon ka na? |
| 3. Yes, sometime ago. | 3. Oho, kaso bag-o pa./Iyo, kaso bag-o pa./Iyo na. |

- | | |
|---|---|
| 4. Are we going to eat now? | 4. Makaon na kita? |
| 5. Let's eat. | 5. Makaon na kita. /Mari nang makaon. |
| 6. Come and eat with us. | 6. Mari na kamo makaon. |
| 7. The table is set./The food is ready. | 7. Handa na ang lamesa/handa na ang pagkaon/kaonon. |
| 8. Would you like._____. | 8. Gusto mo daw ning _____. |
| 9. Please pass the _____. | 9. Paki-abot ang _____. |
| 10. The food is delicious. | 10. MasiLam ang pagkaon/Kaonan. |
| 11. Please get some more. | 11. Kumua ka pa. |
| 12. I have a good appetite. | 12. Ganado akong magkaon. |
| 13. I don't have any appetite. | 13. Dai akong gana. |
| 14. What do we have for breakfast/
lunch/dinner? | 14. Ano ang pamahawan/pangudtuhan/
pamanggihan nita. |
| 15. We are through eating. | 15. Tapos na kaming magkaon. |
| 16. I am full already. | 16. Basog na ako. |
| 17. That's enough, thank you. | 17. Tama na, mabalos. |
| 18. That was a good meal. | 18. Masilam ang pagkaon./OngsiLam
kang kaonan. |

IX. LOOKING FOR A PERSON

- | | |
|---|--|
| 1. Is the mayor here? | 1. Oya/Adinde daw ang meyor? |
| 2. Where did he go? | 2. Sa-en siya nagduman? |
| 3. Will he be out for a long time? | 3. Maawat daw siya? |
| 4. What time will he be back? | 4. Ano;ng oras siya mabwelta? |
| 5. Is it possible for me to wait for him? | 5. Pwede daw na haLaton ko siya? |
| 6. I'm looking for _____ | 6. Pigahanap ko (tabi) si _____. |
| 7. Do you know where he stays/lives? | 7. Batid ka kung saen siya ga estar? |
| 8. He is my friend and I want to talk to him. | 8. Amigo ko siya boda gusto ko siyang makahuLon. |
| 9. Please tell him I came. | 9. PakitaLam mong nagduman ako. |
| 10. Please tell him I'm coming back on _____. | 10. PakitaLam mong mabuwelta ako sa _____. |

TELEPHONE CALLS

- | | |
|------------------------------------|---|
| 1. Good morning/afternoon/evening. | 1. Diyos mayad/mayad na aga/hapon/banggi tabi. |
| 2. Can I speak to _____? | 2. Pwede (tabi) makahuLom si _____. |
| 3. Who's on the line please? | 3. Sisay (tabi) sinda?/Sisay (tabi) ang nag-apod. |
| 4. Hold on./Wait a minute. | 4. HaLat ngon-a tabi. |
| 5. Is Mr./Miss _____ there? | 5. Adyan daw tabi si _____? |
| 6. No, he/she is not here. | 6. Dai (tabi) siya dinde. |
| 7. He went to the _____. | 7. Nagduman (tabi) siya sa _____. |
| 8. When is he coming back? | 8. Saarin siya mabuwelta? |

- | | |
|--------------------------------------|---------------------------------------|
| 9. What time is he coming back? | 9. Ano'ng oras siya mabuwelta? |
| 10. Please say that _____ called up. | 10. PakitaLam mong nag-apod si _____. |
| 11. Thank you. | 11. Mabalos (tabi) |
| 12. You're welcome. | 12. Siring man. |

X. LENDING/BORROWING

- | | |
|---|---|
| 1. Do you have a _____ | 1. Igua kang _____. |
| 2. May I borrow it? | 2. Pwede daw masubre? |
| 3. Of course. | 3. Syempre. |
| 4. When do you think can you return it? | 4. Saarin mo kaya ilibod? |
| 5. Can you return it tonight? | 5. Mailibod mo daw ngonian na banggi? |
| 6. I can't lend you my _____ because I'm going to use it. | 6. Dai ko pwedeng naipasubre ang _____ ko pan-o gagamiton ko. |
| 7. Please take care of it. | 7. Ingatan mo ha? |
| 8. May I borrow it until tonight? | 8. Pwede daw masubre hanggang aban-aban na banggi? |
| 9. I don't have it. | 9. Dai oya sa sako. |
| 10. It was borrowed by _____ | 10. Sinubre ni _____. |

XI. TIME

- | | |
|--------------------------------------|---------------------------------|
| 1. What time is it? | 1. Ano'ng oras na? |
| 2. It's ten o'clock. | 2. Alas-diyes na. |
| 3. It's one thirty in the afternoon. | 3. Ala una'y medya ning hapon. |
| 4. What day is it today? | 4. Ano'ng aLdaw ngonyan? |
| 5. Today is Sunday. | 5. Dominggo ngonyan. |
| 6. Tomorrow is Monday. | 6. Lunes sa aga. |
| 7. Yesterday was Saturday. | 7. Sabado ngonyan. |
| 8. What date is Friday? | 8. Ano'ng petsa sa Biyernes? |
| 9. When is your birthday? | 9. Kasu-arin ang "birthday" mo? |
| 10. It's time to have merienda. | 10. Oras na para magmeryenda. |
| 11. When are you leaving? | 11. Sa arin ka mahari? |

XII. WEATHER

- | | |
|--|---|
| 1. It's warm. | 1. Mainit/Maaringahot/Maarangahang. |
| 2. It's cold. | 2. Maripot/ongripot. |
| 3. It's windy. | 3. Mahangin. |
| 4. It looks like it is going to rain. | 4. Baging mauLan/MauLan yata. |
| 5. It's raining hard. | 5. Makusog ang uLan./Ong kusog kang uLan. |
| 6. It looks like a typhoon might be coming. | 6. Baging mabagyo/Mabagyo yata. |
| 7. A lot of trees were hit by the lightning. | 7. KadakuL/DakuL-na poon ang tinamaan ning kilat. |
| 8. A lot of people died during the earthquake. | 8. KadakuL na tawo ang nagadan kang pagrinog. |

- | | |
|--|---|
| 9. It's drizzling. | 9. Gatagisti. |
| 10. It rained very hard yesterday. | 10. Nag-uLan ning nakusog kaso-hapon. |
| 11. The road is muddy because it's already the rainy season. | 11. Madugi ang tinampo/kalye pan-o tig-ulan na. |
| 12. It's very hot because it's already the dry season. | 12. Masyadong mainit pan-o tig-initan na. |
| 13. It's really very hot in summertime. | 13. Talagang mainit kung tig-initan. |

XIII. ON PHYSICAL DISCOMFORTS

- | | |
|---|---|
| 1. How do you feel? | 1. Ano'ng pagmati mo? |
| 2. I'm feeling well. | 2. MaLaot ang ginhawa ko/Malaot ang pagmati ko. |
| 3. I am tired. | 3. NgaLo ako./Pagal ako. |
| 4. I think I'm going down with a fever. | 4. Baging kakalinturahon ako. |
| 5. My throats hurts. | 5. Makulog ang haLunan ko. |
| 6. I'm sick. | 6. Igua akong makuLog/helang. |
| 7. I have a toothache. | 7. MakuLog ang tingo ko. |
| 8. My back aches. | 8. MakuLog ang rikod ko. |
| 9. My neck hurts. | 9. MakuLog ang riog ko. |
| 10. I have a stomachache. | 10. MakuLog ang tulak ko. |
| 11. I have diarrhea. | 11. Gabogris ako./Ga-odo ako ning tubig. |
| 12. My foot itches. | 12. MagatoL ang tabay ko. |
| 13. I feel cold. | 13. Naripot ako. |
| 14. I feel dizzy. | 14. Naribong ako. |
| 15. I'm nauseated. | 15. Bagi akong mas uka. |

- | | |
|--|---|
| 16. Are you sick? | 16. Igwa kang helang? |
| 17. How long have you been sick? | 17. Inano ka na kaawat naga-helang? |
| 18. Do you have a fever? | 18. Igwa kang kalintura? |
| 19. Does it hurt? | 19. MakuLog? |
| 20. How are you feeling now? | 20. Kumusta ang pagmati mo? |
| 21. Are you feeling better? | 21. Mayad na daw ang pagmati mo? |
| 22. Has the child been crying a lot? | 22. Pirming ga-hibe ang aki? |
| 23. Hold the child please. | 23. Pakikapot mo daw ang aki/kapti/
kapoti daw tabi ang aki. |
| 24. Show it to me. | 24. Ipahiling mo sa sako. |
| 25. Open your mouth. | 25. Magnanga ka/Ibuka/Bukahon mo
ang kimot mo. |
| 26. You need medicine/an injection. | 26. Kaipuhan mo ang bulong/iniksiyon. |
| 27. Take this pill. | 27. Inumon mo ining tabletas. |
| 28. Swallow it. | 28. TuLonon/TuLonon mo. |
| 29. Take this every after four hours. | 29. Inumon mo ini balang apat na oras. |
| 30. Put a little of this on _____
everyday. | 30. Bugtakan/Kanghan mo ini ning diit
sa _____ oLo-adlaw. |
| 31. Don't let it get dirty. | 31. Dai mo pag-atian. |
| 32. Don't scratch it. | 32. Dai mo pagkagawon. |
| 33. I am thirsty. | 33. Napaha ako. |
| 34. I feel sleepy. | 34. Napoypoy ako. |
| 35. I feel lazy. | 35. NabuLad ako. |

XIV. ANNOYANCE, DISAPPOINTMENT OR FRUSTRATIONS

- | | |
|--|--|
| 1. What took you so long? | 1. Ngata ta naawat ka?/Ngata ta kaawat mo? |
| 2. Oh my! | 2. Ay inay! |
| 3. It's your fault./It's because of you. | 3. KasaLan mo/Ika pan-o. |
| 4. It's too late. | 4. Murhe na. |
| 5. It's a waste!/It's a pity! | 5. Sayang! |
| 6. How shameful! | 6. Nakasopog. |
| 7. I told you so. | 7. TinaLam ko na ngani./TinaLam ko na saimo. |
| 8. It's none of your business. | 8. Ano'ng Labet mo. |
| 9. That's not right. | 9. Bakong tama an. |
| 10. That's nothing serious. | 10. Daing halaga an. |
| 11. How irritating/annoying. | 11. Nakaoyam/Nakabuwisit. |
| 12. How vulgar. | 12. Mahalay. |
| 13. How awful. | 13. Kadaing data man! |
| 14. Vell! | 14. Ata! |
| 15. So there. | 15. Iyan/Yan. |
| 16. Of course./Naturally. | 16. Siyempre/Siyempre naman. |
| 17. Really. | 17. Talaga. |

XV. COMMON COURTESIES

- | | |
|-------------------------|----------------------------------|
| 1. Thank you. | 1. Mabalos. |
| 2. You're welcome. | 2. Siring man. |
| 3. Excuse me/I'm sorry. | 3. Pasensiya ka na./Dispensaron. |

- | | |
|--|---|
| 4. It wasn't intentional/I didn't mean to do it. | 4. Dai ko pigatuyo. |
| 5. Please don't be offended by it. | 5. Dai ka maoyam sa tata lamon ko. |
| 6. May I pass? | 6. Maki-agi tabi. |
| 7. I don't understand. | 7. Dai ko nasasabotan. |
| 8. I don't know. | 8. Dai ako Batid./Inda sana. |
| 9. Just a minute./One moment please. | 9. Halat ngon-a. |
| 10. Please speak slowly. | 10. Luway-luway sana ning pagtalam. |
| 11. Please repeat. | 11. Paki-otro daw tabi. |
| 12. I beg your pardon?/What did you say? | 12. Ano ngalan?/Ano'ng sabi mo? |
| 13. May I take your picture? | 13. Puede taka daw makuahan ning retrato? |

XVI. FRIENDLY BANTERING

- | | |
|--------------------------------|--------------------------------------|
| 1. Anything you say. | 1. Basta tinampo./Basta ika. |
| 2. Cool down./Relax. | 2. Paiwasa ang isip mo./Relaks sana. |
| 3. Lazybones. | 3. Bolad. |
| 4. Nuts!/Crazy! | 4. Boa/Kagit/Boa-boa/Kagit-kagit. |
| 5. Stupid/simpleton. | 5. Dangag/Hangag/Torpe/Patal. |
| 6. Braggart. | 6. Hambog/Hangin/Mahangin. |
| 7. That's not true./Flatterer. | 7. Bola/Bolero. |
| 8. Rude/Crude/Dirty-minded. | 8. Bastos/Bagla |
| 9. Shameless. | 9. Daing supog. |
| 10. Liar | 10. Bubuwaon. |

11. Cheapskate.

11. Barat/Kuripot/Mapawot/Makiit.

TRUST/RESIGNATION TO FATE

1. (Just) Be patient.

1. Pasensiya ka na sana.

2. By God's grace.

2. Sa hilak ning Diyos.

3. God willing.

3. Kung iguang hilak ang Diyos.

4. Come what may.

4. Bahala na.

5. Patience.

5. Diit pang pagtios/pasensiya.

6. You can't do anything.

6. Dai kang magigibo.

MAKING CONCESSIONS

1. Go ahead.

1. Sige, dagos.

2. Please do.

2. Sige na./Tabi-a man.

3. What now?/What next?

3. Ano na ngonyan?

EXPRESSING APPRECIATION/PRAISE

1. You have a pretty dress.

1. Magayon ang bado mo./Ong-gayon kang bado mo.

2. Your child is beautiful, very healthy.
makusog.

2. Magayon ang aki mo, makusog na

3. Your place is nice.

3. Magayon ang lugar ninyo.

4. I like it here, it's peaceful.

4. Gusto ko dinde, tuninong.

5. You are a good cook.

5. Alisto/Alisto kang magluto

6. You speak good English.

6. Alisto/Alisto kang magtalam ring
Inggles/mag-Inggles.

7. I appreciate what you've done
for me.

7. Gapamabalos/Nagapamabalos/Naomok
ako sa ginibo mo.

8. I like that.

8. Gusto ko an/Iyan.

OTHER HANDY EXPRESSIONS

- | | |
|--|---------------------------------------|
| 1. Never mind. | 1. Dai bale na. |
| 2. No big deal/problem. | 2. Daing problema. |
| 3. It's up to you. | 3. Bahala ka./Ika ang bahala. |
| 4. Why not? | 4. Ngata ta dai? |
| 5. I'm in a hurry. | 5. Gaapura ako. |
| 6. Do you have small change? | 6. Igua kang sinsilyo? |
| 7. Should it be? | 7. Dapat baga/daw? |
| 8. Are you sure? | 8. Sigurado ka daw? |
| 9. Are you through/done/finished? | 9. Tapos na daw?/Tapos ka na daw? |
| 10. Not yet./None yet. | 10. Bako pa/Dai pa. |
| 11. What are you doing? | 11. Ano'ng pigagibo mo? |
| 12. Do you know him/her? | 12. Midbid mo daw siya? |
| 13. I'll do it./I'll get it. | 13. Ako na. |
| 14. Come with me. | 14. Mag-iba ka/kamo sa sako. |
| 15. Come here. | 15. Mara dinde/oya. |
| 16. Who is your companion? | 16. Sisay ang kaiba mo? |
| 17. I don't remember. | 17. Dai ka Nagi L omdoman. |
| 18. I have forgotten. | 18. Naringaw ko na. |
| 19. What is this? | 19. Ano ini? |
| 20. What is that?/What is that yonder? | 20. Ano an?/Ano ito? |
| 21. Whose money is that? | 21. Kisay na mo an? |

- | | |
|------------------------|--------------------------------|
| 22. Why not? | 22. Ngata ta dai? |
| 23. Maybe. Perhaps. | 23. Siguro Baad/Tibaad pa. |
| 24. I thought. | 24. Huna ko. |
| 25. Even then. | 25. Maski pa. |
| 26. I wish. | 26. Konta na. |
| 27. That's too much. | 27. Sobro na an. |
| 28. You see. | 28. Nahiling mo na. |
| 29. I don't like that. | 29. Dai ko gusto an. |
| 30. I have no time. | 30. Dai akong panahon/oras. |
| 31. Don't forget. | 31. Dai pagringawan. |
| 32. Do it by yourself. | 32. Gibohon mong solo./Giboha. |

LIST OF WORDS SUITABLE FOR MONOLINGUALS ELICITING

LOCATIONS AND DIRECTIONS

above/on	(sa) ibabaw
under/below	(sa) iLalom
beside	(sa) higad
near	haLani
in/inside	(sa) Laog
outside	(sa) luwas
in front	(sa) atubangan
behind/back	(sa) rikodan

between/middle	(sa) paaan/tahaw
far from	halayo sa
here	dindi
there	diyan
over there (away from both speaker and person spoken to)	duman
up	itaas
down	ibaba
across	tampad/kahampang
on the corner	kanto
this	ini
that	an
that (away from both speaker and person spoken to)	ito
to the left/turn to the left	wala + mag-wala
to the right/turn to the right	tuo/mag-tu-o
straight ahead/go straight	diritso/mag-diritso

TIME EXPRESSIONS

a few days ago	kan nakaaging aLdaw
after/and then	pagkatapos/tapos
afternoon	hapon
again	otro
always	pirme
at times/sometimes	kung minsan
before (an action)	bago/paraber
date	petsa
dawn	maaaga
day	aldaw
day after tomorrow	sa masunod na aLdaw
day before yesterday	kaso saL-ong aLdaw
earlier/a while ago	kaso-bag-o
early	agap/amay
evening	banggi
every	kada/balang
everyday	oLo-aLdaw
every Monday	pag Lunes/kung Lunes/balang/kada Lunes
half	kabangga/medya
hour	oras
immediately	ora mismo/tulos
just	aban-aban
later	aban-aban
last night	kaso-banggi
last week	kang/kaso salong semana
many times	dakuL na beses
midnight	matanga
month	buLan
noon	odto
now	ngonyan
often	kadakuLan na oras
on Monday/this Monday	sa Lunes
once/at one time	minsan
seldom	bihira

someday	balang aɫdaw
soon/almost	madari na/halos
this morning (past future)	kaso-bag-ong aga/aban-aban ning aga
times	beses/otro
today	ngonyan/ngonyan sa aɫdaw na ini
tomorrow	sa aga
tonight	ngonyan na banggi/aban-aban na banggi
until	hanggang
used to be	dati
usually	kadakaɫan
while	habang/kang
year	taon
last year	naka-aging taon
next year	sa masunod na taon
yesterday	kaso odma
yesterday afternoon	kaso hapon ning hapon

QUANTITIES

all	gabos
bundle	bugkos
excess/more than	sobra
few/little	kadiit/diit
five	lima
full/filled	pano
hundred	sanggastos
many/plenty/much	dakuɫ
one	saɫo
pile	tumpok

twenty

twenty centavos each
two

two for twenty-five centavos

whole/entire

black

blue

brown

gold

green

grey

orange

pink

red

silver

violet

white

yellow

baynte

tig-abaynte ang saLo
duwa

duwa baynte-singko

bilog

COLORS

itom

asul

de kape

buLwan

berde

abo

orens

rosas

puLa

pilak

lila

puti

yelo

DESCRIPTIVE: FOR PEOPLE

angry	naoyam
bad	daing data/maLaot
beautiful/pretty	magayon
big	dakula
cautious/careful	maingat
clean	malinig
conceited/boastful	mahambog/hambogero
dark complexioned	maitom
diligent/hard-working	mahigos
dirty	maati
drunk	buyong
fair-complexioned	maputi
gentlemanly	mad-ayad
handsome	guwapo/guwapito
happy/cheerful	maogma
honest/sincere	honesto/sinsiro
humble	hambol
ignorant	ignorante
intelligent/wise	madunong/intelihente
mischievous/naughty	pilyo/pilya
modest/refined	mahirhin
noisy	maribok

old	gurang
pitiful	kahihitak
polite/courteous	magalang
rich	mayaman
sad	mamundo
short	pandak/hababa
shy	masusopgon
slow	maluway/maluya
small	saday
snobbish	suplado/suplada
stout/fat	mataba
strict	maisog/strikto
strong	makusog
stupid/dumb	bunto/patal
tall	halangkaw
talkative	matabil/madalal/matinalam
thin/slim	maniwang
ugly	pangit
young	aki pa/hoben

DESCRIPTIVE: FOR OBJECTS AND CONDITIONS

blunt	mangunol
cheap	barato
clean	malinig
deep	haLaLom
destroyed/broken	oyag
dry	dugang
durable	matibay
empty	daing Laog
expensive	mahaL
foul-smelling	mabata
fragrant	mahamot
full/filled	panô
hard/tough	matagas
heavy	magabat
high	haLangkaw
light (of weight)	magian
long	haLaba
loose	heLuga
low	hababa
old	daan/luma
rugged	baku-bako
shallow	hababaw

sharp	mataLom
short	hababa
small	saday
smooth/levelled	kapantayi
soft/tender	mayuta
square	kuwadrado
straight	tanos
thick/dense	mahibog
thin	manipis
wet	labu
wide	haLapad

DESCRIPTIVE: FOR THE WEATHER

bad	maraot na panahon
bright/clear	maliwanag/portok
cloudy	mapanganudon
dark	maduLom
dusty	matâpog
muddy	madugi/malapuk
rainy	mauLan
windy	mahangin

BODY PARTS

arm	braso
armpit	iyok
back	likod
body	ginhawa
bone	tuLang
breasts	suso
buttocks	Lubot
cheek	pisngi
chest	daghan
chin	kuko
ear	taringa
elbow	siko
eye	mata
face	pandok
feet	bitis
finger	guLamoy
fontanel	tukbuan
forehead	angog
hand	kamot
hair	buhok
head	payo
heart	puso

heel	kitid
hip	piad
knee	tuhod
leg	ta bay
lip	ngiwi
mouth	kimot
nail	kuko
nape	buong
nose	dungo
palm	paLad
penis	Lapit
sole	Lapandapan
shoulder	abaga
skin	panit
stomach	tuLak
tooth	tingo
thigh	paa
toe	guLamoy sa bitis
tongue	dila
vagina	popoy/buri
waist	habayan

DESCRIPTIVE: FOR CLOTHES

bright-colored	lumahad/portok
faded	kupas/pungas/pûsaw
pressed/ironed	plantasado
snug/tight	kipot/piot
stained	igwang dukot/dagta
wrinkled/creased	kumos/gusot

DESCRIPTIVE: FOR FOOD

alive	buhay
bitter	mapait
bland	matabang
cold	malipot
cooked	luto
crisp	malagamo
decayed/rotten/spoiled	lapa
delicious/good	masilam
fresh	presko
hot/warm	mainit
hot as in pepper	mahalang
mature/ripe	hinog
nutritious	masustansiya
raw	hilaw
ripe (for fruits)	hinog

salty
sour
sweet
young

maasgad
maa Lsom
mahamis
hoben

PARTS OF A PLANT

branch
bud
flower
lead
root
seed
stem

sanga
buko-buko
burak
dahon
gamot
pisog
sanga/tugud

PARTS OF A TREE

bark
branch
flower
fruit
leaf
root
trunk
twig

opak
sanga (dalakuLa)
burak
bunga
dahon
gamot
puon
sanga (sa Laday)

VEGETABLES

banana blossom	puso ning batag
bean sprout	toge
bittermelon	amargoso
cabbage	repolyo
carrot	kerots
cassava	moros
chinese cabbage/pechay	petsay
corn	mais
cucumber	pipino
eggplant	talong
garlic	bawang
ginger	lay-a
horseradish tree	kalunggay
lettuce	letsugas
lima beans	patani
mung/mongo beans	munggo
mushroom	tubo
mustard	mustasa
okra	okra
onion	sibuyas
peas	gisantes
pepper	sili

potato	patatas
radish	radids
snapbeans	abitsuwelas
snow pea/pea pod	hamtak
soybeans	baLatong
sponge gourd	patola
squash/pumpkin	kaLabasa
string/long beans	sitaw
swamp cabbage	kangkong
sweet potato	kamonte
taro	hupi
tomato	kamatis
winged beans	sigarilyas/paguLong
yam (usually violet in color)	ube
yam bean (native turnip)	singkamas

FRUITS

apple	mansanas
banana	batag
black Java plum	duhat
breadfruit	rimas
calamansi (native lemon)	limon
cantaloupe	milon

cashew	kasoy
chestnut	kastanyas
coconut	niyog
young coconut	tipong
full of soft meat	makapuno
grape	ubas
guava	bayawas
jackfruit	Langka
lanzones	lansones
mango	mangga
orange	aranghita
papaya	tapayas
peanut	mani
pineapple	pinya
pomelo	Lukban
sandor fruit	santoL
sapodilla fruit	tsiko
soursop	guyabano
star-apple	kayomito
sugar apple/custard apple	atis
watermelon	pakwan
soursop	guyabano
sandor fruit	santoL

TREES (MGA PUNO)

abaca/Manila hemp	abaka
bamboo	butong
cocoa	kakaw
coconut	niyog
coffee	kape
kapok	kayo
mahogany	kamagong
molave	molabe
narra	nara
needle pine	aguho
palms	
ripa	nipa/tiklad
huri	huri
anahaw	anahaw
rattan	nawi
rubber	goma

ANIMALS (MGA HAYOP)

bull	toro
carabao/water buffalo	karbaw
cat	kuting
chick	siwo

chicken	manok
cow	baka
crocodile/alligator	buwaya
deer	usa
dog	ayam
frog	tapLang
gecko	tuko
goat	kanding
goose	gansa
hen	gunakan
horse	kabayo
lizard	tagaw/butiki
monkey	unggoy/ukay
mouse/rat	kinu
pig	orig
puppy	ido
rabbit	rabit/kuneho
rooster	panlaki
sheep	karnero/tupa
snake	haLas
tadpole	butete/agta
turtle	pagong/bauu
turkey	pabo

BIRDS/FOWLS (MGA IBON)

crow	uwak
dove/pigeon	salampati
eagle	agila
hawk	uwak
owl	kuwago/kuwaw
parrot	pikoy/kagit
sparrow	maya

INSECTS

ant	tanga
bee	buyog/putuukan
butterfly	karibangbang
chicken flea	arimhun
cockroach	tulo tabako/hipus
dragonfly	tibabong/karipakpaw
firefly	aninipot
flea	purgas
fly	Langaw
louse/lice	kuto
mosquito	namok
moth	gamu-gamo
spider	Lawa

termite	anay
wasp	sugod
worm/caterpillar	ołod/urod

NATURAL ELEMENTS AND OCCURENCES

air/wind	hangin
breeze	huyop-huyop/simoy
cloud/fog/mist	dampog
cyclone/tornado	ipu-ipo
dawn	maaaga
dew	túnog
drizzle/rain shower	tagisti
dust	tâpog
earthquake	linog
fire/flame	kaLayo
high tide	taob
lightning	kikilat
lowtide	honas
moon	buŁan
mud	dugi
rain	uŁan
rainbow	"rainbow"/bulalangaw
sky/heaven	Łangit
smoke	aso

soil	daga
star	bituon
stone	bato
steam	sungaw
sun	aɫdaw
sunrise	pagsilang ning aɫdaw
sunset	pagduɫom/pagsubsob ning aɫdaw
typhoon	bagyo
water	tubig
wave	ɫongso

TOPOGRAPHICAL TERMS

bay	ribtong/libtong
beach	baybayon
city	siyudad
coast/shore	baybayon
crater	nga.nga.ning may-ong
creek/stream	sapa
field/farm	oma/ɫati
forest	bukid
hill	bulo buklod
island	isla
lake	danaw

mountain	pungko
mouth of river	guang
ocean/sea	dagat
river	salog
road/street	tinampo/agihan/kalye
scenery	biyo
spring	burabod
town	banwa
village	baryo
volcano	may-ong
waterfall	bâhaw

PARTS OF THE HOUSE

bathroom	banyo
ceiling	kisame
dining room	komedor
door/doorway	puwerta/puwertahan
downstairs	ibaba/silong
floor	salog
garage	garahe
kitchen	kusina
light	ilaw
living room	sala
post	poste/harigi

railing	barandilya
roof	buhong
room	kuwarto
sink	lababo
stairs/stairway	hagyan/hagyanan
toilet	kasilyasan
upstairs	itaas
wall	lanob
window	bintana
window ledge	pasamano

THINGS IN THE HOUSE

bed	kama/katre
bed spread	kubre kama
blanket	tamong
calendar	kalendaryo
chair	tukawan
clock	relo/orasan
closet	aparador
curtain	kurtina
dresser	tokador/spiho
flower vase	plorera
mat	banig

mirror
mosquito net
pillow
pillow case
radio

salming
moskitero
ulonan
punda
radyo

THINGS IN THE KITCHEN

basin
bolo/kitchen knife
bowl
can opener
colander/strainer
cup
stove
dining table
faucet
fork
glass
kettle
knife
laddle
napkin
oven
pail

palanggana
tabak
mangko/yahong
abrelata/pangabre
salaan
tasa
dapog
kaonan/lamesa
gripo
tinidor
baso
kaldero
kutsilyo
kutsara
serbilyeta
pugon
timba/balde

pitcher

palte

platter

saucer

spoon

tablecloth

teaspoon

pitse

plato

bandehado

platito

kutsara

mantel

kutsarita

CONDIMENTS

annato seeds

bay leaf

fish paste

fish sauce

chili pepper

cinnamon

mint leaf

monosodium glutamate

pepper

salt

soy sauce

sugar

vinegar

atsuwete

laurel

balaw

patis

sili

kanela

yerba buena

betsin

paminta

asin

toyo

asukar

suka

BIKOL-VIRACNON
Core Competencies

Topic: Socializing
Task 1.1: Meeting people briefly

<u>Competencies</u>	<u>Basic</u>	<u>Intermediate</u>	<u>Advanced</u>
1. To greet			
a. formally			
Mayad na aga/udto/hapon/bange (Good morning/noon/afternoon/ evening.)	Mayad na aldaw/aga. (Good morning.)	Mayad na aga/udtod/hapon/bange. (Good morning/noon/afternoon too.)	Mayad na udto/hapon/bange man. Mr./Mrs./Sir/Engr. (Good morning/noon/afternoon/ evening Mrs./Mrs./Sir/Engr.)
		Mayad na aga/aldaw man. (Good morning/afternoon, too.)	Mayad na aga/aldaw Mr./Mrs./ Sir/Engr. (Good morning/afternoon Mr./Mrs./ Sir/Engr.)
b. Informally			
	Kumusta? (How are you?)	Kumusta ka? (How are you?)	Kumusta ka Sir/Ma'am? (How are you Sir/Ma'am?)
	Masaen ka? (Where are you going?)	Gaparaano ka/Gaano ka? (What are you doing?)	Kumusta ang pagburuhay? (How's life?)
	Saen ka hali? (Where have you been?)	Saen ka naghali? (Where have you been?)	Kumusta ka ngonian? (How are you?)
		Kumusta ka na? (How are you now?)	
		Saen ka nagpunta? (Where did you go?)	

2. To respond to greetings

a. formally Mayad na aga/udto/hapon
bange man.
(Good morning/noon/afternoon/
evening, too.)

*Formal
Mayad na aga/aldaw man.
(Good morning, too.)

Mayad na aga/udto/hapon/bange
man saindo gabus.
(Good morning/noon/afternoon/
evening to all of you too.)

Mayad na aga/aldaw man saindo
gabus.
(Good day too, to all of you.)

b. Informal *Informal
Mayad.
(I'm fine./Fine.)

Mayad man.
(I'm fine, too./Fine too.)

Ito, pareho kang dati.
(Same as usual.)

Task 1.2: Making and responding to informal introduction

1. To state names

a. one's own Ako si (name).
(I am _____.)

(Name) ang ngaran ko.
(My name is _____)

Ang ngaran ko daung iba kundi (name).
(My name is no other than _____.)

_____ ang amo ko.
(My nickname is _____.)

b. others Siya si _____.
(She/He is _____)

_____ ang ngaran niya.
(His/Her name is _____)

Siya palan si _____.
(By the way, he, she is _____.)

(name) boda (name) ang ngaran
ninda.
(Their names are _____ and _____.)

O, _____ palan ang ngaran niya.
(Oh, by the way his/her name is
_____.)

2. To ask someone's name

Anong ngaran mo?
(What's your name?)

Anong amo mo?
(What's your nickname?)

Anong biga apod saimong?
(How are you called?)

Ika ano ang ngaran mo?
(And you what is your name?)

3. To ask about personal information

- a. Age Pila ang edad mo?
(How old are you?)
- b. Place of origin Taga sain ka.
(From where are you?)
- c. Marital Status Igua ka nang agom?
(Are you married?)
- d. Occupation Ano(ng) ang trabaho mo?
(What's your job/what do you do?)
- e. Family Sain ang pamilya mo?
(Where is your family?)

Pila ang edad mo?
(How old are you?)

Sain ka naga-istar?
(Where do you live/stay?)

Dai ka pa nang agom?
(Are you not married yet?)

Ano ang trabaho mo ngayon?
(What's your job here?/What do you do here?)

Sain ang pamilya mo ngayon?
(Where is your family at present?)

Sain ang Nanay bida Tatay mo?
(Where are your Mother and Father?)

Pila ang tugang mo?
(How many brothers and sisters do you have?)

Pila kamong magtutugang?
(How many brothers and sisters are in the family?)

Pila ang edad mo ngayon?
(How old are you now?)

Sain ka nag-istar sa Amerika?
(Where do you live/stay in Amerika?)

May agom ka na palan?
(By the way, are you married?)

Ano ang trabaho mo sa _____?
(What do you do in _____?/What's your job in _____?)

Sain ang mga tugang mo?
(Where are your brothers and sisters?)

Ano ang trabaho kang Ina / Ama mo?
(What does your mother/father do?)

Pila ang edad ning Ama/Ina mo?
(How old is your father/mother?)

4. To respond to
questions on personal
information

- | | | | |
|--------------------|--|---|---|
| a. Place of origin | Taga _____ ako.
(I am from _____.) | Taga (<u>place</u>) ako, sa (<u>specific location</u> .)
(I am from _____, in _____.) | Naga-istar ako (<u>place</u>) harani sa
(<u>popular landmark</u>).
(I live in _____ near _____.) |
| | | Naga-istar ako sa _____.
(I live in _____.) | |
| b. Age | (<u>Age</u> .)

(<u>Age</u>) anyos na ako.
(I am _____ years old.) | Aki pa ako (<u>age</u>).
(I'm still young. _____.) | |
| | | Gurang na ako. (<u>Age</u>) na ako.
(I'm already old. I'm _____.) | |
| c. Marital Status | Dai pa.
(Not yet.)

May agom na ako.
(I'm already married.) | Dai pa, aki pa ako.
(No, I'm still young.) | Dai pa, soltero/daraga pa ako.
(No, I'm still young.) |
| d. Occupation | (<u>Job title</u>) ako.
(I am a _____.) | (<u>Job title</u>) ang trabaho ko dindi.
(I work as a _____ here.) | Nagtrabaho ako sa (<u>office</u>) sarong sa
mga (<u>job title</u>).
(I'm working for _____ as a _____.) |

e. Family

Duman sa (place).
(In _____.)

(job title) ang ama/ina ko.
(My father/mother is a _____.)

(Age) anyos na ang Ama/Ina ko.
(My father/mother is already
_____ years old.)

Duman sa (place) and pamilia ko.
(My family is in _____.)

Duman sa (place) ang/ina ko.
(My father/mother is in _____.)

Duman sa (place) ang mga tugang ko.
(My brothers and sisters are in _____.)

(no. of siblings) ang mga tugang ko.
(I have _____ brothers/sisters.)

_____ (ng) na lalaki /boda _____
ng babae.
(I have _____ bro. and or
_____ sisters.)

(no. of children) kami gabus.
(There are _____ of us (children)
in the family.)

(job title) ang trabaho kang-ama/ina ko.
(My father's/mother's job is _____.)

Aki pa ang mga magurang ko.
(My parents are still young.)

Gurang na ang mga magurang ko.
(My parents are already old.)

Duman sa (place) ang (no. of siblings)
boda duman sa (place) man ang
(no. of siblings).
(_____ is in _____ while _____
is in _____.)

Duman sa _____ si/sa (name of
siblings) saka duman sa (place)
si/sa (name of siblings).
(_____ is/are in _____ while

_____ is/are in _____.)

(no. of siblings) ang tugang kong
lalaki boda (no.) ang tugang kong
babae.
(I have _____ brothers and sisters.)

(No. of children) kaming magtutugang.
(We are _____ in the family.)
*Referring to the number of children.

Gadan na ang ama/ina ko.
(My father/mother is already dead.)

Task 1.3: Explaining PCV assignments in formal conversations

- | | | | |
|--|--|---|---|
| 1. To ask what work someone does/will do | Ano ang trabaho mo?
(What's your work/job?) | Ano ang gigibohon mo dindi?
(What will you do here?) | Sain ka gatrabaho dindi?
(Where are you working here?) |
| 2. To describe work in terms of employer/Affiliation | Peace Corps Volunteer ako.
(I'm a Peace Corps Volunteer.) | PCV ako boda gatrabaho ako sa Departamento kang _____.
(I'm a PCV to work in the Department of _____.) | PCV ako dindi sa Pilipinas para magtabang sa mga gatiliós. .
(I'm a PCV here in the Philippines to help the poor people.) |
| 3. To ask for more information about one's work | Ano ang trabaho mo sa _____?
(What's your work at _____?) | Anong klase ang trabaho mo dindi?
(What kind/type of job do you do here?) | Ano ang puede nindong itabang
(What help can you give us here?) |
| | Ano ang trabaho mo sa (Host Country Agency)?
(What do you do at _____?) | | |
| 4. To state more information about one's work | Extension worker ako boda matabang sa mga tawo.
(I'm an extension worker and I will be helping the people.) | | Matrabaho ako bilang saro sa Extension worker para magtabang sa mga tawo.
(I will be working as an extension worker to help the people.) |
| | Maestro/Maestra ako sa National School.
(I am a school teacher in the National High School.) | | |
| 5. To take leave (formally) | Maparibod na ako.
(I'm going now.) | Sige, maparibod na ako.
(Okay, I'm leaving now.) | (name of person) maparibod na ako.
(_____, I'm leaving now.) |
| | Mainot na ako.
(I'll go ahead or I'm leaving now.) | Mainot na ako saimo.
(I'll go ahead or I'm leaving now.) | Mainot na ako saindo ng maglakaw.
(I'll go ahead.) |

7?

- | | | | |
|---|-----------------------------|--|---|
| 6. To respond to leave taking (formal and informal) | Sige.
(Okay.) - informal | Sige, babay.
(Okay, bye) - informal | Sige, mag-ingat ka.
(Okay, take care.) |
|---|-----------------------------|--|---|

Task 1.4: Meeting the Host Family for the first time.

- | | | | |
|--|---|---|--|
| 1. To greet | Mayad na aldaw/aga.
(Good morning.) | Mayad na aldaw/aga.
(Good morning.) | Dios mayad na aldaw/aga.
(Good morning, too.) |
| 2. To respond to greetings | Mayad na aga/aldaw man.
(Good morning to you, too.) | Mayad na aga/aldaw man.
(Good morning, too.) | Dios mayad na aga/aldaw man.
(Good morning, too.) |
| 3. To introduce oneself | Ako si _____.
(I'm _____.)

Taga _____ ako.
(I am from _____.) | _____ ang ngaran ko.
(My name is _____.)

Taga (place of origin) ako sa (specific location).
(I'm from _____ in _____.) | Ako palan sa _____.
(By the way, I'm _____.) |
| 4. To express appreciation to HF for hosting PCV | Mayad.
(Fine/Good.) | Mayad ta nag-ako kamo ning Amerikano.

(I'm glad you agreed to host an American.) | Mayad ta nag-ako kamo ning Amerikano dindi.

(I'm glad you agreed to host an American here.) |
| 5. To ask about host families condition | Kumusta kamo?
(How are you?)

Kumusta ang buhay dindi?
(How's life here?) | Kumusta man kamo?
(How are you?)

(Kumusta man ang buhay dindi sa (Barangay)?
(How's life here in (barangay)? | Kumusta na man kamo?
(How are you?) -formal

Kumusta ang mga _____ngonian na panahon?
(How's _____going on this days?) |

78

79

BEST COPY AVAILABLE

6. To tell something about one's family condition Okey man. (just okey/fine.)

Mayad man maogma man kami dindi. (Just fine, we're quite happy here.)
Sa hilak ning Diyos, nakaraos man maski puropano. (With God's mercy, we manage somehow.)

Magayon man ang huring ani mi. (Our harvest was good.)

Oro-aldaw dakul kaming daling sila. (We have a good catch everyday.)

Paminsan-minsan magayon ang ani minsan dai. (Sometimes we have a good harvest, other times, no.)

Paminsan-minsan dakul ning duli minsan dai. (Sometimes we have a good catch, other times none at all.)

7. To show PCV around the house Ini ang _____ kwarto mo. (your room)

kusina (kitchen)

banyo (bathroom)

kasilyasan (toilet)

Mara dindi ipahiling ko saimo ang kwarto mo. (Come here I'll show you your room.)

Duman sa _____ ang (part of house).

tuo (right)

wala (left)

likod (back)

- | | | | |
|---|---|---|---|
| | (This is your room/kitchen/
bathroom/toilet) | (The _____ is on/at the right/
left/back.) | |
| 8. To ask for location
of parts of the
house. | Haen ang (parts of the house)?
(Where is the _____?) | Haen ang _____ dindi?
(Where is the _____ here?) | Haen ang _____ nindo dindi?
(Where is your _____ here?) |
| 9. To encourage
someone to get
some rest | Magpahingalo ka ngona.
(Get some rest.) | Magpahingalo ka ngona sa kwarto.
(Get some rest in the room.)

Gusto mong magpahingalo ngona?
(Would you like to rest for a while?) | Siguro mas mayad magpahingalo ka
ngona sa kwarto mo.
(Maybe, it's better to get some rest
in your room.) |

Magpahingalo ngona ako sa kwarto ko.
(Excuse me, I'll go to my room for
while.)

Task 1.5.: Making small talk about personal information

1. To ask
questions on
personal information

- | | | |
|-----------|--|---|
| a. travel | Kumusta ang biyahe mo?
(How's your trip?) | Pilang oras ang biyahe hali sa Amerika? Mapagal man ang biyahe nindo?
(How long was the trip from the States?) (Did your trip make you tired?) |
| | | Kumusta man ang biyahe mo puon sa
Amerika hangang dindi?
(How was you trip from America?) |
| | | Pilang oras ang biyahe puon sa (training
site)?
(How long was your trip from _____?) |

b. length of stay in the Philippines	Haloy ka na dindi? (How long have you been here?)	Haloy ka na dindi? (How long have you been here?)	Nwarin ka pa dindi sa Pilipinas (When did you arrive here in the Philippines?)
		Nwarin ka nagabot dindi? (When did you arrive here?)	
c. language learned	Gaadal ka ning Bikol? (Are you studying Bikol?)	Haloy ka nag gaadal ning Bikol? (Have you been studying Bikol long?)	Dakul ka nang batid na Biko! (Do you know a lot of Bikol?)
	Batid kang mag-Bikol? (Can you speak Bikol?)	Saen ka nag-adal ning Bikol? (Where did you study Bikol?)	Batid ka nang magtaram ning Bikol? (Can you speak Bikol?)
	Sisay ang nagturo saimo? (Who taught you Bikol?)		
	Nakaintindi ka ning Bikol? (Can you understand Bikol?)		
d. residence	Sain ka gaestar? (Where do you live/stay?)	Saen ka nagaestar dindi? (Where do you live/stay here in _____?)	Ano ang ngaran kang pamilyang biga estaran mo? (What's the name of the family you're staying with?)
	Sain ka maestar? (Where will you live/stay?)	Saen ka maestar dindi sa (barangay)? (Where will you live/stay here in _____?)	
e. educational attainment	Ano ang natapos mo?/Anong tinapos mo? (What course did you finish in college?)	Ano ang kursong tinapos mo? (What course did you finish in college?)	Ano ang natapusan mo sa kolehiyo? (What did you study in college?)
	Anong kurso mo? (What course did you study in (college)?)		

	Anong major mo? (What course did you major in?)	Ano ang pig-"major" mo? (What course did you major in?)	
f. place of origin (temperature/ climate)	Malipot duman? (Is it cold there?) Malipot man duman sa (state)? (Is it cold (there) in _____?)	Naga-init man duman? (Does it also get hot there?) Ano ang panahon ngonian sa Amerika? (What's the season now in the State?)	Anong panahon man duman ngonian? (What is the season now in your place?)
2. To respond to questions on personal information			
a. travel	Mayad. (Fine.) Mayad man. (It was just fine.) (no. of hours) ng/na oras. (_____ hours.)	Nakapagal. (It made me tired.) (no. of hours) ng/na oras ang biyahe. (The trip took _____ hours.)	
b. length of stay in the Philippines	Bakong (numbers) ng aldaw/ bulan pa sana. (No, I've been here for only _____ days/months.)	(number) ng aldaw/semana/bulan pa sana ako digdi. (No, I've been here for only _____ days/ weeks/month.)	Minaabot pa sana ako kang (date) (No, I just arrived last _____.) Minaabot ako dindi kang (date). (I arrived here last _____.)
c. language learned	Iyo, nag-adal ako. (Yes, I studied Bikol.) *referring to language Sa (training site). (In/At _____.)	Iyo nag-adal ako ning Bikol. (Yes, I studied Bikol.) Nag-adal ako ning Bikol sa (training site). (I studied Bikol in/at _____.)	Iyo, nag-adal ako ning diit na Bikol. (Yes, I studied a little Bikol.) Iyo, batid akong magtaram ning Bikol. (Yes, I can speak in Bikol.)

	Si/Sa _____ ang maestro/maestra ko. (_____ is my language instructor.)	Si/Sa _____ ang mga maestro/maestra ko sa (training site). (_____ are my language instructors in _____.)	Iyo, dakol na akong batid na Bikol. (Yes, I know a lot in Bikol now.)
	Iyo, batid ako. (Yes, I can speak Bikol.)	Iyo, pero diit sana. (Yes, but only a little.)	
	Iyo, diit sana. (Yes, but only a little.)		
	Iyo, naintindihan ako. (Yes, I can understand or Yes, I understand.)	Iyo, batid akong mag-Bikol. (Yes, I can speak Bikol.)	
		Iyo, batid na akong mag-Bikol. (Yes, I can speak Bikol now.)	
d. residence	Sa (address). (In/At _____.)	Gaestar ako sa (address). (I live in/at _____.)	
	Digdi/Dindi sa (name of barangay/town). (Here in _____.)	Maestar ako sa (address). (I will live/stay in/at _____.)	
	Diyari (There.)		
e. educational attainment	(course/degree). (course majored in.)	(course/degree) ang tinapos ko. (I finished _____.) (course/degree) ang kursong tinapos ko. (I finished (a degree in) _____.)	_____ ang major ko sa College. (I majored in _____ in college.) _____ ang major ko sa college.
f. place of origin (temperature/climate)	Iyo, malipot duman. (Yes, its cold there.)	Iyo, gainit man duman. (Yes, it also gets hot there.)	

Iyo, malipot duman sa
(State).
(Yes, its cold (there) in
_____.)

(season) ngonian.
(It's _____ now.)

Iyo, malipoton duman.
(Yes, its very cold there.)

(season) ngonian sa America.
(It's _____ now in the States.)

Task 1.6: Informing Host Family about intention of stepping out

- | | | | |
|---|---|--|---|
| 1. To express one's
intention to leave | Maparibod ngona ako.
(I'm going out for a while sir/ma'am.) | Igwang pupuntahan ako.
(I'm going somewhere ma'am/sir.) | May pupuntahan ako <u>ngonian na aga /
aldaw</u> .
(I'm going somewhere this morning/
today.) |
| | May lakaw ako.
(I'm going somewhere sir/ ma'am.) | | <u>ngonian na hapon</u>
(this afternoon) |
| 2. To ask where
one is going | Saen?
(Where?) | Saen ka mapunta?
(Where are you going?) | <u>ngonian na banggi</u>
(tonight) |
| | Masaen ka?
(Where are you going?) | | |
| 3. To state where
one is going | Sa (destination)
(To _____.) | Diyan sana sa luwas.
(Just outside.) | Mapunta ako sa harong ni (name
<u>person</u>)
(I'm going to _____'s house.) |
| | Diyan sana.
(Just there.) | | Pupuntahan ko si _____.
(I'm going to see _____.) |
| 4. To ask one's
purpose for
leaving | Ano ang gigibohon mo duma?
(What are you going to do there?) | Anong gigibohon mo sa (place)?
(What will you do in _____?) | Ngata ta kaipuhan na magduman ka?
(Why do you need to go there?) |

5. To state one purpose for leaving
- Bibisitahon ko si _____.
(I'm going to visit _____.)
- Hihilingon ko ang proyekto/trabaho mi sa (site of assignment).
(I'm going to take a look at our project in/at _____.)
- Nganta ta maduman ka?
(Why are you going there?)
- May kakahoronan ako sa _____.
(I have to talk to somebody in/at _____.)
- Bibisitahon ko ang kaamigo ko.
(I'm going to visit my friend.)

Task 1.7: Explaining PCV project assignment to the local community

1. To ask about PCV's project
- Ano ang proyekto mo?
(What is your project?)
- Ano ang plano mo?
(What is your plan?)
- Ano ang gigibohon mong proyekto?
(What kind/type of project will)
- Ano ang pig-plano mo?
(What do you plan to do?)
- Ano ang pigpapalano mong gigibohon?
(What do you plan to do?)
- Ano ang pigpapalano mong proyekto sa "site" mo?
(What project do you plan to do at your site?)
2. To state name of project and/or plans
- (name of project).
- (name of project) ang proyekto.
(My project is on _____.)
- Magtrabaho ako ning _____.
(I'll be making a _____.)
- Manongod sa (name of project) ang proyekto ko?
(My project is on _____.)
- Gusto kong maggibo ning (project).
(I would like to make a _____.)
- Plano ko na maggibo ning (project).
(I plan to make a _____.)

3. To ask how project will address needs of the community

Para sa ano ini?

Para sa ano ang (name of project)?
(What's the _____ for?)

Ano ang maitabang kaiyan?
(What's this (project) for?)
What help can it give?)

Ano ang maitatabang kaiyan.
(What help can it give?)

Ano ang maitatabang kaiyan sa mga tawo?
(How can that be of help or tawo?
(How can that be of help to the people?)

Anong tabang ang maitatao kaiyan sa mga tawo?
(What help can it give to the people?)

Pano iyan makakatabang sa mga tawo?
(How can that be help to the people?)

4. To state how project will address the needs of the community

Makadagdag sa pagbuhaybuhay
(This is additional income to them.)

Mas mayad pa ang ani para sa paraoma.
(The farmers will have a better harvest.)

Dagdag ini sa sa'ndang pagbuhaybuhay ninda. sa oro-aldaw.
(This is additional income to their daily earnings.)

5. To ask about PCV's role in the project

Mas daku! ang dakop para sa parabanwit.
(The fishermen will have a bigger catch.)

Ano ang gigibohon mo sa (name of project)?
(What will you be doing in the (name of project)?)

Ano ang paggigibo dindi sa proyekto?
(What is your role in this project?)

6. To state PCV's role in the project

Matabang ako para sa para-oma parasira.
(I will be helping the farmers/fishermen.)

Makikipagmiting ako sa mga maestro/maestra dindi.
(I will be meeting with the teachers here.)

Matanom kami ning mga (seeds).
(We will be planting _____.)

Matabang ako sa paghanap ning
(e.g. libro, pondo)
(I will help look for (e.g. books, funds.)

Task 1.8 Expressing humor

1. To tell a joke

Igwa akong kalwag.
Magdangog ka.

Igwa akong aram na kalwag.
(I know a joke.)

Igwa akong aram na kalwag para
saindo.
(I have a joke for you.)

Ano ang kalwag mo?
(What's your joke?)

Ano baga iyan?
(What about?)

Mary: Aram mo ang bulong sa punggod?
(Do you know the cure for pimples?)

Juan: Ano iyan?
(What's that?)

Mary: Batag!
(Banana!)

Juan: Totoo?
(Really?)

Mary: Nakahiling ka nang okay na punggod?
(Have you ever seen a monkey with pimples?)

2. To respond to a joke

Hi! Hil Kornihon.
(Corny.)

A, mayad.
(O!, That's nice.)

Dai man sana ako napagulo.
(I don't find that funny.)

Dai man ako napagulo kang kalwag
mo.
(I don't find that joke funny.)

Magayonon palan. Nagustuhan
ko ang kalwag mo.
(It's nice. I like your joke.)

SC

Topic No. 2: Language to manage learning

Task 2.1: Identifying language to be used in communication

<u>Competencies</u>	<u>Basic</u>	<u>Intermediate</u>	<u>Advanced</u>
1. To state level of ability to speak target language	Dai ako batid mag-Bikol. (I don't know how to speak in Bikol.) Batid ako ning Bikol. (I know how to speak in Bikol.)	Bako man na grabi ang aram kong Bikol. (I don't speak Bikol very well.) Tatao ako pero diit lang. (I know, but just a little.) Diit lang ang aram ko. (I know just a little.)	Diit man ang aram kong tataramun. (I know just a few words.)
2. To state level of ability to understand target language	Naintindihan ko man ning diit. (I can understand just a little.)	Diit man sana ang naintindihan ko. (I can understand a little.)	

Task 2.2.: Making request about manner of speech

1. To ask someone to repeat	Otroha man tabi. (Please repeat.) Ano? (What?) Ano tabi? (What is it again?)	Paki-otro tabi. (Please repeat.) Anong sinabi mo? (What did you say?)	Paki-otro man tabi kang sinabi mo. (Please repeat what you've just said.)
2. To ask someone to pause/stop speaking for a moment	Madali sana. (Wait a minute.) Halat muna. (Wait first.)	Halat, loway-loway tabi. (Wait, slow down please.)	Halat ngona, loway-loway man tabi. (Wait first, please slow down.)

Task 2.3: Eliciting meaning in TL

- | | | | |
|---|---|---|--|
| 1. To ask meaning (definition/ explanation) | Ano ang (English word)?
(What is _____?) | Ano ang gustong sabihon kang
(English word)?
(What does _____ mean?) | |
| | | Anong gusto mong sabihon?
(What do you mean?/What are you saying?) | |
| 2. To state meaning (definition/ explanation) | (meaning) | Ang gusto kong sabihon _____.
(What I mean is _____.) | Arog kaini ang gusto kong sabihon.....
(This is what I would like to say....) |
| 3. To ask how to say something in TL | Ano sa Bikol ang (English word)?
(What is _____ in Bikol?) | Pano mo sasabihon ang (English word) sa Bikol?
(How do you say _____ in Bikol?) | |
| 4. To state how to say something in Target Language | (Bikol) | (Bikol-word) and (English word) sa Bikol.
(Bikol-word) ini sa Bikol.
(It's _____ in Bikol.) | Pano ko sasabihon ini sa Bikol?
(How do I say this in Bikol?) |

Task 2.4: Ensuring communication is clear

- | | | | |
|-----------------------------------|---|--|--|
| 1. To state lack of understanding | Dai ko naintindihan.
(I don't understand.) | Dai ko naintindihan ang sinabi mo.
(I don't understand what you're saying.) | Dai ko naintindihan ang sinabi mo.
(I don't understand what you're saying.) |
| | Dai ko naintindihan.
(I can't understand.) | | |

2	To state confusion	Nalibongan ako. (I'm confused.)	Nalibongan ako saimo. (You're making me confused.)	Nalibongan ako sa sinabi mo. (I'm confused with what you're saying.)
		Nalibong ka. (You're confusing me.)		
3	To confirm understanding	Naintindihan ko. (I understand.)	Naintindihan na kita. (I understand you (now).)	Naintindihan ko ang sinabi mo. (I understand what you're saying now.)

Topic No. 3 Food
Task 3.1 Finding about (new) food

- | | | | | |
|----|----------------------------|--|--|--|
| 1. | To ask name of food | Ano ini/iyan/ito?
(What's this/that/thar?) | Anong apod dindi/diyan/duman?
(What do you call this/that/that?) | |
| | | | Anong ngaran kaini/kaiyan/kaito?
(What this/that/that?) | |
| 2. | To state name of food | (name of food)

(name of food) ini/iyan/ito.
(It's/That's _____.) | (name of food) ang apod dindi/duman.
(It's/That's called _____.) | Ang ngaran kaiyan/kaini/kaito _____.
(The name of that/this/that is _____.) |
| 3. | To ask about taste of food | Anong namit?
(What's the taste?) | Anong namit kaini/kaiyan/kaito?
(What does this/that taste like?) | Masiram kaya ang namit kaini/kaiyan/kaito?
(Does this/that/that taste delicious?) |
| 4. | To describe taste of food | (taste adj.) ini/iyan/ito.
(It's/that's _____.)

<u>Mahamis</u>
(sweet)

<u>Maaskad</u>
(salty)

<u>Maaslom</u>
(sour)
<u>Maharang</u>
(hot)

<u>Malabsay</u>
(bland) | Masiramon ini/iyan/ito.
(This/That/That's very delicious.) | |

	(It's _____.)		
5. To ask how food is prepared	Pan-o ini linuluto? (How is this cooked?)	Pan-o mo ini linuluto? (How do you cook this?)	Pan-o ang pagluto mo kaini? (How do you cook this?)
6. To describe how food is prepared			
a. Method	Pritos. (Deep-fried.)	Prinitos. (It's deep-fried.)	Pigapritos iyan. (That's deep-fried.)
	Linaga. (Boiled.)	Linalaga. (It's boiled.)	
b. Temperature		Mas masiram kon mainit. (It's better if it's served hot.)	Siguro mas masiram kung mainit pa. (Maybe it's much better if it's served hot.)
c. Form	Hilaw sana. (Raw.)	Pigluto ang _____. (The _____ is cooked.)	
d. Consistency	Gulping lana. (Its oily/greasy.)		
	Masarsa. (It has plenty of sauce.)		
	Alang/Daing sabaw. (Dry/There's no broth.)		
e. Parts	May taba boda laman. (There's fat and meat.) Mga turu-tulang. (Bones/joints.)	May kahaalong taba boda laman. (There's a mixture of fat and meat.)	
f. Ingredients	May (ingredients). (There's _____.)	May halong (ingredients). (_____ is added.)	Dakul/Diit (ingredients). (_____ is added.)

Gibo sa (name of ingredients).
(It's made of _____.)

Task 3.2: Finding out how to eat new food

- | | | | |
|--|---|---|---|
| 1. To ask manner of eating food | Pano kakaonon ini/iyan (iyan)?
(How do you eat this/that?) | Pano ini bigakaon?
(How do you eat this/that?) | Pano ang pagkaon kaining kaonon?
(How do you eat this (food)?) |
| 2. To describe/explain manner of eating food | Baakon mo.
(Cut it.) | Bigabaak ini.
(It's cut (into pieces).) | Baakon mo tapos kaonon mo.
(Cut it then eat it.) |
| | Panitan mo.
(Peel it.) | Bigapanitan ini
(You peel it (the skin) off.) | |

Task 3.3: Offering/Responding to an offer of (new) food

- | | | | |
|---|-----------------------------------|--|---|
| 1. To offer food | Kua ka.
(Get some./Have some.) | Magkua ka (pa).
(Get/Have some more.) | Magkua ka pa kung gusto mo.
(Get some/Have some if you like.) |
| | Kua na.
(Have/Get some.) | Namitan mo ini.
(Taste this./Try it.) | Namitan mo ini ta masiram.
(Try this, it's delicious.) |
| | Kua pa.
(Have some more.) | | |
| 2. To respond to offer of food by accepting | Sige.
(Okay.) | Iyo, gusto ko.
(Yes, I like./love it) | Iyo gusto ko, pero mas gusto ko iyan.
(Yes, I like/love it but I like/love that better.) |
| | Mabalos/Salamat.
(Thank you.) | | |

3. To respond to offer of food by refusing	Mabalos/Salamat po. (No, thank you.)	Mabalos/Salamat po basog basog pa ako. (Thanks, I'm still full.)	Dios mabalos po basogon pa ako. (Thanks, I'm very full.)
	Aban-abar. na. (Later on, thanks.)	Dai na po. (formal) (No more, thanks.)	Dai na, basog pa ako. (Don't bother, I'm still full.)
	Habo ko. (very informal) (I don't like.)		
4. To state reason for refusal	Basog ako. (I'm full.)	Nakatapos pa sana ako. (I've just finished eating.)	Dai ako gakaon ning (<u>name of food</u>). (I don't eat _____.)
	Bawal. (It's not good (for me).)	Nagkaon pa sana. (I've just eaten.)	Dai ka masupog. (Don't be shy (to get some more).)
5. To encourage/insist that someone try food offered	Kua pa. (Have/Get some more.)	Magkua ka pa. (Have/Get some more.)	Dit man ang kinua mo. (You didn't get/have enough.)
	Kaon pa. (Eat some more.)	Magkaon ka pa. (Eat some more.)	

Task 3.5: Preparing food

1. To ask about need for food/drink	Autom ka? (Are you hungry?)	Gusto mong magkaon/maginom? (Would you like something to eat/drink?)	Anong gusto mong kaonon/inumon? (What would you like to eat/drink?)
	Napaha ka? (Are you thirsty?)		
	Anong gusto mo? (What do you like/want?)		

- | | | | |
|------------------------------------|--------------------------------------|--|---|
| 2. To state need for food/drink | Gutom ako.
(I'm hungry.) | Nagutom ako.
(I'm hungry. I feel hungry.) | Gusto kong magkaon/maginom ning (name of food).
(I'd like to eat/drink _____.) |
| | Napapaha ako.
(I'm thirsty.) | Gusto ko ning (name of food).
(I like/want _____.) | Gusto kong magkaon/mag-inom.
(I want to eat/drink _____.) |
| 3. To ask about ingredients needed | Anong halo dindi?
(What's in it?) | Ano ang ingredients hinalo dindi?
(What are the ingredients (of this)?) | Linagan mo ini ning (name of ingredients)?
(Did you put _____ in it?) |
| | | | Anong ginamit mo dindi?
(What did you use to make this?) |
| | | | Igwa ining (name of ingredient)?
(Does this have _____?) |

Topic 4: Shopping
Task 4.2: Locating sources of needed items

<u>Competencies</u>	<u>Basic</u>	<u>Intermediate</u>	<u>Advanced</u>
1. To ask sources of needed item	Sain may (<u>needed item</u>)? (Where can one find _____?)	Sain puedeng magbakal ning (<u>needed item</u>)? (Where can one buy _____?)	Sain kaya puedeng magbakal ning (<u>needed item</u>)? (Where can I buy _____?)
	May (<u>needed item</u>) kaya sa (<u>places</u>)? (Is there _____ in _____?)	Sain nakakabakal ning (<u>needed item</u>)? (Where can one buy _____?)	Sain kaya ako makakabakal ning (<u>needed item</u>)? (Where can I buy _____?)
2. To state source of needed item	Sain igwang (<u>needed item</u>)? (Where can one find _____?)	May tindahan kaya ning (<u>needed item</u>) digdi? (Is there a store (here) which sells _____?)	
	Digdi/Diyan/Duman sana. (Just there/here/there.)	Porbaran mo sa (<u>name of source</u>). (Try _____.)	Porbaran mo sa (<u>name of source</u>) baka igwa. (Try in/at _____ and you may find some.)
	Siguro sa (<u>name of sources</u>). (Maybe in/at _____.)	Baad igwa diyan sa (<u>name of sources</u>). (There might be (some) in/at _____.)	
	Baad sa (<u>name of sources</u>). (Probably in/at _____.)		
	Diyan sa bandang iyan. (Towards that direction.)		

Task 4.2: Selecting items

- | | | | |
|---|--|---|--|
| 1. To ask what item is needed | Anong hinahanap nindo/mo?
(What are you looking for?) | Anong hinahanap nindo Mister/
Misis?
(What are you looking for Mr./Mrs.?) | Bakal na kamo. Ano ang pigahanap
nindo?
(Come on.) Buy. What do you
want/What are you looking for?) |
| | Anong kaipuhan mo/nindo?
(What do you need?) | Ano po ang gusto/kaipuhan nindo/
Mister/Misis?
(What do you want/need Mr./Mrs.) | |
| | Anong gusto mo/nindo?
(What do you want?) | | |
| 2. To state what item is needed | Pabakal ning (needed item).
(May I buy _____.) | Pahiling akong (item) nindo.
(Let me see your (item).) | Bakalon man ako ning (needed item).
(Let me buy (some) _____.) |
| | Igwa kamong (needed item).
(Do you have _____?) | Puedeng mahiling ang _____ nindo?
(Can I see your _____?) | Gusto ko sanang magbakal ning (item).
(I'd like to buy (some) _____.) |
| 3. To ask preference about needed item | Anong kolor/sukol?
(What color/What size?) | Anong kolor ang gusto mo?
(What color do you like?) | Anong kolor po ang gusto nindo
Mister/Misis?
(What color do you like Mr./Mrs.?) |
| 4. To state preferences about needed item | (Color/Size etc.) | Gusto ko ning (color /size, etc.).
(I like _____.) | |
| | May (color/size)?
(Is there _____?/Do you have
_____?) | Igwa kamong (color/size)?
(Do you have _____?) | |
| 5. To ask where an item is located | Sain ang (location)?
(Where's the _____ here?) | Sain dindi ang (Location)?
(Where's the _____ here?) | Sain kaya dindi ang (location)?
(Where's the _____ here?) |

- | | | | |
|--|---|--|--|
| 6. To give directions within a market area or within a store | Harani kang (location)
(Beside (the) _____.)

Sa (location).
(In/At _____.) | Duman sa (location), harani kang (location).
(There in/at _____, beside the _____.) | Magdiretso ka sana sa kanto iyan ang _____.
(Go straight to the corner that's the _____.) |
|--|---|--|--|

Task 4.2: Determining Price

- | | | | |
|--------------------------------|--|---|---|
| 1. To ask price | Gurano/Tigpila?
(How much?)

Gurano/Tigpila ini/iyan/idto?
(How much is this/that/that?) | Gurano/Tigpila ang (quantity) kang (item)?
(How much is _____ of _____?) | Gurano/and presyo kang (item)?
(How much is the (price) of _____?)

Gurano/Tigpila ang sarong kilo kang (quantity)?
(How much is a kilo of _____?) |
| 2. To state price | (P _____) peso sana.
(Only _____.)

(P _____ pesos sana.)
(Only _____ pesos.) | (P _____) pesos ang (quantity).
(Quantity is (P _____) pesos.)

(P _____) pesos na sana.
(Only/just _____ pesos.) | Para saindo (P _____) pesos na sana.
(For you just _____ pesos.)

Itao ka na sana saimo ning (P _____) pesos.
(I'll just give it to you for P _____ pesos.) |
| 3. To complain about the price | Kaminahal man!
(It's expensive!)

Mahalon man!
(It's too expensive!) | Kaminamahala man kang tihda mo!
(Your goods are too expensive!) | |
| 4. To negotiate a bargain | Daing tawad?
(Is there no discount?)

Dai nang bawas/ina?
(Is there no discount?) | Puedeng magtawad?
(Can I get a discount?/Can I haggle?)

Iyo na talaga an?
(Is the price fixed?) | Dai na puedeng magtawad?
(Can't I have a discount?)

Dai nang ina iyan?
(Is there no discount?) |

	Pakitawad man, o (Discount, please.)		Sige na, (P.____) pesos na sana para dindi. (C'mon, just _____ pesos for this one.)
	(P.____) na sana puede? (Is P.____ alright?)		
5. To insist on the original price	Fixed price na iyan. (That's the fixed price.)	Dai na puedeng bawasan iyan? (The price can't be reduced./I can't reduce the price for that.)	Dai nang bawas yan. Lugi man ako. (There's no discount, there wont be any profit left.)
	Dai nang ina/bawas. (There's no more discount.)		
6. To agree to a price	O sige. (Alright.)	Sige, buena mano sana. (Okay, special price for the first customer of the day.)	O sige, kung bako ika sana. (Okay, anyway you're a regular buyer here.)
	Sige, (P.____). (Okay, _____ pesos.)	Sige, basta ika. (Alright, just for you.)	
7. To disagree with price and (not make purchase)	Mahal! Dai bale na sana. (It's expensive! Never mind.)	Mahalon man dai bale na sana. (It's so expensive never/ don't bother.)	O, sige mahalon dai na bale, salamat. (It's expensive, never mind/don't bother thank you.)
8. To ask for change (if purchase is made)	Uli ko, (My change.)	Ang uli ko tabi. (My change, please.)	Mr./Miss igwa pa akong uli sa (P.____). (Mr./Miss I still have change from the _____.)
9. To identify incorrect change and ask for correct amount	Kulang ini. (It's not enough.)	Kulang po ang uli nindo. (You didn't give me enough change.)	Kulang ang tiniao nindong uli sakuya. (You didn't give me enough change.)

10. To ask for
receipt

Resibo po.
(The receipt please.)

Pahagad ning resibo ha?
(The receipt, please.)

Puede mo akong tawan ning resibo?
(Could you please give me a
receipt?)

Saen tabi ang resibo?
(Where is the receipt?)

Puedeng maghagad ning resibo?
(Can I have a receipt?)

Paki-tawan mo man ako ning resibo.
(Please give me a receipt.)

11. To give a receipt

Ini.
(Here it is.)

Ini/Uya ang resibo mo/nindo.
(Here is your receipt.)

Uya/Ini na ang resibo kang binakal
mo/nindo.
(Here's your receipt for the goods
you've bought.)

Topic 5: Transportation
Task 5.1: Taking local transportation

<u>Competencies</u>	<u>Basic</u>	<u>Intermediate</u>	<u>Advanced</u>
1. To state desired destination	Sa (<u>desired destination</u>). Mapa (<u>desired destination</u>) ako. (I'm going to _____.)	Gusto kung magduman/magpunta (To _____.) (I would like to go to _____.)	sa (<u>desired destination</u>).
2. To ask about best type of transportation	Anong lulunadan/sasakayan ko. (What (<u>means of transportation</u>) will I take?)	Ano ang mayad na lulunadan pa (<u>desired destination</u>)? (What's the best (<u>means of transportation</u>) to take to get to _____?)	Puede kayang lakawon puon dindi an _____? (Can one walk to _____ from here?)
3. To state best type of transportation	(<u>means of transportation</u>).	Magsakay ka sa (<u>means of transportation</u>). (Take a _____.)	Daing dyip duman kaipuhan mag (<u>means of transportation</u>) ka. (There are no jeepneys there, you need to take a _____.)
4. To ask location of pick-up points for local transportation	Sain ako malunad/masakay? (Where will I get a ride?) Sain ang paradahan ning dyip? (Where's the jeepney terminal?)	Sain ako puedeng maglunad/magsakay? (Where will I get a ride?) Sain ang sakayan dindi nin dyip? (Where's the jeepney stop here?)	Sain mayad maghalat ning lulunadan dindi? (Where is the best place to wait for a ride here?)
5. To state location of pick-up point	Duman sa banwa. (In town.) Sa may ((<u>location</u>)). (Near the _____.)	Pagkalampas sa (<u>location</u>). (Right after _____.)	

- Sa tuo/wala kang (location).
(To the right /left of _____.)
- | | | | |
|--|---|---|--|
| 6. To ask for route of vehicle | Saen ini?
(Where is this (vehicle) going?) | Saen ini gaagi?
(Where does this (vehicle) pass?) | Maagi ini ito sa may (name of)
(Will this pass by/through ___?) |
| 7. To state route of vehicle | Sa (<u>route/destination</u>).
(In/At/Through _____.) | Dai ini maagi sa (<u>route/destination</u>).
(This won't pass through _____.) | Maagi ini pasiring sa _____.
(This will pass through _____.) |
| 8. To state destination if not already stated | Sa (<u>destination</u>) ako.
(In/At _____.) | Sa <u>destination</u> ako mababa.
(I'll get off at _____.) | Sa may (<u>destination</u>) po ako mababa.
(I'll get off at _____.) |
| 9. To ask fare | Gurano/Tigpila?
(How much?)

Gurano/Tigpila po ang plete?
(How much is the fare?) | Gurano/Tigpila hangan (<u>destination</u>)?
(How much is it until _____?) | |
| 10. To state fare | (P _____). | (P _____) lambang saLo

P _____ hangan (<u>destination</u>).
P _____ up to (<u>destination</u>). | (P _____) sana hanggang (<u>destination</u>).
(Only P _____ up to (<u>destination</u>)). |
| 11. To ask for change back | Uli ko tabi.
(Change, please.) | Mister, Uli ko tabi.
(Mister, my change please.) | Puedeng mahagad ang uli ko?
(Can I ask for my change please?) |
| 12. To ask where to get off for a given destination
can one get off in/at | Saen an babaan?
(Where does one get off?) | Saen ang babaan pasiring sa (<u>destination</u>)?

_____?) | Saen dindi and babaan papunta sa (<u>destination</u>)?
(Where does one get off in/a _____?) |
| 13. To state where to get off for a given destination | Dindi/Diyan sana.
(Just here/there.)

Sa kanto. | Dindi na.
(Here please.)

Diyan lang sa kanto. | Sa masunod na kanto tabi.
(At the next corner, please.) |

(At the corner.)

(Just there at the corner.)

14. To ask the driver to stop vehicle

Para!
(Stop!)
Psst!
(Stop!)

Mister para tabi.
(Mr. please stop.)
Sa eskina lang.
(Just along the alley.)

Mister para tabi sa may kanto.
(Mr. , please stop along the corner.)

Para, diyan.
(Stop, right there.)

Task 5.2: Taking a trip

1. To state destination out of town

Pa- (destination) ako.
(I'm going towards/to _____.)

Gusto kong magpuman sa
(destination).
(I'd like to go to _____.)

Gusto ko magpunta sa (destination).
(I'd like to go there/to _____.)

Mapa- (destination) ako.
(I'm going towards/to _____.)

Gusto kong magpasyar sa
(destination).
(I'd like to visit _____.)

2. To ask best type of transportation to take

Puedeng mag (means of transportation) sa (destination)?
(Is it possible to take a _____ in going to _____.)

Anong mayad na lulunadan pasiring (destination)?
(What's the best (means of transportation) in going to _____?)

Arin ang mas mayad na lulunadan pasiring (destination)?
(What's the best transportation to take to go to _____?)

3. To state best type of transportation to take

Eroplano, Barko, Bos, etc.
(Airplane, ship, bus, etc.)

Kaipuhan ka magbarko o mag-eroplano.
(You can take the boat or the plane.)

Siguro mas mayad mag-eroplano.
(It's probably better to ride in an airplane.)

4. To ask location of transportation center

Saen ang paradahan?
(Where's the terminal?)

Saen ang istasyon?
(Where is the station?)

Saen ang duungan kang lantsa.
(Where is the port/pier?)

5. To state location of transportation center

Diyan sana sa _____.
(There at _____.)

	Sa may _____. (At the _____.)	Sa sunod na banwa. (At the next town.)	
6. To ask destination	Saen ka maduman/mapunta? (Where are you going?)	Saen mo gustong magpunta? (At the _____.)	Saen palan gusto mong magduman? (By the way, where do you want to go?)
7. To ask the schedule to stated destination or length of trip	Oro-aldaw. (Everyday.) Kada (time). (Every _____.)	Kung daing eskuela. (If there's no classes.) Anong oras ang hali/abot kang bas? (What time does the bus leave?)	Pan-o kahaloy ang beyahe magpuon digdi hangan _____? (How long is the trip from here to _____.)
8. To state schedule of trip	Alas dies. (Ten o'clock.) (Time) Mga (time). (Around/more or less _____.)	Naghali ning (time). (It leaves at _____.) Gaabot ning (time). (It arrives at _____.)	Naghali ang Bas ning _____ saka nagaabot ning _____. (The bus leaves at _____ and arrives at _____.)
9. To ask distance of trip	Perang oras ang (destination/trip)? (How long is the trip?) HaLayo pa dindi? (Is it far from here?)	Perang oras/kilometro hanggang (destination). (How many hours/kilometers is it to _____?) HaLayo pa dindi? (Is it far from here?)	Mga perang oras kaya/kilometro hanggang _____? (How many hours/kilometers is it to _____?) Pan-o saen kaharayo ang (destination)? (How far is _____?)
10. To state distance of trip	Mga (numbers) kilometro/oras. (Around _____ kilometers/hours.)	HaLayo siguro mga _____ oras/kilometro. (It's far, maybe about _____ hours/kilometers.)	HaLayoon pa, arog kang (another place). (It's too far just like _____.)

130

131

	HaLani lang. (It's just near (here).)		
11. To ask if ticket is to be one-way or round trip	One-way? Balikan? (One-way? Round trip?)	Gusto mo ning _____ ticket? (Would you like a _____ ticket?)	
		Anong gusto mong ticket, _____ o _____? (What ticket would you like _____ or _____?)	
12. To ask payment procedure (when/ who to pay)	Saen mabayad? (Where will I pay?)	Saen kiisay ako mabayad? Saarin (Where/To whom/When will I pay?)	Saen kiisay palan Saarin ako puedeng magbayad? (By the way, where/ to whom/ when can I pay?)
13. To state payment procedure	Sa konduktor, etc. (To the conductor?)	Sa konduktor ang bayad. (The fare is given to the conductor.)	Duman ka magbayad sa kahiro. (Pay to the cashier.)

Topic 6: Health
Task 6.1 Getting medical help

<u>Competencies</u>	<u>Basic</u>	<u>Intermediate</u>	<u>Advanced</u>
1. To state that one is sick	Nalutula ako. (I feel dizzy.)	May (helang/sipon/etc.) ako. (I think I'm sick/I think I have a cold/ etc.)	Kalaen ang pagmati ko pano may kalintura ako. (I'm not feeling well because I have a fever.)
	Maluluya ako. (I feel weak.)		
2. To state body part that hurts	Nalugadan ako. (I'm wounded.)	Kalaen ang pagmate ko. (I'm not feeling well.)	
	Nagurot ako. (I cut myself.)	Garong kakalinturahon ako. (I think I'm coming down with a fever.)	
3. To state need for help	Makulog ang payo ko. (My head hurts/I have a headache.)	Nagkukulong ang payo ko. (My head hurts/I have a headache.)	Makulog ang payo ko pano sobrang puyat. (My head hurts due to lack of sleep.)
	Tabangan mo ako. (Help me.)	Kaipuhan ko ang tabang mo. (I need your help.)	Puede mo akong tabangan? (Can you please help me?)
4. To state need for medical supplies/ assistance	Paki-tabangi man ako. (Please help me.)	Paki-tabangi man ako. (Please help me.)	
	Igwa kang bulong? (Do you have (some) medicine?)	Kaipuhan kong magpa-doktor. (I need to see a doctor.)	Kaipuhan kong maginom ning buLong. (I need to take (some) medicine.)
	Igwa kang aspirin. (Do you have (some) aspirin?)	Gusto kong magpa-ospital. (I want to go to the hospital.)	Kaipuhan kong magpunta sa doktor. (I need to see a doctor.)

134

135

BEST COPY AVAILABLE

Gusto ko ning aspirin.
(I want (some) aspirin.)

Kaipuhan ko ning aspirin para sa
kulog kan payo ko.
(I need (some) aspirin for my
headache.)

Kaipuhan ko ning aspirin.
(I need (some) aspirin.)

5. To ask where
medical help can
be obtained

Saen ang botika?
(Where's the drugstore?)

Saen igwang ospital dindi?
(Where can I find a hospital?)

Saen ang haLani dinding ospital?
(Where's the nearest hospital here?)

6. To state where
medical help can
be obtained

Sa banwa.
(In town.)

Harani dindi ang ospital?
(Is the hospital near here?)

Sa siyudad haLani sa simbahan.
(In the city near the church.)

Sa may simbahan haLani ang ospital.
(The hospital is near the church.)

Sa may simbahan.
(Near the church.)

7. To ask direction
to medical facility
or service

Saen ang haLong kang doktor?
(Where's the doctor's house?)

Saen ang ospital?
(Where's the hospital?)

8. To ask for
availability of
medical help/
service

Si Dr. Reyes?
(Is Dr. Reyes in?)

Yaon si Dr. Reyes?
(Is Dr. Reyes in?)

May pasyente sa laog?
(Is there a patient inside?)

Puede ngonian si Doktor?
(Is the doctor available?)

9. To state
availability/
inavailability of
medical help/
service

Yaon.
(He's here/inside.)

Yaon sa laog.
(Inside.)

Yaon sa ospital si Dr. Cruz ngonian. Aban-aban pa maabot si Dr. Cruz.
(Dr. Cruz is in the hospital now/today.) (Dri Cruz is coming later.)

Daing klinika si Dr. Cruz ngonian.
(Dr. Cruz has no clinic schedule today.)

138

139



VIRACNON

Glossary

ACKNOWLEDGEMENTS

Sincere thanks go to Dr. Arthur Crisfield, Training Officer, who initiated the development of a glossar for use by Peace Corps Volunteers at Pre-Service Training; Language Coordinators Yda Liongson and Betchie Jabson who headed the first group that worked on the glossaries; Tony Ordiz and Fe Quijano, Language Coordinator and Assistant Language Coordinator, respectively, for the Language Materials Development Project who continued to refine the work; Yolanda Sena who developed this Viracnon glossary; and other Peace Corps Staff who contributed to the making of this material.

PAZ B. MEMAN
Language Specialist
April 1990

EXPLANATORY NOTES

The words appearing in this glossary are based on the Core Competencies used at Pre-Service Training. However, other relevant vocabulary has been included for PCVs' continuing language study at their sites.

Abbreviations used are the following:

N	Noun
V	Verb
ADV	Adverb
ADJ	Adjective
P	Pronoun
C	Conjunction/Connector
Q	Question Word
PA	Particle
EX	Expression
PP	Preposition
PV	Pseudo Verb
A-F	Actor Focus
O-F	Object Focus
L-F	Locative Focus
I-F	Instrumental Focus
B-F	Benefactive Focus
IMP	Imperative
INF	Infinitive
Var.	Variant

As a guide to proper pronunciation, accent marks are used to indicate which syllable or syllables are to be stressed.

An acute accent (') is used to mark the strongest stress in the word while the circumflex accent (^) is used when the final syllable is stressed and at the same time has a glottal stop.

The appendix contains a list of all roots of the verbs found in the glossary.

abaká	(N)	abaca
abán-abán	(ADJ)	later
abó	(N)	ash
abokádo	(N)	avocado
abohón	(ADJ)	gray
Abríl	(N)	April
adumán	(P)	there, far from speaker and listener
ága	(N)	morning
Agósto	(N)	August
agóm	(N)	spouse
agúho	(N)	needle fine tree
akásya	(N)	acacia
áki	(N)	child
áki	(ADJ)	young, as in person
akó	(P)	!
alá		time marker used with number "one"
aláng	(ADJ)	dry
alás		time marker used with Spanish numbers
albuláryo	(N)	quack doctor
áldaw	(N)	day
amá	(N)	father
amaón	(N)	uncle
Amérika	(N)	America
Amerikáno	(N)	American
ámo	(N)	nickname; pet name Var. lulo
anáhaw	(N)	anahaw
ángog	(N)	forehead
áni	(N)	harvest
anít	(ADJ)	bald
anó	(Q)	what
anóm	(ADJ)	six
ányons	(N)	years
apát	(ADJ)	four
aparadór	(N)	wardrobe
apog	(N)	lime
aLák	(N)	wine

aLám	(PV)	know
aLanghíta	(N)	orange
aLín	(Q)	which
aLóg	(N)	soot
aLóg kainí	(P)	like this, near the speaker
aLóg kaitó	(P)	like that, far from both speaker and listener
aLóg kaiyán	(P)	like that, far from the speaker
asín	(N)	salt
asó	(N)	smoke
asúkar	(N)	sugar
asúl	(ADJ)	blue
átis	(N)	sugar apple
atóp	(N)	roof
áwto	(N)	jeep
áyam	(N)	dog
baád	(PA)	expression of uncertainty
baákon	(V)	to cut (O-F)
babaán	(N)	place where one gets off
babáye	(N)	women, female, girl
bábay	(EXP)	bye, goodbye
budá	(C)	and
badíl	(N)	gun
bádo	(N)	clothes, dress Var. bestida
bága	(N)	hot coal
bagá	(PA)	question particle
bagâ	(N)	lung
bâgo	(C)	before
bâgo	(ADJ)	new
bágyo	(N)	typhoon
bahá	(N)	flood
báhaw	(N)	food kept overnight
bâhaw	(N)	waterfall
bakô	(N)	no, not
bakô lámang	(C)	not only
bálde	(N)	bucket
balíkan	(N)	round trip

balkón	(N)	balcony
bandehádo	(N)	platter
banggí	(N)	evening
baníg	(N)	mat
bánwa	(N)	town
bányo	(N)	bathroom
barlágon	(N)	vine
barlúkag	(N)	feather, body hair
baráto	(ADJ)	cheap
baréna	(N)	drill
barkó	(N)	ship
báryo	(N)	barrio; village
báso	(N)	drinking glass
basóg	(ADJ)	full
batág	(N)	banana var. saging
batíd	(ADJ)	knowledgeable, ability
báwang	(N)	garlic
báwal	(PV)	prohibited; should not
bawásan	(V)	to reduce
báyad	(N)	payment
bayáw	(N)	brother-in-law
bayáwas	(N)	guava
baybáy	(N)	sand
baybáyon	(N)	shore
báyle	(N)	dance
bayóng	(N)	bird
bérde	(ADJ)	green
bésés	(ADJ)	times
bibisitáhon	(V)	will be visited (L-F)
bihíra	(ADJ)	seldom
binakál	(V)	bought (O-F)
bintána	(N)	window
bitúon	(N)	star
biyáhe	(N)	trip; journey
biyénte	(ADJ)	twenty, Spanish
Biyérnes	(N)	Friday

botika	(N)	drugstore
bua-bua	(ADJ)	crazy
búang	(ADJ)	selfish
buéna máno	(N)	first customer
búhay	(N)	life
búlán	(N)	month
buláwan	(N)	gold
bulóng	(N)	medicine
búlsa	(N)	pocket
búnga	(N)	betel nut
bungóg	(ADJ)	deaf
bulábod	(N)	spring
búlak	(N)	flower
bulurLángaw	(N)	rainbow
bus	(N)	bus
		var. vos
busína	(N)	horn, automobile
butá	(ADJ)	blind
butóng	(N)	bamboo
buwáon	(ADJ)	liar
búyo	(N)	leaf for wrapping betel nut, lime etc.
daá	(PA)	expression to indicate indirect quotation
daí bále	(EXP)	never mind
dagá	(N)	soil
dágat	(N)	ocean; sea
dagdág	(N)	additional
dágom	(N)	needle
dáhon	(N)	leaf
dakóp	(V)	catch (O-F)
dakúl	(ADJ)	many; plenty; lot
dakuLá	(ADJ)	big
dálan	(ADJ)	road
dalógdog	(N)	thunder
dángaw	(ADJ)	fingerspan
daóg	(ADJ)	defeat

dapóg	(N)	hearth, a place for cooking
darága	(N)	unmarried woman
dáti	(ADJ)	usual; always
de kapé	(ADJ)	brown
Disyembre	(N)	December
dies mil	(ADJ)	ten thousand, Spanish
diít	(ADJ)	little; few
díla	(N)	tongue
díndi	(P)	here, near the speaker
dingdíng	(N)	wall
dipísil	(ADJ)	difficult
disinuébe	(ADJ)	nineteen, Spanish
disisaís	(ADJ)	sixteen, Spanish
disisiéte	(ADJ)	seventeen, Spanish
disiótso	(ADJ)	eighteen, Spanish
distánsiya	(ADJ)	distance
disyérto	(ADJ)	desert
diyán	(P)	there, far from the speaker
Domínggo	(N)	Sunday
dóse	(ADJ)	twelve, Spanish
dugó	(N)	blood
dumán	(P)	there, far from both speaker and listener
dungó	(N)	nose
duráy	(N)	earthen jar
duúngan	(N)	port, pier
duwá	(ADJ)	two
dyíp	(N)	jeepney
e	(PA)	expression of reason related to a preceding idea
Enéro	(N)	January
eropláno	(N)	airplane
eskína	(N)	alley; pathway
eskuéla	(N)	student
eskuwelahán	(N)	school
estimádo	(ADJ)	highly respected

estudyánte	(N)	student; pupil
gaádal	(V)	is studying (A-F)
gaanó	(V)	is doing (A-F)
gabús	(ADJ)	all
gadán	(ADJ)	dead
gaéstar	(V)	is living, staying (A-F)
gakáon	(V)	is eating (A-F)
gána	(ADJ)	win
gaparaáno	(V)	is doing (A-F)
garló	(PA)	it seems
gátas	(N)	milk
gatillíós	(V)	is suffering (A-F)
gatos	(ADJ)	hundred
gatrabáho	(V)	is working (A-F)
gíbo	(V)	made, did (O-F)
gigibóhon	(V)	will be done (O-F)
ginámit	(V)	used (O-F)
ginháwa	(N)	body
gisántes	(N)	peas
gítilon	(ADJ)	flirt
guláy	(N)	vegetable Var. utan
gurlamóy	(N)	finger
gurlang	(ADJ)	old, as in person
gurlano	(Q)	how much Var. tagpila
gústo	(PV)	like, want Var. muya
gutóm	(ADJ)	hungry
hababá	(ADJ)	short
hababáw	(ADJ)	shallow
habágat	(N)	south
habáyan	(N)	waist
habó	(PV)	dislike; don't like; hate
hádi	(N)	king
hagdánan	(N)	stairs, ladder
halabá	(ADJ)	long
halapad	(ADJ)	wide
halát muna	(EXP)	wait for a while

háli	(V)	Var. halat nguna came from (A-F)
haɫugá	(ADJ)	loose
haɫúnan	(N)	throat
hambógon	(ADJ)	braggart
hanggáng	(C)	until
hapón	(N)	Japanese
hápon	(N)	afternoon
haɫaní	(ADJ)	near
haɫáŋkaw	(ADJ)	high
haɫárɫom	(AD)	deep
haɫáyo	(ADJ)	far
haɫigi	(N)	post
haɫóng	(N)	house
hélang	(N)	illness; disease
hélang sa púso	(N)	heart ailment
hihilingón	(V)	will look at (O-F)
híkaw	(N)	earrings
hílak	(N)	mercy; pity
hiláw	(ADJ)	raw
hinahánap	(V)	is looking for; is searching for (O-F)
hinóg	(ADJ)	ripe
hípag	(N)	sisier-in-law
Huwébes	(N)	Thursday
Húlyo	(N)	July
hunás	(ADJ)	lowtide
Húnyo	(N)	June
husgádo	(N)	judge
ibá	(ADJ)	different; contrasting; unique
ibâ	(N)	star fruit
ibá	(PP)	others
idád	(N)	age
ígwa	(V)	have; there is, are Var. may
iká	(P)	you (singular), usually occurs in the initial position in a sentence
iká-anóm	(ADJ)	sixth

iká-apát	(ADJ)	fourth
iká-duwá	(ADJ)	second
iká-limá	(ADJ)	fifth
iká-pitó	(ADJ)	seventh
iká-sampúlo	(ADJ)	tenth
iká-siyám	(ADJ)	ninth
iká-tuló	(ADJ)	third
iká-waló	(ADJ)	eighth
ikós	(N)	cat
ilaw	(N)	light
inā	(N)	mother
inaón	(N)	aunt
Inglés	(N)	Englishman; English language
ingredients	(N)	ingredients
iní	(P)	this, near the speaker
intelihénte	(ADJ)	intelligent
Intsik	(N)	Chinese
ipahilíng	(V)	to show (O-F)
inúmon	(N)	any kind of drinks
inumón	(V)	to drink (INF, O-F)
inún.on	(N)	fish cooked in vinegar, ginger onions, pepper etc.
ipíyong	(V)	to close the eye (O-F)
istasyón	(N)	station
itábang	(V)	will help (O-F)
Italiáno	(N)	Italian
itataó	(V)	will be given (O-F)
itinaó	(V)	was given (O-F)
itóm	(ADJ)	black
íwal	(V)	fight
iyán	(P)	that, far from the speaker
iyó	(N)	yes
ka	(P)	you (singular)
kaagáhon	(ADJ)	dawn
kasó-bâgo	(ADJ)	a while ago
kaamígo/a	(N)	friend

kábag	(N)	gas pain
kabangá	(ADJ)	half
kabukídan	(N)	forest
káda	(ADJ)	ever
kaeskuéla	(N)	classmate
kagíd	(N)	scabies
kagkág	(N)	rake
kahíro	(N)	cashier
káhoy	(N)	tree
kainí	(P)	of this, near the speaker
kaitó	(P)	of that, far from both speaker and listener
kaiyán	(P)	of that, far from the speaker Var. kaan
kaipúhan	(PV)	need
kakahoronón	(V)	will talk to (O-F) Var. kakaulayon
kakaónon	(V)	will be eaten (O-F)
kakáw	(N)	cocoa
kaláen	(ADJ)	bad, not good
kaLág	(N)	soul
kaLáyo	(N)	fire
kaldéro	(N)	cooking pot
kalíbang-bang	(N)	butterfly
kalúnggay	(N)	horse radish
kalintúra	(N)	fever
kalwág	(N)	joke
kamagóng	(N)	mahogany
kamáti	(N)	tomatoes
kamí	(P)	we (exclusive)
kamináhal	(ADJ)	expensive
kamót	(N)	hands
kamónte	(N)	sweet potato
kamonténg káhoy	(N)	cassava
kandíng	(N)	goat
kangkóng	(N)	swamp cabbage
kangudháni	(N)	last child
kaónon	(N)	food
kapé	(N)	coffee

karŁbása	(N)	squash
karŁbáw	(N)	carabao; water buffalo
kasilyásan	(N)	toilet
káso	(N)	suit; case
kasó saŁong bánggi	(ADJ)	last night
kasóy	(N)	cashew
kasuarín	(Q)	when
katám	(N)	plane
katórse	(ADJ)	fourteen, Spanish
kátre	(N)	bed
kawáli	(N)	Chinese wok
kayá	(C)	that's why
kaya	(PA)	expression for uncertainty, indecision, speculation
káyo	(N)	kapok
kiisáy	(Q)	whose
kilás	(ADJ)	cross-eyed
kilómetro	(N)	kilometers
kimótan	(ADJ)	talkative
kínse	(ADJ)	fifteen, Spanish
kinuá	(V)	was taken
kitá	(P)	we (inclusive)
kisamé	(N)	ceiling
kláse	(N)	kind; type
kliniká	(N)	clinic
ko	(P)	by me; my
kolór	(N)	color
komidór	(N)	dining room
kondúktor	(N)	conductor
kóрте	(N)	court
kuarénta	(ADJ)	forty, Spanish
kuárta	(N)	money
kuárto	(N)	room
kudál	(N)	fence
kukó	(N)	nail
kúŁang	(ADJ)	not enough, lacking

kumústa	(EXP)	How are you?
kundí	(C)	but also
kung	(C)	if Var. kon
kuríntas	(N)	necklace
kúrso	(N)	course
kusína	(N)	kitchen
kusinílya	(N)q	stove
kustómbre	(N)	customs
kutâ	(PA)	expression of hope
kúto	(N)	body/head louse
kutsára	(N)	tablespoon
kutsaríta	(N)	teaspoon
kutsílyo	(N)	knife
labábo	(N)	sink
labandéra	(N)	laundry woman Var. paralaba
lagáde	(N)	saw
lakáw	(V)	to walk (O-F)
laláki	(N)	male; man; boy
lamán	(N)	meat
lámay	(N)	wake
lamésa	(N)	table
lampaso	(N)	coconut husk
lána	(N)	oil; coconut oil
lángaw	(N)	flies
lángit	(N)	sky
langká	(N)	jackfruit
lanséta	(N)	pen knife
lántsa	(N)	yacht
lapidá	(N)	gravestone
lápis	(N)	pencil
láso	(N)	ribbon
la.ya	(N)	ginger
letsúgas	(N)	lettuce
libró	(N)	books
líla	(ADJ)	violet
limón	(N)	lemon

limá	(ADJ)	five
linâga	(N)	boiled
linalâga	(V)	is being boiled (O-F)
linâgan	(V)	put (L-F)
lintá	(N)	leech
linulúto	(V)	is being cooked (O-F)
liwóy	(N)	saliva
lóla	(N)	grandmother
lóló	(N)	grandfather
lowáy-lowáy tábi	(EX)	slowly please
lúgi	(ADJ)	no profit, lose (business)
lúha	(N)	tears
lûkban	(N)	citrus fruit
lulunádan	(N)	means of transportation
Lúnes	(N)	Monday
lungsó	(N)	wave
lusâ	(N)	louse's egg
maági	(V)	will pass (A-F)
maálsom	(ADJ)	sour
maáskad	(ADJ)	salty
maatí	(ADV)	dirty
mababá	(V)	will get off (A-F)
mabalós	(EX)	thank you Var. salamat
mabatá	(ADJ)	smelly
mabató	(ADJ)	rocky
mabáyad	(V)	will pay (A-F)
mabaybáy	(ADJ)	sandy
mabóag	(ADJ)	fast
madalí sána	(EX)	wait a minute
madé	(N)	parents of child in law
madíklom	(ADJ)	dark
mádre	(N)	nun
madumán	(V)	is going (A-F)
maéstar	(V)	will lives; will stay in a place (A-F)
maéstra	(N)	female teacher

maestro	(N)	male teacher
magabát	(ADJ)	heavy
mag-apód	(V)	to call (INF, A-F); call (IMP)
magarang	(ADJ)	respectful
magatól	(ADJ)	itchy
magayón	(ADJ)	good, beautiful Var. madahom
magbakál	(V)	to buy (INF, A-F); buy (IMP)
magbatí	(V)	to stir (INF, A-F); stir (IMP)
magbikol	(V)	to speak Bicol (INF, A-F)
magbús	(V)	to take a bus (INF, A-F)
magián	(ADJ)	not heavy
magdangóg	(V)	to listen (INF, A-F); listen (IMP)
magdirétso	(V)	to go straight (INF, A-F); go straight (IMP)
magdumán	(V)	to go (INF, A-F)
mag-eskuéla	(V)	to go to school (INF, A-F)
maggíbo	(V)	to do (INF)
maghalát	(V)	to wait (INF, A-F); wait (IMP)
maghálo	(V)	to mix (INF)
maghánda	(V)	to serve (INF, A-F)
mag-íngat	(V)	to take care (INF, A-F)
mag-inóm	(V)	to drink (INF, A-F)
magkáon	(V)	to eat (INF, A-F)
magkuá	(V)	to get (INF, A-F)
maglakáw	(V)	to walk (INF, A-F)
magluhód	(V)	to kneel (INF, A-F)
maglúto	(V)	to cook (INF, A-F)
magpahingálo	(V)	to rest (INF, A-F)
magpa-ospital	(V)	go to the hospital (A-F)
magpakáon	(V)	to feed somebody (A-F)
magpasyár	(V)	to stroll (INF, A-F); stroll (IMP)
magpadóktor	(V)	see a doctor
magplántsa	(V)	to iron (INF, A-F)
magsakáy	(V)	to ride (INF, A-F)
magtábang	(V)	to help (INF, A-F); help (IMP)
magtalam	(V)	to speak (INF, A-F); speak (IMP)
magtiák	(V)	to chop firewood (A-F)

magtíndog	(N)	relationship between cousins
magtindóg	(V)	to stand up (INF, A-F); stand up (IMP)
magtuLungang	(N)	relationship between brothers and sisters
magúLang	(N)	parents
mahágad	(V)	will ask (A-F)
mahángin	(N)	windy
mahánlas	(ADJ)	slippery
mahárang	(ADJ)	hot
mahigós	(ADJ)	industrious
mahamís	(ADJ)	sweet
mahamót	(ADJ)	fragrant
maínit	(ADJ)	hot
maínot	(V)	will go first (A-F)
maís	(N)	corn
maísog	(ADJ)	brave
maitábang	(V)	will be able to help (O-F)
maitataó	(V)	will give
makadagdág	(V)	to be able to add (A-F)
makakatábang	(V)	will be able to help (A-F)
makikipagmíting	(V)	will meet with (A-F)
makípot	(ADJ)	narrow
makuápo	(N)	grandchild
makulóg	(ADJ)	hurting
makulóg ang payó	(N)	headache
makulóg ang tulák	(N)	stomachache
makusóg	(ADJ)	strong
malábsay	(ADJ)	bland
malána	(ADJ)	oily, greasy
malibók	(ADJ)	noisy
malímpoy	(ADJ)	shady
malínig	(ADJ)	clean
malípot	(ADJ)	cold
maliwánag	(ADJ)	bright
manibaláng	(ADJ)	half ripe
matunók	(ADJ)	thorny ground
mína	(N)	mine

múlta	(N)	fine
malúnad	(V)	to get a ride (A-F)
maLúto	(N)	cooked rice
maLúway	(ADJ)	slow
malúya	(V)	feel weak
malúyang boót	(ADJ)	coward
man	(PA)	too, even
mangkó	(N)	bowl
maní	(N)	peanut
maníwang	(ADJ)	thin
manggá	(N)	mango
manók	(N)	chicken
manongód	(PP)	about
mansánas	(N)	apple
maógma	(ADJ)	happy
mapagál	(ADJ)	tiring
mapanás	(ADJ)	pointed
mapanganúdon	(ADJ)	cloudy
maparibód	(V)	will go home (A-F)
mapinadába	(ADJ)	affectionate
mapuntá	(V)	will go (A-F)
mapurót	(ADJ)	sticky
maLá	(EX)	(you singular) come here
maLaot	(ADJ)	bad
marigóso	(N)	bitter gourd
Marsó	(N)	March
Martés	(N)	Tuesday
mas	(ADJ)	more, used in comparing adjectives
masabáw	(ADJ)	soupy
masákar	(ADJ)	coarse
masákrot	(ADJ)	acrid
masársá	(ADJ)	saucy
masiLam	(ADJ)	delicious, tasty
masiLamon	(ADJ)	very delicious
maskí	(C)	even though
maskí saín	(ADJ)	everywhere; anywhere

masúpog	(ADJ)	shy
matá	(N)	eyes
matábang	(V)	will help (A-F)
matagás	(ADJ)	hard
matanamán	(V)	will plant (A-F)
matangâ	(ADJ)	midnight
martíyo	(N)	hammer
matibáyon	(ADJ)	intelligent
matipid	(ADJ)	thrifty
matuá	(N)	first child
maungís	(ADJ)	cruel
mayád	(ADJ)	good; fine; better
may hélang	(N)	sick person
medyás	(N)	socks
métro	(N)	meter
mga		plural marker for common nouns
mi	(P)	by us (exclusive); our
Mierkolés	(N)	Wednesday Var. Miyerkoles
mil	(ADJ)	thousand
miiya	(ADJ)	mile
milón	(N)	cantaloupe
mílyon	(ADJ)	million
minaabót	(V)	just arrived (A-F)
mínsan	(ADJ)	once
misís	(N)	married woman
mítng	(N)	meeting
mo	(P)	by you (singular); your
modísta	(N)	dressmaker Var., paratahi
molábe	(N)	molave
mongó	(N)	mung beans
moréna	(ADJ)	brown (race, complexion, color)
moskitéro	(N)	mosquito net
motór	(N)	motor boat
mustása	(N)	mustard
na		plural non-subject marker for personal names

na	(PA)	already, also a linker
nága	(N)	narra
nag-abót	(V)	arrive
nagaági	(V)	is passing by (A-F)
nag-ádal	(V)	studied (A-F)
naga-ínit	(V)	is getting hot (A-F)
naga-ístar	(V)	is living/is staying
nag-áko	(V)	agreed, accepted, received something (A-F)
nagurót	(V)	accidentally cut (A-F)
nagútom	(V)	feel hungry
nagháli	(V)	have been/from/to (A-F)
nagkáon	(V)	ate (A-F)
nagkukulóg	(V)	is hurting (A-F)
nagpúnta	(V)	went; gone (A-F)
nagtrabáho	(V)	worked (A-F)
nagtúkdo	(V)	taught (A-F)
naingkánto	(V)	bewitched (A-F)
naintíndihan	(V)	was understood (O-F)
nakaintíndi	(V)	is able to understand (A-F)
nakahilíng	(V)	is able to see (A-F)
nakakabakál	(V)	is able to buy (A-F)
nakaráos	(V)	was able to manage (A-F)
nakatápos	(V)	was able to finish (A-F)
nalilífbong	(ADJ)	confused
nalugádan	(V)	was wounded
nalulúla	(V)	is feeling dizzy (A-F)
namán	(PA)	expression of a shift in viewpoint or role
namatéan	(V)	is felt; is being felt (O-F)
námit	(N)	taste
namítan	(V)	to be tasted (O-F)
napáha	(V)	feel thirsty (A-F)
napagulo	(V)	was able to laugh (A-F)
napan-ô	(Q)	what happened
natápos	(V)	was able to finish (A-F)
natapúsan	(V)	was finished (O-F)
negósyo	(N)	business

ngalangala	(N)	palate
ngálan	(N)	name
ngáta	(Q)	why
ngôna	(PA)	expression of a state of temporariness
ngonían	(PA)	now; today
nguhód	(N)	youngest child
ni		singular non-subject marker for personal names
ning		non-subject marker for non-personal names
nígo	(N)	winnowing basket
nindá	(P)	by them; their
níndo	(P)	by you (plural); your
nínong	(N)	godfather
nínang	(N)	godmother
nipá	(N)	nipa palm
níya	(P)	by him/her; her/his
nobénta	(ADJ)	ninety
Nobyembre	(N)	November
nuébe	(ADJ)	nine
o	(C)	or, for choice
o	(PA)	sentence opener or closer
okáy	(N)	monkey
ókra	(N)	okra
Oktúbre	(N)	October
omá	(N)	farm; fields
ónse	(ADJ)	eleven, Spanish
oras	(ADJ)	hour
órens	(ADJ)	orange
oríg	(N)	pig
ótro	(ADJ)	again
otrohá man tábi	(EX)	please repeat; please say/do it again var. pakiotro
otsénta	(ADJ)	eighty
ospital	(N)	hospital
ótso	(ADJ)	eight

pa	(PA)	yet; still
pabakál	(V)	have someone buy (something) for another (INF)
padé	(N)	parents of child-in-law
pádi	(N)	priest
padumán	(V)	going to; towards (L-F)
padúsa	(ADJ)	punishment
pagbakál	(N)	the act/manner of buying
pagbuháy-búhay	(N)	income
paghánap	(V)	to look for (C-F)
pagkatápos	(C)	after, and then
pagkalámpas	(ADJ)	right after Var. pagkalihis
pagmáte	(N)	feeling
pagmáte	(V)	to feel (O-F)
páha	(ADJ)	thirsty
pahágad	(V)	let me have
pahámot	(N)	perfume
pahidán	(N)	door mat
pahilíng	(V)	let me see
pakál	(N)	female pig
paki		verbal affix which means "please"
pakibása	(EX)	please read
pakiótro	(EX)	please repeat
pakisúrat	(EX)	please write
pakitabángan	(EX)	please help
pakikiibá	(N)	good personal relations
pakô	(N)	fem
páko	(N)	nail
pakpák	(N)	wing
pákwan	(N)	watermelon
pála	(N)	shovel
paLád	(N)	palm of the hand
palamán	(N)	filling (sandwich)
palán	(PA)	expression of mild surprise at new information
palíto	(N)	toothpick
paldá	(N)	skirt

palpál	(ADJ)	dull
pamáda	(N)	pomade
pamínta	(N)	black pepper; peppercorn
pamílya	(N)	family
paminsán-mínsan	(ADJ)	sometimes
panahón	(N)	weather; season; climate
pandók	(N)	face
pangá	(N)	jaw
pánit	(N)	skin
panítan	(V)	to peel (L-F)
pâno	(Q)	how
pantalón	(N)	pants
panugárgan	(N)	parents-in-law
papél	(N)	paper
pará	(P)	for
pára	(EX)	stop, as in stopping a vehicle to get off
para	(C)	in order to, so that
parabánwit	(N)	fisherman
paradahán	(N)	terminal
parakánta	(N)	singer
paralába	(N)	laundry woman
paraóma	(N)	farmers
pará sa	(PP)	for
pará saímo	(P)	for you (singular)
pará saínda	(P)	for them
pará saíndo	(P)	for you (plural)
pará saiya	(P)	for him/her
pará sakúya	(P)	for me Var. para sako
pará samúya	(P)	for us Var. para samo
pará sató	(P)	for us (inclusive)
parasurat	(N)	writer
parého	(ADJ)	same
pariéntes	(N)	relatives
pasénsia	(EX)	an expression of apology
pasiénte	(N)	patient
pásil	(ADJ)	easy

pasíring	(V)	going through (A-F)
pastór	(N)	pastor
patahían	(N)	dressshop
patáni	(N)	lima beans
patátas	(N)	potato
patís	(N)	fish sauce
patrón	(N)	patron saint
pawíkan	(N)	turtle
payó	(N)	head
Pebrero	(N)	February
perá	(Q)	how many
péro	(C)	but
pétsa	(N)	date
petsáy	(N)	patchay
pigapanítan	(V)	is peeling (L-F)
pigabáak	(V)	is cutting (O-F)
pigaprítos	(V)	is frying (O-F)
piggigíbo	(V)	is doing (O-F)
pigkáon	(V)	ate (O-F)
píko	(N)	pick
pílak	(ADJ)	silver
Pilipínas	(N)	Philippines
Pilipíno	(N)	Filipino
pílyo	(ADJ)	naughty
pinapláno	(V)	is planning (O-F)
pintó	(N)	door Var. puerta
pínya	(N)	pineapple
pipíno	(N)	cucumber
pirmí	(ADV)	always
pilók	(N)	eyelid
písi	(N)	string; rope Var. lubid
pis-pis	(N)	sideburns
piót	(ADJ)	tight
pitó	(ADJ)	seven
pitsél	(N)	pitcher
piyánsa	(N)	bail

planggána	(N)	basin
pláno	(N)	plan
plantsá	(N)	flat iron
platíto	(N)	saucer
pláto	(N)	plate
pléte	(N)	fare
po	(EX)	honorifics (expression of politeness)
		Var. tabi
póbre	(ADJ)	poor
pólo	(N)	polo shirt
pondó	(N)	funds
porbár	(V)	try (O-F)
póso	(N)	artesian well
posporó	(N)	match
Pransés	(N)	French
preméro	(ADJ)	first
presidénte	(N)	president
presyó	(N)	price
prisuhán	(N)	jail; prison
prítos	(N)	deep fried
proyéкто	(N)	project
prútas	(N)	fruit
puéde	(PV)	can, able to
pugón	(N)	stove, usually made of clay
pugsá	(N)	boil
puLá	(ADJ)	red
púnda	(N)	pillow case
púnggod	(N)	pimples
pulsó	(N)	pulse
puón	(PP)	from, since
puón kan	(C)	since
pupuntahán	(V)	will go to (L-F)
puropáno	(ADJ)	somehow
púso	(N)	heart
púso ning batág	(N)	banana blossom
púsod	(N)	bellybutton; navel

putí	(ADJ)	white
púyat	(N)	situation caused by lack of sleep
puyát	(ADJ)	lacking sleep
rádyo	(N)	radio
rambután	(N)	rambutan, a kind of fruit
regálo	(N)	gift
reló	(N)	watch
repólyo	(N)	cabbage
ribo	(ADJ)	thousand
rósa	(ADJ)	pink
sa		locative and directional marker
sa ága	(ADJ)	tomorrow
sa atubángan	(PP)	infront
sabáw	(N)	soup
sabíhon	(V)	to say/tell (O-F)
Sabadó	(N)	Saturday
sabón	(N)	soup
sadáy	(ADJ)	small
sadíli	(N)	property
saén	(Q)	where
sa gílid	(PP)	on the side
sagkód	(ADJ)	until
sa ibábaw	(PP)	on top of
sa ibóng	(PP)	across
saímo	(P)	yours (singular)
saímong	(P)	your (singular)
saínda	(P)	theirs
saíndang	(P)	their
saíndo	(P)	your (plural)
saíndong	(P)	your (plural)
saíya	(P)	his/hers
saká	(C)	and also
sa kánto	(PP)	at the corner
sakayán	(N)	banca, small boat
sakúya	(P)	mine Var. sako

sakúyang	(P)	my
salâ	(ADJ)	false, error
sála	(N)	receiving room
sa Laóg	(PP)	inside
sa likód	(PP)	at the back
sálmíng	(N)	mirror
saLóg	(N)	floor
sa luwás	(PP)	outside
samhód	(N)	broom
samúya	(P)	ours (exclusive) Var. samo
sampúLo	(ADJ)	ten
samúyang	(P)	our (exclusive)
saná	(PA)	only
sangá	(N)	twig
sanggatós	(ADJ)	one hundred
sápa	(N)	brook
sapátos	(N)	shoes
saLó	(ADJ)	one
sasabíhon	(V)	will be said (O-F)
sa kánto	(PP)	on the corner
sa sílong	(PP)	under
sa táhaw	(PP)	at the center
sa túo	(PP)	to the right
satúya	(P)	ours (inclusive)
satúyang	(P)	our (inclusive) Var. sato
sa waLá	(PP)	to the left
semána	(N)	week
Septiyembre	(N)	September
si		singular subject marker for personal names
sibúlyas	(N)	onion
sighíd	(N)	stick broom
sindá	(P)	they
síntas	(N)	shoelace
súkâ	(N)	vomit
súka	(N)	vinegar
súso	(N)	breast

sigé	(EX)	okay
sigúro	(PA)	maybe
sífa	(N)	fish
síli	(N)	chili
sim	(N)	galvanized iron
simbáhan	(N)	church
sinábi	(V)	was said (O-F)
singkuwénta	(ADJ)	fifty, Spanish
singsíng	(N)	ring
síngko	(ADJ)	five
sinsílyo	(N)	loose change or coins
sipílyo	(N)	toothbrush
sípon	(N)	cold
sirángan	(N)	east
sisáy	(Q)	who
sisénta	(ADJ)	sixty, Spanish
sítaw	(N)	beans
siténta	(ADJ)	seventy, Spanish
síya	(P)	he/she
siyám	(ADJ)	nine, Spanish
siyudád	(N)	city
sobpéna	(N)	subpoena
sobréna	(N)	niece
sobréno	(N)	nephew
soldádos	(N)	soldier
soltéro	(N)	bachelor, unmarried man
subsubán	(N)	west
sugál	(N)	gambling
súgok	(N)	egg
súkoi	(N)	size
sunód	(ADJ)	next
ta	(P)	by us (inclusive)
tabá	(N)	fat
tabák	(N)	bolo
tábang	(ADJ)	help; aid; assistance

tâbang	(V)	tasteless
tabárgan	(V)	to help; to assist (INF, L-F)
tábi	(EX)	please, honorifics used to show respect
tábu	(N)	dipper
tablétas	(N)	tablet
tagá	(V)	cut with a bolo
tagá-saén	(Q)	from where
tagísti	(N)	drizzle
tagók	(N)	juice, extract
tahóng	(N)	mussels
taká	(P)	I-you combination
táksi	(N)	taxi cab
talínga	(N)	ear
talóng	(N)	eggplant
táma	(ADJ)	true, correct, right
tamóng	(N)	blanket
ta ngáning	(C)	and so, so that
tánga	(N)	step, rung of ladder
táob	(ADJ)	lowtide
tapáyas	(N)	papaya Var. payas
ta pan.o	(C)	because
tápos	(C)	then
tataLámon	(N)	words, language
táwad	(ADJ)	discount Var. bawas
táwan	(V)	to give (O-F)
táwgi	(N)	bean sprout
táwo	(N)	people
tása	(N)	cup
téla	(N)	material cloth
tibabóng	(N)	dragonfly
tigíb	(N)	file
tinápay	(N)	bread
tindáhan	(N)	store
tinidór	(N)	fork
tingó	(N)	tooth
tunók	(N)	thorn

totóo	(EX)	really
tówo	(N)	soy sauce
trabáho	(N)	work, job
trangkásó	(N)	flu, influenza
trangkílo	(ADJ)	quiet
trése	(ADJ)	thirteen, Spanish
triénta	(ADJ)	thirty, Spanish
tsá	(N)	tea
tsíko	(N)	chico
Tsína	(N)	China
tsinélas	(N)	slipper
tsokoláte	(N)	chocolate
tsupér	(N)	driver
tubá	(N)	coconut wine
tubéro	(N)	one who connects water pipes
tubô	(N)	mushroom
túbo	(N)	pipe
túdo	(N)	male carabao
túgang	(N)	brothers/siters
tugparák	(N)	grasshopper
túhod	(N)	knee/s
tuká	(N)	peck
tukawán	(N)	chairs
tuLák	(N)	stomach
túlang	(N)	bone (except fishbone)
tuláy	(N)	bridge
tuLó	(ADJ)	three
túLos	(ADV)	immediately
túnaw	(ADJ)	melted
tunók	(N)	bone, fish
turLsído	(N)	thread
turu-túlang	(N)	joints; bones
úbak	(N)	bark
ubákan	(V)	to peel (INF)
úbod	(N)	coconut shoots

údto	(N)	noon
ugát	(N)	roots (plants) Var. gamot
úgbos	(N)	young leaf of plants
ulapíhan	(N)	centipede
ulÉód	(N)	worm
ulúnan	(N)	pillow
úring	(N)	charcoal
uwáy	(N)	rattan
úya	(P)	here, near the speaker
ugób	(N)	breadfruit
ulí	(N)	change
uro-áldaw	(ADJ)	everyday; daily
urók	(N)	dimple
walá	(N)	left
waLó	(ADJ)	eight
yáon sa	(P)	place marker meaning in, on, at, it is
yárda	(N)	yard ,as in measurement
yáta	(PA)	expression of uncertainty
yélo	(N)	ice
yélo	(ADJ)	yellow

APPENDIX

ábot	-	pass it on/hand it to/arrive
ádal	-	study
ági	-	pass by / pass through
ákô	-	accept
áni	-	harvest
apód	-	call someone
báak	-	cut
babá	-	get off
bakál	-	buy
balík	-	return; come back
bánwit	-	catch fish
bása	-	read
batíd	-	know (ability)
báwas	-	lessen, discount
báyad	-	payment
bayáan	-	leave
báyle	-	dance
Bíkol	-	speak Bicol
bílang	-	count
bisíta	-	visit
biyáhe	-	travel
dakóp	-	catch
dagdág	-	add
dangóg	-	hear
dará	-	carry
dirétso	-	go straight
dóktor	-	see a doctor
dumán	-	go

eskuéla	-	attend school
gadán	-	kill
gámit	-	use
gíbo	-	made of
guló	-	laugh
gurót	-	cut
hágad	-	ask for
halát	-	wait
háli	-	came from
hálo	-	mix
hánap	-	look for
hilíng	-	see
íngat	-	take care
ínit	-	get hot
ínot	-	go first
inóm	-	drink
intíndi	-	understand
ístar	-	live
itáo	-	give
kahóron	-	talk/converse
kantá	-	sing
káon	-	eat
kuá	-	get
kulóg	-	hurt
labá	-	wash clothes
lâga	-	boil
lâgan	-	put
lakáw	-	walk
laóg	-	enter
líbong	-	confused

líko	-	turn
lúla	-	dizzy
lúnad	-	ride
lúto	-	cook
lúway	-	slowly
lúya	-	weak
mará	-	come
máte	-	feeling
míting	-	see people
námit	-	taste
nerbiós	-	nervous
ospítal	-	go to the hospital
páha	-	thirsty
pahingálo	-	rest
pánit	-	peel
paribód	-	go home
pasíring	-	go through
pasyár	-	stroll
pláno	-	stroll
porbár	-	try
prító	-	fry
púnta	-	go
ráos	-	survive/manage a difficult situation
resibí	-	receive/accept
sábi	-	say
sakáy	-	ride
súka	-	vomit
sunód	-	follow
súpog	-	shy

súrat	-	write
súso	-	breastfeed
tábang	-	help
tagâ	-	cut
tahî	-	sew
tanóm	-	plant
tápos	-	finish
tarám	-	say
tataó	-	know
taú	-	give
tawad	-	lessen
tilíós	-	suffer
trabáho	-	work
túrog	-	sleep

**BIKOL-VIRACNON
WORKBOOK**

I. SOCIALIZING

A. Write the target equivalent of the following words and mark syllable stress as needed:

1. Where _____
2. Who _____
3. What _____
4. From where _____
5. How many _____
6. Good/fine _____
7. Will go _____
8. work/job _____
9. age _____
10. Thank you _____

B. Give the correct Bikol-Viracnon equivalent of the following question words by putting a check mark on the square next to the word:

1. What

- Siisay
- Ano
- Pan-o

2. How many

- Kasu-arin
- Arin
- Pera

3. Why

- Ngata
- Haen
- Gurano

4. Who

- Pan-o
- Sisay
- Napan-o

5. Where (used to ask for both location and direction)

- Haen
- Sisay
- Sain

6. When

- Sisay
- Kasuarin
- Arin

7. How much (used to ask for cost or price of an item)

- Napan-o
- Gurano
- Pan-o

8. Which

- Kasuarin
- Kisay
- Arin

9. What happened

- Gurano
- Sisay
- Napan-o

10. Where (used to ask for location of a person or thing)

- Sain
- Haen
- Pera

11. How (used to ask for manner of doing something)

- Sain
- Haen
- Pan-o

12. Whose

- Kasuarin
- Kisay
- Arin

C. Form gambits on Socializing by rearranging the words:

1. mapunta ka sain _____
2. aga mayad na man _____
3. ka kamusta _____
4. hali sain ka _____
5. sana diyan _____
6. trabaho ang ano mo _____
7. sa ako Catanduanes PCV _____
8. ko idad beinte singko ang _____
9. pa dai agom akong _____
10. mo ngaran anong _____
11. ako na mainot _____
12. ka sain gaestar _____
13. bikol ning ka batid _____
14. duman ang ano gigibohon mo _____
15. kasuarin dindi sa Pilipinas
ka nag-abot _____

D. Underline the correct answer. The English word is given as a clue.

1. Mayad na _____ . (hapon, bange, aga)
(evening)
2. Kumusta tabi _____ ? (ka, sinda, kamo)
(you, plural)
3. Sain ka _____ ? (hali, magkaon, maduman)
(will go)
4. Sain ka _____ ? (hali, magkaon, maduman)
(have been)
5. Mayad na aga _____ . (sana, man, tabi)
(too, also)
6. Sain _____ maduman? (kami, ka, ko)
(you, singular)
7. _____ sana. (dindi, diyan, duman)
(Here)
8. Mayad na _____ . (hapon, bangué, aga)
(afternoon)
9. Kumusta ang _____ ? (harong, buhay, baboy)
(life)
10. Mayad na aga tabi _____ ? (Mister Santos, Mrs. Santos)
(Mr. Santos)

E. Answer the following questions:

1. Anong ngaran mo? _____
2. Taga-sain ka? _____
3. Perang taon ka na? _____
4. Anong trabaho mo dindi sa Pilipinas? _____
5. Sain ang "site of assignment" mo? _____
6. Igwang agom ka na? _____
7. Taga-sain ka sa Amerika? _____
8. Ano ang trabaho kang tugang mo?
ama mo? _____
ina mo? _____
9. Sain ang trabaho kang tugang mo?
ama mo? _____
ina mo? _____
10. Anong trabaho mo sa Amerika? _____

F. Write the appropriate response to the gambits:

1. Sain ka hali?

2. Mayad na hapon?

3. Kumusta ka?

4. Mabalos.

5. Sain ka maduman?

6. Mayad na aga.

7. Sige babay.

G. In each item, try to figure out which among the three statements is the correct response to the question. Just encircle the letter.

1. Taga-sain ka?
 - a. Ako si Jane.
 - b. Taga California ako.
 - c. 22 anyos na ako.

2. Anong ngaLan mo?
 - a. Dai pa.
 - b. Maestra ako.
 - c. Ako si Fe.

3. Perang taon ka na?
 - a. Ako si Mary
 - b. Taga Chicago ako.
 - c. 19 anyos ako.

4. Anong trabaho mo?
 - a. Daraga pa ako.
 - b. Parauma ako.
 - c. Lima ang tugang ko.

5. Igwang agom ka na?
 - a. Kinse anyos na ako.
 - b. Dai pa.
 - c. Dindi sana.

6. 26 anyos na ako.
 - a. Anong ngaLan mo?
 - b. Taga sain ka?
 - c. Perang taon ka na?

7. Dai pa
 - a. Pera ang tugang mo?
 - b. Igwang agom ka na?
 - c. Anong trabaho mo?

8. Ako si Mary

- a. Anong trabaho mo?
- b. Anong ngalan mo?
- c. Anong gigibohon mo?

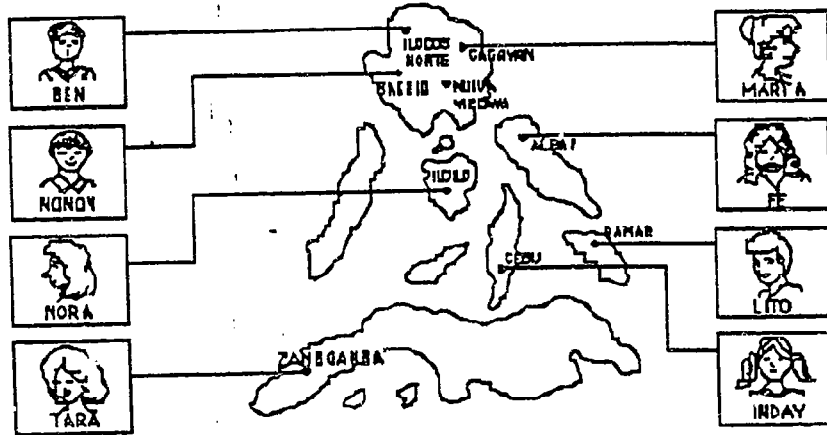
9. Paraoma ako.

- a. Anong gigibohon mo dito?
- b. Anong ngalan mo?
- c. Anong trabaho mo?

10. Apat

- a. Pera ang mga tugang mo?
- b. Anong trabaho mo?
- c. Iwang agom ka na?

H. Study the illustration below then answer the questions that follow:



1. Taga-sain si Marta? _____
2. Taga-sain si Ben? _____
3. Sain ang Baguio? _____
4. Sisay ang taga-Baguio? _____
5. Sain ang Albay? _____
6. Sisay ang taga-Iloilo? _____
7. Taga-sain si Inday? _____
8. Taga-Ilocos si Lito? _____
9. Sain ang Zamboanga? _____
10. Taga-sain si Nonoy? _____
11. Yaon sa Visayas ang Nueva Viscaya? _____
12. Yaon sa Luzon ang Dumaguete? _____
13. Taga-sain si Tara? _____
14. Taga-Bicol si Nora? _____
15. Sisay ang taga-Nueva Vizcaya? _____

I. Read the paragraph then answer the questions below:

Peace Corps Volunteer sa Agricultural Production si John. Gatrabaho siya sa Department of Agriculture. Gatrabaho siya sa mga programa kang gobi gobierno arog kang SALT project. Sa Barangay Madiklom siya gaestar. Si Mr. Fidel Reyes ang superbisor niya buda si Carlos Salazar ang co-worker niya. Duwang-taon siya dindi sa Pilipinas.

1. Sisay ang PCV? _____
2. Ano ang programa niya? _____
3. Ano ang HCA niya? _____
4. Anong trabaho niya sa DA? _____
5. Sain siya gaestar? _____
6. Sisay ang superbisor? _____
7. Sisay ang Co-worker niya? _____
8. Perang taon siya dindi sa Pilipinas? _____
9. Sa DECS siya gatrabaho? _____
10. Si Carlos Salazar ang superbisor niya? _____

J.1. Change si Jose to ako in the first sentence and change the remainder of the story accordingly.

Peace Corps Volunteer sa Agricultural Production _____
Gatrabaho _____ sa Department of Agriculture. Gatabang
sa mga programa kang gobierno arog ka "Salt Project". Si Mr. Fidel
Reyes ang superbisor _____ buda si Carlos Salazar ang co-
worker _____. Duwang taon _____ dindi sa Pilipinas.

J.2. Change all the underlined words in the paragraph so that it will apply to you.
Writer your paragraph below:

K. Translate the paragraph into Bikol-Viracnon using the space below for your translation:

I'm Jim Thomas. I'm 22 years old. I'm from the United States and I live in California. I'm married with 2 kids. I work as a classroom teacher in Banaue High School. I have three brothers and one sister. My mother's name is Mary and my father is Paul. They are living in California.

L. Fill in the blanks with the correct marker or linker:

- Peace Corps Volunteer : Mayad _____ aga tabi.
- Barangay Kapitan : Mayad _____ aga man.
Dagos tabi kamo.
- PCV : Ako tabi _____ Ted, saro
saLo _____ Volunteer.
- BK : Magtukaw kamo. Ano _____ tuyo mo?
- PCV : Gabisita sana tabi ako. Ka Manay Marta
Pedroso ako gaestar.
- BK : Ano man _____ trabaho mo dindi?
- PCV : Teacher Trainer ako _____ Central School.
- BK : Pera _____ ka na?
- PCV : Beinte kuarto tabi.
- BK : Igwa _____ agom ka na?
- PCV : Dai pa tabi.
- BK : Dakul _____ magagayon _____ babae
dindi.
Baad gusto mo _____ mag-agom dindi.
- PCV : Igwa ako _____ kahoron _____ Amerika
- BK : O, sige magkape na ngona.
- PCV : Mabalos tabi.

M. Make a paragraph in the Target Language with the given competencies.
Use the space below for your answer:

1. To describe one's work in terms of employer/affiliation.
2. To state more information about one's work.

N. Construct sentences using the following words:

- | | | |
|--------------|-----------|-------------|
| 1. panahon | 6. kusina | 11. magkaon |
| 2. nag-áko | 7. banyo | 12. maduman |
| 3. maogma | 8. likod | 13. dakul |
| 4. uro-aldaw | 9. wala | 14. ani |
| 5. sila | 10. tuo | 15. tanom |

O. Underline the Bikol-Viracnon equivalent of the given English words:

- | | |
|---|--------------------------------|
| 1. (panahon, nga L an, maduman) | 1. weather, any period of time |
| 2. (buhay, harong, bago) | 2. life |
| 3. (mayad, maogma, minsan) | 3. fine, good |
| 4. (mayad, maogma, minsan) | 4. sometimes |
| 5. (kasilyasan, kuarto, kusina) | 5. room |
| 6. (mayad, dakul, magpahingalo) | 6. to rest |
| 7. (bāgo, ta, dindi) | 7. before |
| 8. (bakô, ta, dindi) | 8. no, not |
| 9. (ko, dai, maski) | 9. none, nothing |
| 10. (maduman, panahon, nga L an) | 10. name |

P. Write a paragraph of 10 sentences describing your family in the United States.

Q. Give the correc. response to the following questions:

1. Kumusta ang biyahe mo?
2. Perang oras ang biyahe magpuon sa Amerika abot sa Pilipinas?
3. Sisay ang maestra mo sa Bikol?
4. Sisay ang gaestar dindi? (barangay)
5. Kasuzarin ka nag-abot dindi sa Pilipinas?
6. Anong kurso ang natapos mo?
7. Anong panahon ngonian sa Amerika?
8. Anong nga-an kang pamilyang pigaestaran mo?
9. Batid kang mag-bikol?
10. Haloy ka dindi?

R. Match the competencies with the gambits. Write the letters only.

- | A | B |
|---|--|
| _____ 1. to express one's intention to leave | a. Sige, bayaan ko ngona kamo. |
| _____ 2. to act about one's purpose for leaving | b. Anong gigibohon mo sa banwa? |
| _____ 3. to excuse oneself | c. Ako si Yoly. |
| _____ 4. to state one's age | d. igwa akong kalwag. |
| _____ 5. to state where one is going | e. igwa ka nang agom |
| _____ 6. to ask someone's name | f. 19 anyos na ako |
| _____ 7. to ask where one is going | g. magpahingalo ka ngona |
| _____ 8. to greet | h. mahali ngona ako |
| _____ 9. to state one's purpose for leaving | i. anong trabaho mo? |
| _____ 10. to introduce oneself | j. gatrabaho ako sa DA |
| _____ 11. to ask about one's marital status | k. sa banwa |
| _____ 12. to tell a joke | l. mag-ingat ka |
| _____ 13. to describe work in terms of employer/affiliation | m. bibisitahon ko ang barangay kapitan |
| _____ 14. to encourage someone to get some rest | n. Sain ka maduman? |
| _____ 15. to ask one's work | o. Anong ngaLan mo? |
| | p. Mayad na aga tabi. |

S. Make your own gambits based on the following competencies:

1. to ask about PCV's project
2. to state name of project and/or place
3. to ask how project will address needs of the community
4. to state how project will address needs of the community
5. to ask about PCV's role in the community
6. to state PCV's role in the community
7. to excuse oneself
8. to ask about one's marital status
9. to tell a joke
10. to ask someone's name
11. to encourage someone to get some rest
12. to ask one's occupation
13. to describe work in terms of employer/affiliation
14. to state one's purpose for leaving
15. to express one's intentional to leave

T. Use a linker to signify a modification sequence between the adjective and the noun.

1. magayon (pretty) + babae (girl) _____
2. mainit (hot) + tubig (water) _____
3. Saday (small) + kuarto (room) _____
4. dakula (big) + harong (house) _____
5. haLangkaw (tall) + lalake (man) _____
6. haLani (near) + tindahan (store) _____
7. hababa (short) + bata (child) _____
8. haLawig (long) + istorya (story) _____
9. dakul (plenty) + trabaho (work) _____
10. maputi (fair) + babae (woman) _____

II. Managing a conversation/Managing Learning

A. What would you say?

1. You want someone to repeat what he said.

2. You want a person to say the Bikol-Viracnon equivalent of an English word or expression.

3. You want someone to slow down in his speech.

4. You want a person to know that you did not get what he said.

5. You want to say that you understood what another person said.

6. You want to ask someone for the definition/explanation of a word.

7. You want to ask a person for correction.

8. You want a person to know that you are confused over something.

9. You want a person to read something for you.

10. You want to say that you are not aware of a certain information or situation.

B. Add an affix to the verb to show politeness. Then use it in an imperative sentence adding the noun to it.

e.g. luto (cook) + pansit (noodles)
Pakiluto ang pansit.

1. tau (give) + libro (book)

2. linig (clean) + kuarto (room)

3. basa (read) + diyaryo (newspaper)

4. kuha (get) + tubig (water)

5. surat (write) + ngalan (name)

6. dara (take/bring) + kânon (food)

7. buhat (carry) + lamesa (table)

C. Write the gambits for the following competencies:

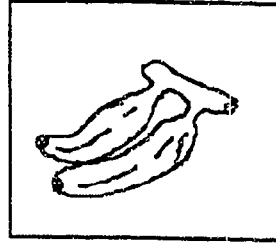
1. to state level of ability to speak Bikol-Viracnon
2. to state level of ability to understand Bikol-Viracnon
3. to ask someone to repeat
4. to ask someone to pause/stop speaking for a moment
5. to ask for meaning (definition/explanation)
6. to state meaning (definition/explanation)
7. to ask how to say something in Bikol-Viracnon
8. to state how to say something in Bikol-Viracnon
9. to ask for appropriateness of certain expression in a given situation
10. to state lack of understanding
11. to state confusion
12. to confirm understanding

III. EATING


A. Identify the fruits or vegetables:



1.



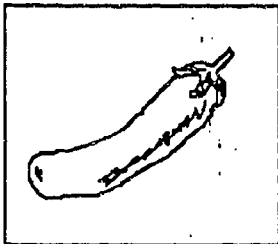
2.




3.




4.



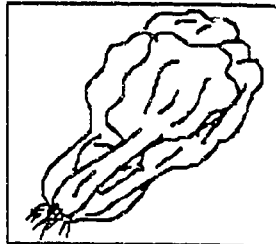
5.



6.



7.



8.

B. Guess:

1. kasaday, garo lemon, igwang pisog, prutas

2. medyo halaba, puweding yelo, berde, orens, prutas

3. Igwang sarong dakulang pisog, medyo halaba pigapanitam

4. gulay, puwedeng pang-omelet, medyo halaba pigapanitam

5. mapait, gulay habo kang kadaklan na Amerikano

C. Write TAMA (correct) if the statement is true. If false, correct the statement. Write your answer before the number. The underlined word will serve as your clue.

- _____ 1. Mapait ang asukar.
- _____ 2. Mahamis ang manggang hinog.
- _____ 3. Maalsom ang hilaw na batag.
- _____ 4. Mapait ang margoso.
- _____ 5. Maaskad ang berdeng mangga.
- _____ 6. Maalsom ang lemon.
- _____ 7. Maharang ang sili.
- _____ 8. Malabsay ang asin.
- _____ 9. Mahamis ang dulce.
- _____ 10. Maaskad ang maluto.

D. Describe the taste of the following:

1. hinog na mangga

2. asin

3. sili

4. hilaw na mangga

5. hinog na batag

6. tubig

7. asukar

8. margoso

9. hilaw na batag

10. lemon

E. Write a word pertaining to food based on the clues given below:

1. delicious, sweet, salty, sour, spicy etc. _____
2. candies, chocolate, sugar, honey
cotton candy _____
3. salt, dried fish _____
4. unripe mango, vinegar _____
5. spices, pepper, red devil sauce _____
6. water, rice, bread _____
7. unripe fruit, gummy sap _____
8. bitter melon, tylenol _____
9. cooking oil, pork fat _____
10. cracker nuts, corn flakes _____

F. Underline the word that does not belong to the group:

1. (mahamis, maalsom, maas. ad, linâga)
2. (mangga, tinapay, pinya, batag)
3. (sibulyas, bawang, asin, kamonte)
4. (ginisa, garagamo, pigaprito, linâga)
5. (sugok, asukar, asin, pamienta)
6. (repolyo, manok, baka, orig)
7. (patis, toyo, tarong, suka)
8. (kape, beer, gatas, tsaa)
9. (adobo, pinakbet, paksiw, balut)
10. (tilapia, galunggong, bangus, hipon)
11. (kasag, kanoos, sitaw, tarong)
12. (patatas, bayawas, chico, lansones)
13. (karbasa, kangkong, petsay, ugbos ning kamonte)
14. (dulce, asukar, tanggori, tubig)
15. (mantika, pamienta, asin, pansit)

G. Transform the statement into questions:

e.g. Masiram ang pinya.

Masiram ang pinya?

1. Maalsom ang mangga.
2. Gakaon ang bata.
3. Nagbakar siya ning tapayas.
4. Hinog na ang batag.
5. Gusto ko ning margoso
6. Nagluto siya ning sinanglag.
7. Nagkaon na siya.
8. Pignamitan niya ang balut.
9. Gusto niya ning balaw.
10. Maaskad ang pansit.

H. Choose among the given words below, the description on how food maybe prepared. You can write more than one answer for each number.

Choices:

pigagisa	(sauted),	piga-ihaw	(broiled)
pigaprito	(fried),	pigalâga	(boiled)

1. fish _____
2. cabbage _____
3. egg _____
4. french fries _____
5. pork _____
6. barbecue _____
7. eggplant _____
8. potatoes _____
9. chicken _____
10. pasta (noodles) _____

I. Form the plural of the following nouns then use each in a sentence.

1. gulayan

2. kamonte

3. petsay

4. kalunggay

5. gulay

6. mata

7. buhay

IV. SHOPPING

A. Match the words in Column I with those of Column II. Write the letter that corresponds to your answer on the space before the English words.

- | I | II |
|----------------------|----------------|
| _____ 1. soap | a. sila |
| _____ 2. milk/cream | b. kape |
| _____ 3. eggs | c. gaas |
| _____ 4. bread | d. manok |
| _____ 5. coffee | e. tinapay |
| _____ 6. cooking oil | f. tubig |
| _____ 7. fish | g. sabon |
| _____ 8. chicken | h. gulay |
| _____ 9. vegetables | i. gatas |
| _____ 10. kerosene | j. sugok |
| _____ 11. slippers | k. lana |
| _____ 12. pants | l. sigarilyo |
| _____ 13. fruit | m. prutas |
| _____ 14. beef | n. kameng baka |
| _____ 15. water | o. pantalon |
| | p. tsinelas |

B.

1. Write the Bikol-Viracnon equivalent of the following numbers:

- | | | | |
|-------|-------|-------|-------|
| 1. 10 | _____ | 6. 6 | _____ |
| 2. 3 | _____ | 7. 9 | _____ |
| 3. 5 | _____ | 8. 1 | _____ |
| 4. 8 | _____ | 9. 4 | _____ |
| 5. 7 | _____ | 10. 2 | _____ |

2. Write the Spanish equivalent of the following numbers:

- | | | | |
|--------|-------|--------|-------|
| 11. 12 | _____ | 16. 19 | _____ |
| 12. 15 | _____ | 17. 16 | _____ |
| 13. 20 | _____ | 18. 14 | _____ |
| 14. 17 | _____ | 19. 18 | _____ |
| 15. 13 | _____ | 20. 11 | _____ |

C. Rearrange the letters to form words:

Numbers

Colors

1. UTLO _____
2. AMIL _____
3. OLSA _____
4. APTA _____
5. OTIP _____
6. SAMUPOŁ _____
7. ALAW _____
8. AWDU _____
9. MAYIS _____
10. MOAN _____
11. ETNEIB _____
12. SEROTKA _____
13. SAISSIID _____
14. ESNKI _____
15. ATNEIRT _____

1. TIPU _____
2. MOTI _____
3. ERDEB _____
4. ED APEK _____
5. LAUS _____
6. LAUP _____
7. OLEY _____
8. MANIGGUAKY _____

D. Write the following figures in Spanish:

1. P 1.50 _____
2. P 0.50 _____
3. P 1.00 _____
4. P 20.00 _____
5. P 45.00 _____
6. P 150.00 _____
7. P 12.00 _____
8. P 15.00 _____
9. P 0.10 _____
10. P 18.00 _____

E. Make your own gambits based on the following competencies:

1. to ask price
2. to state price
3. to complain about the price
4. to negotiate a bargain
5. to insist on original price
6. to agree to a price
7. to disagree with price (and not make purchase)
8. to ask for change (if purchase is made)
9. to identify incorrect change and ask for correct amount
10. to ask for a receipt
11. to give a receipt

F. How would you say the following gambits in Bikol?

1. You want to ask the price of an item.

2. You agreed to the price of an item

3. You want to complain about the price of an item

4. You want to ask if haggling is possible

5. You want to say that you received an incorrect change

6. You want to ask for your change

7. You want to pay

8. You want to ask for a receipt

9. You disagree with a price

10. You want to insist on the bargain price

G. Complete the dialogue:

A. _____ ining gulay?

B. P 5.00 ang saLo.

A. Puedeng _____?

B. Iyo puede, gurano an gusto mo?

A. P 4.00 na _____?

B. Dai puede. Lugi ako.

A. P 4.50 _____. Sigé na.

B. O, sigé.

A. Uya ang _____.

B. Salamat/Mabalos

H. Read the story

Sa Long aldaw nagpunta si Mary sa saod. Nagbakar siya ning anom na sugok, sa Long tapayas, sa Long bote kape, sampulong tinapay, buda duwang sabon. P 10.00 ang sa Long kasaday na tapayas. Mahal ini. Barato ang sugok. P 1.50 ang sa Lo. P 15.00 ang kape, P 0.50 ang sa Long pidasong tinapay, buda P 8.50 ang sa Long mahamot na sabon. Gusto niyang magbakar ning mangga pero mahal. Dai niya kaya ang presyo.

H-1. Complete the table using Bikol-Viracnon words:

	Perang Pidaso?	Gurano ang saro?	Gurong gabos?
a. sugok	_____	_____	_____
b. tapayas	_____	_____	_____
c. kape	_____	_____	_____
d. tinapay	_____	_____	_____
e. sabon	_____	_____	_____

H-2. Answer the following questions:

1. Sain maduman si Mary? _____
2. Anu-ano ang pinakamahalan niya? _____
3. Ano ang mahal? _____
4. Ano ang barato? _____
5. Gurano ang gabos? _____
6. Limang sugok ang binakal niya? _____
7. Agod niya ang mangga? _____
8. Sabong panglaba ang binakal niya? _____
9. Sa saod nagduman si Mary? _____
10. Nagbakal siya ning pinya? _____

I. Name something that can be bought in:



1. bote _____
2. tumpok _____
3. kilo _____
4. baso _____
5. dosena _____
6. kaban/sako _____
7. supot _____
8. lata _____
9. litro _____
10. kaha _____

V. TRAVELLING

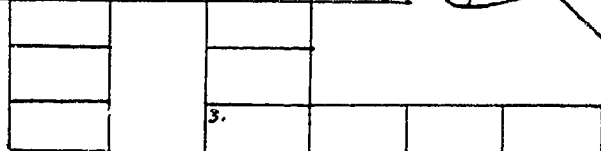
A. Write the names of transportation using the drawings as clues:




2A



1P




5A




4A



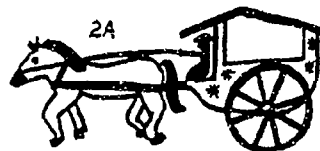
4P



3.P



2A



2.P



46

3A



B. Complete the different names of transportation by supplying the missing letters.

1. T _ _ N
2. S _ K _ Y _ N
3. _ U _
4. _ R _ P L _ N _
5. D _ _ P
6. T _ A _
7. B _ R K _
8. B _ S _ K _ E _ A
9. K _ L _ S _
10. T _ _ Y _ I _ E _

C. Write the following "time phrases" in Spanish:

1. one thirty _____
2. two thirty _____
3. nine thirty _____
4. three thirty _____
5. six thirty _____
6. four thirty _____
7. seven thirty _____
8. five thirty _____
9. ten thirty _____
10. eight thirty _____

D. Study the map then do the exercise on the next page



E. Fill in the blanks with the correct location word:

e.g. Yaon sa atubangan ning Park ang ospital.

1. Yaon sa _____ ning ospital ang botika.
2. Yaon sa _____ ning ospital ang restaurant.
3. Yaon sa _____ street ang sari-sari store.
4. Yaon sa _____ ning botika ang halong.
5. Yaon sa _____ ning eskuwelahan ang simbahan.
6. Yaon sa _____ ning eskuwelahan ang tindahan.
7. Yaon sa _____ street and basketball court.
8. Yaon sa _____ ang botika.
9. Yaon sa _____ ning eskuwelahan ang restaurant.
10. Yaon sa _____ street ang munisipyo

F. Below is a schedule of activities. Answer the following questions in words.

SCHEDULE

6:30	-	Breakfast
7:30	-	Community Meeting
8:00	-	Session 1
10:00	-	Merienda
10:15	-	Session II

LUNCH

1:30	-	Session III
3:00	-	Merienda
3:15	-	Session IV
6:30	-	Dinner

Questions:

1. Anong oras ang merienda sa pagkaaga? _____
2. Anong oras ang Session III? _____
3. Anong oras ang Session IV? _____
4. Anong oras ang pamahaw? _____
5. Anong oras ang pamanggihan? _____
6. Anong oras ang Community Meeting? _____
7. Anong oras ang pangudtuhan? _____
8. Anong oras ang Session II? _____
9. Anong oras ang Session I? _____
10. Anong oras ang merienda sa pagkahapon? _____

G. Write the Target Language equivalent of the following:

1. turn right _____
2. turn left _____
3. comer _____
4. will get off _____
5. to ride _____
6. fare _____
7. transportation/vehicle _____
8. bus station _____
9. stop _____
10. trip/travel _____
11. time _____
12. to arrive _____
13. to leave/depart _____
14. far _____
15. near _____

H. Read the paragraph then answer the questions below:

Maduman si Mary sa opisina ning Department of Agriculture. Yaon sa poblasyon ang opisina. Maawto siya papunta duman. SaLong sakay sana siya. Uno singkuwenta ang plete sa awto.

1. Sisay ang maduman sa opisina? _____
2. Sain na opisina siya maduman? _____
3. Sain ang opisina? _____
4. Nagbus siya? _____
5. Nagtrike siya? _____
6. Anong sasakyan niya? _____
7. Perang sakay siya? _____
8. Gurano ang bayad? _____

I. Write the competencies of the following gambits:

1. Maduman ako sa Banaue. _____
2. Anong sasakyan ko? _____
3. Magsakay ka ning bus. _____
4. Sain ako masakay? _____
5. Sa Dimasalang sa Dangwa Station. _____
6. Sain ako mababa? _____
7. Magbaba ka sa saod ning Banaue. _____
8. Gurano ang plete? _____
9. P 95.00 ang saro. _____
10. Perang oras ang biyahe puon sa Manila abot sa Banaue? _____
11. Mga warung oras. _____
12. Anong oras mahali ang bus? _____
13. Alas 7:00 ning aga uro-aldaw. _____

VI. HEALTH

A. Rearrange the letters to form names of the different body parts:

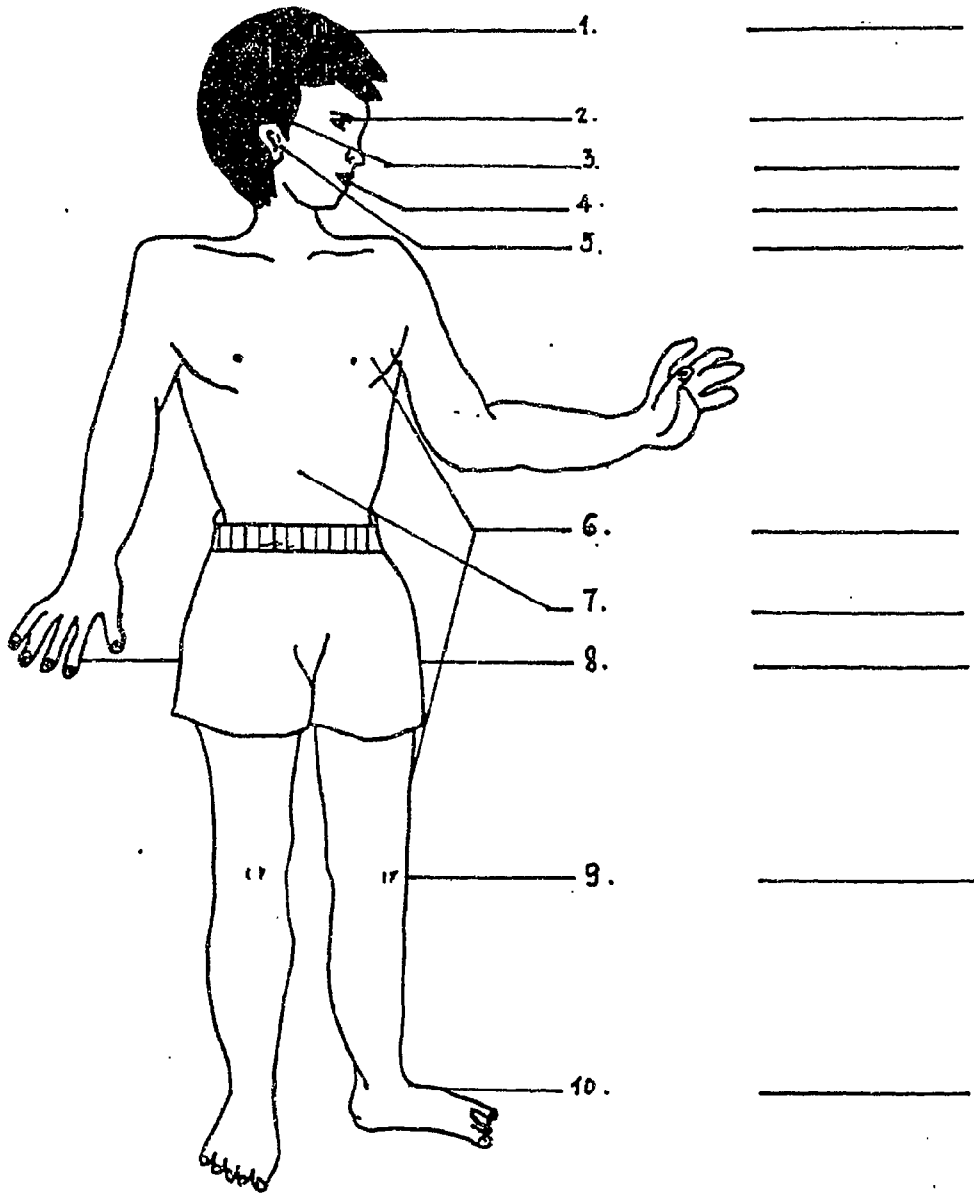
1. hokbu _____
2. aatm _____
3. yopa _____
4. motki _____
5. lingata _____

6. wakha _____
7. laku _____
8. tmaok _____


9. dohut _____

10. apa _____

B. Identify the following parts of the body:



C. Describe your feeling if you were in the following situations:



D. Write the Bikol-Viracnon equivalent of the different parts of the body and use it in a sentence:

1. eyes _____
2. nose _____
3. lips _____
4. ears _____
5. mouth _____
6. fingers _____
7. feet _____
8. face _____
9. head _____
10. teeth _____

E. Answer the following questions:

1. Pan-o kahalaba ang buhok mo?

2. Pera ang mata mo?

3. Pera ang ilong mo?

4. Pan-o ka kahalangkaw?

5. Anong kolor ang mata mo?

6. Pera ang talinga mo?

7. Pera ang guramoy mo?

8. Anong kolor ang buhok mo?

9. Pera ang kamot mo?

10. Pera ang payo mo?

F. Write the Target Language equivalent of the following expressions:

1. I feel dizzy. _____
2. I feel weak. _____
3. I'm wounded. _____
4. I cut myself. _____
5. I have headache. _____
6. Help me. _____
7. Do you have medicine. _____
8. I want aspirin. _____
9. I have stomach ache. _____
10. I have a toothache. _____

F. Read the story then answer the questions below:

Peace Corps Volunteer si John. Sa Catanduanes ang site niya. Sa Long aLdaw nagpunta siya sa Barangay Malipot. Nagkaon siya ning kilawon duman. Pagparibod niya, nagkulog ang tulak niya. Nag-igit siya ning duwang aLdaw. Nagduman siya sa doktor. Tinawan siya ning bulong buda pigtaLam na mag-ingat siya sa mga pigakaon niya.

1. Sisay si John? _____
2. Sain ang site niya? _____
3. Sain siya nagpunta sa Long aLdaw? _____
4. Anong pigkaon niya? _____
5. Anong nangyari pagkatapos? _____
6. Sisay ang pinuntahan niya? _____
7. Anong itinao ning doktor saiya? _____
8. Anong pigtaLam ning doktor saiya? _____

H. Write all the verbs in the story. There are 9 of them. Then write their English equivalent.

<u>Verbs</u>	<u>English Equivalent</u>
1. _____	_____
2. _____	_____
3. _____	_____
4. _____	_____
5. _____	_____
6. _____	_____
7. _____	_____
8. _____	_____
9. _____	_____

I. Negate the following sentences:

1. May helang ako. _____
2. Maludog ang payo niya. _____
3. May kalintura siya. _____
4. Kaipuhan ko ning bandage. _____
5. Makulog ang talinga ko. _____
6. Gusto ko ning kilawon. _____
7. Maduman ako a doktor. _____
8. Igwang doktor. _____
9. Naninahan ang kamot ko. _____
10. Pagal ako. _____

SUPPLEMENTARY WORKSHEETS

Markers

Pronouns

Adjectives

Pseudoverbs

Verb Aspect

Verb Cases

Sentence Expansion

Gambit Expansion

Particle

Connectors

A. MARKERS

Write the appropriate markers to complete each sentence:

1. Nagduman _____ Mary _____ opisina.
2. Nagbakal _____ aki _____ dulce.
3. Pigkaon _____ John _____ mangga.
4. Maluto _____ nanay _____ pansit.
5. Nagtanom _____ paraoma _____ binhi.
6. Itinao _____ aki _____ dulce.
7. Nagsakay _____ Peter _____ traysikel.
8. Galinig _____ Carla _____ kuarto.
9. Gakulog _____ payo ni Yoly.
10. Ano _____ pigkua mo _____ nursery.

B. Pronouns

Underline the correct pronouns:

1. (Ako, Ko, Ka) si John.
2. Taga-Texas (ko, ako, sako).
3. Tugang (ako, sakuya, ko) si Manny.
4. (Ko, Sakuya, Ako) ang lapis na ini.
5. Magayon (siya, niya, sakuya).
6. Doktor (niya, siya, saiya).
7. Nagkaon (ika, ka, mo).
8. Nagbakal (samo, mi, kamo) ning "abono".
9. (Saiya, Sakuya, Sainda) ka maghapot.
10. Pigtugon/pigluto (mi, ta, kami).

C. Adjectives

C-1 Underline the correct form of adjective in the given sentences:

1. (Magayon, Mas magayon) si Jane.
2. (Mas malipot, Ang lipot) sa Sagada.
3. (Mas masiram, Pinakamasiram) ang lasagna.
4. (Mainit, Mas mainit) ang Pangasinan sa Tuguegarao.
5. (Pinakadepisil, Mas depisil) mabuhay sa bukid.
6. (Kadakula, Pinakadakula) ni John si Nancy.
7. (Pakalinig, Pinakamalinig) ang Baguio.
8. (Mas masiram, Masiram) ang pigakaon nila.
9. (Maitom, Ang itom) ning kuting.
10. (Pinakamalibok, ang libok) ang Maynila.

C-2 Adjectives as predicates in the sentence.

Answer the questions:

1. Arin ang mas saday, pisog ning kamatis o pisog ning bayawas?

2. Arin ang mas dakula, pisog ning mangga o pisog ning abokado?

3. Arin ang mas madaling magbunga, mangga o mabolo?

4. Ano ang pinakamatagas na kahoy?

5. Ano ang pinakamatibay na kahoy?

6. Ano ang pinakamagayon na kahoy?

7. Haen ang pinakahalangkaw na puon sa Pilipinas?

8. Ano ang pinakamasiram na prutas para saimo?

9. Anong kahoy ang habo kang anay?

10. Anong kahoy ang pagkaginusto kang anay?

D. Pseudoverbs

Fill in the blanks with the correct pseudoverbs. Choose from GUSTO, HABO, KAIPUHAN, KAYA, ARAM and BISTO.

1. _____ (like) ning cake.
2. _____ (doesn't like) niya ning cake.
3. _____ (need) mi ning cake.
4. _____ (know) ka niya.
5. _____ (can handle) ni John siya.
6. _____ (know) ni John ang liksyon.
7. _____ (doesn't like) ni John ang liksyon.
8. _____ (like) ni nanay ang litson.
9. _____ (need) ko ning tabang.
10. _____ (can handle) mo ang trabaho.

E. Verb Aspect

Underline the correct form of the verb to complete each sentence:

1. (Nagduman, Maduman, Gaduman) ako sa Maynila kahapon.
2. (Pigkaon, Pigakaon, Kakaonon) ninda ang pansit ngonian.
3. (Binakal, Binabakal, Babakalon) ni John ang T-shirt sa aga.
4. (Nagtrabaho, Matrabaho, Gatrabaho) ako dindi ning duwang taon.
5. (Gainom, Nag-inom, Mainom) siya ning gatas uro-aldaw.
6. (Gadalagan, Nagdalagan, Madalagan) kami sa Roxas Boulevard kasu-sarong aldaw.
7. (Gaadal, Nag-adal, Maadal) ako ning Bicol-Viracnon ngonian.
8. (Itatao, Itao, Itinao) mo na iyan ki Mark.
9. (Piglinig, Lininig, Pigalinig) ko ang halong uro-aldaw.
10. (Gasurat, Nagsurat, Masurat) ako samuya sa dominggo.

F. Verb Cases

Underline the correct form of the verb:

1. (Maluto, Lulutuon) kami ning pansit.
2. (Uminom, Inumon) mo na ang buLong mo.
3. (Pigalinig, Galinig) si John ning kuarto.
4. Gusto kong (sublion, sumubli) ning kuarta.
5. (Masurat, Susuratan) ako ki Lorna.
6. (Tumawad, Tawadan) ta ang gulay.
7. (Maduman, Duman) ako sa Maynila.
8. (Kinaon, Nagkaon) na sinda.
9. (Tumindog, Itindog) kitang gabos.
10. (Nagkanta, Kinanta) si Mary ning Sarung Banggi.
11. (Pigabakal, Gabakal) siya ning lansones.
12. (Mabasa, Basahon) sinda ning libro.
13. (Gibo, Naggibo) sinda ning "A Frame".
14. (Gaadal, Nag-adal) ako ning Bicol-Viracnon.
15. (Idalagan, Madalagan) kami sa aga sa poblasyon.

G. Verb Aspects/Cases

Something is wrong with the sentences. Rewrite them in their correct form.

1. Sisay ang nagkaon ang bayawas?
2. _____
Gusto mong iluto ning adobong manok?
3. _____
Maduman sa ika Maynila?
4. _____
Pigkaon ako ning balut kasu-banggi.
5. _____
Nagtanom kami ning ipil-ipil sa aga.
6. _____
Makabakal ka ning adobo kasu-Dominggo?
7. _____
Nuarin ta magmiting?
8. _____
Ihanda ka na ang mga sangkap sa pinakbet.
9. _____
Namitan ko ning marigoso kahapon.
10. _____
Paki-abot ang John.
11. _____
Ika ang lalabhan ang bado mo.
12. _____
Ininom ngona kita ning beer.

Note: Let your LI check your work.

H. Sentence Expansion

Expand the sentences using the given clues:

e.g. Halayo ang Tuguegarao (negative)

Bakong halayo ang Tuguegarao .

1. Masiram ang balut. (negative)

2. Nagkaon ako. (na)

3. Halangkaw si Tom. (negative)

4. Volunteer siya. (palan)

5. Barato ang bayawas. (daa)

6. Makulog ang talinga ko. (negative)

7. Makusog ang uran. (pa)

8. Nagbakal ako ning T-shirt. (negative/na/man)

Note: Let your instructor check your work.

I. Gambit Expansion

Expand the gambits using particles, tag questions, time words, existential words, negations, nouns, adjectives, adverbs, etc.

1. Mayad na aga. _____
2. Anong trabaho mo? _____
3. PCV ako. _____
4. Taga-California ako. _____
5. Siya ang ina ko. _____
6. Mabalos/Salamat. _____
7. Ano ini? _____
8. Masiram? _____
9. Pan-o ang pagluto? _____
10. Kaon kita. _____
11. Gurano ang pinya? _____
12. Anong sasakayan ko? _____
13. Sain masakay? _____
14. Halayo ang San Carlos? _____
15. Gurano ang plete? _____
16. Bayad. _____
17. Tabangan ako. _____

J. Particles

Add the following particles to the given statement then write their English equivalent:

1. Pilipino sinda (a. tabi b. yata c. palan d. daa e. man f. kaya)

a. _____

b. _____

c. _____

d. _____

e. _____

f. _____

2. Nagkaon ako (g. pa h. na i. sana j. man)

g. _____

h. _____

i. _____

j. _____

Note: Let your instructor check your work.

K. Connector

In each number, connect the given sentence by adding the appropriate connector:

Example: Dakula ang Maynila.
Mas dakula ang Cebu.

Dakula ang Maynila pero mas dakula ang Cebu.

1. Magayon ang site ko.

Maboot pa ang mga tawo.

2. Gusto ko sa Boracay.

Mas gusto ko sa Sagada.

3. Maduman ako sa Baguio.

Gauran duman.

4. Makaon ako sa Seafont.

Maduman ako sa Harison Plaza.

5. Depisil magduman sa PRRM.

Raot ang kalsada.

L. Identify the following Bikol-Viracnon grammatical features:

- _____ 1. A linker that is attached to the word, if the first word in the sequence ends in a vowel.
- _____ 2. A subject pronoun for second person, plural that may be used to show respect to an older person, a person in authority or a stranger.
- _____ 3. A question word used to ask for cost or price of an item.
- _____ 4. An affix when attached to the question word SAIN or to a verb root or name of place would suggest asking for direction.
- _____ 5. A particle to express "temporariness".
- _____ 6. A preposition used as a future time marker.
- _____ 7. A subject marker for singular personal names.
- _____ 8. A linker that is inserted between words, the first word ending in a consonant.
- _____ 9. A subject pronoun first person plural (exclusive) meaning I and others.
- _____ 10. A question word used to ask for location of a person or thing.
- _____ 11. A subject marker for singular common nouns.
- _____ 12. A location demonstrative pronoun that means "there" (far from the speaker and listener).
- _____ 13. A particle which express "hope".
- _____ 14. A question word used to ask for measurement.
- _____ 15. A question word used to ask for quantity.
- _____ 16. A particle which means "already, now".
- _____ 17. A particle which express indirect quotation.
- _____ 18. First person, subject, personal pronoun (singular).
- _____ 19. A word which when added to a sentence shows politeness.
- _____ 20. Demonstrative pronoun location which means "here" (near speaker).

ANSWERS:

I. A

- | | |
|--------------|---------------------|
| 1. sain | 6. mayad |
| 2. sisay | 7. maduman/mapunta |
| 3. ano | 8. trabaho |
| 4. taga-sain | 9. idad |
| 5. pera | 10. mabalos/salamat |

B.

- | | |
|-------------|------------|
| 1. Ano | 8. Arin |
| 2. Pera | 9. Napan-o |
| 3. Ngata | 10. Haen |
| 4. Sisay | 11. Pan-o |
| 5. Sain | 12. Arin |
| 6. Kasuarin | |
| 7. Gurano | |

C.

- | | |
|-------------------------------|--|
| 1. Sain ka mapunta? | 9. Dai pa akong agom. |
| 2. Mayad na aga man. | 10. Anong ngaran mo? |
| 3. Kumusta ka? | 11. Mainot na ako. |
| 4. Sain ka hali? | 12. Sain ka gaestar? |
| 5. Diyan sana. | 13. Batid ko ning Bikol |
| 6. Ano ang trabaho mo? | 14. Ano ang gigibohon mo duman? |
| 7. PCV ako sa Catanduanes. | 15. Kasuarin ka nag-abot dindi sa Pilipinas? |
| 8. Beinte singko ang idad ko. | |

D.

- | | |
|------------|-------------------|
| 1. bague | 6. ka |
| 2. kamo | 7. diyan |
| 3. mapunta | 8. hapon |
| 4. hali | 9. buhay |
| 5. man | 10. Mister Santos |

G.

- | | |
|------|-------|
| 1. b | 6. c |
| 2. c | 7. b |
| 3. c | 8. b |
| 4. b | 9. c |
| 5. b | 10. a |

I.

1. Si John
2. Agricultural Production
3. Department of Agriculture
4. Gatrabaho siya sa mga programa ning gobiero.
5. Sa barangay Madiklom
6. Si Mr. Fidel Reyes
7. Si Carlos Salazar
8. Duwang taon
9. bako
10. bako

O.

- | | |
|------------|-----------------|
| 1. panahon | 6. magpahingalo |
| 2. buhay | 7. bago |
| 3. mayad | 8. bako |
| 4. minsan | 9. dai |
| 5. cuarto | 10. ngaran |

R.

- | | |
|------|-------|
| 1. h | 8. p |
| 2. b | 9. m |
| 3. a | 10. c |
| 4. f | 11. e |
| 5. k | 12. d |
| 6. o | 13. j |
| 7. r | 14. g |
| | 15. i |

T.

- | | |
|------------------------|-----------------------|
| 1. magayon na babae | 6. haraning tindahan |
| 2. mainit na tubig | 7. hababang bata |
| 3. saday na cuarto | 8. halawig na istorya |
| 4. dakulang halong | 9. dakul na trabaho |
| 5. halangkaw na lalake | 10. maputing babae |

II. A.

- | | |
|---------------------------|---------------------------------|
| 1. Pakiotro | 6. Anong gustong sabihon _____? |
| 2. Ano sa Bikol ang _____ | 7. tama/tama ang pigsabi ko |
| 3. Luway-luway sana. | 8. nalilibong ako |
| 4. dai ko nasasabutan | 9. Pakibasa |
| 5. Nasasabutan ko. | 10. dai ko aram |

B

- | | |
|-------------------------|-------------------------|
| 1. Paki tau ang libro | 6. Pakidara ang kanon |
| 2. Pakilinig ang kuarto | 7. pakibuhat ang lamesa |
| 3. Pakibasa ang diyaryo | |
| 4. Pakikuha ang tubig | |
| 5. Pakisurat ang ngaran | |

III. EATING

A.

- | | |
|------------|------------|
| 1. mangga | 5. tarong |
| 2. batag | 6. karbasa |
| 3. pinya | 7. magoso |
| 4. bayawas | 8. petsay |

B.

1. limonsito
2. batag
3. abokado
4. tarong
5. margoso

C.

- | | |
|-------------|--------------|
| 1 maharnis | 6. tama |
| 2. tama | 7. tama |
| 3. masakrot | 8. maaskad |
| 4. tama | 9. tama |
| 5. maalsom | 10. malabsay |

D.

- | | |
|-------------|-------------|
| 1. mahamis | 6. malasay |
| 2. maaskad | 7. mahamis |
| 3. mahalang | 8. mapait |
| 4. maalsom | 9. masaklot |
| 5. mahamis | 10. maalsom |

E.

- | | |
|-------------|--------------|
| 1. namit | 6. malabsay |
| 2. mahamis | 7. masaklot |
| 3. maaskad | 8. mapait |
| 4. maalsom | 9. mamantika |
| 5. mahalang | 10. garagamo |

F.

- | | |
|-------------|-------------|
| 1. linaga | 9. balut |
| 2. tinapay | 10. hipon |
| 3. asin | 11. sitaw |
| 4. garagamo | 12. patatas |
| 5. sugok | 13. karbasa |
| 6. repolyo | 14. tubig |
| 7. tarong | 15. pansit |
| 8. beer | |

G.

- | | |
|-------------------------------|---------------------------------|
| 1. Maalsom ang mangga? | 6. Nagluto siya ning sinanglag? |
| 2. Gakaon ang bata? | 7. Nagkaon na siya? |
| 3. Nagbakar siya ning pansit? | 8. Pignamitan niya ang balut? |
| 4. Hinog na ang batag? | 9. Gusto niya ning balaw? |
| 5. Gusto ko ning margoso? | 10. Maaskad ang pansit |

H.

- | | |
|------------------------|----------------------------------|
| 1. pigaprito | 6. pigaihaw |
| 2. pigagisa | 7. pigagisa |
| 3. pigaprito, pigalaga | 8. pigalaga, pigaprito |
| 4. pigaprito | 9. pigalaga, pigaprito, pigaihaw |
| 5. pigaihaw | 10. pigalaga |

IV SHOPPING

A.

- | | |
|------|-------|
| 1. g | 9. h |
| 2. i | 10. c |
| 3. j | 11. p |
| 4. e | 12. o |
| 5. b | 13. m |
| 6. k | 14. n |
| 7. a | 15. f |
| 8. d | |

B-1

- | | |
|------------|----------|
| 1. sampuLo | 6. anom |
| 2. tuLo | 7. siyam |
| 3. lima | 8. sado |
| 4. waLu | 9. apat |
| 5. pito | 10. duwa |

B-2

- | | |
|---------------|---------------|
| 11. dose | 16. disinuebe |
| 12. kinse | 17. disisais |
| 13. beinte | 18. katorse |
| 14. disisiete | 19. disiotso |
| 15. trese | 20. onse |

C.

Numbers

- | | |
|------------|--------------|
| 1. tuLo | 9. siyam |
| 2. lima | 10. anom |
| 3. saLo | 11. beinte |
| 4. apat | 12. katorse |
| 5. pito | 13. disisais |
| 6. sampuLo | 14. kinse |
| 7. waLu | 15. trienta |
| 8. duwa | |

Colors

- | | |
|------------|---------------|
| 1. puti | 5. asul |
| 2. itom | 6. pula |
| 3. berde | 7. yelo |
| 4. de kape | 8. kayumanggi |

D.

- | | |
|--------------------------|----------------------------|
| 1. Uno singkuenta | 6. siento-singkuenta pesos |
| 2. singkuenta sintimos | 7. dos pesos |
| 3. Piso | 8. kinse pesos |
| 4. beinte pesos | 9. dies sentimos |
| 5. kuarenta singko pesos | 10. disiotso pesos |

F.

- | | |
|----------------------------|-----------------------------|
| 1. Gurano ini? | 6. Uli ko/Ang uli ko. |
| 2. O, sige na. | 7. ining bayad |
| 3. Ang mahal man! | 8. pahagad tabi ning resibo |
| 4. daing tawad | 9. Mahal bali na sana |
| 5. Kulang tabi ang uli ko. | 10. Sige na P _____ ng sana |

H

- | | |
|--|---------|
| 1. sa saod | 6. bako |
| 2. sugok, tapayas, kape,
tinapay buda sabon | 7. bako |
| 3. ang tapayas | 8. iyo |
| 4. ang sugok | 9. bako |
| 5. P 56.00 | 10. iyo |

V. TRAVELLING

A.

- | | |
|--------------|--------------|
| 1. minibus | 5. bisikleta |
| 2. traysikel | 6. sakayan |
| 3. kalesa | 7. eroplano |
| 4. awto | 8. bus |

B.

- | | |
|-------------|---------------|
| 1. tren | 6. trak |
| 2. sakayan | 7. barko |
| 3. bus | 8. bisikleta |
| 4. eroplano | 9. kalesa |
| 5. dyip | 10. traysikel |

C.

- | | |
|-----------------------|------------------------|
| 1. ala una y medya | 6. alas kuatro y medya |
| 2. alas dos y medya | 7. alas siete y medya |
| 3. alas nuebe y medya | 8. alas singko y medya |
| 4. alas tres y medya | 9. alas dies y medya |
| 5. alas sais y medya | 10. alas otso y medya |

E.

- | | |
|--------------|---------------|
| 1. likod | 6. gilid |
| 2. atubangan | 7. Arellano |
| 3. Mabini | 8. kanto |
| 4. wala | 9. atubangan |
| 5. atubangan | 10. Bonifacio |

F.

- | | |
|-------------------------------------|------------------------|
| 1. Alas dies | 6. Alas siyete y medya |
| 2. Ala una y medya | 7. Alas dose |
| 3. Alas tres kinse | 8. Alas dies kinse |
| 4. Alas sais y medya | 9. Alas otso |
| 5. Alas sais y medya
ning banggi | 10. Alas tres |

G.

- | | |
|----------------------|--------------|
| 1. Magliko sa tuo | 9. para |
| 2. magliko sa wala | 10. biyahe |
| 3. kanto | 11. oras |
| 4. mababa | 12. mag-abot |
| 5. masakay | 13. humali |
| 6. plete | 14. harayo |
| 7. sakayan | 15. harani |
| 8. estasyon ning bus | |

H.

- | | |
|---------------------------------|----------------------|
| 1. Si Mary | 5. bako |
| 2. Sa Department of Agriculture | 6. Awto |
| 3. sa poblasyon | 7. sarong sakay sana |
| 4. bako | 8. uno singkuwenta |

VI HEALTH
A. & B.

- | | |
|------------|----------|
| 1. buhok | 6. hawak |
| 2. mata | 7. tulak |
| 3. payo | 8. kamot |
| 4. kimot | 9. tuhod |
| 5. talinga | 10. paa |

D.

- | | |
|------------|------------------|
| 1. mata | 6. guramoy |
| 2. ilong | 7. paa |
| 3. kimot | 8. pandok |
| 4. kalinga | 9. payo |
| 5. nguso | 10. ngipon/tingo |

F.

- | | |
|-------------------------------|---------------------------|
| 1. Nalilibong ako. | 6. Tabangan mo ako. |
| 2. Nangluluya ako | 7. Igwa kang bulong |
| 3. Naninahan ako | 8. Gusto ko ning aspirin |
| 4. Naninahan ko ang sadili ko | |
| 5. Makulog ang payo ko. | 10. Makulog ang tingo ko. |

G.

- | | |
|---------------------|-------------------------------|
| 1. PCV si John | 6. ang doktor |
| 2. sa Catanduanes | 7. bulong |
| 3. Barangay Malipot | 8. mag-ingat sa pigakaon niya |
| 4. Kilawon | |
| 5. Nag-igit | |

H.

- | | |
|---------------|--------------|
| 1. nagpunta | 6. pigtaram |
| 2. nagkaon | 7. mag-ingat |
| 3. pagparibod | 8. pigakaon |
| 4. nag-igit | |
| 5. tinawan | |

I.

1. Dai akong helang
2. Bakong makulog ang payo mo
3. Dai siyang kalintura
4. Dai ko kaipuhan ang bandage
5. Bakong makulog ang talinga ko
6. Dili ako ning kilawon
7. Dai ako maduman sa doktor
8. Daing doktor
9. Dai naninahan ang kamot ko
10. Bako akong paga!

SUPPLEMENTARY WORKSHEETS

A. Markers

- | | |
|--------------|-------------|
| 1. si, sa | 6. sa, ang |
| 2. ang, ning | 7. si, sa |
| 3. ni, ang | 8. si, ning |
| 4. si, ning | 9. ang, si |
| 5. ang, ning | 10. ang, sa |

B. Pronouns

- | | |
|-----------|----------|
| 1. ako | 6. siya |
| 2. ako | 7. ka |
| 3. ko | 8. kami |
| 4. sakuya | 9. saiya |
| 5. siya | 10. mi |

C. 1

- | | |
|------------------|-------------------|
| 1. magayon | 6. kadakula |
| 2. ang lipot | 7. Pakalinig |
| 3. Pinakamasiram | 8. masiram |
| 4. Mas mainit | 9. ang itom |
| 5. Pinakadepisil | 10. Pinakamalibok |

D.

- | | |
|-------------|-------------|
| 1. gusto | 6. aram |
| 2. habo | 7. habo |
| 3. kaipuhan | 8. gusto |
| 4. bisto | 9. kaipuhan |
| 5. kaya | 10. kaya |

E.

- | | |
|--------------|---------------|
| 1. Nagduman | 6. Nagdalagan |
| 2. Pigakaon | 7. Gaadal |
| 3. Babakalon | 8. Itinao |
| 4. Matrabaho | 9. Pigalinig |
| 5. Gainom | 10. Masurat |

F.

- | | |
|------------|---------------|
| 1. maluto | 9. tumindog |
| 2. Inumon | 10. Nagkanta |
| 3. Galinig | 11. Gabakal |
| 4. Sumubli | 12. Mabasa |
| 5. Masurat | 13. Naggibo |
| 6. Tawadan | 14. Gaadal |
| 7. Maduman | 15. Madalagan |
| 8. Nagkaon | |

K.

1. buda 2. pero 3. maski 4. pagkatapos 5. ta pan-o

L.

- | | |
|------------|-------------------|
| 1. -ng | 11. ang |
| 2. kamo | 12. duman |
| 3. Gurano | 13. sana |
| 4. pa/mapa | 14. inano kahaloy |
| 5. nguna | 15. pera |
| 6. sa | 16. na |
| 7. si | 17. daa |
| 8. na | 18. ako |
| 9. kami | 19. tabi |
| 10. sain | 20. dindi |

BIKOL-VIRACNON

GRAMMAR NOTES

**Yolanda Seña
Material Developer**

TABLE OF CONTENTS

PAGE

TOPIC I : SOCIALIZING

Task 1.1 : Meeting people briefly

- a. Linker between the Adjective and the Noun
- b. Subject Personal Pronouns
- c. The Action Not Begun MAG Verbs
- d. Question Word SAIN
- e. Question Particle SA
- f. Location Set of Demonstrative Pronouns
- g. Sequence of one-syllable Particles and Words with more than One-Syllable

Task 1.2 : Making and responding to information conversation

- a. Parts of Bikol-Viracnon Sentence
- b. Subject Markers for Common Names
- c. Subject Markers for Personal Names
- d. Possessive Pronoun KO
- e. MAY/IGWA + Noun Phrase (Existential)
- f. Negation DAI (Non-Existential)
- g. Action Begun Not Completed of MAG Verbs

Task 1.3: Explaining PCV assignment in casual conversation

- a. Action Not Begun of MAG Verbs
- b. Noun-forming Affix MAG

Task 1.4: Meeting the Host Family for the first time

- a. Particle to expand Predicates MAN
- b. Question Word TAGA-SAIN
- c. TAGA as a Place Marker
- d. Two kinds of questions
- e. Imperative-forming Affix MAG

Task 1.5: Making small talk about personal information

- a. Affixed Adjectives
- b. Subject Markers for Personal Names
- c. Recently Completed Aspect of Verbs
- d. The Action Begun Not Completed Aspect of Abilitative Affix NAKA

Task 1.6: Informing Host Family about intention of stepping out

- a. Directional Affix PA/MAPA
- b. The Action Not Begun Aspect of Objective Focus Affix ON/HON
- c. ANO'NG as a Contraction of ANO ANG

Task 1.7: Explaining PCV project assignment to the local community

- a. Action Begun Not Completed of Objective Focus
- b. The Action Not Begun Aspect of MAG Verbs
- c. The Infinitive-Forming Affix MAG
- d. The Abilitative MAI Affix in the Action Not Begun Aspect
- e. Occupational Affix
- f. Special Verb MAGIGING

- g. Associative Affix MAKIPAG + AN

Task 1.8: Expressing humor

- a. Ka + Noun
- b. Use of EXPRESSIONS

TOPIC II: LANGUAGE TO MANAGER LEARNING

Task 2.1: Identifying language to be used in communications

- a. Word Order of Sentences with Negation

Task 2.2: Making request about manner of speech

- a. Request Affix PAKI
- b. Action Begun Completed of IN Verbs

Task 2.3: Eliciting meaning in target language

- a. Pseudoverb + Infinitive
- b. Action Not Begun of ON/HON Verbs

Task 2.4: Ensuring communication is clear

- a. Double Personal Pronoun TAKA
- b. Stative 'A + AN AFFIX
- c. Abilitative object Focus

TOPIC III: FOOD

Task 3.1: Finding out about (new) food

- a. Subject Demonstrative Pronouns
- b. Location/Directional Set of Demonstrative Pronouns
- c. Affixed Form of Adjectives

- d. Moderative Form of Adjectives
- e. Non-Subject Demonstrative Pronouns
- f. Action Begun Not Completed of ON/HON Verbs

Task 3.2: Finding out how to eat (new) food

- a. Object Focus AN/HA vs. ON/HON Verbs

Task 3.3: Offering/Responding to an offer of (new) food

- a. Root Verb as Imperative
- b. Expression SIGE

Task 3.4: Preparing food

- a. Stative INA + Root Verb

TOPIC IV: SHOPPING

Task 4.1: Locating sources of needed items

- a. Particles
- b. Pseudoverbs
- c. Locative Affix AN/HAN

Task 4.2: Selecting items

- a. Causative Affix PA

TOPIC V: TRANSPORTATION

Task 5.1: Taking local transportation

- a. Affix MAG
- b. Infinitive IN affix

- c. Expansion of Verbal Predicates by Adverbial Phrase
- d. Noun-forming affix AN
- e. Expressions PARA/SA GILID SANA

Task 5.2: Taking a trip

- a. Action Not Begun of MAG Verbs
- b. MGA as an Approximative

TOPIC VI: HEALTH

Task 6.1: Getting medical help

- a. PAKI Prefix plus suffix AN
- b. Accidental Affix
- c. MAGPA Affix
- d. Use of SAIN and HAEN
- e. Existential and Non-Existential Words

APPENDIX

PAGE

I. PRONOUNS

A. Personal Pronouns

1. Subject Set
2. Non-Subject Set
3. Possessive Set
 - a. Possessive Noun Set
 - b. Possessive Adjective Set
4. Locative/Direction Set
5. Benefactive Set

B. Demonstrative Pronouns

1. Subject Set
2. Object Set
3. Locative Set
4. Direction Set
5. Location/Direction Set
6. Manner Set

II. PARTICLES

III. THE CONJUNCTIONS/CONNECTORS

- a. Coordinating Conjunctions
- b. Subordinating Conjunctions

IV. THE INFORMATION QUESTION

V. ADJECTIVES

- a. Prefixes
- b. Suffixes
- c. Affix Combinations
- d. Word Reduplication

VI. NEGATION IN BIKOL-VIRACNON

VII. LINKERS

VIII. MARKERS

BIKOL-VIRACNON
Grammar Notes

TOPIC I : Socializing
Task 1.1 : Meeting people briefly

a. Linker between the Adjective and the Noun

The greeting : Mayad na aga.
(Good morning.)

Consists of an adjective MAYAD, the linker NA and a noun AGA. The linker NA signifies a modification sequence between the adjective MAYAD (modifier) and the noun AGA (modified).

b. Subject Personal Pronouns

The greeting : Kumusta tabi kamo?
(How are you?)

KAMO meaning "you (plural)" is a personal pronoun which functions as the subject in the sentence. It is also used even with singular subjects to show respect to an older person, a stranger, or a person in authority.

c. The Action Not Begun of MAG Verbs

The greeting : Sain ka maduman?
(Where are you going?)

MADUMAN from the Infinitive Form MAGDUMAN which emphasizes the doer of the action and is in the Action Not Begun aspect, meaning "will go".

d. Question Word SAIN

The greeting : Sain ka maduman?
(Where are you going?)

SAIN is a question word meaning "where".

e. Preposition SA

The response : Sa saod.
(To the market.)

SA is a versatile word in Viracnon. It is used for the English prepositions "in, to, from, on, for, through, at, etc."

f. Location Set of Demonstrative Pronouns

The response : Dindi sana.
(Just here.)

DINDI is a Demonstrative Pronoun meaning "here". Below are the Demonstrative Pronouns belonging to the Location Set.

DINDI	here	(near the speaker)
DIYAN	there	(far from the speaker, near the listener)
DUMAN	there	(far from both speaker and listener)

e.g. Diyan sana.
(Just there.)

Duman sana.
(Just there.) (yonder)

g. Sequence of One-syllable Particles and Words with more than One-Syllable.

In the sentence : Mainot na tabi ako.
(I'll go ahead, Sir/Ma'am.)

Notice that the particle NA TABI comes before AKO. This follows the rule that one-syllable particles come before any word with more than one syllable, as in the example:

Maparibod na tabi ako.
(I'm going now Sir/Ma'am.)

However, when there is one-syllable pronoun (KO) and a one-syllable particle (NA) in the sentence, the pronoun precedes the particle, as in the example:

Bayaan ko na nguna kamo.
(I'll leave you first.)

Task 1.2: Making and responding to informal introductions

a. Parts of Bikol-Viracnon Sentence

The parts of Bikol-Viracnon sentence maybe arranged as follows:

Predicate + Subject

The predicate maybe a noun, a pronoun, an adjective, a verb or pseudoverb.

In the sentence : Ako si Mary.
(I am Mary.)

AKO is the predicate-pronoun and SI MARY is the subject.

b. Subject Markers for Common Nouns

In the sentence : Paul and ngaLan ko.
(My name is Paul.)

ANG is a subject marker for common nouns (singular). Its plural form is ANG MGA.

e.g. ang mga pangaLan
(names)

ang mga tugang
(brothers/sisters)

c. Subject Markers of Personal Names

In the sentence : Ako si Mary.
(My name is Mary.)

SI is the subject marker for singular personal names. Its plural form is SA.

e.g. Maduman sa Mary buda Paul sa banwa.
(Mary and Paul will go to town.)

d. Possessive Pronoun KO

In the sentence : Mary ang ngaLan ko.
(Mary is my name.)

KO is a possessive pronoun meaning "my".

e. MAY/IGWA + Noun Phrase (Existential)

One example of a noun phrase used as a predicate is the MAY noun phrase meaning "there is, are, was, were, have and has" in the sentence.

In the sentence:

May agom ka na?	
(Do you have a wife/husband?)	- literal
(Are you married?)	- contextual

f. Negation word DAI (NON-Existential)

One way of negating sentences in Bikol-Viracnon is with the use of the negation DAI which means "none or nothing" or which may express non-existence, as in the example.

Dai ka pang agom?
(You don't have a wife/husband? or You're not married yet?)

• Dai akong tugang na babae.
(I don't have a sister/sisters.)

g. Action Not Begun Completed of MAG Verbs

In the sentence:

Gatrabaho ako sa Department of Education Culture
and Sports.
(I'm working at the Department of Education Culture and
Sports.)

GATRABAHO is from the Infinitive Form MAGTRABAHO with emphasis on the doer of the action and is in the Action Begun Not Completed aspect meaning "will work".

Task 1.3: Explaining PCV assignment in casual conversation

a. Action Not Begun of MAG Verbs

In the sentence : Matabang ako sa mga tawo dindi.
(I will be helping the people here.)

MATABANG is from the Infinitive Form MAGTABANG with emphasis on the doer of the action and is in the Action Not Begun aspect, meaning "will help".

b. Noun-forming Affix MAG

In the sentence : TuLo kaming magtuLugang..
(There are three of us (children) in the
family.)

MAG is a noun-forming affix which indicates family relationship.
Other examples are listed below.

Singular:

mag-ama
(father-son/daughter relationship)

mag-ina
(mother-son/daughter relationship)

mag-tugang
(brother/sister relationship)

Plural:

mag-arama
(father-sons/daughters relationship)

mag-irina
(mother-sons/daughters relationship)

mag-tuLugang
(brothers/sisters relationship)

Task 1.4: Meeting the Host Family for the first time

a. Particle to Expand Predicate MAN

In the sentence : Mayad na aga man.
(Good morning to you, too)

MAN is a particle that may be used to expand predicates

b. Question word TAGA-SAIN

e.g. Taga-sain ka?
(From where are you?)

TAGA-SAIN is a question word to ask for the place of origin of a person.

c. TAGA as a Place Marker

e.g. Taga-Manila ako.
(I'm from Manila.)

TAGA is a place marker denoting the place of origin of a person.

Sa Jun buda Yolly ang mga maestra ko.
(Jun and Yolly are my teachers.)

SI and SA, as used in these gambits, are markers that introduce the noun predicates PAZ, JUN and YOLLY. This happens when the noun is the topic but not necessarily the subject of the sentence.

c. Recently Completed Aspect of Verbs

e.g. Minaabot pa sana ako kasu-Enero.
(I just arrived last January.)

MINAABOT is in the Recently Completed aspect meaning "just arrived".

d. The Action Begun Not Completed Aspect of Abilitative Affix NAKA

In the sentence :

Nakakaintindi ako ning Bikol-Viracnon.
(I can understand Bikol-Viracnon.)

NAKAKAINTINDI is from the Infinitive Form, MAKAKAINTINDI with emphasis on the doer of the action. It is in the Action Begun Not Completed Aspect Abilitative Mood meaning "can understand".

Task 1.6: Informing Host Family about intention of stepping out

a. Directional Affix PA/MAPA

The question : Mapasain ka?
(Where are you going?)

The PA/MAPA affix when attached to the question word SAIN means "asking the direction where one is going". When attached to a verb root or name of place, it suggests direction.

e.g. Mapa-Manila ako.
(I'm going to Manila.)

Pa-Manila ako.
(I'm going to Manila.)

b. The Action Not Begun Aspect of Objective Focus Affix ON/HON

In the sentence : Anong gigibohon mo duman?
(What are you going to do there?)

Bibisitahon ko si Ricky.
(I'm going to visit Ricky.)

GIGIBOHON and BIBISITAHON are from the Infinitive Forms GIBOHON and BISITAHON with emphasis on the receiver of the action. They are in the Action Not Begun aspect, objective focus meaning "will be doing" and "will be visiting", respectively.

- c. ANO'NG is a Contraction of ANO ANG, which is frequently used in Bikol-Viracnon conversations.

e.g. Ano ang ngaLan mo?
(What is your name?)

becomes:

Ano'ng ngaLan mo?
(What is your name?)

Task 1.7: Explaining PCV project assignment to the local community

- a. Action Begun Not Completed of Objective

In the sentence: Ano ang pigplano mo?
(What are you planning?)

PIGPLANO is from the Infinitive Form PLANOHON in the Action Begun Not Completed aspect, Object focus meaning "is/are planning for".

- b. The Action Not Begun Aspect of MAG Verbs

e.g. Magibo ako ning plano.
(I will make a plan.)

MAGIBO is from the Infinitive Form GUMIBO with emphasis on the doer of the action meaning "to make".

- c. The Infinitive-forming Affix MAG

In the sentence: Gusto kong maggibo ning proyekto.
(I would like to make a project.)

MAGGIBO is in the Infinitive Form with emphasis on the doer of the action meaning "to make".

- d. Abilitative MAI Affix in the Action Not Begun Aspect

e.g. Anong maitatabang mo sa mga tawo?
(What help can that give to the people?)

MAITATABANG is in the Abilitative Mood with emphasis on the receiver of the action. As such, it takes the KO set of pronouns. It is in the Action Not Begun aspect, meaning "will be able to help".

e. Occupational Affix PARA

PARA is a prefix which when attached to a noun, will change the noun into an occupation or profession.

e.g. para + sila = parasilâ
(fish) (fishermen)

para + banwit = parabanwit
(catch fish) (fishermen)

para + uma = parauma
(farm) (farmer)

Matabang ako sa mga parasila/parauma.
(I'll help the fishermen/farmers.)

f. Special Verb MAGIGING

e.g. Ano ang magiging trabaho mo sa proyekto?
(What will be your work/task in the project?)

MAGIGING is used to express a change from one state or condition to another. It is in the Action Not Begun Aspect.

g. Associative Affix MAKIPAG + AN

MAKIPAG + AN is an Associative affix which indicates doing an action with a group with emphasis on the doer of the action.

e.g. Makikipagtabangan ako sa mga parauma.
(I'll be working with the farmers.)

Task 1.8: Expressing Humor

a. KA + Noun

e.g. Kahawig mo!
(It looks like you.)

or

Kapandok mo!
(It looks like you!)

Another use of KA affix is to show similarities. When attached to a word, it indicates likeness.

e.g.

Hawig/pandok (face)
Ka + hawig = kahawig
(similar in looks, especially face)

b. Use of EXPRESSIONS

An expressions is any root word, stem or word used in an exclamatory sentence.

e.g. Ay komi! (Oh, it's comy!)
Okey a! (That's good.)

TOPIC ii: LANGUAGE TO MANAGE LEARNING

Task 2.1: Identifying language to be used in communication

a. Word Order of Sentences with Negation

e.g. Dai ako tatao mag-Bikol-Viracnon.
(I don't know how to speak Bikol-Viracnon.)

With the addition of the negation word DAI, the word order of the subject changes.

e.g.

Batid si Linda magtaram ning Bikol-Viracnon.
(Linda knows how to speak Bikol-Viracnon.)

or

Dai batid si Lindang mag-Bikol-Viracnon.
(Linda doesn't know how to speak Bikol-Viracnon.)

Where the linker is used after the subject. This is only true when the subject is a noun. When the subject is a pronoun, the word order entirely changes.

e.g.

Batid akong mag-Bikol-Viracnon.
(I know how to speak Bikol-Viracnon.)

Dai ako batid/tatao mag-Bikol-Viracnon.
(I don't know how to speak Bikol-Viracnon.)

Where the pronoun immediately follows the negation word DAI.

Task 2.2: Making requests about manner of speech

a. Request Affix PAKI

In the sentence : Paki-otro.
(Please repeat.)

PAKI is a prefix which when added to the verb root indicates a request. It is equivalent to the English "please".

b. Action Begun Completed of IN Verbs

e.g. Anong sinabi mo?
(What did you say?)

SINABI is in the Action Begun Completed (simple past) with emphasis on the receiver of the action (because of the affix IN) meaning "was said".

Task 2.3: Eliciting meaning in Target Language

a. Pseudoverb + Infinitive

In the example:

Ano ang gustong sabihon kang _____?
(What does _____ mean?)

When pseudoverb (e.g. GUSTO) co-occurs with a verb, the verb is in the Infinitive form. This rule applies to all pseudoverbs appearing with verbs in a sentence.

b. Action Not Begun of ON/HON Verbs

e.g. Pan-o ko sasabihon ang _____ sa Bikol?
(How will I say _____ in Bikol?)

SASABIHON is in the Action Not Begun aspect, with emphasis on the receiver of the action (because of the suffix ON/HON) meaning "will be said."

Task 2.4: Ensuring communication is clear

a. Double Personal Pronoun TAKA

TAKA may be considered a double personal pronoun in Bikol-Viracnon, pertaining to the speaker-object and the listener-actor. It takes the place of KO, a non-subject actor personal pronoun and IKA, a subject pronoun. Thus,

e.g.

Dai taka maintindihan.
(I can't understand you.)

or

Dai ko ika maintindihan.
(I can't understand you.)

d. Stative NA + AN affix

In this particular gambit:

Nalilibongan ako.
(I'm confused.)

NA + AN is an affix that states the condition of a person

c. Abilitative Object Focus.

e.g. Dai ko naiintindihan.
(I can't understand.)

NAIINTINDIHAN is in the Abilitative Mood, with emphasis on the receiver of the action. It is in the Action Begun Not Completed Aspect.

TOPIC III: FOOD

Task 3.1: Finding out about new food

a. Subject Demonstrative Pronouns

In the example: Ano ini?
(What is this?)

INI is a Demonstrative Pronoun belonging to the subject set meaning "this".

b. Location/Directional Set of Demonstrative Pronouns

e.g. Anong apod dindi?
(What is the term for this? or How do you call this?)

Notice the use of the Directional Set of Demonstrative Pronoun DINDI. The explanation is provided within the English equivalent "(for) this" which suggests a directional pronoun.

c. Affixed Form of Adjectives

e.g. Mahamis ini.
(It's sweet.)

MAHAMIS meaning "sweet". (Refer to 1.5 a)

d. Moderative Form of Adjectives

In the gambit : Medyo mahamis.
(A little sweet.)

One way of making the moderative form of adjective in Bikol-Viracnon is with the use of adverb MEDYO "a little".

e. Non-Subject Demonstrative Pronouns

In the utterance:

Anong namiñ kaini?
(What is the taste of this? or How does this taste?)

KAINI is demonstrative pronoun belonging to the non-subject set, meaning "(of) this".

f. Action Begun Not Completed of ON/HON Verbs

The word PIGALAGA is in the Action Begun Not Completed aspect with emphasis on the object of the action meaning "It is boiled."

Task 3.2 Finding out how to eat (new) food

a. Object Focus AN/HAN vs. ON/HON

In the example: Panitan mo ang kamonte.
(Peel the potato.)

Hiwaon mo ang kamonte.
(Slice the potato.)

The suffix AN is used with verbs which denotes that only the surface or appearance of the initial direct object is affected, while the suffix ON/HON is typically used with verbs whose initial direct objects are directly affected by the action.

Task 3.3: Offering/Responding to an offer of (new) food

a. Root Verb as Imperative

e.g. Kua ka.
 (Get some./Have some.)

Kaon ka.
 (Eat some.)

Bikol-Viracnon imperatives may consist of only the root word and an optional YOU, singular or plural.

b. Expression SIGE

SIGE meaning okay but never to express "fine feelings".

e.g. Namitan mo ini. Sige
 (Taste this./Try it.) (Okay.)

Task 3.4: Preparing food

a. Stative NA + Verb Root

In the example : Napapaha ako.
 (I'm thirsty.)

NA + Verb Root is a verb that does not need an object to complete its meaning. It states the condition/feeling of a person, putting the emphasis on the doer of the action.

e.g. Nagugutom ako.
 (I'm hungry.)

Nalulula ako.
 (I feel dizzy.)

Note: These particular verbs need an external object to relieve one of the feelings of uneasiness.

TOPIC IV: SHOPPING

Task 4.1: Locating sources of needed items

a. Particles

KAYA, SIGUR) and BAAD express uncertainty and are examples of particles.

e.g.

Kasu-arin kaya kamo maabot?
(When (do you think) are you coming?)

Baad Intsik si Yda.
(Maybe Yda is a Chinese.)

Siguro mapunta siya dindi.
(Maybe she will come here.)

b. Pseudoverbs

In the gambit :

Sain puedeng magbakal ning _____?
(Where can I buy _____?)

PUEDE is an example of a pseudoverb meaning "can". It can also be written as PUWEDE.

Pseudoverbs DAPAT, PUEDE, KAIPUHAN, DAI, BISTO, GUSTO and HABO may take either subject or non-subject personal pronouns depending on the focus in the sentence.

c. Locative Affix AN/HAN

In this particular gambit:

Porbaran mo sa tindahan.
(Try the sari-sari store.)

The suffix AN when attached to the verb PORBAR exhibits a Locative Focus with the noun "SARI-SARI".

Task 4.2: Selecting items

a. Causative Affix PA

In the sentence:

Pabakal ning tinapay.
(I'd like to buy bread please.) - contextual
(Let me buy some bread.) - literal

The verb PABAKAL is in the Imperative Causative form with causative affix
PA prefixed to the verb root BAKAL "to buy".

TOPIC V: TRANSPORTATION

Task 5.1: Taking local transportation

a. Affix MAG

In the example : Magtaxi ka.
(Take a taxi.)

The prefix MAG when attached to words referring to means of transportation will denote "take a _____".

b. Infinitive IN Affix

e.g. Pwedeng lakawon puon dindi?
(Can I walk from here?)

The Infinitive verb LAKAWON containing the suffix ON shows a Locative/Directional focus on the relationship of the verb with the noun or object (intended direction/destination).

c. Expansion of Verbal Predicates by Adverbial Phrase

In the example:

Ano ang mayad na sakayan papuntang Banaue?
(What's the best (means of) transportation to take
in going to Banaue?)

The manner adverb, MAYAD, modifies the noun SAKAYAN which is in its noun form.

d. Noun-forming Affix AN

In the utterance:

Ano ang mayad na sakayan?
(What's the best transportation to take?)

SAKAYAN is derived from the verb SAKAY which means "ride". The addition of the suffix AN makes it a noun meaning "means of transportation".

e. Expression PARA/SA GILID SANA

PARA/SA GILID SANA are used to stop a moving vehicle only. PARA means "stop" and SA GILID SANA "just at the side (of the road)".

Task 5.2: Taking a trip

- a. Action Not Begun Aspect of MAG verbs

In the example: Sain ako mabayad?
(Where will I pay?)

MABAYAD is from the Infinitive Form MAGBAYAD, with emphasis on the doer of the action. It is in the Action Not Begun aspect meaning "will pay".

- b. MGA as an Approximative

In the example: Mga tuLong oras.
(About/Around three hours.)

In a previous lesson, you learned the use of MGA as a plural marker. MGA can also be used to express an approximation of time, amount or measurement.

TOPIC VI: HEALTH

Task 6.1: Getting medical help

- a. PAKI Prefix plus Suffix AN

e.g. Paki-tabangan mo ako.
(Please help me.)

We note that PAKI may be attached to some verb roots to form the imperative. In the example above, the verb TABANGAN contains a direction/benefactive-marking suffix AN plus the prefix PAKI and this gives us another rule on the use of PAKI, that is, it may be attached to a verb or a verb containing a direction/benefactive-marking affix ON/HON or AN/HAN.

Nakagat ako ning ayam.
(I was bitten by a dog.)

Nabangga ako ning kotse.
(I was run over by a car.)

Nahulog ako sa tukawan.
(I fell off from the chair.)

Nabûboan ako ning mainit na tubig.
(Hot water was poured over me.)

Nabagsakan ako ning niyog/tipong.
(I was hit by a coconut/young coconut.)

NAKA is another accidental affix with the actor as the agent causing the change, discomfort or pain.

e.g.

Nakabadil siya ning aki.
(He accidentally shot the child.)

Nakapaso si Malou ning baso.
(Malou accidentally broke the glass.)

Nakaligis sinda ning ikos.
(They accidentally ran over the cat.)

b. MAGPA Affix

With the MAGPA affixed verb, the subject of the sentence is the causing agent, while the natural agent may or may not be expressed in the sentence.

However, in the example:

Kaipuhan kong magpa-doktor.
(I need to see the doctor.)

The causing agent and the natural agent are one and the same KO (a non-subject actor pronoun). To further illustrate why, this is another variant of the sentence above.

Kaipuhan magpa-doktor ako.
(I need to see a doctor.)

c. Use of SAIN and HAEN

There are two "where" questions in Bikol-Viracnon, SAIN and HAEN. SAIN may be used to ask location questions. Thus where HAEN can be used, SAIN can also be used, but where SAIN as a direction question is used, HAEN cannot be used.

The correct response to a HAEN question is a noun phrase that begins with YAON SA.

e.g.

Haen ang ospital?
(Where is the hospital?)

Yaon sa banwa.
(In the town.)

The response to SAIN is SA + noun phrase

Sain ka mabakal ning bulong?
(Where will you buy medicine?)

Sa botika.
(At the drugstore.)

e. Existential and Non-Existential Words

MAY/IGWA is an existential word meaning "there is/are/have/has"

DAI is a non-existential word, meaning "none/nothing".

APPENDIX

I. PRONOUNS

A. Personal Pronouns 1. Subject Set

I	AKO	
You	KA/IKA	(KA may never be used at the beginning of the sentence.) (IKA may occur in the initial, medial (usually the second word or final position of the sentence.)
He/She	SIYA	(No distinction between female and male)
We (exclusive)	KAMI	(meaning I and others)
We (inclusive)	KITA	(meaning you and I)
You (plural)	KAMO	(maybe used to show respect to an older person, a person in authority or a stranger)
They	SINDA	

Examples:

- | | | |
|----|--|---|
| a. | Maduman ako sa Banaue.
Nagkaon ako ning isda. | (I will go to Banaue.)
(I ate fish.) |
| b. | Magbakal ka ning gulay.
Magpahingalo ka nguna. | ((You) buy vegetables.)
((You) take a rest.) |
| c. | Masurat siya ning kanta.
Nagparibod siya kahapon. | (He will write a song.)
(She went home yesterday.) |
| d. | Nagkanta kami sa programa.
Nagkatulog kami ning amay. | (We sang in the program.)
(We slept early.) |
| e. | Masapna kita ning pansit.
Matukaw kita sa tukawan. | (We will cook pansit.)
(Let's sit on the chair.) |
| f. | Makua kamo ning lamesa.
Magtanom kamo ning pinya. | ((You) get a table.)
((You) plant pineapple.) |
| g. | Gaadal sinda ning Bikol-Viracnon. | (They are studying Bikol-Viracnon.) |

2. Non-Subject Set

By me	KO
By you (singular)	MO
By him/her	NIYA
By us (exclusive)	MI
By us (inclusive)	TA
By you (plural)	NINDO
By them	NINDA

Examples:

- | | | |
|----|---|---|
| a. | KInaon ko ang gulay.
Ininom ko ang gatas. | (The vegetable was eaten by me.)
(The milk was drunk by me.) |
| b. | Itanom mo ang pisog sa aga.
Bakalon moang prutas sa aga. | (The seeds will be planted by you tomorrow.)
(The fruit will be bought by you tomorrow.) |
| c. | Kinua niya ang libro.
Isurat niya ang tula. | (The book was taken by him/her.)
(The poem will be written by him/her.) |
| d. | Pigkanta mi sang Sarung.
Pigsayaw mi ang cha-cha. | (Sarung Baggi was sung by us.)
(Cha-cha was danced by us.) |
| e. | Pigbasa ta ang balita.
Binakal ta ang bulong. | (The news was read by us.)
(The medicine was bought by us.) |
| f. | Inapod nindo ang taksi.
Ininum nindo ang kape. | (The taxi was called by you.)
(The coffee was drunk by you.) |
| g. | Pigkaon ninda ang isda.
Kinua ninda ang ikos. | (The fish was eaten by them.)
(The cat was taken by them.) |

3. Possessive Set

A. Possessive Noun Set

Mine	SAKO/SAKUYA
Yours (singular)	SAIMO
His/Hers	SAIYA
Ours (exclusive)	SAMO/SAMUYA
Ours (inclusive)	SATO/SATUYA
Yours (plural)	SAINDO
Theirs	SAINDA

Examples:

- a. Sako ang haLong na ini. (This house is mine.)
Sako ang kotseng ini. (This car is mine.)
- b. Saimo ang katreng iyan. (That bed is yours.)
Saimo ang librong iyan. (That book is yours.)
- c. Saida ang sapatos na itom. (The black shoes are hers/his.)
Saida ang lamesang ito. (The table is hers/his.)
- d. Samo ang dakulang uma. (The big farm is ours.)
Samo ang ikos na puti. (The white cat is ours.)
- e. Sato ang beer na ini. (This beer is ours.)
Sato ang pagkaong iyan. (That food is ours.)
- f. Saindo ang kuartang ini. (This money is yours.)
Saindo ang saday na tukawan. (The small chair is yours.)
- g. Sainda ang ayam na iyan. (That dog is theirs.)
Sainda and asul na payong. (The blue umbrella is theirs.)

b. Possessive Adjective Set

	Pre-Posted (Before Nouns)	Post-Posted (After Nouns)
My	SAKUYA + NG	KO
Your (singular)	SAIMO + NG	MO
His/Her	SAIYA + NG	NIYA
Our (exclusive)	SAMUYA + NG	MI
Our (inclusive)	SATUYA + NG	TA
Your (plural)	NINDO + NG	NINDO
Their	SAINDA + NG	NINDA

Examples:

Pre-Posted (Before Nouns)

- a. Dakula ang sakuyang harong. (My house is big.)
Yolly ang sakuyang ngaran. (My name is Yolly.)
- b. Malinig ang saimong pantalon. (Your pants are clean.)
Saday ang saimong tsinelas. (Your slippers are small.)

- | | | |
|----|---|---|
| c. | Ini ang saiyang kotse.
Iyan ang saiyang lapis. | (This is her/his car.)
(That is her/his pencil.) |
| d. | Ini ang samuyang ikos.
Masiram ang samuyang pagkaon. | (This is our cat.)
(Our food is delicious.) |
| e. | Ini ang satuyang beer.
Malipot ang satuyang beer. | (This is our beer.)
(Our beer is cold.) |
| f. | Puti ang saidong ido.
Malinig ang saidong harong. | (Your puppy is white.)
(Your house is clean.) |
| g. | DakuLa ng saidang haLong.
Mabaharito ang saidang ayam. | (That is their house.)
(Their dog is hairy.) |

4. Location/Direction Set

to/with/from me	SA SAKO/SA SAKUYA
to/with/from you (singular)	SA SAIMO
to/with/from him/her	SA SAIYA
to/with/from us (exclusive)	SA SAMO
to/with/from us (inclusive)	SA SAINDO
to/with/from them	SA SAINDA

Examples:

- | | | |
|----|---|---|
| a. | Mag-iba ka sa sako.
Bumakal ka sa sakuya. | ((You) go with me.)
((You) buy from me.) |
| b. | Itao ko ini sa saimo.
Kukuahon ko sa saimo ang
kuarta. | (I'll give this to you.)
(I'll get the money from you.) |
| c. | Darhon mo iyan saiya.
Maduman ako sa saiya | (Bring this to him./her.)
(I will go to him./her.) |
| d. | Makipaghoron-horon ka sa samo.
Mag-iba ka sa samo. | (Talk with us.)
([You] come with us.) |
| e. | Hali sa sato ang mga burak.
Hali sa sato ang mga pagkaon. | (The flowers came from us.)
(The food came from us.) |
| f. | Nagduman kami sa saindo
kahapon.
Nagbakal kami sa saindo mga
prutas. | (We went to you yesterday.)
(We bought fruits from you.) |

- g. Itao ka ini sa sainda. (You give this to them.)
Itaram mo ini sa sainda. (Tell this to them.)

5. Benefactive Set

For me	PARA SAKUYA/SAKO
For you (singular)	PARA SA IMO
For him/her	PARA SAIYA
For us (exclusive)	PARA SAMO
For us (inclusive)	PARA SATO
For you (plural)	PARA SAINDO
For them	PARA SAINDA

Examples:

- a. Pakikua ang tu'awan para sako. (Please get the chair for me.)
Pakisurat ini para sako. (Please write this for me.)
- b. Binakal ko ini para saimo. (I bought this for you.)
Ma'ua ako ning cake para saimo. (I'll get water for you.)
- c. Nagbakal kami ning burak para saiya. (We bought flowers for her.)
Piggibo ko ini para iya. (I did this for him.)
- d. Nagbake siya ning cake para samo. (She baked cake for us.)
Nagluto siya ning pansit para samo. (They cooked pansit for us.)
- e. Nagsurat siya ing tula para sato. (She wrote a poem for us.)
Nagbakal si Ricky ning beer para sato. (Ricky bought beer for us.)
- f. Makanta ako para saindo. (I'll sing a song for you.)
Magbayle ako para saindo. (I will dance for you.)
- g. Maato kita sa program para sainda. (We will join the program for them.)
Maapod kita ning taksi para sainda. (We will call a taxi for them.)

B. Demonstrative Pronouns

1. Subject Set

INI	this (near the speaker)
IYAN	that (far from the speaker, near the listener)
ITO	that (far from both speaker and listener)

Examples:

- a. Gusto ko ini. (I like this.)
Bakaron mo ini. ((You) buy this.)
- b. Iyan ang haLong ninda. (That is their house.)
Iyan ang samong simbahan. (That is our church.)
- c. Kuahon mo itong libro sa kuarto. ((You) get that book from the room.)
Puroton mo itong papel. ((You) pick up that piece of paper.)

2. Object Set

KAINI	of this (near the speaker)
KAIYAN	of that (far from the speaker, near the listener)
KAITO	of that (far from both the speaker and listener)

Examples:

- a. Tauhan mo ako ning utod (Give me a slice of this cake.)
kaining cake.
Kaipuhan ko ning saLong (I need one dozen of these eggs.)
dosenang kaining sugok.
- b. Anong gustong sabihon kaiyan? (What is the meaning of that?)
Kinaon ko ang kabanga kaiyan (I ate one-half of that chocolate.)
na tsokolate.
- c. Tauhan mo ako ning duwang (Give me two meters of that lace.)
metro kaitong lace.
Ibakal mo ako ning duwang (Buy me two pairs of those slippers.)
pades ning kaitong tsinelas.

3. Location Set

DINDI	here	(near the speaker)
DIYAN	there	(far from the speaker, near the listener)
DUMAN	there	(far from both the speaker and listener)

Examples:

- a. Maghilingin kita dindi. (Let's see each other here.)
Magtagbuan kita dindi. (Let's meet here.)
- b. Mapunta ako diyan. (I will go there.)
Naglaba siya diyan. (She washed clothes there.)

- c. Mabaka kita duman ning bulong. (We will buy medicine there.)
 Duman sinda naglaog. (They entered there.)

4. Direction Set

HUNI	here	(near the speaker)
HUYAN	there	(far from the speaker, near the listener)
HOTO	there	(far from both speaker and listener)

Examples:

- a. Huni ang bayad ko. (Here is my payment.)
 Huni ang uli mo. (Here is your change.)
- b. Huyan ang haLong ninda. (There is their house.)
 Huyan ang banwa. (There is the town.)
- c. Hoto ang kotse mo. (There is your car.)
 Hoto ang sapatos mo. (There are your shoes.)

5. Location/Direction Set

UYA/DINDI	it's here	(near the speaker)
ADIYAN	it's there	(far from the speaker, near the listener)
ADUMAN	it's there	(far from both the speaker and listener)

Examples:

- a. Uya ang kahoron ni Becky. (Becky's boyfriend is here.)
 Adindi ang agom ni Vic-Vic. (Vic-Vic's husband is here.)
- b. Adiyan ang kotse ni Yda. (Yda's car is there.)
 Adiyan ang crush ni Popsie. (Popsie's crush is there.)
- c. Aduman ang kastilyo ni Medy. (Medys' castle is there.)
 Aduman ang mga prutas na binakal ni Paz. (The fruits that Paz bought are there.)

6. Manner Set

AROG KAINI	like this	(near the speaker)
AROG KAIYAN	like that	(far from the speaker, near the listener)
AROG KAITO	like that	(far from both the speaker and listener.)

Examples:

- a. Arog kaini ang pagluto ning pansit. (This is how you cook pansit.)
Arog kaini ang paggibo ning grammar notes. (This is how you make grammar notes.)
- b. Arog kaiyan ang pagkaon ning lansones. (That is how you eat lansones.)
Arog kaiyan ang pag-bake ning cake. (That is how you bake a cake.)
- c. Bukong arog kaito ang pag-inom ning beer, Malou. (That is not the way to drink beer, Malou.)
Arog kaito ang pagluto ning adobo? (Is that the way you cook adobo?)

II. PARTICLES

Particles are forms that add meaning to a sentence.

1. NA "already, now"

e.g.

May agom na si Josie.
(Josie is already married.)

Igwang aki na si Jose.
(Jose has already a child.)

2. PA "yet, still"

e.g.

Daraga pa si Maria buda Julia.
(Mary and Julia are still maidens.)

Dai pa nag-abot ang bisita.
(The visitor has not arrived yet.)

3. MAN "too, even"

e.g.

Humapit man lamang kamo.
(Please come to the house even for a few minutes.)

Karabaw man e, napagal man.
(Carabaos get tired, too.)

4. SANA "just, only"
e.g.
Diyang sana.
(Just there.)

Ini sana.
(Only this.)
5. DAA "expression to indicate indirect quotation"
e.g.
Doktor daa si Eddie.
((Someone said) Eddie is a doctor.)

Guwapo daa si Gerry.
((Someone said) Gerry is handsome.)
6. NGUNA "express a state of temporariness"
e.g.
Bayaan ko nguna kamo.
(I'll leave you first.)

Makaon nguna kita.
(Let's eat first.)
7. NAMAN "expresses a shift in viewpoint or role"
e.g.
Ako naman.
(It's my turn.)

Siya naman ang makanta.
(It's her turn to sing.)
8. KAYA "expresses uncertainty, indecision, speculation"
e.g.
Kasuarin kaya kamo magakakuwarta?
(When (do you think) will you have money?)

Sisay kaya ang maduman sa party.
((I wonder) who will be coming to the party.)
9. KUTA "expresses hope"
e.g.
Mapunta kuta siya dindi.
(I wish she will come.)

Magpakasal na kuta sa Janice buda Aga.
(I wish Janice and Aga will get married.)

10. PALAN "expresses mild surprise at a new information or unexpected turn of events/situation"

e.g.

Mahanlas palan dindi!
(I didn't know (that) it's slippery here!)

Magayon palan ang boses ni Inday.
(I don't know that Inday has a nice voice.)

11. YATA "expresses uncertainty"

e.g.

Dakul ka yatang labahan.
(You seem to have many clothes to wash.)

Dai yata maabot ang meyor.
(It seems that the Mayor is not coming.)

12. BAAD "expresses uncertainty"

e.g.

Baad Intsik si Yda.
(Maybe Yda is Chinese.)

Baad pulis si Mike.
(Maybe Mike is a policeman.)

Note: The difference between YATA and BAAD is that the former is never found at the beginning of a sentence while the latter is always found at the beginning of the sentence.

13. NGANI "expresses emphasis in some structure"

e.g.

Iyo ngani dakul ning tawo.
(Oh yes, there are too many people.)

Iyo ngani, masiram ang luto ni Medy.
(Medy's cooking is really good.)

14. O "is used either as a sentence opener or closer which means "PLEASE, NOW, SEE, or OKAY". At the same time it expresses the idea that a statement is also meant as a command. What softens the statement into a request in MAN.

e.g.

Hilingon mo man ang mga aki, o.
(Look at the children.)

Tabangan mo man ako, o.
(Please help me.)

15. E "expresses a reason related to a preceding idea".
e.g.

Dai ako maduman. Baad maawat ka, e.
(I won't go. It might be very late for me.)

Dai ako maiba. Dai ka man maduman, e.
(I'm not going because you're not there.)

16. BAGA "question particle", when added to a statement becomes a YES-NO question.

e.g.

Nagduman ka baga sa banwa?
(Did you go to town?)

Nagsakay baga sinda sa awto?
(Did they ride in a jeepney?)

III. THE CONJUNCTIONS/CONNECTORS

There are two groups of conjunctions or connectors in Bikol-Viracnon that may be used in combining two or more basic sentences.

- A. The Coordinating Conjunctions
- B. The Subordinating Conjunctions

A. The Coordinating Conjunctions

Bikol-Viracnon language has a number of conjunctions that express varying relationship of coordination such as: Additional, Contrast, Choice, and Negation.

Below are the Bikol-Viracnon coordinating conjunctions with the relationship that they express:

1. For Addition

BUDA "and"

e.g. Mainit sa Laguna.
(It is hot in Laguna.)

Matapog sa Laguna.
(It is dusty in Laguna.)

Combined Sentence:

Mainit buda matâpog sa Laguna.
(It is hot and dusty in Laguna.)

2. For addition showing sequence of events

SAKA "and also"

e.g.

· Nagduman siya sa Post Office.
(He went to the Post Office.)

Nagduman siya sa saod.
(He went to the market.)

Combined Sentence:

Nagduman siya sa Post Office saka sa saod.
(He went to the Post Office and also to the market,)

3. For addition showing result of first event

TA NGANING "and so, so that"

e.g.

Mag-adal ka.
(Study.)

Dai ka madipisilan sa buhay.
(You won't have difficulty in life.)

Combined Sentence:

Mag-adal ka ta nganing dai ka madipisilan sa buhay.
(Study so that you won't have difficulty in life.)

4. BAKO LAMANG KUNDI PA "not only.... but also"

e.g.

Magayon siya.
(She is pretty.)

Intelihente siya.
(She is intelligent.)

Combined Sentence:

Bako lamang siya magayon kundi intelihente pa.
(She's not only pretty but also intelligent.)

or Bako la nang siyang magayon, intelihente pa.

5. For Contrast

PERO "but"

e.g. Mahal ang mangga.
(Mango is expensive.)

Masiram ang mangga.
(Mango is delicious.)

Combined Sentence:

Mahal ang mangga pero masiram.
(Mango is expensive but delicious.)

6. For choice

O "or"

e.g. Gusto mo бага ning kape?
(Do you want coffee?)

Gusto mo бага ning tsaa?
(Do you want tea?)

Combined Sentence:

Gusto mo бага ning kape o tsaa?
(Do you want coffee or tea?)

7. For Negation

NI NI "neither nor"

e.g. Dai niya ako bisto.
(He does not know me.)

Dai niya ika bisto.
(He does not know you.)

Combined Sentence:

Ni ako ni ika dai niya bisto.
(He knows neither you nor me.)

B. The Subordinating Conjunctions

Bikol-Viracnon has several conjunctions expressing relations of subordination between or among sentences of unequal importance. The important sentence is usually the lead sentence introduced by a subordinating conjunction, that expresses its relationship to the important sentence. Below are the Bikol-Viracnon subordinating conjunctions with the relationship that they express.

1. For reason

TA "because"
PANO "because of"
TA PANO "for the reason that"

e.g. Mamondo si Juan.
(Juan is sad.)

Nagadan ang ayam niya.
(His dog died.)

Combination Sentence:

Mamondo si Juan ta nagadan ang ayam niya.
(Juan is sad because his dog died.)

2. For purpose

PARA "so that"

e.g. Nag-aadal siya ning Bikol-Viracnon.
(He is studying Bikol-Viracnon.)

Madali niyang matabangan ang mga tawo sa barangay niya.
(He can quickly help the people in his barangay.)

Combined Sentence:

Nag-aadal siya ning Bikol-Viracnon para madali niyang matabangan ang mga tawo sa barangay niya.
(He is studying Tagalog so he can quickly help the people in his barangay.)

3. For time

BAGO	"before"
PAGKATAPOS/TAPOS	"after"
MIENTRAS	"while"
KANG	"when"
HANGGANG	"until"

e.g. Nagkaon ngona siya.
(He ate first.)

Naghali siya.
(He left.)

Combined Sentence:

Nagkaon ngona siya bago naghali.
(He ate first before he left.)

Naghali siya pagkatapos magkaon.
(He left after eating.)

Mientras gakaturog ang aki, maglayat ang ayam.
(While the baby was sleeping, the dog barked.)

Gakaturog ang aki kang paglayat ning ayam.
(The baby was sleeping when the dog barked.)

Gatilos ang mg tawo puon kang pagbagyo.
(The people have suffered since it stormed.)

Matrabaho ako hanggang matapos ang proyekto.
(I'll work until my project is finished.)

4. For condition

KUNG "if"

Kung dai pa siya magkaturog, manood nguna ako ning T.V.
(If he doesn't sleep yet, I'll watch TV first.)

5. For concession

MASKI "even though"

e.g. Gatrabaho siya maski na may helang.
(He works even though he is sick.)

6. For result

KAYA "so, that's why"

e.g. May ginigibo siya kaya dai siya nakaduman sa party mo.
(She was doing something that's why she couldn't go to
your party.)

IV. THE INFORMATION QUESTIONS

A Bikol-Viracnon statement may be transformed into an information question by using the question word that will elicit the desired information in the response.

Below is the list of question words in Bikol-Viracnon and the information that each question word elicits.

- | | | |
|-------------|------------|--|
| 1. SISAY | "who" | |
| 2. ANO | "what" | |
| 3. SAIN | "where" | (it is used to ask for both location and direction) |
| 4. HAEN | "where" | (used to ask for location of a person or thing) |
| 5. PERA | "how many" | (used to ask for quantity) |
| 6. KASUARIN | "when" | |
| 7. GURANO | "how much" | (used to ask for price) |
| 8. ARIN | "which" | |
| 9. KISAY | "whose" | |
| 10. PAN-O | "how" | (used to ask both manner of doing something and direction) |
| 11. NGATA | "why" | |

Examples:

1. Sisay ka?
(Who are you?)

Sisay ang mga magurang mo?
(Who are your parents?)

2. Ano ang ngaran mo?
(What is your name?)

Ano ang lulo mo?
(What is your nickname?)

3. Sain ang haLong mo?
(Where is your house?)

4. Haen ang ama mo?
(Where is your father?)

Haen ang lapis ko?
(Where is my pencil?)

5. Pera ang aki mo?
(How many children do you have?)

Pera ang amiga mo?
(How many friends do you have?)

6. Kasuarin ka mahali?
(When are you leaving?)

Kasuarin ka nagabot?
(When did you arrive?)

7. Gurano ang beer?
(How much is the beer?)

Gurano ang pinya?
(How much is the pineapple?)

8. Arin ang gusto mo, pula o puti?
(Which do you like, red or white?)

Arin ang magayon/madyag, magawto o magbike?
(Which is good, to ride in a jeepney or to ride in a trike?)

9. Kisay ining libro?
(Whose book is this?)

Kisay itong harong?
(Whose house is that?)

10. Pan-o ang pagkaon mo kaini? (manner)
(How do you eat this?)

Pan-o ang pagduman sa site mo? (direction)
(How do you get to your site?)

11. Ngata ta gaiyak/gahibi ka?
(Why are you crying?)

Ngata ta namondo ka?
(Why are you lonely?)

V. ADJECTIVES

An adjective is a word that describes a noun or a pronoun.

1. Simple Form

a. Without Affix

Tama ang simbag mo.
(Your answer is right.)

Maniwang si .
(He is thin.)

b. With Affix

Magayon ang aki.
(The child is beautiful.)

Palasugot si Peter.
(Peter is a joker.)

Below are the forms of adjectives:

1. Prefixes

a. The positive is used to describe the quality of a person or thing.

e.g. Maboot si Helen.
(Helen is good.)

Makalumang babae siya.
(She is a conservative woman.)

2. The comparative degree has three uses:

a. To express equality. For this, we use the words "PAREHO and AROG" (as or like)

e.g. Magayon si Maria arog ki Elena
Magayon si Maria pareho ki Elena.
(Mary is as beautiful as Elena.)

b. To express the quality existing in a higher degree. We use the words "KISA (than), and LALO or MAS" (more).

e.g. Mas magayon si Maria kisa ki Elena.
Lalong magayon si Maria kisa ki Elena.
(Maria is prettier than Elena.)

c. To express a quality existing in a lower or less degree. For this, we use the following expressions: BAKONG KA NI.

e.g. Bakong kagayon ni Maria si Elena.
(Maria is not as beautiful as Elena.)

3. The Intensive degree expresses the quality in a more forceful and emphatic form. There are many ways of expressing this degree, most commonly used are the following:

e.g. magayon-magayon
(very beautiful)

malinig-linig
(very clean)

makusog-kusog
(very strong)

4. By the use of the prefix PAKA to the root.

e.g. pakagayon
(very beautiful)

pakalinig
(very clean)

pagkaburad
(very lazy)

5. The superlative degree denotes a quality existing in the highest degree. The prefix PINAKA is used with the positive degree of the adjective more than the other superlative forms we have.

e.g. pinakamagayon
(most beautiful)

pinakamalinig
(cleanest)

pinakaburad
(laziest)

6. MAKA + root word means "in favor" or "supportive of"

e.g. maka + luma = makaluma
 (old) = (conservative)

 maka + Marcos = maka-Marcos
 (for Marcos)

Note: Root word is usually an adjective.

7. PALA + root word means "fond of"

e.g. pala + gulo = palagulo
 (laugh) = (fond of laughing)

Note: If root word is a verb, use "PALA"
if root word is a noun, use "MAKA"

e.g. maki + ikos = makikuting
 (cat) (fond of cat)

8. MA + root word means "a person who is (adjective)"

e.g. ma + hambog = mahambog
 (boast) = boastful

Note: Root is always a noun.

9. NAKA + root word means "being in a particular position"

e.g. naka + tukaw = nakatukaw
 (sit) = (seated)

10. NAKA + root word means "wearing a certain (item)"

e.g. naka + sapatos = nakasapatos
 (shoes) = (wearing shoes)

Note: Root word is usually a noun.

11. KA + root word means "exuding a particular trait".

e.g. ka + galang = kagalang-galang
(respect) (respectable)

12. MA + root word means "expressing plurality or characteristics inherent to the nouns themselves".

e.g. ma + tawo = matawo
(man) (lots of people)

ma + manok = manamok
(mosquito) (lots of mosquitoes)

13. Exclamatory Form : pagka + infixation of IN

e.g. pagka + gayon = pagkaginayon
(beauty) (how beautiful/pretty)

14. Modearative Form : MA/MAURO

e.g. ma + askad = maaskad-askad
(salty) (rather salty)

Note: Root word is usually repeated, if a noun.

another e.g.

mauro + askad = mauroaskad
(salty) (rather salty)

15. Plural Form : KA

ka + infixation of RA to the first syllable of the word

e.g. ka + darakula = kadarakula
(big) (are big)

Ka + saraday = kasaraday
(small) (are small)

Note: The plural adjectival predicate requires a subject which may or may not be marked for plural.

e.g. Kadarakula ng mangga sa Zambales.
(Mangoes in Zambales are big.)

B. Suffixes

1. Root word + ON/HON means "susceptible to _____".

e.g. sipon + on = siponon
(cold) (susceptible to cough)

ubo + hon = ubohon
(cough) (susceptible to cough)

Note: Root word is usually a noun.

2. Root word + ON/HON means "person who tends to _____"

e.g. hibi + on = hibion
(cry) (cries easily)

3. Affix Combination

ARA + root word + (H) an means "requiring a particular quality"

e.g. ara + listo + han = aralistuhan
(speed) (requiring speed)

MA + reduplication of the first syllable of the root + ON means "a person who is inclined to be _____".

e.g. ma + supog + on = masusup(o)gon
(embarrassment) (shy, timid)

D. Word Reduplicaiton

When a word is reduplicated, more emphasis or intensity is placed on the word, as in the examples.

luho luho-luho
(with a hole) (full of holes)

uyag uyag-uyag
(damaged) (seriously damaged)

gisi gisi-gisi
(torn) (really torn into pieces)

VI. NEGATION IN BIKOL-VIRACNON

Bikol-Viracnon expresses six distinct negation concepts. These are as follows:

1. Negation of an EVENT

The EVENT which is a process or activity may have been begun or not begun.

Begun Event	Dai nagdaLagan ang aki. (The boy did not run.)
Not Begun Event	Dai madaLagan ang aki. (The boy will not run.)

2. Negation of a STATE

A STATE is not a process nor activity. This is usually expressed by nouns for identification and by adjectives for description.

Bakong doktor ang laLaki.
(The man is not a doctor.)

Bako siyang haLangkaw.
(He is not tall.)

3. Negation of a KNOWLEDGE

KNOWLEDGE here means knowledge of the fact or having the ability or skill to do something.

KNOWLEDGE of Fact	Dai ko aLam ang ngaLan mo. (I do not know your name.)
Ability of Skill	Dai ako batic maglangoy. (I don't know how to swim.)

4. Negation of a DESIRE

DESIRE	Habo ako kaiyan. (I do not like that.)
--------	---

5. Negation of an EXISTENCE

EXISTENCE here refers to two concepts. The possession of an item and the presence of an item in a given location.

EXISTENCE - Possession Dai akong pen.
(I don't have a pen.)

EXISTENCE - Location Daing pen dindi.
(There are no pens anywhere here.)

6. NEGATION of a COMMAND

COMMAND Dai ka magduman.
(Don't go.)

These negation concepts are all expressed in English by the negation word NOT and occasionally NEVER or NO. But in Bikol-Viracnon, certain different negation concepts and distinctions within a concept are expressed by different negation words.

VII. LINKERS

These are forms used to signify a relationship between a modifier and a modified word. In English, this is not necessary since the modifier and the modified are in a strict word order, such as:

"big house" not "house big"

In Bikol-Viracnon, the word order of the modifier and the modified is free.

e.g. Modifier + Modified
 Modified + Modifier

To show that the forms are in a modification relationship (in both orders), linkers are used between the forms.

Adjective + Linker + Noun

or Noun + Linker + Adjective

The linkers are used after the first word as follows:

If the first word in the sentence ends in a vowel, the linker NG is attached to the word.

e.g. laLaking maboot
(good/kind man)

daLagang magayon.
(beautiful woman.)

if it ends in a consonant, the linker NA occurs following the first word.

e.g. malipot - malipot na beer
(cold beer)

harong - haLong na dakuLa
(big house)

Other uses of linkers

1. Attached to question word as part of modification sequence.

pera - perang bote
(how many bottles)

arin - arin na tindahan
(which store)

2. Between a number and an item in a phrase

saLong bola - (one ball)

apat na kotse - (four cars)

3. Between a demonstrative pronoun and a noun

ining libro - (this book)

iyang kanto - (that corner)

4. Between an adverb and a verb

nahaLang na magkaon - (lazily ate)

alistong naghali - (quickly left)

5. Between a pseudoverb and a verb

Puwedeng magsurat dindi?
(Can I write here?)

Gustong magparibot ni Belle.
(Belle wants to go home.)

6. With time expressions

sa maabot na semana - this coming week

kasu-saLong semana - last week

7. In an embedded sentence

Uya si Ana na kaamiga ko.
(Ana, who is my friend, is here.)

Gadal pa si Pedro na aki ni Mr. Santos.
(Pedro, who is the son of Mr. Santos, is still studying.)

VIII. MARKERS

A marker is a grammatical form that signals the entrance of a noun or verb with an implied noun-doer in a sentence. These forms may be equivalent to the English articles or prepositions.

MARKERS

Personal Name	Common Name
Subject	Subject
Singular - SI	Singular - ANG
Plural - SA	Plural - ANG MGA
Non-Subject	Non-Subject
Singular - NI	Singular - NING
KI	
PARA KI	
Plural - NA	Plural - NING MGA
KA	
PARA KA	
Other Markers	
To indicate time:	
ala una -	one o'clock
alas dos -	two o'clock

To indicate past/future time:

For days -

kan sa ^{Long} Domingo	-	last Sunday
kasu-sa ^{Long} semana	-	last week
sa masunod na Lunes	-	Next Monday

For months -

sa Enero	-	in January
sa Disyembre	-	in December
sa masunod na Enero	-	next January

For week -

sa sa ^{Long} semana	-	next week
------------------------------	---	-----------

For number

sa ika-tu ^{Lo} ning aga	-	at three o'clock in the morning
sa ika duwa ning Enero	-	on January 2nd
pangduwa sa klase	-	2nd in class

To indicate Place

SA is a versatile word in Bikol-Viracnon. It is used for English prepositions, "in, to, from, into, on, for, through, at, etc."

SA as "in"

Gakaturrog siya sa kuarto.
(She is sleeping in the room.)

Makanta siya sa satong program.
(She will sing in our program.)

SA as "to"

Mapunta kami sa Banaue sa aga.
(We shall go to Banaue tomorrow.)

Itatao ko ini sa saiya.
(I shall give this to her.)

SA as "from"

Hali kami sa Baguio.
(We came from Baguio.)

Sa nabasa ko, bakong husto iyan.
(From what I read, that is not true.)

SA as "on"

Bago ang libro sa lamesa.
(The book on the table is new.)

Magayon ang bu~~L~~ak sa larnesita.
(The flower on the small table is new.)

SA as "into"

Lumukso ang ayam sa sarog.
(The dog jumped into the river.)

Isaburag mo ang atî sa lata.
(Throw the garbage into the can.)

SA as "through"

Nag-agi siya sa bintana.
(He passed through the window.)

Siya ang president mi sa taong ini.
(She is our president through the years.)

SA as "at"

Piglinig niya ang mga bintana sa eskuwelahan.
(She cleans the windows at the school.)

Gasurat ako sa banggi.
(I usually write at night.)

SA in a prepositional phrase

sa laog
(inside)

Naglaog ang ina sa laog ning haLong.
(Mother went inside the room.)

sa luwas
(outside)

Nagtindog kami sa luwas ning haLong.
(We stood outside the house.)

sa atubangan
(in front)

Gaestar sinda sa atubangan ning simbahan.
(They live in front of the church.)

sa kataid
(beside)

Tumukaw ka sa kataid ko.
(Sit beside me.)

sa gitna
(in the middle)

Nagtukaw ang aki sa gitna.
(The child sat in the middle.)

sa pag-urtanan
(in the middle)

Tinamaan siya ning bala sa pag-urtanan ning duwang mata.
(She was hit by a bullet in between the eyes.)

sa likod
(behind)

Nag-agi siya sa likod ning haLong.
(She passed behind the house.)

sa ibabaw
(below)

Nagduman ang lalaki sa ibaba.
(The man went below.)

In all above uses, SA can be changed to YAON SA if we like to state the location of someone or something.

SA with MAY means "near or about"

e.g.

Gaestar sinda sa may Roxas Boulevard.
(She lives near Roxas Boulevard.)

SPECIAL VERB FORMS IN BIKOL-VIRACNON

	CAUSATIVE	ABILITATIVE	COLLECTIVE	ASSOCIATIVE	PLURAL	COLLECTIVE ABILITATIVE
AGENTIVE 1. Causing agent	MAGPA Nagpaluto ako saiya ning pansit.	MAKA Nakahali ako.	MAG-AN Nagparalaganan kami.	MAKI Nakiapod ako sa sainda.	MAG-RA Nagparalaganan na sinda.	MAKAPA Nakapataba sa sakuya ito.
2. Natural agent	PA-IN Pinaluto ko siya ning pansit.	MAKAPAG Nakapagluto-ako ning pansit.		NAKI Nakibayle ako sa saiya.		MAPA Napakanta ko siya.
OBJECTIVE	IPA Iपालuto ko sa saiya ang pansit.	KA-ON Kahoronon mo si Pedro. MAPAG-AN Napag-isipan ko na iyan.	PAG-AN Pagsaruhan nindo ini.	PAKI Pakiapod mo siya. IPINAKI Ipinakihoron ko ini sa saiya.		
BENEFACTIVE						NAIPA Naipabakal ko si Ana ning bulong sa surugoon.
LOCATIVE	PA-AN Pinapuntahan ko ki Ana ang botika.			PAKI-AN Pakihoronan mo siya.		MAPA-AN Napupuntahan ko iya ki Ana ang botika sa kanto.
INSTRUMENTAL		MAIPANG Naipaluwas ko na ini.				

SIMPLE VERB FORMS IN
BIKOL-VIRACNON LANGUAGE

VERB UM ASPECT	F ACTOR	O OBJECT	C LOCATIVE	U BENEFACTIVE	S INSTRUMENTAL
INFINITIVE	Uminom Bumakal	Inumon Bakalon	Inumon Bakalan	Ibakal	Ipangbakar
IMPERATIVE	Uminom Bumakal	Inumon Bakalon	Inumon Bakalan	Ibakal	Ipangbakar
ABC	Uminom Bumakal	Ininom Binakal	Ininoman Binakalan	Ibinakal	Ipangbabakar
ABNC		Iniinom Binabakal	Iniinoman Binabakalan	Ibinabakal	Ipinangbabakar
ANB		Inumon Babakalon	Inuman Babakalan	Ibakal	Ipinangbakar
ABRC	Minainom Minabakal				

VERB	F	O	C	U	S
MAG	ACTOR	OBJECT	LOCATIVE	BENEFACTIVE	INSTRUMENTAL
ASPECT					
INFINITIVE	Magsurat Magbayle	Suraton Baylehon	Suratan Baylehan	Isurat Ibayle	Ipangsurat Ipangbayle
IMPERATIVE	Magsurat Magbayle	Suraton Baylehon	Suratan Baylehan	Isurat Ibayle	Ipangsurat Ipangbayle
ABC	Nagsurat Nagbayle	Pigsurat Pigbayle	Pigsuratan Pigbaylehan	Isinurat Ibinayle	Ipinangsurat Ipinangbayle
ABNC	Gasurat Gabayle	Pigasurat Pigabayle	Pigasuratan Pigabaylehan	Isinusurat Ibinabayle	Ipinangsurat Ipinangbayle
ANB	Masurat Mabayle	Susuraton Babaylehon	Susuratan Babaylehan	Isusurat Ibabayle	Ipangsurat Ibababayle
ABRC	Minasurat Minabayle				