

ANIMALS
AND
PLANTS
UNDER
DOMESTICATION

DARWIN.

VOL. I.

LONDON, JOHN MURRAY

S
S
ON

HBH (4) . 1



MUSEUM OF ZOOLOGY

BEQUEATHED BY

ALFRED NEWTON, M.A., F.R.S.,

FELLOW OF MAGDALENE COLLEGE,

PROFESSOR OF ZOOLOGY AND

COMPARATIVE ANATOMY,

1866—1907

From the Author

Alfred Russel Wallace
1868.

THE VARIATION
OF
ANIMALS AND PLANTS
UNDER DOMESTICATION.

By CHARLES DARWIN, M.A., F.R.S., &c.

IN TWO VOLUMES.—VOL. I.

WITH ILLUSTRATIONS.

LONDON:
JOHN MURRAY, ALBEMARLE STREET.

1868.

The right of Translation is reserved.

BY THE SAME AUTHOR.

ON THE ORIGIN OF SPECIES BY MEANS OF NATURAL SELECTION; or The PRESERVATION of FAVOURED RACES in the STRUGGLE for LIFE. Fourth Edition (*Eighth Thousand*), with Additions and Corrections. 1866. MURRAY.

A NATURALIST'S VOYAGE ROUND THE WORLD; or, A JOURNAL OF RESEARCHES into the NATURAL HISTORY and GEOLOGY of the COUNTRIES visited during the Voyage of H.M.S. *Bengle*, under the Command of Capt. FITZ-ROY, R.N. *Tenth Thousand*. MURRAY.

ON THE STRUCTURE AND DISTRIBUTION OF CORAL REEFS. SMITH, ELDER, & Co.

GEOLOGICAL OBSERVATIONS ON VOLCANIC ISLANDS. SMITH, ELDER, & Co.

GEOLOGICAL OBSERVATIONS ON SOUTH AMERICA. SMITH, ELDER, & Co.

A MONOGRAPH OF THE CIRRIPIEDIA. With numerous Illustrations. 2 vols. 8vo. HARDWICKE.

ON THE VARIOUS CONTRIVANCES BY WHICH BRITISH AND FOREIGN ORCHIDS ARE FERTILISED BY INSECTS; and on the GOOD EFFECTS of CROSSING. With numerous Woodcuts. MURRAY.

ON THE MOVEMENTS and HABITS of CLIMBING PLANTS. With Woodcuts. WILLIAMS & NORGATE.

CONTENTS OF VOLUME I.

INTRODUCTION Page 1

CHAPTER I.

DOMESTIC DOGS AND CATS.

ANCIENT VARIETIES OF THE DOG — RESEMBLANCE OF DOMESTIC DOGS IN VARIOUS COUNTRIES TO NATIVE CANINE SPECIES — ANIMALS NOT ACQUAINTED WITH MAN AT FIRST FEARLESS — DOGS RESEMBLING WOLVES AND JACKALS — HABIT OF BARKING ACQUIRED AND LOST — FERAL DOGS — TAN-COLOURED EYE-SPOTS — PERIOD OF GESTATION — OFFENSIVE ODOUR — FERTILITY OF THE RACES WHEN CROSSED — DIFFERENCES IN THE SEVERAL RACES IN PART DUE TO DESCENT FROM DISTINCT SPECIES — DIFFERENCES IN THE SKULL AND TEETH — DIFFERENCES IN THE BODY, IN CONSTITUTION — FEW IMPORTANT DIFFERENCES HAVE BEEN FIXED BY SELECTION — DIRECT ACTION OF CLIMATE — WATER-DOGS WITH PALMATED FEET — HISTORY OF THE CHANGES WHICH CERTAIN ENGLISH RACES OF THE DOG HAVE GRADUALLY UNDERGONE THROUGH SELECTION — EXTINCTION OF THE LESS IMPROVED SUB-BREEDS.

CATS, CROSSED WITH SEVERAL SPECIES — DIFFERENT BREEDS FOUND ONLY IN SEPARATED COUNTRIES — DIRECT EFFECTS OF THE CONDITIONS OF LIFE — FERAL CATS — INDIVIDUAL VARIABILITY 15

CHAPTER II.

HORSES AND ASSES.

HORSE. — DIFFERENCES IN THE BREEDS — INDIVIDUAL VARIABILITY OF — DIRECT EFFECTS OF THE CONDITIONS OF LIFE — CAN WITHSTAND MUCH COLD — BREEDS MUCH MODIFIED BY SELECTION — COLOURS OF THE HORSE — DAPPLELING — DARK STRIPES ON THE SPINE, LEGS, SHOULDERS, AND FOREHEAD — DUN-COLOURED HORSES MOST FREQUENTLY STRIPED — STRIPES PROBABLY DUE TO REVERSION TO THE PRIMITIVE STATE OF THE HORSE.

ASSES. — BREEDS OF — COLOUR OF — LEG- AND SHOULDER- STRIPES — SHOULDER-STRIPES SOMETIMES ABSENT, SOMETIMES FORKED 49

CHAPTER III.

PIGS — CATTLE — SHEEP — GOATS.

PIGS BELONG TO TWO DISTINCT TYPES, *SUS SCROFA* AND *INDICA* — TOEP-SCHWEIN — JAPAN PIG — FERTILITY OF CROSSED PIGS — CHANGES IN THE SKULL OF THE HIGHLY CULTIVATED RACES — CONVERGENCE OF CHARACTER — GESTATION — SOLID-HOOVED SWINE — CURIOUS APPENDAGES TO THE JAWS — DECREASE IN SIZE OF THE TUSKS — YOUNG PIGS LONGITUDINALLY STRIPED — FERAL PIGS — CROSSED BREEDS.

CATTLE. — ZEBU A DISTINCT SPECIES — EUROPEAN CATTLE PROBABLY DESCENDED FROM THREE WILD FORMS — ALL THE RACES NOW FERTILE TOGETHER — BRITISH

PARK CATTLE — ON THE COLOUR OF THE ABORIGINAL SPECIES — CONSTITUTIONAL DIFFERENCES — SOUTH AFRICAN RACES — SOUTH AMERICAN RACES — NIATA CATTLE — ORIGIN OF THE VARIOUS RACES OF CATTLE.	
SHEEP. — REMARKABLE RACES OF — VARIATIONS ATTACHED TO THE MALE SEX — ADAPTATIONS TO VARIOUS CONDITIONS — GESTATION OF — CHANGES IN THE WOOL — SEMI-MONSTROUS BREEDS.	
GOATS. — REMARKABLE VARIATIONS OF	Page 65

CHAPTER IV.

DOMESTIC RABBITS.

DOMESTIC RABBITS DESCENDED FROM THE COMMON WILD RABBIT — ANCIENT DOMESTICATION — ANCIENT SELECTION — LARGE LOP-EARED RABBITS — VARIOUS BREEDS — FLUCTUATING CHARACTERS — ORIGIN OF THE HIMALAYAN BREED — CURIOUS CASE OF INHERITANCE — FERAL RABBITS IN JAMAICA AND THE FALKLAND ISLANDS — PORTO SANTO FERAL RABBITS — OSTEOLOGICAL CHARACTERS — SKULL — SKULL OF HALF-LOP RABBITS — VARIATIONS IN THE SKULL ANALOGOUS TO DIFFERENCES IN DIFFERENT SPECIES OF HARES — VERTEBRLE — STERNUM — SCAPULA — EFFECTS OF USE AND DISUSE ON THE PROPORTIONS OF THE LIMBS AND BODY — CAPACITY OF THE SKULL AND REDUCED SIZE OF THE BRAIN — SUMMARY ON THE MODIFICATIONS OF DOMESTICATED RABBITS	103
---	-----

CHAPTER V.

DOMESTIC PIGEONS.

ENUMERATION AND DESCRIPTION OF THE SEVERAL BREEDS — INDIVIDUAL VARIABILITY — VARIATIONS OF A REMARKABLE NATURE — OSTEOLOGICAL CHARACTERS: SKULL, LOWER JAW, NUMBER OF VERTEBRLE — CORRELATION OF GROWTH: TONGUE WITH BEAK; EYELIDS AND NOSTRILS WITH WATTLED SKIN — NUMBER OF WING-FEATHERS, AND LENGTH OF WING — COLOUR AND DOWN — WEBBED AND FEATHERED FEET — ON THE EFFECTS OF DISUSE — LENGTH OF FEET IN CORRELATION WITH LENGTH OF BEAK — LENGTH OF STERNUM, SCAPULA, AND FURCULA — LENGTH OF WINGS — SUMMARY ON THE POINTS OF DIFFERENCE IN THE SEVERAL BREEDS	131
--	-----

CHAPTER VI.

PIGEONS—*continued.*

ON THE ABORIGINAL PARENT-STOCK OF THE SEVERAL DOMESTIC RACES — HABITS OF LIFE — WILD RACES OF THE ROCK-PIGEON — DOVECOOT-PIGEONS — PROOFS OF THE DESCENT OF THE SEVERAL RACES FROM COLUMBA LIVIA — FERTILITY OF THE RACES WHEN CROSSED — REVERSION TO THE PLUMAGE OF THE WILD ROCK-PIGEON — CIRCUMSTANCES FAVOURABLE TO THE FORMATION OF THE RACES — ANTIQUITY AND HISTORY OF THE PRINCIPAL RACES — MANNER OF THEIR FORMATION — SELECTION — UNCONSCIOUS SELECTION — CARE TAKEN BY FANCIERS IN SELECTING THEIR BIRDS — SLIGHTLY DIFFERENT STRAINS GRADUALLY CHANGE INTO WELL-MARKED BREEDS — EXTINCTION OF INTERMEDIATE FORMS — CERTAIN BREEDS REMAIN PERMANENT, WHILST OTHERS CHANGE — SUMMARY	180
--	-----

CHAPTER VII.

FOWLS.

BRIEF DESCRIPTIONS OF THE CHIEF BREEDS — ARGUMENTS IN FAVOUR OF THEIR DESCENT FROM SEVERAL SPECIES — ARGUMENTS IN FAVOUR OF ALL THE BREEDS HAVING DESCENDED FROM GALLUS BANKIVA — REVERSION TO THE PARENT-STOCK IN COLOUR — ANALOGOUS VARIATIONS — ANCIENT HISTORY OF THE FOWL — EXTERNAL DIFFERENCES BETWEEN THE SEVERAL BREEDS — EGGS — CHICKENS — SECONDARY SEXUAL CHARACTERS — WING- AND TAIL-FEATHERS, VOICE, DISPOSITION, ETC. — OSTEOLOGICAL DIFFERENCES IN THE SKULL, VERTEBRÆ, ETC. — EFFECTS OF USE AND DISUSE ON CERTAIN PARTS — CORRELATION OF GROWTH

Page 225

CHAPTER VIII.

DUCKS — GOOSE — PEACOCK — TURKEY — GUINEA-FOWL — CANARY-BIRD — GOLD-FISH — HIVE-BEES — SILK-MOTHS.

DUCKS, SEVERAL BREEDS OF — PROGRESS OF DOMESTICATION — ORIGIN OF, FROM THE COMMON WILD-DUCK — DIFFERENCES IN THE DIFFERENT BREEDS — OSTEOLOGICAL DIFFERENCES — EFFECTS OF USE AND DISUSE ON THE LIMB-BONES.

GOOSE, ANCIENTLY DOMESTICATED — LITTLE VARIATION OF — SERAPTOPOL BREED.

PEACOCK, ORIGIN OF BLACK-SHOULDERED BREED.

TURKEY, BREEDS OF — CROSSED WITH THE UNITED STATES SPECIES — EFFECTS OF CLIMATE ON.

GUINEA-FOWL, CANARY-BIRD, GOLD-FISH, HIVE-BEES.

SILK-MOTHS, SPECIES AND BREEDS OF — ANCIENTLY DOMESTICATED — CARE IN THEIR SELECTION — DIFFERENCES IN THE DIFFERENT RACES — IN THE EGG, CATERPILLAR, AND COCOON STATES — INHERITANCE OF CHARACTERS — IMPERFECT WINGS — LOST INSTINCTS — CORRELATED CHARACTERS 276

CHAPTER IX.

CULTIVATED PLANTS: CEREAL AND CULINARY PLANTS.

PRELIMINARY REMARKS ON THE NUMBER AND PARENTAGE OF CULTIVATED PLANTS — FIRST STEPS IN CULTIVATION — GEOGRAPHICAL DISTRIBUTION OF CULTIVATED PLANTS.

CEREALIA. — DOUBTS ON THE NUMBER OF SPECIES. — WHEAT: VARIETIES OF — INDIVIDUAL VARIABILITY — CHANGED HABITS — SELECTION — ANCIENT HISTORY OF THE VARIETIES. — MAIZE: GREAT VARIATION OF — DIRECT ACTION OF CLIMATE ON.

CULINARY PLANTS. — CABBAGES: VARIETIES OF, IN FOLIAGE AND STEMS, BUT NOT IN OTHER PARTS — PARENTAGE OF — OTHER SPECIES OF BRASSICA. — PEAS: AMOUNT OF DIFFERENCE IN THE SEVERAL KINDS, CHIEFLY IN THE PODS AND SEED — SOME VARIETIES CONSTANT, SOME HIGHLY VARIABLE — DO NOT INTERCROSS.

— BEANS, — POTATOES: NUMEROUS VARIETIES OF — DIFFERING LITTLE, EXCEPT IN THE TUBERS — CHARACTERS INHERITED 305

CHAPTER X.

PLANTS *continued* — FRUITS — ORNAMENTAL TREES — FLOWERS.

FRUITS. — GRAPES — VARY IN ODD AND TRIFLING PARTICULARS. — MULBERRY. — THE ORANGE GROUP — SINGULAR RESULTS FROM CROSSING. — PEACH AND NECTARINE — BUD-VARIATION — ANALOGOUS VARIATION — RELATION TO THE ALMOND. — APRICOT. — PLUMS — VARIATION IN THEIR STONES. — CHERRIES — SINGULAR VARIETIES OF. — APPLE. — PEAR. — STRAWBERRY — INTERBLENDING OF THE ORIGINAL FORMS. — GOOSEBERRY — STEADY INCREASE IN SIZE OF THE FRUIT — VARIETIES OF. — WALNUT. — NUT. — CUCURBITACEOUS PLANTS — WONDERFUL VARIATION OF.

ORNAMENTAL TREES — THEIR VARIATION IN DEGREE AND KIND — ASH-TREE — SCOTCH-FIR — Hawthorn.

FLOWERS — MULTIPLE ORIGIN OF MANY KINDS — VARIATION IN CONSTITUTIONAL PECULIARITIES — KIND OF VARIATION. — ROSES — SEVERAL SPECIES CULTIVATED. — PANSY. — DAHLIA. — HYACINTH, HISTORY AND VARIATION OF

Page 332

CHAPTER XI.

ON BUD-VARIATION, AND ON CERTAIN ANOMALOUS MODES OF REPRODUCTION AND VARIATION.

BUD-VARIATIONS IN THE PEACH, PLUM, CHERRY, VINE, GOOSEBERRY, CURRANT, AND BANANA, AS SHOWN BY THE MODIFIED FRUIT — IN FLOWERS: CAMELLIAS, AZALEAS, CHRYSANTHEMUMS, ROSES, ETC. — ON THE RUNNING OF THE COLOUR IN CARNATIONS — BUD-VARIATIONS IN LEAVES — VARIATIONS BY SUCKERS, TUBERS, AND BULBS — ON THE BREAKING OF TULIPS — BUD-VARIATIONS GRADUATE INTO CHANGES CONSEQUENT ON CHANGED CONDITIONS OF LIFE — CYTISUS ADAMI, ITS ORIGIN AND TRANSFORMATION — ON THE UNION OF TWO DIFFERENT EMBRYOS IN ONE SEED — THE TRIFACIAL ORANGE — ON REVERSION BY BUDS IN HYBRIDS AND MONGRELS — ON THE PRODUCTION OF MODIFIED BUDS BY THE GRAFTING OF ONE VARIETY OR SPECIES ON ANOTHER — ON THE DIRECT OR IMMEDIATE ACTION OF FOREIGN POLLEN ON THE MOTHER-PLANT — ON THE EFFECTS IN FEMALE ANIMALS OF A FIRST IMPREGNATION ON THE SUBSEQUENT OFFSPRING — CONCLUSION AND SUMMARY 373

ERRATA.

- Vol. I, p. 76, 13 lines from top, for *Phasococharus* read *Pinochocorus*.
 " " 104, transpose footnotes 4 and 5.
 " " 275, 7 lines from bottom, for *Amberstii* read *Amberstie*.
 " " 282, 14 lines from top, for *Tudorna Ægyptiaca* read *Anser Ægyptiacus*.
 " " 286, in bottom line in the Table, for 713 read 717.

LIST OF ILLUSTRATIONS.

	PAGE
1. DUN DEVONSHIRE PONY, WITH SHOULDER, SPINAL, AND LEG STRIPES ..	56
2. HEAD OF JAPAN OR MASKED PIG	69
3. HEAD OF WILD BOAR, AND OF "GOLDEN DAYS," A PIG OF THE YORK- SHIRE LARGE BREED	72
4. OLD IRISH PIG, WITH JAW-APPENDAGES	75
5. HALF-LOP RABBIT	108
6. SKULL OF WILD RABBIT	117
7. SKULL OF LARGE LOP-EARED RABBIT	117
8. PART OF ZYGOMATIC ARCH, SHOWING THE PROJECTING END OF THE MALAR- BONE, AND THE AUDITORY MEATUS, OF RABBITS	118
9. POSTERIOR END OF SKULL, SHOWING THE INTER-PARIETAL BONE, OF RABBITS	118
10. OCCIPITAL FORAMEN OF RABBITS	118
11. SKULL OF HALF-LOP RABBIT	119
12. ATLAS VERTEBRE OF RABBITS	121
13. THIRD CERVICAL VERTEBRE OF RABBITS	121
14. DORSAL VERTEBRE, FROM SIXTH TO TENTH INCLUSIVE, OF RABBITS ..	122
15. TERMINAL BONE OF STERNUM OF RABBITS	123
16. ACROMION OF SCAPULA OF RABBITS	123
17. THE ROCK-PIGEON, OR COLUMBIA LIVIA	135
18. ENGLISH Pouter	137
19. ENGLISH CARVER	140
20. ENGLISH BARR	145
21. ENGLISH FANTAIL	147
22. AFRICAN OWL	149
23. SHORT-FACED ENGLISH TUMBLER	152
24. SKULLS OF PIGEONS, VIEWED Laterally	163
25. LOWER JAWS OF PIGEONS, SEEN FROM ABOVE	164
26. SKULL OF RUNT, SEEN FROM ABOVE	165
27. LATERAL VIEW OF JAWS OF PIGEONS	165
28. SCAPULE OF PIGEONS	167
29. FURCULE OF PIGEONS	167
30. SPANISH FOWL	226
31. HAMBURGH FOWL	228
32. POLISH FOWL	229
33. OCCIPITAL FORAMEN OF THE SKULLS OF FOWLS	261

	PAGE
34. SKULLS OF FOWLS, VIEWED FROM ABOVE, A LITTLE OBLIQUELY	262
35. LONGITUDINAL SECTIONS OF SKULLS OF FOWLS, VIEWED Laterally ..	263
36. SKULL OF HORNED FOWL, VIEWED FROM ABOVE, A LITTLE OBLIQUELY ..	265
37. SIXTH CERVICAL VERTEBRLE OF FOWLS, VIEWED Laterally	267
38. EXTREMITY OF THE FURCULA OF FOWLS, VIEWED Laterally	268
39. SKULLS OF DUCKS, VIEWED Laterally, REDUCED TO TWO-THIRDS OF THE NATURAL SIZE	282
40. CERVICAL VERTEBRLE OF DUCKS, OF NATURAL SIZE	283
41. PODS OF THE COMMON PEA	328
42. PEACH AND ALMOND STONES, OF NATURAL SIZE, VIEWED EDGWAYS ..	337
43. PLUM STONES, OF NATURAL SIZE, VIEWED Laterally	345

THE
VARIATION OF ANIMALS AND PLANTS
UNDER DOMESTICATION.

INTRODUCTION.

THE object of this work is not to describe all the many races of animals which have been domesticated by man, and of the plants which have been cultivated by him; even if I possessed the requisite knowledge, so gigantic an undertaking would be here superfluous. It is my intention to give under the head of each species only such facts as I have been able to collect or observe, showing the amount and nature of the changes which animals and plants have undergone whilst under man's dominion, or which bear on the general principles of variation. In one case alone, namely in that of the domestic pigeon, I will describe fully all the chief races, their history, the amount and nature of their differences, and the probable steps by which they have been formed. I have selected this case, because, as we shall hereafter see, the materials are better than in any other; and one case fully described will in fact illustrate all others. But I shall also describe domesticated rabbits, fowls, and ducks, with considerable fullness.

The subjects discussed in this volume are so connected that it is not a little difficult to decide how they can be best arranged. I have determined in the first part to give, under the heads of the various animals and plants, a large body of facts, some of which may at first appear but little related to our subject, and to devote the latter part to general discussions. Whenever I have found it necessary to give numerous details, in support of any proposition or conclusion, small type has been used. The reader

will, I think, find this plan a convenience, for, if he does not doubt the conclusion or care about the details, he can easily pass them over; yet I may be permitted to say that some of the discussions thus printed deserve attention, at least from the professed naturalist.

It may be useful to those who have read nothing about Natural Selection, if I here give a brief sketch of the whole subject and of its bearing on the origin of species.¹ This is the more desirable, as it is impossible in the present work to avoid many allusions to questions which will be fully discussed in future volumes.

From a remote period, in all parts of the world, man has subjected many animals and plants to domestication or culture. Man has no power of altering the absolute conditions of life; he cannot change the climate of any country; he adds no new element to the soil; but he can remove an animal or plant from one climate or soil to another, and give it food on which it did not subsist in its natural state. It is an error to speak of man. "tampering with nature" and causing variability. If organic beings had not possessed an inherent tendency to vary, man could have done nothing.² He unintentionally exposes his animals and plants to various conditions of life, and variability supervenes, which he cannot even prevent or check. Consider the simple case of a plant which has been cultivated during a long time in its native country, and which consequently has not been subjected to any change of climate. It has been protected to a certain extent from the competing roots of plants of other kinds; it has generally been grown in manured soil, but probably not richer than that of many an alluvial flat; and lastly, it has been exposed to changes in its conditions, being grown sometimes in one district and sometimes in another, in different soils. Under such circumstances,

¹ To any one who has attentively read my 'Origin of Species' this Introduction will be superfluous. As I stated in that work that I should soon publish the facts on which the conclusions given in it were founded, I here beg permission to remark that the great delay in publishing this first work has been caused by continued ill-health.

² M. Pouchet has recently ('Plurality of Races,' Eng. Translat., 1864, p. 83, &c.) insisted that variation under domestication throws no light on the natural modification of species. I cannot perceive the force of his arguments, or, to speak more accurately, of his assertions to this effect.

scarcely a plant can be named, though cultivated in the rudest manner, which has not given birth to several varieties. It can hardly be maintained that during the many changes which this earth has undergone, and during the natural migrations of plants from one land or island to another, tenanted by different species, that such plants will not often have been subjected to changes in their conditions analogous to those which almost inevitably cause cultivated plants to vary. No doubt man selects varying individuals, sows their seeds, and again selects their varying offspring. But the initial variation on which man works, and without which he can do nothing, is caused by slight changes in the conditions of life, which must often have occurred under nature. Man, therefore, may be said to have been trying an experiment on a gigantic scale; and it is an experiment which nature during the long lapse of time has incessantly tried. Hence it follows that the principles of domestication are important for us. The main result is that organic beings thus treated have varied largely, and the variations have been inherited. This has apparently been one chief cause of the belief long held by some few naturalists that species in a state of nature undergo change.

I shall in this volume treat, as fully as my materials permit, the whole subject of variation under domestication. We may thus hope to obtain some light, little though it be, on the causes of variability,—on the laws which govern it, such as the direct action of climate and food, the effects of use and disuse, and of correlation of growth,—and on the amount of change to which domesticated organisms are liable. We shall learn something on the laws of inheritance, on the effects of crossing different breeds, and on that sterility which often supervenes when organic beings are removed from their natural conditions of life, and likewise when they are too closely interbred. During this investigation we shall see that the principle of Selection is all important. Although man does not cause variability and cannot even prevent it, he can select, preserve, and accumulate the variations given to him by the hand of nature in any way which he chooses; and thus he can certainly produce a great result. Selection may be followed either methodically and intentionally, or unconsciously and unintentionally. Man

may select and preserve each successive variation, with the distinct intention of improving and altering a breed, in accordance with a preconceived idea; and by thus adding up variations, often so slight as to be imperceptible by an uneducated eye, he has effected wonderful changes and improvements. It can, also, be clearly shown that man, without any intention or thought of improving the breed, by preserving in each successive generation the individuals which he prizes most, and by destroying the worthless individuals, slowly, though surely, induces great changes. As the will of man thus comes into play, we can understand how it is that domesticated breeds show adaptation to his wants and pleasures. We can further understand how it is that domestic races of animals and cultivated races of plants often exhibit an abnormal character, as compared with natural species; for they have been modified not for their own benefit, but for that of man.

In a second work I shall discuss the variability of organic beings in a state of nature; namely, the individual differences presented by animals and plants, and those slightly greater and generally inherited differences which are ranked by naturalists as varieties or geographical races. We shall see how difficult, or rather how impossible it often is, to distinguish between races and sub-species, as the less well-marked forms have sometimes been denominated; and again between sub-species and true species. I shall further attempt to show that it is the common and widely ranging, or, as they may be called, the dominant species, which most frequently vary; and that it is the large and flourishing genera which include the greatest number of varying species. Varieties, as we shall see, may justly be called incipient species.

But it may be urged, granting that organic beings in a state of nature present some varieties,—that their organization is in some slight degree plastic; granting that many animals and plants have varied greatly under domestication, and that man by his power of selection has gone on accumulating such variations until he has made strongly marked and firmly inherited races; granting all this, how, it may be asked, have species arisen in a state of nature? The differences between natural varieties are slight; whereas the differences are con-

siderable between the species of the same genus, and great between the species of distinct genera. How do these lesser differences become augmented into the greater difference? How do varieties, or as I have called them incipient species, become converted into true and well-defined species? How has each new species been adapted to the surrounding physical conditions, and to the other forms of life on which it in any way depends? We see on every side of us innumerable adaptations and contrivances, which have justly excited in the mind of every observer the highest admiration. There is, for instance, a fly (*Cecidomyia*)³ which deposits its eggs within the stamens of a *Scrophularia*, and secretes a poison which produces a gall, on which the larva feeds; but there is another insect (*Misocampus*) which deposits its eggs within the body of the larva within the gall, and is thus nourished by its living prey; so that here a hymenopterous insect depends on a dipterous insect, and this depends on its power of producing a monstrous growth in a particular organ of a particular plant: So it is, in a more or less plainly marked manner, in thousands and tens of thousands of cases, with the lowest as well as with the highest productions of nature.

This problem of the conversion of varieties into species,—that is, the augmentation of the slight differences characteristic of varieties into the greater differences characteristic of species and genera, including the admirable adaptations of each being to its complex organic and inorganic conditions of life,—will form the main subject of my second work. We shall therein see that all organic beings, without exception, tend to increase at so high a ratio, that no district, no station, not even the whole surface of the land or the whole ocean, would hold the progeny of a single pair after a certain number of generations. The inevitable result is an ever-recurrent Struggle for Existence. It has truly been said that all nature is at war; the strongest ultimately prevail, the weakest fail; and we well know that myriads of forms have disappeared from the face of the earth. If then organic beings in a state of nature vary even in a slight degree, owing to changes in the surrounding

³ Léon Dufour in 'Annales des Scienc. Nat.' (3rd series, Zoolog.), tom. v. p. 6.

conditions, of which we have abundant geological evidence, or from any other cause; if, in the long course of ages, inheritable variations ever arise in any way advantageous to any being under its excessively complex and changing relations of life; and it would be a strange fact if beneficial variations did never arise, seeing how many have arisen which man has taken advantage of for his own profit or pleasure; if then these contingencies ever occur, and I do not see how the probability of their occurrence can be doubted, then the severe and often-recurrent struggle for existence will determine that those variations, however slight, which are favourable shall be preserved or selected, and those which are unfavourable shall be destroyed.

This preservation, during the battle for life, of varieties which possess any advantage in structure, constitution, or instinct, I have called Natural Selection; and Mr. Herbert Spencer has well expressed the same idea by the Survival of the Fittest. The term "natural selection" is in some respects a bad one, as it seems to imply conscious choice; but this will be disregarded after a little familiarity. No one objects to chemists speaking of "elective affinity;" and certainly an acid has no more choice in combining with a base, than the conditions of life have in determining whether or not a new form be selected or preserved. The term is so far a good one as it brings into connection the production of domestic races by man's power of selection, and the natural preservation of varieties and species in a state of nature. For brevity sake I sometimes speak of natural selection as an intelligent power;—in the same way as astronomers speak of the attraction of gravity as ruling the movements of the planets, or as agriculturists speak of man making domestic races by his power of selection. In the one case, as in the other, selection does nothing without variability, and this depends in some manner on the action of the surrounding circumstances on the organism. I have, also, often personified the word Nature; for I have found it difficult to avoid this ambiguity; but I mean by nature only the aggregate action and product of many natural laws,—and by laws only the ascertained sequence of events.

In the chapter devoted to natural selection I shall show from experiment and from a multitude of facts, that the greatest amount of life can be supported on each spot by great diversification or divergence in the structure and constitution of its inhabitants. We shall, also, see that the continued production of new forms through natural selection, which implies that each new variety has some advantage over others, almost inevitably leads to the extermination of the older and less improved forms. These latter are almost necessarily intermediate in structure as well as in descent between the last-produced forms and their original parent-species. Now, if we suppose a species to produce two or more varieties, and these in the course of time to produce other varieties, the principle of good being derived from diversification of structure will generally lead to the preservation of the most divergent varieties; thus the lesser differences characteristic of varieties come to be augmented into the greater differences characteristic of species, and, by the extermination of the older intermediate forms, new species come to be distinctly defined objects. Thus, also, we shall see how it is that organic beings can be classed by what is called a natural method in distinct groups—species under genera, and genera under families.

* As all the inhabitants of each country may be said, owing to their high rate of reproduction, to be striving to increase in numbers; as each form is related to many other forms in the struggle for life,—for destroy any one and its place will be seized by others; as every part of the organization occasionally varies in some slight degree, and as natural selection acts exclusively by the preservation of variations which are advantageous under the excessively complex conditions to which each being is exposed, no limit exists to the number, singularity, and perfection of the contrivances and co-adaptations which may thus be produced. An animal or a plant may thus slowly become related in its structure and habits in the most intricate manner to many other animals and plants, and to the physical conditions of its home. Variations in the organization will in some cases be aided by habit, or by the use and disuse of parts, and they will be governed by the direct action

of the surrounding physical conditions and by correlation of growth.

On the principles here briefly sketched out, there is no innate or necessary tendency in each being to its own advancement in the scale of organization. We are almost compelled to look at the specialization or differentiation of parts or organs for different functions as the best or even sole standard of advancement; for by such division of labour each function of body and mind is better performed. And, as natural selection acts exclusively through the preservation of profitable modifications of structure, and as the conditions of life in each area generally become more and more complex, from the increasing number of different forms which inhabit it and from most of these forms acquiring a more and more perfect structure, we may confidently believe, that, on the whole, organization advances. Nevertheless a very simple form fitted for very simple conditions of life might remain for indefinite ages unaltered or unimproved; for what would it profit an infusorial animalcule, for instance, or an intestinal worm, to become highly organized? Members of a high group might even become, and this apparently has occurred, fitted for simpler conditions of life; and in this case natural selection would tend to simplify or degrade the organization, for complicated mechanism for simple actions would be useless or even disadvantageous.

In a second work, after treating of the Variation of organisms in a state of nature, of the Struggle for Existence and the principle of Natural Selection, I shall discuss the difficulties which are opposed to the theory. These difficulties may be classed under the following heads:—the apparent impossibility in some cases of a very simple organ graduating by small steps into a highly perfect organ; the marvellous facts of Instinct; the whole question of Hybridity; and, lastly, the absence, at the present time and in our geological formations, of innumerable links connecting all allied species. Although some of these difficulties are of great weight, we shall see that many of them are explicable on the theory of natural selection, and are otherwise inexplicable.

In scientific investigations it is permitted to invent any hypothesis, and if it explains various large and independent classes of facts it rises to the rank of a well-grounded theory. The

undulations of the ether and even its existence are hypothetical, yet every one now admits the undulatory theory of light. The principle of natural selection may be looked at as a mere hypothesis, but rendered in some degree probable by what we positively know of the variability of organic beings in a state of nature,—by what we positively know of the struggle for existence, and the consequent almost inevitable preservation of favourable variations,—and from the analogical formation of domestic races. Now this hypothesis may be tested,—and this seems to me the only fair and legitimate manner of considering the whole question,—by trying whether it explains several large and independent classes of facts; such as the geological succession of organic beings, their distribution in past and present times, and their mutual affinities and homologies. If the principle of natural selection does explain these and other large bodies of facts, it ought to be received. On the ordinary view of each species having been independently created, we gain no scientific explanation of any one of these facts. We can only say that it has so pleased the Creator to command that the past and present inhabitants of the world should appear in a certain order and in certain areas; that He has impressed on them the most extraordinary resemblances, and has classed them in groups subordinate to groups. But by such statements we gain no new knowledge; we do not connect together facts and laws; we explain nothing.

In a third work I shall try the principle of natural selection, by seeing how far it will give a fair explanation of the several classes of facts just alluded to. It was the consideration of these facts which first led me to take up the present subject. When I visited, during the voyage of H.M.S. *Beagle*, the Galapagos Archipelago, situated in the Pacific Ocean about 500 miles from the shore of South America, I found myself surrounded by peculiar species of birds, reptiles, and plants, existing nowhere else in the world. Yet they nearly all bore an American stamp. In the song of the mocking-thrush, in the harsh cry of the carrion-hawk, in the great candlestick-like opuntias, I clearly perceived the neighbourhood of America, though the islands were separated by so many miles of ocean from the mainland, and differed much from it in their geological

constitution and climate. Still more surprising was the fact that most of the inhabitants of each separate island in this small archipelago were specifically different, though most closely related to each other. The archipelago, with its innumerable craters and bare streams of lava, appeared to be of recent origin; and thus I fancied myself brought near to the very act of creation. I often asked myself how these many peculiar animals and plants had been produced: the simplest answer seemed to be that the inhabitants of the several islands had descended from each other, undergoing modification in the course of their descent; and that all the inhabitants of the archipelago had descended from those of the nearest land, namely America, whence colonists would naturally have been derived. But it long remained to me an inexplicable problem how the necessary degree of modification could have been effected, and it would have thus remained for ever, had I not studied domestic productions, and thus acquired a just idea of the power of Selection. As soon as I had fully realized this idea, I saw, on reading Malthus on Population, that Natural Selection was the inevitable result of the rapid increase of all organic beings; for I was prepared to appreciate the struggle for existence by having long studied the habits of animals.

Before visiting the Galapagos I had collected many animals whilst travelling from north to south on both sides of America, and everywhere, under conditions of life as different as it is possible to conceive, American forms were met with—species replacing species of the same peculiar genera. Thus it was when the Cordilleras were ascended, or the thick tropical forests penetrated, or the fresh waters of America searched. Subsequently I visited other countries, which in all the conditions of life were incomparably more like to parts of South America, than the different parts of that continent were to each other; yet in these countries, as in Australia or Southern Africa, the traveller cannot fail to be struck with the entire difference of their productions. Again the reflection was forced on me that community of descent from the early inhabitants or colonists of South America would alone explain the wide prevalence of American types of structure throughout that immense area.

To exhume with one's own hands the bones of extinct and

gigantic quadrupeds brings the whole question of the succession of species vividly before one's mind; and I had found in South America great pieces of tessellated armour exactly like, but on a magnificent scale, that covering the pigmy armadillo; I had found great teeth like those of the living sloth, and bones like those of the cavy. An analogous succession of allied forms had been previously observed in Australia. Here then we see the prevalence, as if by descent, in time as in space, of the same types in the same areas; and in neither case does the similarity of the conditions by any means seem sufficient to account for the similarity of the forms of life. It is notorious that the fossil remains of closely consecutive formations are closely allied in structure, and we can at once understand the fact if they are likewise closely allied by descent. The succession of the many distinct species of the same genus throughout the long series of geological formations seems to have been unbroken or continuous. New species come in gradually one by one. Ancient and extinct forms of life often show combined or intermediate characters, like the words of a dead language with respect to its several offshoots or living tongues. All these and other such facts seemed to me to point to descent with modification as the method of production of new groups of species.

The innumerable past and present inhabitants of the world are connected together by the most singular and complex affinities, and can be classed in groups under groups, in the same manner as varieties can be classed under species and sub-varieties under varieties, but with much higher grades of difference. It will be seen in my third work that these complex affinities and the rules for classification receive a rational explanation on the principle of descent, together with modifications acquired through natural selection, entailing divergence of character and the extinction of intermediate forms. How inexplicable is the similar pattern of the hand of a man, the foot of a dog, the wing of a bat, the flipper of a seal, on the doctrine of independent acts of creation! how simply explained on the principle of the natural selection of successive slight variations in the diverging descendants from

a single progenitor! So it is, if we look to the structure of an individual animal or plant, when we see the fore and hind limbs, the skull and vertebrae, the jaws and legs of a crab, the petals, stamens, and pistils of a flower, built on the same type or pattern. During the many changes to which in the course of time all organic beings have been subjected, certain organs or parts have occasionally become at first of little use and ultimately superfluous; and the retention of such parts in a rudimentary and utterly useless condition can, on the descent-theory, be simply understood. On the principle of modifications being inherited at the same age in the child, at which each successive variation first appeared in the parent, we shall see why rudimentary parts and organs are generally well developed in the individual at a very early age. On the same principle of inheritance at corresponding ages, and on the principle of variations not generally supervening at a very early period of embryonic growth (and both these principles can be shown to be probable from direct evidence), that most wonderful fact in the whole round of natural history, namely, the similarity of members of the same great class in their embryonic condition,—the embryo, for instance, of a mammal, bird, reptile, and fish being barely distinguishable,—becomes simply intelligible.

It is the consideration and explanation of such facts as these which has convinced me that the theory of descent with modification by means of natural selection is in the main true. These facts have as yet received no explanation on the theory of independent Creations; they cannot be grouped together under one point of view, but each has to be considered as an ultimate fact. As the first origin of life on this earth, as well as the continued life of each individual, is at present quite beyond the scope of science, I do not wish to lay much stress on the greater simplicity of the view of a few forms, or of only one form, having been originally created, instead of innumerable miraculous creations having been necessary at innumerable periods; though this more simple view accords well with Maupertuis's philosophical axiom "of least action."

In considering how far the theory of natural selection may be

extended,—that is, in determining from how many progenitors the inhabitants of the world have descended,—we may conclude that at least all the members of the same class have descended from a single ancestor. A number of organic beings are included in the same class, because they present, independently of their habits of life, the same fundamental type of structure, and because they graduate into each other. Moreover, members of the same class can in most cases be shown to be closely alike at an early embryonic age. These facts can be explained on the belief of their descent from a common form; therefore it may be safely admitted that all the members of the same class have descended from one progenitor. But as the members of quite distinct classes have something in common in structure and much in common in constitution, analogy and the simplicity of the view would lead us one step further, and to infer as probable that all living creatures have descended from a single prototype.

I hope that the reader will pause before coming to any final and hostile conclusion on the theory of natural selection. It is the facts and views to be hereafter given which have convinced me of the truth of the theory. The reader may consult my 'Origin of Species,' for a general sketch of the whole subject; but in that work he has to take many statements on trust. In considering the theory of natural selection, he will assuredly meet with weighty difficulties, but these difficulties relate chiefly to subjects—such as the degree of perfection of the geological record, the means of distribution, the possibility of transitions in organs, &c.—on which we are confessedly ignorant; nor do we know how ignorant we are. If we are much more ignorant than is generally supposed, most of these difficulties wholly disappear. Let the reader reflect on the difficulty of looking at whole classes of facts from a new point of view. Let him observe how slowly, but surely, the noble views of Lyell on the gradual changes now in progress on the earth's surface have been accepted as sufficient to account for all that we see in its past history. The present action of natural selection may seem more or less probable; but I believe in the truth of the theory,

because it collects under one point of view, and gives a rational explanation of, many apparently independent classes of facts.⁴

⁴ In treating the several subjects included in the present and succeeding works I have continually been led to ask for information from many zoologists, botanists, geologists, breeders of animals, and horticulturists, and I have invariably received from them the most generous assistance. Without such aid I could have effected little. I have repeatedly applied for information and specimens to foreigners, and to British

merchants and officers of the Government residing in distant lands, and, with the rarest exceptions, I have received prompt, open-handed, and valuable assistance. I cannot express too strongly my obligations to the many persons who have assisted me, and who, I am convinced, would be equally willing to assist others in any scientific investigation.

CHAPTER I.

DOMESTIC DOGS AND CATS.

ANCIENT VARIETIES OF THE DOG — RESEMBLANCE OF DOMESTIC DOGS IN VARIOUS COUNTRIES TO NATIVE CANINE SPECIES — ANIMALS NOT ACQUAINTED WITH MAN AT FIRST FEARLESS — DOGS RESEMBLING WOLVES AND JACKALS — HABIT OF BARKING ACQUIRED AND LOST — FERAL DOGS — TAN-COLOURED EYE-SPOTS — PERIOD OF GESTATION — OFFENSIVE ODOUR — FERTILITY OF THE RACES WHEN CROSSED — DIFFERENCES IN THE SEVERAL RACES IN PART DUE TO DESCENT FROM DISTINCT SPECIES — DIFFERENCES IN THE SKULL AND TEETH — DIFFERENCES IN THE BODY, IN CONSTITUTION — FEW IMPORTANT DIFFERENCES HAVE BEEN FIXED BY SELECTION — DIRECT ACTION OF CLIMATE — WATER-DOGS WITH PALMATED FEET — HISTORY OF THE CHANGES WHICH CERTAIN ENGLISH RACES OF THE DOG HAVE GRADUALLY UNDERGONE THROUGH SELECTION — EXTINCTION OF THE LESS IMPROVED SUB-BREEDS.

CATS, CROSSED WITH SEVERAL SPECIES — DIFFERENT BREEDS FOUND ONLY IN SEPARATED COUNTRIES — DIRECT EFFECTS OF THE CONDITIONS OF LIFE — FERAL CATS — INDIVIDUAL VARIABILITY.

THE first and chief point of interest in this chapter is, whether the numerous domesticated varieties of the dog have descended from a single wild species, or from several. Some authors believe that all have descended from the wolf, or from the jackal, or from an unknown and extinct species. Others again believe, and this of late has been the favourite tenet, that they have descended from several species, extinct and recent, more or less commingled together. We shall probably never be able to ascertain their origin with certainty. Paleontology¹ does not throw much light on the question, owing, on the one hand, to the close similarity of the skulls of extinct as well as living wolves and jackals, and owing on the other hand to the great dissimilarity of the skulls of the several breeds of the domestic dogs. It seems, however, that remains have been found in the

¹ Owen, 'British Fossil Mammals,' p. 123 to 133. Pictet's 'Traité de Pal.' 1853, tom. i. p. 202. De Blainville, in his 'Ostéographie, Canide,' p. 142, has largely discussed the whole subject,

and concludes that the extinct parent of all domesticated dogs came nearest to the wolf in organization, and to the jackal in habits.

later tertiary deposits more like those of a large dog than of a wolf, which favours the belief of De Blainville that our dogs are the descendants of a single extinct species. On the other hand, some authors go so far as to assert that every chief domestic breed must have had its wild prototype. This latter view is extremely improbable; it allows nothing for variation; it passes over the almost monstrous character of some of the breeds; and it almost necessarily assumes, that a large number of species have become extinct since man domesticated the dog; whereas we plainly see that the members of the dog-family are extirpated by human agency with much difficulty; even so recently as 1710 the wolf existed in so small an island as Ireland.

The reasons which have led various authors to infer that our dogs have descended from more than one wild species are as follows.² Firstly, the great difference between the several breeds; but this will appear of comparatively little weight, after we shall have seen how great are the differences between the several races of various domesticated animals which certainly have descended from a single parent-form. Secondly, the more important fact that, at the most anciently known historical periods, several breeds of the dog existed, very unlike each other, and closely resembling or identical with breeds still alive.

We will briefly run back through the historical records. The materials are remarkably deficient between the fourteenth century and the Roman classical period.³ At this earlier period

² Pallas, I believe, originated this doctrine in 'Act. Acad. St. Petersburg,' 1780, Part ii. Ehrenberg has advocated it, as may be seen in De Blainville's 'Ostéographie,' p. 79. It has been carried to an extreme extent by Col. Hamilton Smith in the 'Naturalist Library,' vol. ix. and x. Mr. W. C. Martin adopts it in his excellent 'History of the Dog,' 1845; as does Dr. Morton, as well as Nott and Gliddon, in the United States. Prof. Low, in his 'Domesticated Animals,' 1845, p. 666, comes to this same conclusion. No one has argued on this side with more clearness and force than the late James Wilson, of Edinburgh, in various papers

read before the Highland Agricultural and Wernerian Societies. Isidore Geoffroy Saint Hilaire ('Hist. Nat. Gén.,' 1860, tom. iii. p. 107), though he believes that most dogs have descended from the jackal, yet inclines to the belief that some are descended from the wolf. Prof. Gervais ('Hist. Nat. Mamm.,' 1855, tom. ii. p. 69), referring to the view that all the domestic races are the modified descendants of a single species, after a long discussion, says, "Cette opinion est, suivant nous du moins, la moins probable."

³ Berjeau, 'The Varieties of the Dog; in old Sculptures and Pictures,' 1863. 'Der Hund,' von Dr. F. L. Walther,

various breeds, namely hounds, house-dogs, lapdogs, &c., exist ed ; but as Dr. Walther has remarked it is impossible to recognise the greater number with any certainty. Youatt, however, gives a drawing of a beautiful sculpture of two greyhound puppies from the Villa of Antoninus. On an Assyrian monument, about 640 B.C., an enormous mastiff⁴ is figured ; and according to Sir H. Rawlinson (as I was informed at the British Museum), similar dogs are still imported into this same country. I have looked through the magnificent works of Lepsius and Rosellini, and on the monuments from the fourth to the twelfth dynasties (*i.e.* from about 3400 B.C. to 2100 B.C.) several varieties of the dog are represented ; most of them are allied to greyhounds ; at the later of these periods a dog resembling a hound is figured, with drooping ears, but with a longer back and more pointed head than in our hounds. There is, also, a turnspit, with short and crooked legs, closely resembling the existing variety ; but this kind of monstrosity is so common with various animals, as with the ancon sheep, and even, according to Rengger, with jaguars in Paraguay, that it would be rash to look at the monumental animal as the parent of all our turnspits: Colonel Sykes⁵ also has described an Indian Pariah dog as presenting the same monstrous character. The most ancient dog represented on the Egyptian monuments is one of the most singular ; it resembles a greyhound, but has long pointed ears and a short curled tail: a closely allied variety still exists in Northern Africa ; for Mr. E. Vernon Harcourt⁶ states that the Arab boar-hound is "an eccentric hieroglyphic animal, such as Cheops once hunted with, somewhat resembling the rough Scotch deer-hound ; their tails are curled tight round on their backs,

s. 48, Giessen, 1817 : this author seems carefully to have studied all classical works on the subject. See also 'Volz, Beiträge zur Kultur-geschichte,' Leipzig, 1852, s. 115. 'Youatt on the Dog,' 1843, p. 6. A very full history is given by De Blainville in his 'Ostéographie, Canide.'

⁴ I have seen drawings of this dog from the tomb of the son of Esar Haddon, and clay models in the British Museum. Nott and Gliddon,

in their 'Types of Mankind,' 1854, p. 393, give a copy of these drawings. This dog has been called a Thibetan mastiff, but Mr. H. A. Oldfield, who is familiar with the so-called Thibet mastiff, and has examined the drawings in the British Museum, informs me that he considers them different.

⁵ 'Proc. Zoolog. Soc.,' July 12th, 1831.

⁶ 'Sporting in Algeria,' p. 51.

and their ears stick out at right angles." With this most ancient variety a pariah-like dog coexisted.

We thus see that, at a period between four and five thousand years ago, various breeds, viz. pariah dogs, greyhounds, common hounds, mastiffs, house-dogs, lapdogs, and turnspits, existed, more or less closely resembling our present breeds. But there is not sufficient evidence that any of these ancient dogs belonged to the same identical sub-varieties with our present dogs.⁷ As long as man was believed to have existed on this earth only about 6000 years, this fact of the great diversity of the breeds at so early a period was an argument of much weight that they had proceeded from several wild sources, for there would not have been sufficient time for their divergence and modification. But now that we know, from the discovery of flint tools embedded with the remains of extinct animals in districts which have since undergone great geographical changes, that man has existed for an incomparably longer period, and bearing in mind that the most barbarous nations possess domestic dogs, the argument from insufficient time falls away greatly in value.

Long before the period of any historical record the dog was domesticated in Europe. In the Danish Middens of the Neolithic or Newer Stone period, bones of a canine animal are imbedded, and Steenstrup ingeniously argues that these belonged to a domestic dog; for a very large proportion of the bones of birds preserved in the refuse, consists of long bones, which it was found on trial dogs cannot devour.⁸ This ancient dog was succeeded in Denmark during the Bronze period by a larger kind, presenting certain differences, and this again during the Iron period, by a still larger kind. In Switzerland, we hear

⁷ Berjean gives fac-similes of the Egyptian drawings. Mr. C. L. Martin, in his 'History of the Dog,' 1845, copies several figures from the Egyptian monuments, and speaks with much confidence with respect to their identity with still living dogs. Messrs. Nott and Gliddon ('Types of Mankind,' 1854, p. 388) give still more numerous figures. Mr. Gliddon asserts that a curl-tailed greyhound,

like that represented on the most ancient monuments, is common in Borneo; but the Rajah, Sir J. Brooke, informs me that no such dog exists there.

⁸ These, and the following facts on the Danish remains, are taken from M. Morlot's most interesting memoir in 'Soc. Vaudoise des Sc. Nat.,' tom. vi., 1860, pp. 281, 299, 320.

from Prof. Rüttimeyer,⁹ that during the Neolithic period a domesticated dog of middle size existed, which in its skull was about equally remote from the wolf and jackal, and partook of the characters of our hounds and setters or spaniels (*Jagdhund und Wachtelhund*). Rüttimeyer insists strongly on the constancy of form during a very long period of time of this the most ancient known dog. During the Bronze period a larger dog appeared, and this closely resembled in its jaw a dog of the same age in Denmark. Remains of two notably distinct varieties of the dog were found by Schmerling in a cave; ¹⁰ but their age cannot be positively determined.

The existence of a single race, remarkably constant in form during the whole Neolithic period, is an interesting fact in contrast with what we see of the changes which the races underwent during the period of the successive Egyptian monuments, and in contrast with our existing dogs. The character of this animal during the Neolithic period, as given by Rüttimeyer, supports De Blainville's view that our varieties have descended from an unknown and extinct form. But we should not forget that we know nothing with respect to the antiquity of man in the warmer parts of the world. The succession of the different kinds of dogs in Switzerland and Denmark is thought to be due to the immigration of conquering tribes bringing with them their dogs; and this view accords with the belief that different wild canine animals were domesticated in different regions. Independently of the immigration of new races of man, we know from the wide-spread presence of bronze, composed of an alloy of tin, how much commerce there must have been throughout Europe at an extremely remote period, and dogs would then probably have been bartered. At the present time, amongst the savages of the interior of Guiana, the Taruma Indians are considered the best trainers of dogs, and possess a large breed, which they barter at a high price with other tribes.¹¹

The main argument in favour of the several breeds of the

⁹ 'Die Fauna der Pfahlbauten,' 1861, s. 117, 162.

¹⁰ De Blainville, 'Ostéographie, Caude.'

¹¹ Sir R. Schomburgk has given me information on this head. See also 'Journal of R. Geograph. Soc.,' vol. xiii., 1843, p. 65.

dog being the descendants of distinct wild stocks, is their resemblance in various countries to distinct species still existing there. It must, however, be admitted that the comparison between the wild and domesticated animal has been made but in few cases with sufficient exactness. Before entering on details, it will be well to show that there is no a priori difficulty in the belief that several canine species have been domesticated; for there is much difficulty in this respect with some other domestic quadrupeds and birds. Members of the dog family inhabit nearly the whole world; and several species agree pretty closely in habits and structure with our several domesticated dogs. Mr. Galton has shown¹² how fond savages are of keeping and taming animals of all kinds. Social animals are the most easily subjugated by man, and several species of *Canidæ* hunt in packs. It deserves notice, as bearing on other animals as well as on the dog, that at an extremely ancient period, when man first entered any country, the animals living there would have felt no instinctive or inherited fear of him, and would consequently have been tamed far more easily than at present. For instance, when the Falkland Islands were first visited by man, the large wolf-like dog (*Canis antarcticus*) fearlessly came to meet Byron's sailors, who, mistaking this ignorant curiosity for ferocity, ran into the water to avoid them: even recently a man, by holding a piece of meat in one hand and a knife in the other, could sometimes stick them at night. On an island in the Sea of Aral, when first discovered by Butakoff, the saigak antelopes, which are "generally very timid and watchful, did not fly from us, but on the contrary looked at us with a sort of curiosity." So, again, on the shores of the Mauritius, the manatee was not at first in the least afraid of man, and thus it has been in several quarters of the world with seals and the morse. I have elsewhere shown¹³ how slowly the native birds of several islands have acquired and inherited a salutary dread of man: at the Galapagos Archipelago I pushed with the muzzle of my gun hawks from a branch, and

¹² 'Domestication of Animals:' Ethnological Soc., Dec. 22nd, 1863.

¹³ 'Journal of Researches,' &c., 1845, p. 393. With respect to *Canis ant-*

arcticus, see p. 193. For the case of the antelope, see 'Journal Royal Geograph. Soc.,' vol. xxiii, p. 94.

held out a pitcher of water for other birds to alight on and drink. Quadrupeds and birds which have seldom been disturbed by man, dread him no more than do our English birds the cows or horses grazing in the fields.

It is a more important consideration that several canine species evince (as will be shown in a future chapter) no strong repugnance or inability to breed under confinement; and the incapacity to breed under confinement is one of the commonest bars to domestication. Lastly, savages set the highest value, as we shall see in the chapter on Selection, on dogs: even half-tamed animals are highly useful to them: the Indians of North America cross their half-wild dogs with wolves, and thus render them even wilder than before, but bolder: the savages of Guiana catch and partially tame and use the whelps of two wild species of *Canis*, as do the savages of Australia those of the wild Dingo. Mr. Philip King informs me that he once trained a wild Dingo puppy to drive cattle, and found it very useful. From these several considerations we see that there is no difficulty in believing that man might have domesticated various canine species in different countries. It would indeed have been a strange fact if one species alone had been domesticated throughout the world.

We will now enter into details. The accurate and sagacious Richardson says, "The resemblance between the Northern American wolves (*Canis lupus*, var. *occidentalis*) and the domestic dogs of the Indians is so great that the size and strength of the wolf seems to be the only difference. I have more than once mistaken a band of wolves for the dogs of a party of Indians; and the howl of the animals of both species is prolonged so exactly in the same key that even the practised ear of the Indian fails at times to discriminate them." He adds that the more northern Esquimaux dogs are not only extremely like the grey wolves of the Arctic circle in form and colour, but also nearly equal them in size. Dr. Kane has often seen in his teams of sledge-dogs the oblique eye (a character on which some naturalists lay great stress), the drooping tail, and scared look of the wolf. In disposition the Esquimaux dogs differ little from wolves, and, according to Dr. Hayes, they are capable of no attachment to man, and are so savage, that

when hungry they will attack even their masters. According to Kane they readily become feral. Their affinity is so close with wolves that they frequently cross with them, and the Indians take the whelps of wolves "to improve the breed of their dogs." The half-bred wolves sometimes (Lamare-Picquet) cannot be tamed, "though this case is rare;" but they do not become thoroughly well broken in till the second or third generation. These facts show that there can be but little, if any, sterility between the Esquimaux dog and the wolf, for otherwise they would not be used to improve the breed. As Dr. Hayes says of these dogs, "reclaimed wolves they doubtless are."¹⁴

North America is inhabited by a second kind of wolf, the prairie-wolf (*Canis latrans*), which is now looked at by all naturalists as specifically distinct from the common wolf; and is, according to Mr. J. K. Lord, in some respects intermediate in habits between a wolf and a fox. Sir J. Richardson, after describing the Hare Indian dog, which differs in many respects from the Esquimaux dog, says, "It bears the same relation to the prairie wolf that the Esquimaux dog does to the great grey wolf." He could, in fact, detect no marked difference between them; and Messrs. Nott and Gliddon give additional details showing their close resemblance. The dogs derived from the above two aboriginal sources cross together and with the wild wolves, at least with the *C. occidentalis*, and with European dogs. In Florida, according to Bartram, the black wolf-dog of the Indians differs in nothing from the wolves of that country except in barking.¹⁵

¹⁴ The authorities for the foregoing statements are as follow:—Richardson, in 'Fauna Borealis-Americana,' 1829, pp. 64, 75; Dr. Kane, 'Arctic Explorations,' 1836, vol. i. pp. 398, 455; Dr. Hayes, 'Arctic Boat Journey,' 1860, p. 167. Franklin's 'Narrative,' vol. i. p. 269, gives the case of three whelps of a black wolf being carried away by the Indians. Parry, Richardson, and others, give accounts of wolves and dogs naturally crossing in the eastern parts of North America. Secman, in his 'Voyage of H.M.S. Herald,' 1853, vol. ii. p. 26, says

the wolf is often caught by the Esquimaux for the purpose of crossing with their dogs, and thus adding to their size and strength. M. Lamare-Picquet, in 'Bull. de la Soc. d'Acclimat,' tom. vii., 1860, p. 148, gives a good account of the half-bred Esquimaux dogs.

¹⁵ 'Fauna Borealis-Americana,' 1829, pp. 73, 78, 80. Nott and Gliddon, 'Types of Mankind,' p. 383. The naturalist and traveller Bartram is quoted by Hamilton Smith, in 'Nat. Hist. Lib.,' vol. x. p. 156. A Mexican domestic dog seems also to resemble a wild dog

Turning to the southern parts of the New World, Columbus found two kinds of dogs in the West Indies; and Fernandez¹⁶ describes three in Mexico: some of these native dogs were dumb—that is, did not bark. In Guiana it has been known since the time of Buffon that the natives cross their dogs with an aboriginal species, apparently the *Canis cancrivorus*. Sir R. Schomburgk, who has so carefully explored these regions, writes to me, “I have been repeatedly told by the Arawaak Indians, who reside near the coast, that they cross their dogs with a wild species to improve the breed, and individual dogs have been shown to me which certainly resembled the *C. cancrivorus* much more than the common breed. It is but seldom that the Indians keep the *C. cancrivorus* for domestic purposes, nor is the Ai, another species of wild dog, and which I consider to be identical with the *Dusicyon silvestris* of H. Smith, now much used by the Arecunas for the purpose of hunting. The dogs of the Taruma Indians are quite distinct, and resemble Buffon’s St. Domingo greyhound.” It thus appears that the natives of Guiana have partially domesticated two aboriginal species, and still cross their dogs with them; these two species belong to a quite different type from the North American and European wolves. A careful observer, Rengger,¹⁷ gives reasons for believing that a hairless dog was domesticated when America was first visited by Europeans: some of these dogs in Paraguay are still dumb, and Tschudi¹⁸ states that they suffer from cold in the Cordillera. This naked dog is, however, quite distinct from that found preserved in the ancient Peruvian burial-places, and described by Tschudi, under the name of *Canis Incae*, as withstanding cold well and as barking. It is not known whether these two distinct kinds of dog are the descendants of native species, and it might be argued that when man first migrated into America he brought with him from the Asiatic continent dogs

of the same country; but this may be the prairie-wolf. Another capable judge, Mr. J. K. Lord (*The Naturalist in Vancouver Island*, 1866, vol. ii. p. 218), says that the Indian dog of the Spokans, near the Rocky Mountains, “is beyond all question nothing more than a tamed Coyote or prairie-wolf,” or *Canis latrans*.

¹⁶ I quote this from Mr. R. Hill’s

excellent account of the Alco or domestic dog of Mexico, in Gosse’s *Naturalist’s Sojourn in Jamaica*, 1851, p. 329.

¹⁷ *Naturgeschichte der Säugethiere von Paraguay*, 1830, s. 151.

¹⁸ Quoted in Humboldt’s *Aspects of Nature* (Eng. transl.), vol. i. p. 108.

which had not learned to bark; but this view does not seem probable, as the natives along the line of their march from the north reclaimed, as we have seen, at least two N. American species of Canidæ.

Turning to the Old World, some European dogs closely resemble the wolf; thus the shepherd dog of the plains of Hungary is white or reddish-brown, has a sharp nose, short, erect ears, shaggy coat, and bushy tail, and so much resembles a wolf that Mr. Paget, who gives this description, says he has known a Hungarian mistake a wolf for one of his own dogs. Jeitteles, also, remarks on the close similarity of the Hungarian dog and wolf. Shepherd dogs in Italy must anciently have closely resembled wolves, for Columella (vii. 12) advises that white dogs be kept, adding, "pastor album probat, ne pro lupo canem feriat." Several accounts have been given of dogs and wolves crossing naturally; and Pliny asserts that the Gauls tied their female dogs in the woods that they might cross with wolves.¹⁹ The European wolf differs slightly from that of North America, and has been ranked by many naturalists as a distinct species. The common wolf of India is also by some esteemed as a third species, and here again we find a marked resemblance between the pariah dogs of certain districts of India and the Indian wolf.²⁰

With respect to Jackals, Isidore Geoffroy Saint Hilaire²¹ says that not one constant difference can be pointed out between their structure and that of the smaller races of dogs. They agree closely in habits: jackals, when tamed and called by their

¹⁹ Paget's 'Travels in Hungary and Transylvania,' vol. i. p. 501. Jeitteles, 'Fauna Hungaricæ Superioris,' 1862, s. 13. See Pliny, 'Hist. of the World' (Eng. transl.), 8th book, ch. xl., about the Gauls crossing their dogs. See also Aristotle, 'Hist. Animal.' lib. viii. c. 28. For good evidence about wolves and dogs naturally crossing near the Pyrenees, see M. Mauduyt, 'Du Loup et de ses Races,' Poitiers, 1851; also Pallas, in 'Acta Acad. St. Petersburg,' 1780, part ii. p. 94.

²⁰ I give this on excellent authority, namely, Mr. Blyth (under the signature

of Zoophilus), in the 'Indian Sporting Review,' Oct. 1856, p. 134. Mr. Blyth states that he was struck with the resemblance between a brush-tailed race of pariah-dogs, north-west of Cawnpore, and the Indian wolf. He gives corroborative evidence with respect to the dogs of the valley of the Nerbudda.

²¹ For numerous and interesting details on the resemblance of dogs and jackals, see Isid. Geoffroy St. Hilaire, 'Hist. Nat. Gén.,' 1860, tom. iii. p. 101. See also 'Hist. Nat. des Mammifères,' par Prof. Gervais, 1855, tom. ii. p. 60.

master, wag their tails, crouch, and throw themselves on their backs; they smell at the tails of dogs, and void their urine sideways.²² A number of excellent naturalists, from the time of Gldenstdt to that of Ehrenberg, Hemprich, and Cretzschmar, have expressed themselves in the strongest terms with respect to the resemblance of the half-domestic dogs of Asia and Egypt to jackals. M. Nordmann, for instance, says, "Les chiens d'Awhasie ressemblent  tonnamment   des chacals." Ehrenberg²³ asserts that the domestic dogs of Lower Egypt, and certain mummied dogs, have for their wild type a species of wolf (*C. lupaster*) of the country; whereas the domestic dogs of Nubia and certain other mummied dogs have the closest relation to a wild species of the same country, viz. *C. sabbar*, which is only a form of the common jackal. Pallas asserts that jackals and dogs sometimes naturally cross in the East; and a case is on record in Algeria.²⁴ The greater number of naturalists divide the jackals of Asia and Africa into several species, but some few rank them all as one.

I may add that the domestic dogs on the coast of Guinea are fox-like animals, and are dumb.²⁵ On the east coast of Africa, between lat. 4° and 6° south, and about ten days' journey in the interior, a semi-domestic dog, as the Rev. S. Erhardt informs me, is kept, which the natives assert is derived from a similar wild animal. Lichtenstein²⁶ says that the dogs of the Bosjemans present a striking resemblance even in colour (excepting the black stripe down the back) with the *C. mesomelas* of South Africa. Mr. E. Layard informs me that he has seen a Caffre dog which closely resembled an Esquimaux dog. In Australia the Dingo is both domesticated and wild; though this animal may have been introduced aboriginally by man, yet it must be considered as almost an endemic form, for its remains have been found in a similar state of preservation and associated with

²² Gldenstdt, 'Nov. Comment. Acad. Petrop.,' tom. xx., pro anno 1775, p. 449.

²³ Quoted by De Blainville in his 'Ostographie, Canide,' pp. 79, 98.

²⁴ See Pallas, in 'Act. Acad. St. Petersburg,' 1780, part ii. p. 91. For Algeria, see Isid. Geoffroy St. Hilaire,

'Hist. Nat. G n.,' tom. iii. p. 177. In both countries it is the male jackal which pairs with female domestic dogs.

²⁵ John Barbut's 'Description of the Coast of Guinea in 1746.'

²⁶ 'Travels in South Africa,' vol. ii. p. 272.

extinct mammals, so that its introduction must have been ancient.²⁷

From this resemblance in several countries of the half-domesticated dogs to the wild species still living there,—from the facility with which they can often be crossed together,—from even half-tamed animals being so much valued by savages,—and from the other circumstances previously remarked on which favour their domestication, it is highly probable that the domestic dogs of the world have descended from two good species of wolf (viz. *C. lupus* and *C. latrans*), and from two or three other doubtful species of wolves (namely, the European, Indian, and North African forms); from at least one or two South American canine species; from several races or species of the jackal; and perhaps from one or more extinct species. Those authors who attribute great influence to the action of climate by itself may thus account for the resemblance of the domesticated dogs and native animals in the same countries; but I know of no facts supporting the belief in so powerful an action of climate.

It cannot be objected to the view of several canine species having been anciently domesticated, that these animals are tamed with difficulty: facts have been already given on this head, but I may add that the young of the *Canis primævus* of India were tamed by Mr. Hodgson,²⁸ and became as sensible to caresses, and manifested as much intelligence, as any sporting dog of the same age. There is not much difference, as we have already shown and shall immediately further see, in habits between the domestic dogs of the North American Indians and the wolves of that country, or between the Eastern pariah dogs and jackals, or between the dogs which have run wild in various countries and the several natural species of the family. The habit of barking, however, which is almost universal with domesticated

²⁷ Selwyn, *Geology of Victoria*; 'Journal of Geolog. Soc.' vol. xiv., 1858, p. 536, and vol. xvi., 1860, p. 148; and Prof. McCoy, in 'Annals and Mag. of Nat. Hist.' (3rd series), vol. ix., 1862, p. 147. The Dingo differs from the dogs of the central Polynesian islands. Dieffenbach remarks ('Travels,' vol. ii. p. 45) that the native New Zealand dog

also differs from the Dingo.

²⁸ 'Proceedings Zoolog. Soc.,' 1833, p. 112. See, also, on the taming of the common wolf, L. Lloyd, 'Scandinavian Adventures,' vol. i. p. 460, 1854. With respect to the jackal, see Prof. Gervais, 'Hist. Nat. Mamm.,' tom. ii. p. 61. With respect to the agnara of Paraguay, see Benger's work.

dogs, and which does not characterise a single natural species of the family, seems an exception; but this habit is soon lost and soon reacquired. The case of the wild dogs on the island of Juan Fernandez having become dumb has often been quoted, and there is reason to believe¹⁹ that the dumbness ensued in the course of thirty-three years; on the other hand, dogs taken from this island by Ulloa slowly reacquired the habit of barking. The Mackenzie-river dogs, of the *Canis latrans* type, when brought to England, never learned to bark properly; but one born in the Zoological Gardens²⁰ "made his voice sound as loudly as any other dog of the same age and size." According to Professor Nilsson,²¹ a wolf-whelp reared by a bitch barks. I. Geoffroy Saint Hilaire exhibited a jackal which barked with the same tone as any common dog.²² An interesting account has been given by Mr. G. Clarke²³ of some dogs run wild on Juan de Nova, in the Indian Ocean; "they had entirely lost the faculty of barking; they had no inclination for the company of other dogs, nor did they acquire their voice," during a captivity of several months. On the island they "congregate in vast packs, and catch sea-birds with as much address as foxes could display." The feral dogs of La Plata have not become dumb; they are of large size, hunt single or in packs, and burrow holes for their young.²⁴ In these habits the feral dogs of La Plata resemble wolves and jackals; both of which hunt either singly or in packs, and burrow holes.²⁵ These feral dogs have not become uniform in colour on Juan Fernandez, Juan de Nova, or La Plata.²⁶ In Cuba the feral dogs are described by Poeppig as nearly all mouse-coloured, with short ears and light-blue eyes.

¹⁹ Ronlin, in 'Mém. présent. par divers Savans,' tom. vi. p. 341.

²⁰ Martin, 'History of the Dog,' p. 14.

²¹ Quoted by L. Lloyd in 'Field Sports of North of Europe,' vol. i. p. 387.

²² Quatrefages, 'Soc. d'Acclimat.,' May 11th, 1863, p. 7.

²³ 'Annals and Mag. of Nat. Hist.,' vol. xv., 1845, p. 140.

²⁴ Azara, 'Voyages dans l'Amér. Mérid.,' tom. i. p. 381; his account is fully confirmed by Rengger. Quatre-

fages gives an account of a bitch brought from Jerusalem to France which burrowed a hole and littered in it. See 'Discours, Exposition des Races Canines,' 1863, p. 3.

²⁵ With respect to wolves burrowing holes, see Richardson, 'Fauna Boreali-Americana,' p. 64; and Bechstein, 'Naturgesch. Deutschlands,' b. i. s. 617.

²⁶ See Poeppig, 'Reise in Chile,' b. i. s. 290; Mr. G. Clarke, as above; and Rengger, s. 155.

In St. Domingo, Col. Ham. Smith says²⁷ that the feral dogs are very large, like greyhounds, of a uniform pale blue-ash, with small ears, and large light-brown eyes. Even the wild Dingo, though so anciently naturalised in Australia, "varies considerably in colour," as I am informed by Mr. P. P. King: a half-bred Dingo reared in England²⁸ showed signs of wishing to burrow.

From the several foregoing facts we see that reversion in the feral state gives no indication of the colour or size of the aboriginal parent-species. One fact, however, with respect to the colouring of domestic dogs, I at one time hoped might have thrown some light on their origin; and it is worth giving, as showing how colouring follows laws, even in so anciently and thoroughly domesticated an animal as the dog. Black dogs with tan-coloured feet, whatever breed they may belong to, almost invariably have a tan-coloured spot on the upper and inner corners of each eye, and their lips are generally thus coloured. I have seen only two exceptions to this rule, namely, in a spaniel and terrier. Dogs of a light-brown colour often have a lighter, yellowish-brown spot over the eyes; sometimes the spot is white, and in a mongrel terrier, the spot was black. Mr. Waring kindly examined for me a stud of fifteen greyhounds in Suffolk: eleven of them were black, or black and white, or brindled, and these had no eye-spots; but three were red and one slaty-blue, and these four had dark-coloured spots over their eyes. Although the spots thus sometimes differ in colour, they strongly tend to be tan-coloured; this is proved by my having seen four spaniels, a setter, two Yorkshire shepherd dogs, a large mongrel, and some fox-hounds, coloured black and white, with not a trace of tan-colour, excepting the spots over the eyes, and sometimes a little on the feet. These latter cases, and many others, show plainly that the colour of the feet and the eye-spots are in some way correlated. I have noticed, in various breeds, every gradation, from the whole face being tan-coloured, to a complete ring round the eyes, to a minute spot over the inner and upper corners. The spots occur in various sub-breeds of terriers and spaniels; in setters; in hounds of various kinds, including the turnspit-like German badger-hound; in shepherd dogs; in a mongrel, of which neither parent had the spots; in one pure bulldog, though the spots were in this case almost white; and in greyhounds,—but true black-and-tan greyhounds are excessively rare; nevertheless I have been assured by Mr. Warwick, that one ran at the Caledonian Champion meeting of April, 1860, and was "marked precisely like a black-and-tan terrier." Mr. Swinhoe at my request looked at the dogs in China, at Amoy, and he soon noticed a brown dog with yellow spots over the eyes. Colonel H. Smith²⁹ figures the magnificent black mastiff of Thibet with a

²⁷ Dogs, 'Nat. Library,' vol. x. p. 121: an endemic South American dog seems also to have become feral in this island. See Gosse's 'Jamaica,' p. 340.

²⁸ Low, 'Domesticated Animals,' p. 650.

²⁹ 'The Naturalist Library,' Dogs, vol. x. pp. 4, 19.

tan-coloured stripe over the eyes, feet, and chaps; and what is more singular, he figures the Alco, or native domestic dog of Mexico, as black and white, with narrow tan-coloured rings round the eyes; at the Exhibition of dogs in London, May, 1863, a so-called forest-dog from North-West Mexico was shown, which had pale tan-coloured spots over the eyes. The occurrence of these tan-coloured spots in dogs of such extremely different breeds, living in various parts of the world, makes the fact highly remarkable.

We shall hereafter see, especially in the chapter on Pigeons, that coloured marks are strongly inherited, and that they often aid us in discovering the primitive forms of our domestic races. Hence, if any wild canine species had distinctly exhibited the tan-coloured spots over the eyes, it might have been argued that this was the parent-form of nearly all our domestic races. But after looking at many coloured plates, and through the whole collection of skins in the British Museum, I can find no species thus marked. It is no doubt possible that some extinct species was thus coloured. On the other hand, in looking at the various species, there seems to be a tolerably plain correlation between tan-coloured legs and face; and less frequently between black legs and a black face; and this general rule of colouring explains to a certain extent the above-given cases of correlation between the eye-spots and the colour of the feet. Moreover, some jackals and foxes have a trace of a white ring round their eyes, as in *C. mesomelas*, *C. aureus*, and (judging from Colonel Ham. Smith's drawing) in *C. alopec* and *C. thalib*. Other species have a trace of a black line over the corners of the eyes, as in *C. variegatus*, *cinereo-variegatus*, and *fulvus*, and the wild Dingo. Hence I am inclined to conclude that a tendency for tan-coloured spots to appear over the eyes in the various breeds of dogs, is analogous to the case observed by Desmarest, namely, that when any white appears on a dog the tip of the tail is always white, "de manière à rappeler la tache terminale de même couleur, qui caractérise la plupart des Canidés sauvages."⁴⁰

It has been objected that our domestic dogs cannot be descended from wolves or jackals, because their periods of gestation are different. The supposed difference rests on statements made by Buffon, Gilibert, Bechstein, and others; but these are now known to be erroneous; and the period is found to agree in the wolf, jackal, and dog, as closely as could be expected, for it is often in some degree variable.⁴¹ Tessier, who

⁴⁰ Quoted by Prof. Gervais, 'Hist. Nat. Mamm,' tom. ii. p. 66.

⁴¹ J. Hunter shows that the long period of seventy-three days given by Buffon is easily explained by the bitch having received the dog many times during a period of sixteen days ('Phil. Transact,' 1787, p. 253). Hunter found

that the gestation of a mongrel from wolf and dog ('Phil. Transact,' 1789, p. 160) apparently was sixty-three days, for she received the dog more than once. The period of a mongrel dog and jackal was fifty-nine days. Fred. Cuvier found the period of gestation of the wolf to be ('Dict. Class. d'Hist. Nat,' tom. iv. p.

has closely attended to this subject, allows a difference of four days in the gestation of the dog. The Rev. W. D. Fox has given me three carefully recorded cases of retrievers, in which the bitch was put only once to the dog; and not counting this day, but counting that of parturition, the periods were fifty-nine, sixty-two, and sixty-seven days. The average period is sixty-three days; but Bellingeri states that this holds good only with large dogs; and that for small races it is from sixty to sixty-three days; Mr. Eyton of Eyton, who has had much experience with dogs, also informs me that the time is apt to be longer with large than with small dogs.

F. Cuvier has objected that the jackal would not have been domesticated on account of its offensive smell; but savages are not sensitive in this respect. The degree of odour, also, differs in the different kinds of jackal;⁴² and Colonel H. Smith makes a sectional division of the group with one character dependent on not being offensive. On the other hand, dogs—for instance, rough and smooth terriers—differ much in this respect; and M. Godron states that the hairless so-called Turkish dog is more odoriferous than other dogs. Isidore Geoffroy⁴³ gave to a dog the same odour as that from a jackal by feeding it on raw flesh.

The belief that our dogs are descended from wolves, jackals, South American Canidæ, and other species, suggests a far more important difficulty. These animals in their undomesticated state, judging from a widely-spread analogy, would have been in some degree sterile if intercrossed; and such sterility will be admitted as almost certain by all those who believe that the lessened fertility of crossed forms is an infallible criterion of specific distinctness. Anyhow these animals keep distinct in the countries which they inhabit in common. On the other hand, all domestic dogs, which are here supposed to be descended

8) two months and a few days, which agrees with the dog. Isid. G. St. Hilaire, who has discussed the whole subject, and from whom I quote Bellingeri, states ('Hist. Nat. Gén.,' tom. iii. p. 112) that in the Jardin des Plantes the period of the jackal has been found to be from sixty to sixty-three days, exactly as with

the dog.

⁴² See Isid. Geoffroy St. Hilaire, 'Hist. Nat. Gén.' tom. iii. p. 112, on the odour of jackals. Col. Ham. Smith, in 'Nat. Hist. Lib.,' vol. x. p. 289.

⁴³ Quoted by Quatrefages in 'Bull. Soc. d'Acclimat.,' May 11th, 1863.

from several distinct species, are, as far as is known, mutually fertile together. But, as Broca has well remarked,⁴⁴ the fertility of successive generations of mongrel dogs has never been scrutinised with that care which is thought indispensable when species are crossed. The few facts leading to the conclusion that the sexual feelings and reproductive powers differ in the several races of the dog when crossed are (passing over mere size as rendering propagation difficult) as follows: the Mexican Alco⁴⁵ apparently dislikes dogs of other kinds, but this perhaps is not strictly a sexual feeling; the hairless endemic dog of Paraguay, according to Rengger, mixes less with the European races than these do with each other; the Spitz-dog in Germany is said to receive the fox more readily than do other breeds; and Dr. Hodgkin states that a female Dingo in England attracted the male wild foxes. If these latter statements can be trusted, they prove some degree of sexual difference in the breeds of the dog. But the fact remains that our domestic dogs, differing so widely as they do in external structure, are far more fertile together than we have reason to believe their supposed wild parents would have been. Pallas assumes⁴⁶ that a long course of domestication eliminates that sterility which the parent-species would have exhibited if only lately captured; no distinct facts are recorded in support of this hypothesis; but the evidence seems to me so strong (independently of the evidence derived from other domesticated animals) in favour of our domestic dogs having descended from several wild stocks, that I am led to admit the truth of this hypothesis.

There is another and closely allied difficulty consequent on the doctrine of the descent of our domestic dogs from several wild species, namely, that they do not seem to be perfectly fertile with their supposed parents. But the experiment has not been quite fairly tried; the Hungarian dog, for instance,

⁴⁴ 'Journal de la Physiologie,' tom. ii. p. 385.

⁴⁵ See Mr. R. Hill's excellent account of this breed in Gosse's 'Jamaica,' p. 338; Rengger's 'Sœugethiere von Paraguay,' s. 153. With respect to Spitz dogs, see Bechstein's 'Naturgesch. Deutsch-

lands,' 1801, b. i. s. 638. With respect to Dr. Hodgkin's statement made before Brit. Assoc., see 'The Zoologist,' vol. iv., for 1845-46, p. 1697.

⁴⁶ 'Acta Acad. St. Petersburgh,' 1780, part ii. pp. 84, 100.

which in external appearance so closely resembles the European wolf, ought to be crossed with this wolf; and the pariah-dogs of India with Indian wolves and jackals; and so in other cases. That the sterility is very slight between certain dogs and wolves and other Canidae is shown by savages taking the trouble to cross them. Buffon got four successive generations from the wolf and dog, and the mongrels were perfectly fertile together.⁴⁷ But more lately M. Flourens states positively as the result of his numerous experiments that hybrids from the wolf and dog, crossed *inter se*, become sterile at the third generation, and those from the jackal and dog at the fourth generation.⁴⁸ But these animals were closely confined; and many wild animals, as we shall see in a future chapter, are rendered by confinement in some degree or even utterly sterile. The Dingo, which breeds freely in Australia with our imported dogs, would not breed though repeatedly crossed in the Jardin des Plantes.⁴⁹ Some hounds from Central Africa, brought home by Major Denham, never bred in the Tower of London;⁵⁰ and a similar tendency to sterility might be transmitted to the hybrid offspring of a wild animal. Moreover, it appears that in M. Flourens' experiments the hybrids were closely bred in and in for three or four generations; but this circumstance, although it would almost certainly increase the tendency to sterility, would hardly account for the final result, even though aided by close confinement, unless there had been some original tendency to lessened fertility. Several years ago I saw confined in the Zoological Gardens of London a female hybrid from an English dog and jackal, which even in this the first generation was so sterile that, as I was assured by

⁴⁷ M. Broca has shown ('Journal de Physiologie,' tom. ii. p. 353) that Buffon's experiments have been often misrepresented. Broca has collected (pp. 390-395) many facts on the fertility of crossed dogs, wolves, and jackals.

⁴⁸ 'De la Longéité Humaine,' par M. Flourens, 1855, p. 143. Mr. Blyth says ('Indian Sporting Review,' vol. ii. p. 137) that he has seen in India several hybrids from the pariah-dog and jackal; and between one of these hybrids and a terrier. The experiments of Hunter on

the jackal are well known. See also Isid. Geoffroy St. Hilaire, 'Hist. Nat. Gén.' tom. iii. p. 217, who speaks of the hybrid offspring of the jackal as perfectly fertile for three generations.

⁴⁹ On authority of F. Cuvier, quoted in Bronn's 'Geschichte der Natur,' B. ii. s. 164.

⁵⁰ W. C. L. Martin, 'History of the Dog,' 1845, p. 203. Mr. Philip P. King, after ample opportunities of observation, informs me that the Dingo and European dogs often cross in Australia.

her keeper, she did not fully exhibit her proper periods; but this case, from the numerous instances of fertile hybrids from these two animals, was certainly exceptional. In almost all experiments on the crossing of animals there are so many causes of doubt, that it is extremely difficult to come to any positive conclusion. It would, however, appear, that those who believe that our dogs are descended from several species will have not only to admit that their offspring after a long course of domestication generally lose all tendency to sterility when crossed together; but that between certain breeds of dogs and some of their supposed aboriginal parents a certain degree of sterility has been retained or possibly even acquired.

Notwithstanding the difficulties in regard to fertility given in the last two paragraphs, when we reflect on the inherent improbability of man having domesticated throughout the world one single species alone of so widely distributed, so easily tamed, and so useful a group as the Canidæ; when we reflect on the extreme antiquity of the different breeds; and especially when we reflect on the close similarity, both in external structure and habits, between the domestic dogs of various countries and the wild species still inhabiting these same countries, the balance of evidence is strongly in favour of the multiple origin of our dogs.

Differences between the several Breeds of the Dog.—If the several breeds have descended from several wild stocks, their difference can obviously in part be explained by that of their parent-species. For instance, the form of the greyhound may be partly accounted for by descent from some such animal as the slim Abyssinian *Canis simensis*,⁵¹ with its elongated muzzle; that of the larger dogs from the larger wolves, and the smaller and slighter dogs from jackals: and thus perhaps we may account for certain constitutional and climatal differences. But it would be a great error to suppose that there has not been in addition⁵² a large amount of variation. The intercrossing of the several aboriginal wild stocks, and of the subsequently formed

⁵¹ Rüppel, 'Neue Wirbelthiere von Abyssinien,' 1835-40; 'Mammif.,' s. 39, pl. xiv. There is a specimen of this fine

animal in the British Museum.

⁵² Even Pallas admits this: see 'Act. Acad. St. Petersburg,' 1780, p. 93.

racés, has probably increased the total number of breeds, and, as we shall presently see, has greatly modified some of them. But we cannot explain by crossing the origin of such extreme forms as thoroughbred greyhounds, bloodhounds, bulldogs, Blenheim spaniels, terriers, pugs, &c., unless we believe that forms equally or more strongly characterised in these different respects once existed in nature. But hardly any one has been bold enough to suppose that such unnatural forms ever did or could exist in a wild state. When compared with all known members of the family of *Canidæ* they betray a distinct and abnormal origin. No instance is on record of such dogs as bloodhounds, spaniels, true greyhounds having been kept by savages: they are the product of long-continued civilization.

The number of breeds and sub-breeds of the dog is great: Youatt, for instance, describes twelve kinds of greyhounds. I will not attempt to enumerate or describe the varieties, for we cannot discriminate how much of their difference is due to variation, and how much to descent from different aboriginal stocks. But it may be worth while briefly to mention some points. Commencing with the skull, Cuvier has admitted⁵³ that in form the differences are "plus fortes que celles d'aucunes espèces sauvages d'un même genre naturel." The proportions of the different bones; the curvature of the lower jaw, the position of the condyles with respect to the plane of the teeth (on which F. Cuvier founded his classification), and in mastiffs the shape of its posterior branch; the shape of the zygomatic arch, and of the temporal fossæ; the position of the occiput—all vary considerably.⁵⁴ The dog has properly six pairs of molar teeth in the upper jaw, and seven in the lower; but several naturalists have seen not rarely an additional pair in the upper jaw;⁵⁵ and Professor Gervais says that there are dogs "qui ont sept paires de dents supérieures et huit inférieures." De Blainville⁵⁶ has given full particulars on the frequency of these deviations in the number of the teeth, and has shown that it is not always the same tooth which is supernumerary. In short-muzzled races, according to H. Müller,⁵⁷ the molar teeth stand obliquely, whilst in long-muzzled races they are placed longitudinally, with open spaces between them. The naked, so-called Egyptian or Turkish dog is extremely deficient in its teeth,⁵⁸—

⁵³ Quoted by I. Geoffroy, 'Hist. Nat. Gén.' tom. iii. p. 453.

⁵⁴ F. Cuvier, in 'Annales du Muséum,' tom. xviii. p. 337; Godron, 'De l'Espèce,' tom. i. p. 342; and Col. Ham. Smith, in 'Naturalist's Library,' vol. ix. p. 101.

⁵⁵ Isid. Geoffroy Saint Hilaire, 'Hist. des Anomalies,' 1832, tom. i. p. 690. Gervais, 'Hist. Nat. des Mammifères,' tom. ii., 1855, p. 66. De Blainville

('Ostéographie, *Canidæ*,' p. 137) has also seen an extra molar on both sides.

⁵⁶ 'Ostéographie, *Canidæ*,' p. 137.

⁵⁷ Würzburger, 'Medecin, Zeitschrift,' 1860, B. i. s. 265.

⁵⁸ Mr. Yarrell, in 'Proc. Zool. Soc.,' Oct. 8th, 1833. Mr. Waterhouse showed me a skull of one of these dogs, which had only a single molar on each side and some imperfect incisors.

sometimes having none except one molar on each side; but this, though characteristic of the breed, must be considered as a monstrosity. M. Girard,⁵⁰ who seems to have attended closely to the subject, says that the period of the appearance of the permanent teeth differs in different dogs, being earlier in large dogs; thus the mastiff assumes its adult teeth in four or five months, whilst in the spaniel the period is sometimes more than seven or eight months.

With respect to minor differences little need be said. Isidore Geoffroy has shown⁵¹ that in size some dogs are six times as long (the tail being excluded) as others; and that the height relatively to the length of the body varies from between one to two, and one to nearly four. In the Scotch deer-hound there is a striking and remarkable difference in the size of the male and female.⁵² Every one knows how the ears vary in size in different breeds, and with their great development their muscles become atrophied. Certain breeds of dogs are described as having a deep furrow between the nostrils and lips. The caudal vertebra, according to F. Cuvier, on whose authority the two last statements rest, vary in number; and the tail in shepherd dogs is almost absent. The mammae vary from seven to ten in number; Daubenton, having examined twenty-one dogs, found eight with five mammae on each side; eight with four on each side; and the others with an unequal number on the two sides.⁵³ Dogs have properly five toes in front and four behind, but a fifth toe is often added; and F. Cuvier states that, when a fifth toe is present, a fourth cuneiform bone is developed; and, in this case, sometimes the great cuneiform bone is raised, and gives on its inner side a large articular surface to the astragalus; so that even the relative connection of the bones, the most constant of all characters, varies. These modifications, however, in the feet of dogs are not important, because they ought to be ranked, as De Blainville has shown,⁵⁴ as monstrosities. Nevertheless they are interesting from being correlated with the size of the body, for they occur much more frequently with mastiffs and other large breeds than with small dogs. Closely allied varieties, however, sometimes differ in this respect; thus Mr. Hodgson states that the black-and-tan Lassa variety of the Thibet mastiff has the fifth digit, whilst the Mustang sub-variety is not thus characterised. The extent to which the skin is developed between the toes varies much; but we shall return to this point. The degree to which the various breeds differ in the perfection of their senses, dispositions, and inherited habits is notorious to every one. The breeds present some constitutional differences: the pulse, says Youatt,⁵⁵ "varies materially according to the breed, as well

⁵⁰ Quoted in 'The Veterinary,' London, vol. viii. p. 415.

⁵¹ 'Hist. Nat. Général,' tom. iii. p. 448.

⁵² W. Scrope, 'Art of Deer-Stalking,' p. 354.

⁵³ Quoted by Col. Ham. Smith in 'Naturalist's Library,' vol. x. p. 79.

⁵⁴ De Blainville, 'Ostéographie,

Canide,' p. 134. F. Cuvier, 'Annales du Muséum,' tom. xviii. p. 342. In regard to mastiffs, see Col. Ham. Smith, 'Nat. Lib.,' vol. x. p. 218. For the Thibet mastiff, see Mr. Hodgson in 'Journal of As. Soc. of Bengal,' vol. I., 1832, p. 342.

⁵⁵ 'The Dog,' 1845, p. 186. With respect to diseases, Youatt asserts (p.

as to the size of the animal." Different breeds of dogs are subject in different degrees to various diseases. They certainly become adapted to different climates under which they have long existed. It is notorious that most of our best European breeds deteriorate in India.⁶⁵ The Rev. R. Everest⁶⁶ believes that no one has succeeded in keeping the Newfoundland dog long alive in India; so it is, according to Lichtenstein,⁶⁷ even at the Cape of Good Hope. The Thibet mastiff degenerates on the plains of India, and can live only on the mountains.⁶⁸ Lloyd⁶⁹ asserts that our bloodhounds and bulldogs have been tried, and cannot withstand the cold of the northern European forests.

Seeing in how many characters the races of the dog differ from each other, and remembering Cuvier's admission that their skulls differ more than do those of the species of any natural genus, and bearing in mind how closely the bones of wolves, jackals, foxes, and other Canidæ agree, it is remarkable that we meet with the statement, repeated over and over again, that the races of the dog differ in no important characters. A highly competent judge, Prof. Gervais,⁷⁰ admits, "si l'on prenait sans contrôle les altérations dont chacun de ces organes est susceptible, on pourrait croire qu'il y a entre les chiens domestiques des différences plus grandes que celles qui séparent ailleurs les espèces, quelquefois même les genres." Some of the differences above enumerated are in one respect of comparatively little value, for they are not characteristic of distinct breeds: no one pretends that such is the case with the additional molar teeth or with the number of mammae; the additional digit is generally present with mastiffs, and some of the more important differences in the skull and lower jaw are more or less characteristic of various breeds. But we must not forget that the predominant power of selection has not been applied in any of these cases; we have variability in important parts, but the differences have not been fixed by selection. Man

167) that the Italian greyhound is "strongly subject" to polypi in the matrix or vagina. The spaniel and pug (p. 182) are most liable to bronchocele. The liability to distemper (p. 232) is extremely different in different breeds. On the distemper, see also Col. Hutchinson on 'Dog Breaking,' 1850, p. 279.

⁶⁵ See Youatt on the Dog, p. 15;

'The Veterinary,' London, vol. xi. p. 235.

⁶⁶ 'Journal of As. Soc. of Bengal,' vol. iii. p. 19.

⁶⁷ 'Travels,' vol. ii. p. 15.

⁶⁸ Hodgson, in 'Journal of As. Soc. of Bengal,' vol. i. p. 342.

⁶⁹ 'Field Sports of the North of Europe,' vol. ii. p. 165.

⁷⁰ 'Hist. Nat. des Mammif.,' 1855, tom. ii. pp. 66, 67.

cares for the form and fleetness of his greyhounds, for the size of his mastiffs, for the strength of the jaw in his bulldogs, &c.; but he cares nothing about the number of their molar teeth or mammæ or digits; nor do we know that differences in these organs are correlated with, or owe their development to, differences in other parts of the body about which man does care. Those who have attended to the subject of selection will admit that, nature having given variability, man, if he so chose, could fix five toes to the hinder feet of certain breeds of dogs, as certainly as to the feet of his Dorking-fowls: he could probably fix, but with much more difficulty, an additional pair of molar teeth in either jaw, in the same way as he has given additional horns to certain breeds of sheep; if he wished to produce a toothless breed of dogs, having the so-called Turkish dog with its imperfect teeth to work on, he could probably do so, for he has succeeded in making hornless breeds of cattle and sheep.

With respect to the precise causes and steps by which the several races of dogs have come to differ so greatly from each other, we are, as in most other cases, profoundly ignorant. We may attribute part of the difference in external form and constitution to inheritance from distinct wild stocks, that is to changes effected under nature before domestication. We must attribute something to the crossing of the several domestic and natural races. I shall, however, soon recur to the crossing of races. We have already seen how often savages cross their dogs with wild native species; and Pennant gives a curious account⁷¹ of the manner in which Fochabers, in Scotland, was stocked "with a multitude of curs of a most wolfish aspect" from a single hybrid-wolf brought into that district.

It would appear that climate to a certain extent directly modifies the forms of dogs. We have lately seen that several of our English breeds cannot live in India, and it is positively asserted that when bred there for a few generations they degenerate not only in their mental faculties, but in form. Captain Williamson,⁷² who carefully attended to this subject, states that "hounds are the most rapid in their decline;" "greyhounds and

⁷¹ 'History of Quadrupeds,' 1793, vol. i. p. 238.

⁷² 'Oriental Field Sports,' quoted by Youatt, 'The Dog,' p. 15.

pointers, also, rapidly decline." But spaniels, after eight or nine generations, and without a cross from Europe, are as good as their ancestors. Dr. Falconer informs me that bulldogs, which have been known, when first brought into the country, to pin down even an elephant by its trunk, not only fall off after two or three generations in pluck and ferocity, but lose the under-hung character of their lower jaws; their muzzles become finer and their bodies lighter. English dogs imported into India are so valuable that probably due care has been taken to prevent their crossing with native dogs; so that the deterioration cannot be thus accounted for. The Rev. R. Everest informs me that he obtained a pair of setters, born in India, which perfectly resembled their Scotch parents: he raised several litters from them in Delhi, taking the most stringent precautions to prevent a cross, but he never succeeded, though this was only the second generation in India, in obtaining a single young dog like its parents in size or make; their nostrils were more contracted, their noses more pointed, their size inferior, and their limbs more slender. This remarkable tendency to rapid deterioration in European dogs subjected to the climate of India, may perhaps partly be accounted for by the tendency to reversion to a primordial condition which many animals exhibit, as we shall see in a future chapter, when exposed to new conditions of life.

Some of the peculiarities characteristic of the several breeds of the dog have probably arisen suddenly, and, though strictly inherited, may be called monstrosities; for instance, the shape of the legs and body in the turnspit of Europe and India; the shape of the head and the under-hanging jaw in the bull and pug-dog, so alike in this one respect and so unlike in all others. A peculiarity suddenly arising, and therefore in one sense deserving to be called a monstrosity, may, however, be increased and fixed by man's selection. We can hardly doubt that long-continued training, as with the greyhound in coursing hares, as with water-dogs in swimming—and the want of exercise, in the case of lapdogs—must have produced some direct effect on their structure and instincts. But we shall immediately see that the most potent cause of change has probably been the selection, both methodical and unconscious, of slight individual differences,—the

latter kind of selection resulting from the occasional preservation, during hundreds of generations, of those individual dogs which were the most useful to man for certain purposes and under certain conditions of life. In a future chapter on Selection I shall show that even barbarians attend closely to the qualities of their dogs. This unconscious selection by man would be aided by a kind of natural selection; for the dogs of savages have partly to gain their own subsistence; for instance, in Australia, as we hear from Mr. Nind,²³ the dogs are sometimes compelled by want to leave their masters and provide for themselves; but in a few days they generally return. And we may infer that dogs of different shapes, sizes, and habits, would have the best chance of surviving under different circumstances,—on open, sterile plains, where they have to run down their own prey,—on rocky coasts, where they have to feed on crabs and fish left in the tidal pools, as in the case of New Guinea and Tierra del Fuego. In this latter country, as I am informed by Mr. Bridges, the Catechist to the Mission, the dogs turn over the stones on the shore to catch the crustaceans which lie beneath, and they “are clever enough to knock off the shell-fish at a first blow;” for if this be not done, shell-fish are well known to have an almost invincible power of adhesion.

It has already been remarked that dogs differ in the degree to which their feet are webbed. In dogs of the Newfoundland breed, which are eminently aquatic in their habits, the skin, according to Isidore Geoffroy,²⁴ extends to the third phalanges, whilst in ordinary dogs it extends only to the second. In two Newfoundland dogs which I examined, when the toes were stretched apart and viewed on the under side, the skin extended in a nearly straight line between the outer margins of the balls of the toes; whereas, in two terriers of distinct sub-breeds, the skin viewed in the same manner was deeply scooped out. In Canada there is a dog which is peculiar to the country and common there, and this has “half-webbed feet and is fond of the water.”²⁵ English otter-hounds are said to have webbed feet: a friend examined for me the feet of two, in comparison

²³ Quoted by Mr. Galton, ‘Domestication of Animals,’ p. 13.

²⁴ ‘Hist. Nat. Gén.’ tom. iii. p. 450.

²⁵ Mr. Greenhow on the Canadian Dog, in London’s ‘Mag. of Nat. Hist.’ vol. vi., 1833, p. 511.

with the feet of some harriers and bloodhounds; he found the skin variable in extent in all, but more developed in the otter than in the other hounds.⁷⁶ As aquatic animals which belong to quite different orders have webbed feet, there can be no doubt that this structure would be serviceable to dogs that frequent the water. We may confidently infer that no man ever selected his water-dogs by the extent to which the skin was developed between their toes; but what he does, is to preserve and breed from those individuals which hunt best in the water, or best retrieve wounded game, and thus he unconsciously selects dogs with feet slightly better webbed. Man thus closely imitates Natural Selection. We have an excellent illustration of this same process in North America, where, according to Sir J. Richardson,⁷⁷ all the wolves, foxes, and aboriginal domestic dogs have their feet broader than in the corresponding species of the Old World, and "well calculated for running on the snow." Now, in these Arctic regions, the life or death of every animal will often depend on its success in hunting over the snow when softened; and this will in part depend on the feet being broad; yet they must not be so broad as to interfere with the activity of the animal when the ground is sticky, or with its power of burrowing holes, or with other habits of life.

As changes in domestic breeds which take place so slowly as not to be noticed at any one period, whether due to the selection of individual variations or of differences resulting from crosses, are most important in understanding the origin of our domestic productions, and likewise in throwing indirect light on the changes effected under nature, I will give in detail such cases as I have been able to collect. Lawrence,⁷⁸ who paid particular attention to the history of the foxhound, writing in 1829, says that between eighty and ninety years before "an entirely new foxhound was raised through the breeder's art," the ears of the old southern hound being reduced, the bone and bulk lightened, the waist increased in length, and the stature

⁷⁶ See Mr. C. O. Groom-Napier on the webbing of the hind feet of Otterhounds, in 'Land and Water,' Oct. 13th, 1866, p. 270.

⁷⁷ 'Fauna Boreali-Americana,' 1829, p. 62.

⁷⁸ 'The Horse in all his Varieties,' &c., 1829, pp. 230, 234.

somewhat added to. It is believed that this was effected by a cross with the greyhound. With respect to this latter dog, Youatt,⁷⁹ who is generally cautious in his statements, says that the greyhound within the last fifty years, that is before the commencement of the present century, "assumed a somewhat different character from that which he once possessed. He is now distinguished by a beautiful symmetry of form, of which he could not once boast, and he has even superior speed to that which he formerly exhibited. He is no longer used to struggle with deer, but contends with his fellows over a shorter and speedier course." An able writer⁸⁰ believes that our English greyhounds are the descendants, *progressively improved*, of the large rough greyhounds which existed in Scotland so early as the third century. A cross at some former period with the Italian greyhound has been suspected; but this seems hardly probable, considering the feebleness of this latter breed. Lord Orford, as is well known, crossed his famous greyhounds, which failed in courage, with a bulldog—this breed being chosen from being deficient in the power of scent; "after the sixth or seventh generation," says Youatt, "there was not a vestige left of the form of the bulldog, but his courage and indomitable perseverance remained."

Youatt infers, from a comparison of an old picture of King Charles's spaniels with the living dog, that "the breed of the present day is materially altered for the worse:" the muzzle has become shorter, the forehead more prominent, and the eyes larger: the changes in this case have probably been due to simple selection. The setter, as this author remarks in another place, "is evidently the large spaniel improved to his present peculiar size and beauty, and taught another way of marking his game. If the form of the dog were not sufficiently satisfactory on this point, we might have recourse to history:" he then refers to a document dated 1685 bearing on this subject, and adds that the pure Irish setter shows no signs of a cross with the pointer, which some authors suspect has been the case with the English setter. Another writer⁸¹ remarks

⁷⁹ 'The Dog,' 1845, pp. 31, 35; with respect to King Charles's spaniel, p. 45; for the setter, p. 90.

⁸⁰ In the 'Encyclop. of Rural Sports,' p. 557.

⁸¹ 'The FARRIER,' 1828, vol. i. p. 337.

that, if the mastiff and English bulldog had formerly been as distinct as they are at the present time (*i.e.* 1828), so accurate an observer as the poet Gay (who was the author of 'Rural Sports' in 1711) would have spoken in his Fable of the *Bull and the Bulldog*, and not of the *Bull and the Mastiff*. There can be no doubt that the fancy bulldogs of the present day, now that they are not used for bull-baiting, have become greatly reduced in size, without any express intention on the part of the breeder. Our pointers are certainly descended from a Spanish breed, as even their names, Don, Ponto, Carlos, &c., would show: it is said that they were not known in England before the Revolution in 1688;⁸² but the breed since its introduction has been much modified, for Mr. Borrow, who is a sportsman and knows Spain intimately well, informs me that he has not seen in that country any breed "corresponding in figure with the English pointer; but there are genuine pointers near Xeres which have been imported by English gentlemen." A nearly parallel case is offered by the Newfoundland dog, which was certainly brought into England from that country, but which has since been so much modified that, as several writers have observed, it does not now closely resemble any existing native dog in Newfoundland.⁸³

These several cases of slow and gradual changes in our English dogs possess some interest; for though the changes have generally, but not invariably, been caused by one or two crosses with a distinct breed, yet we may feel sure, from the well-known extreme variability of crossed breeds, that rigorous and long-continued selection must have been practised, in order to improve them in a definite manner. As soon as any strain or family became slightly improved or better adapted to altered circumstances, it would tend to supplant the older and less improved strains. For instance, as soon as the old foxhound was improved by a cross with the greyhound, or by simple selection, and assumed its present character—and the change was probably required by

⁸² See Col. Hamilton Smith on the antiquity of the Pointer, in 'Naturalist's Library,' vol. x. p. 196.

⁸³ The Newfoundland dog is believed to have originated from a cross between the Esquimaux dog and a large French

hound. See Dr. Hodgkin, 'Brit. Assoc.,' 1844; Bechstein's 'Naturgesch. Deutschlands,' Band i. s. 574; 'Naturalist's Library,' vol. x. p. 132; also Mr. Jukes' 'Excursion in and about Newfoundland.'

the increased fleetness of our hunters—it rapidly spread throughout the country, and is now everywhere nearly uniform. But the process of improvement is still going on, for every one tries to improve his strain by occasionally procuring dogs from the best kennels. Through this process of gradual substitution the old English hound has been lost; and so it has been with the old Irish greyhound and apparently with the old English bulldog. But the extinction of former breeds is apparently aided by another cause; for whenever a breed is kept in scanty numbers, as at present with the bloodhound, it is reared with difficulty, and this apparently is due to the evil effects of long-continued close interbreeding. As several breeds of the dog have been slightly but sensibly modified within so short a period as the last one or two centuries, by the selection of the best individual dogs, modified in many cases by crosses with other breeds; and as we shall hereafter see that the breeding of dogs was attended to in ancient times, as it still is by savages, we may conclude that we have in selection, even if only occasionally practised, a potent means of modification.

DOMESTIC CATS.

CATS have been domesticated in the East from an ancient period; Mr. Blyth informs me that they are mentioned in a Sanskrit writing 2000 years old, and in Egypt their antiquity is known to be even greater, as shown by monumental drawings and their mummied bodies. These mummies, according to De Blainville,⁸⁴ who has particularly studied the subject, belong to no less than three species, namely, *F. caliculata*, *bubastes*, and *chaus*. The two former species are said to be still found, both wild and domesticated, in parts of Egypt. *F. caliculata* presents a difference in the first inferior milk molar tooth, as compared with the domestic cats of Europe, which makes De Blainville conclude that it is not one of the parent-forms of our cats. Several naturalists, as Pallas, Temminck, Blyth, believe that domestic cats are the descendants of several species com-

⁸⁴ De Blainville, 'Ostéographie, Felis,' p. 65, on the character of *F. caliculata*; pp. 85, 89, 90, 173, on the other mummied species. He quotes Ehrenberg on *F. maniculata* being mummied.

mingled: it is certain that cats cross readily with various wild species, and it would appear that the character of the domestic breeds has, at least in some cases, been thus affected. Sir W. Jardine has no doubt that, "in the north of Scotland, there has been occasional crossing with our native species (*F. sylvestris*), and that the result of these crosses has been kept in our houses. I have seen," he adds, "many cats very closely resembling the wild cat, and one or two that could scarcely be distinguished from it." Mr. Blyth⁸⁵ remarks on this passage, "but such cats are never seen in the southern parts of England; still, as compared with any Indian tame cat, the affinity of the ordinary British cat to *F. sylvestris* is manifest; and due I suspect to frequent intermixture at a time when the tame cat was first introduced into Britain and continued rare, while the wild species was far more abundant than at present." In Hungary, Jeitteles⁸⁶ was assured on trustworthy authority that a wild male cat crossed with a female domestic cat, and that the hybrids long lived in a domesticated state. In Algiers the domestic cat has crossed with the wild cat (*F. Lybica*) of that country.⁸⁷ In South Africa, as Mr. E. Layard informs me, the domestic cat intermingles freely with the wild *F. caffra*; he has seen a pair of hybrids which were quite tame and particularly attached to the lady who brought them up; and Mr. Fry has found that these hybrids are fertile. In India the domestic cat, according to Mr. Blyth, has crossed with four Indian species. With respect to one of these species, *F. chaus*, an excellent observer, Sir W. Elliot, informs me that he once killed, near Madras, a wild brood, which were evidently hybrids from the domestic cat; these young animals had a thick lynx-like tail and the broad brown bar on the inside of the forearm characteristic of *F. chaus*. Sir W. Elliot adds that he has often observed this same mark on the forearms of domestic cats in India. Mr. Blyth states that domestic cats coloured nearly like *F. chaus*, but not resembling that species in shape, abound in

⁸⁵ Asiatic Soc. of Calcutta; Curator's Report, Aug. 1856. The passage from Sir W. Jardine is quoted from this Report. Mr. Blyth, who has especially attended to the wild and domestic cats of India, has given in this Report a

very interesting discussion on their origin.

⁸⁶ 'Fauna Hungaricæ Sup.,' 1862, s. 12.

⁸⁷ Isid. Geoffroy Saint Hilaire, 'Hist. Nat. Gén.,' tom. iii. p. 177.

Bengal; he adds, "such a colouration is utterly unknown in European cats, and the proper tabby markings (pale streaks on a black ground, peculiarly and symmetrically disposed), so common in English cats, are never seen in those of India." Dr. D. Short has assured Mr. Blyth⁸⁵ that at Hansi hybrids between the common cat and *F. ornata* (or *torquata*) occur, "and that many of the domestic cats of that part of India were undistinguishable from the wild *F. ornata*." Azara states, but only on the authority of the inhabitants, that in Paraguay the cat has crossed with two native species. From these several cases we see that in Europe, Asia, Africa, and America, the common cat, which lives a freer life than most other domesticated animals, has crossed with various wild species; and that in some instances the crossing has been sufficiently frequent to affect the character of the breed.

Whether domestic cats have descended from several distinct species, or have only been modified by occasional crosses, their fertility, as far as is known, is unimpaired. The large Angora or Persian cat is the most distinct in structure and habits of all the domestic breeds; and is believed by Pallas, but on no distinct evidence, to be descended from the *F. manul* of middle Asia; but I am assured by Mr. Blyth that this cat breeds freely with Indian cats, which, as we have already seen, have apparently been much crossed with *F. chaus*. In England half-bred Angora cats are perfectly fertile with the common cat; I do not know whether the half-breeds are fertile one with another; but as they are common in some parts of Europe, any marked degree of sterility could hardly fail to have been noticed.

Within the same country we do not meet with distinct races of the cat, as we do of dogs and of most other domestic animals; though the cats of the same country present a considerable amount of fluctuating variability. The explanation obviously is that, from their nocturnal and rambling habits, indiscriminate crossing cannot without much trouble be prevented. Selection cannot be brought into play to produce distinct breeds, or to keep those distinct which have been imported from foreign lands. On the other hand, in islands and

⁸⁵ 'Proc. Zoolog. Soc.,' 1863, p. 184.

in countries completely separated from each other, we meet with breeds more or less distinct; and these cases are worth giving as showing that the scarcity of distinct races in the same country is not caused by a deficiency of variability in the animal. The tail-less cats of the Isle of Man are said to differ from common cats not only in the want of a tail, but in the greater length of their hind legs, in the size of their heads, and in habits. The Creole cat of Antigua, as I am informed by Mr. Nicholson, is smaller, and has a more elongated head, than the British cat. In Ceylon, as Mr. Thwaites writes to me, every one at first notices the different appearance of the native cat from the English animal; it is of small size, with closely lying hairs; its head is small, with a receding forehead; but the ears are large and sharp; altogether it has what is there called a "low-caste" appearance. Rengger⁸⁹ says that the domestic cat, which has been bred for 300 years in Paraguay, presents a striking difference from the European cat; it is smaller by a fourth, has a more lanky body, its hair is short, shining, scanty, and lies close, especially on the tail: he adds that the change has been less at Ascension, the capital of Paraguay, owing to the continual crossing with newly imported cats; and this fact well illustrates the importance of separation. The conditions of life in Paraguay appear not to be highly favourable to the cat, for, though they have run half-wild, they do not become thoroughly feral, like so many other European animals. In another part of South America, according to Roulin,⁹⁰ the introduced cat has lost the habit of uttering its hideous nocturnal howl. The Rev. W. D. Fox purchased a cat in Portsmouth, which he was told came from the coast of Guinea; its skin was black and wrinkled, fur bluish-grey and short, its ears rather bare, legs long, and whole aspect peculiar. This "negro" cat was fertile with common cats. On the opposite coast of Africa, at Mombas, Captain Owen, R.N.,⁹¹ states that all the cats are covered with short stiff hair instead of fur: he gives a curious account of a cat from Algoa Bay, which had been kept for some time on board and could be identified with certainty; this

⁸⁹ 'Saengethiere von Paraguay,' 1830, s. 212.

346. Gornrn first noticed this fact in 1554.

⁹⁰ 'Mem. présentés par divers Savans : Acad. Roy. des Sciences,' tom. vi. p.

⁹¹ 'Narrative of Voyages,' vol. ii. p. 180.

animal was left for only eight weeks at Mombas, but during that short period it "underwent a complete metamorphosis, having parted with its sandy-coloured fur." A cat from the Cape of Good Hope has been described by Desmarest as remarkable from a red stripe extending along the whole length of its back. Throughout an immense area, namely, the Malayan archipelago, Siam, Pegu, and Burmah, all the cats have truncated tails about half the proper length,⁸² often with a sort of knot at the end. In the Caroline archipelago the cats have very long legs, and are of a reddish-yellow colour.⁸³ In China a breed has drooping ears. At Tobolsk, according to Gmelin, there is a red-coloured breed. In Asia, also, we find the well-known Angora or Persian breed.

The domestic cat has run wild in several countries, and everywhere assumes, as far as can be judged by the short recorded descriptions, a uniform character. Near Maldonado, in La Plata, I shot one which seemed perfectly wild; it was carefully examined by Mr. Waterhouse,⁸⁴ who found nothing remarkable in it, excepting its great size. In New Zealand, according to Dieffenbach, the feral cats assume a streaky grey colour like that of wild cats; and this is the case with the half-wild cats of the Scotch Highlands.

We have seen that distant countries possess distinct domestic races of the cat. The differences may be in part due to descent from several aboriginal species, or at least to crosses with them. In some cases, as in Paraguay, Mombas, and Antigua, the differences seem due to the direct action of different conditions of life. In other cases some slight effect may possibly be attributed to natural selection, as cats in many cases have largely to support themselves and to escape diverse dangers. But man, owing to the difficulty of pairing cats, has done nothing by methodical selection; and probably very little by unintentional selection; though in each litter he generally saves the prettiest,

⁸² J. Crawford, 'Descript. Dict. of the Indian Islands,' p. 255. The Madagascar cat is said to have a twisted tail: see Desmarest, in 'Encyclop. Nat. Mamm.' 1820, p. 233, for some of the other breeds.

⁸³ Admiral Lutke's Voyage, vol. iii.

p. 308.

⁸⁴ 'Zoology of the Voyage of the Beagle, Mammalia,' p. 20. Dieffenbach, 'Travels in New Zealand,' vol. ii. p. 185. Ch. St. John, 'Wild Sports of the Highlands,' 1846, p. 40. ;

and values most a good breed of mouse or rat-catchers. Those cats which have a strong tendency to prowl after game, generally get destroyed by traps. As cats are so much petted, a breed bearing the same relation to other cats, that lapdogs bear to larger dogs, would have been much valued; and if selection could have been applied, we should certainly have had many breeds in each long-civilized country, for there is plenty of variability to work upon.

We see in this country considerable diversity in size, some in the proportions of the body, and extreme variability in colouring. I have only lately attended to this subject, but have already heard of some singular cases of variation; one of a cat born in the West Indies toothless, and remaining so all its life. Mr. Tegetmeier has shown me the skull of a female cat with its canines so much developed that they protruded uncovered beyond the lips; the tooth with the fang being $\cdot 95$, and the part projecting from the gum $\cdot 6$ of an inch in length. I have heard of a family of six-toed cats. The tail varies greatly in length; I have seen a cat which always carried its tail flat on its back when pleased. The ears vary in shape, and certain strains, in England, inherit a pencil-like tuft of hairs, above a quarter of an inch in length, on the tips of their ears; and this same peculiarity, according to Mr. Blyth, characterises some cats in India. The great variability in the length of the tail and the lynx-like tufts of hairs on the ears are apparently analogous to differences in certain wild species of the genus. A much more important difference, according to Daubenton,²⁵ is that the intestines of domestic cats are wider, and a third longer, than in wild cats of the same size; and this apparently has been caused by their less strictly carnivorous diet.

²⁵ Quoted by Lsd. Geoffroy, 'Hist. Nat. Gén.,' tom. iii. p. 427.

CHAPTER II.

HORSES AND ASSES.

HORSE. — DIFFERENCES IN THE BREEDS — INDIVIDUAL VARIABILITY OF — DIRECT EFFECTS OF THE CONDITIONS OF LIFE — CAN WITHSTAND MUCH COLD — BREEDS MUCH MODIFIED BY SELECTION — COLOURS OF THE HORSE — DAPPLING — DARK STRIPES ON THE SPINE, LEGS, SHOULDERS, AND FOREHEAD — DUN-COLOURED HORSES MOST FREQUENTLY STRIPED — STRIPES PROBABLY DUE TO REVERSION TO THE PRIMITIVE STATE OF THE HORSE.

ASSES. — BREEDS OF — COLOUR OF — LEG- AND SHOULDER-STRIPES — SHOULDER-STRIPES SOMETIMES ABSENT, SOMETIMES FORKED.

THE history of the Horse is lost in antiquity. Remains of this animal in a domesticated condition have been found in the Swiss lake-dwellings, belonging to the latter part of the Stone period.¹ At the present time the number of breeds is great, as may be seen by consulting any treatise on the Horse.² Looking only to the native ponies of Great Britain, those of the Shetland Isles, Wales, the New Forest, and Devonshire are distinguishable; and so it is with each separate island in the great Malay archipelago.³ Some of the breeds present great differences in size, shape of ears, length of mane, proportions of the body, form of the withers and hind quarters, and especially in the head. Compare the race-horse, dray-horse, and a Shetland pony in size, configuration, and disposition; and see how much greater the difference is than between the six or seven other living species of the genus *Equus*.

¹ Büttmeyer, 'Fauna der Pfalzbauten,' 1861, s. 122.

² See Youatt on the Horse: J. Lawrence on the Horse, 1829; W. C. L. Martin, 'History of the Horse,' 1845; Col. Ham. Smith, in 'Naturalist's Library, Horses,' 1841, vol. xii.: Prof. Veith, 'Die Naturgesch. Haussäugethiere,' 1856.

³ Crawford, 'Descript. Dict. of Indian Islands,' 1856, p. 153. "There

are many different breeds, every island having at least one peculiar to it." Thus in Sumatra there are at least two breeds; in Achin and Batubara one; in Java several breeds; one in Bali, Lombok, Sumbawa (one of the best breeds), Tambora, Bima, Gunung-api, Celebes, Sumba, and Philippines. Other breeds are specified by Zollinger in the 'Journal of the Indian Archipelago,' vol. v. p. 343, &c.

Of individual variations not known to characterise particular breeds, and not great or injurious enough to be called monstrosities, I have not collected many cases. Mr. G. Brown, of the Cirencester Agricultural College, who has particularly attended to the dentition of our domestic animals, writes to me that he has "several times noticed eight permanent incisors instead of six in the jaw." Male horses alone properly have canines, but they are occasionally found in the mare, though of small size.⁴ The number of ribs is properly eighteen, but Youatt⁵ asserts that not unfrequently there are nineteen on each side, the additional one being always the posterior rib. I have seen several notices of variations in the bones of the leg; thus Mr. Price⁶ speaks of an additional bone in the hock, and of certain abnormal appearances between the tibia and astragalus, as quite common in Irish horses, and not due to disease. Horses have often been observed, according to M. Gaudry,⁷ to possess a trapezium and a rudiment of a fifth metacarpal bone, so that "one sees appearing by monstrosity, in the foot of the horse, structures which normally exist in the foot of the *Hipparion*,"—an allied and extinct animal. In various countries horn-like projections have been observed on the frontal bones of the horse: in one case described by Mr. Percival they arose about two inches above the orbital processes, and were "very like those in a calf from five to six months old," being from half to three-quarters of an inch in length.⁸ Azara has described two cases in South America in which the projections were between three and four inches in length: other instances have occurred in Spain.

That there has been much inherited variation in the horse cannot be doubted, when we reflect on the number of the breeds existing throughout the world or even within the same country, and when we know that they have largely increased in number

⁴ 'The Horse,' &c., by John Lawrence, 1829, p. 14.

⁵ 'The Veterinary,' London, vol. v. p. 543.

⁶ Proc. Veterinary Assoc., in 'The Veterinary,' vol. xiii. p. 42.

⁷ 'Bulletin de la Soc. Géolog.,' tom. xxii., 1866, p. 22.

⁸ Mr. Percival, of the Enniskillen Dragoons, in 'The Veterinary,' vol. i. p. 224: see Azara, 'Des Quadrupèdes du Paraguay,' tom. ii. p. 313. The French translator of Azara refers to other cases mentioned by Huzard as occurring in Spain.

since the earliest known records.⁹ Even in so fleeting a character as colour, Hofacker¹⁰ found that, out of two hundred and sixteen cases in which horses of the same colour were paired, only eleven pairs produced foals of a quite different colour. As Professor Low¹¹ has remarked, the English race-horse offers the best possible evidence of inheritance. The pedigree of a race-horse is of more value in judging of its probable success than its appearance: "King Herod" gained in prizes 201,505*l.* sterling, and begot 497 winners; "Eclipse" begot 334 winners.

Whether the whole amount of difference between the various breeds be due to variation is doubtful. From the fertility of the most distinct breeds¹² when crossed, naturalists have generally looked at all the breeds as having descended from a single species. Few will agree with Colonel H. Smith, who believes that they have descended from no less than five primitive and differently coloured stocks.¹³ But as several species and varieties of the horse existed¹⁴ during the later tertiary periods, and as Rüttimeyer found differences in the size and form of the skull in the earliest known domesticated horses,¹⁵ we ought not to feel sure that all our breeds have descended from a single species. As we see that the savages of North and South America easily reclaim the feral horses, there is no improbability in savages in various quarters of the world having domesticated more than one native species or natural race. No aboriginal or truly wild horse is positively known now to exist; for it is thought by some authors that the wild horses of the East are escaped domestic animals.¹⁶ If our domestic breeds have descended from several

⁹ Godron, 'De l'Espèce,' tom. i. p. 378.

¹⁰ 'Ueber die Eigenschaften,' &c., 1828, s. 10.

¹¹ 'Domesticated Animals of the British Islands,' pp. 527, 532. In all the veterinary treatises and papers which I have read, the writers insist in the strongest terms on the inheritance by the horse of all good and bad tendencies and qualities. Perhaps the principle of inheritance is not really stronger in the horse than in any other animal; but, from its value, the tendency has been more carefully observed.

¹² Andrew Knight crossed breeds so different in size as a dray-horse and

Norwegian pony: see A. Walker on 'Intermarriage,' 1838, p. 205.

¹³ 'Naturalist's Library,' Horses, vol. xii. p. 208.

¹⁴ Gervais, 'Hist. Nat. Mamm.,' tom. ii. p. 143. Owen, 'British Fossil Mammals,' p. 383.

¹⁵ 'Kenntniß der fossilen Pferde,' 1863, s. 131.

¹⁶ Mr. W. C. L. Martin ('The Horse,' 1845, p. 34), in arguing against the belief that the wild Eastern horses are merely feral, has remarked on the improbability of man in ancient times having extirpated a species in a region where it can now exist in numbers.

species or natural races, these apparently have all become extinct in the wild state. With our present knowledge, the common view that all have descended from a single species is, perhaps, the most probable.

With respect to the causes of the modifications which horses have undergone, the conditions of life seem to produce a considerable direct effect. Mr. D. Forbes, who has had excellent opportunities of comparing the horses of Spain with those of South America, informs me that the horses of Chile, which have lived under nearly the same conditions as their progenitors in Andalusia, remain unaltered, whilst the Pampas horses and the Puno ponies are considerably modified. There can be no doubt that horses become greatly reduced in size and altered in appearance by living on mountains and islands; and this apparently is due to want of nutritious or varied food. Every one knows how small and rugged the ponies are on the Northern islands and on the mountains of Europe. Corsica and Sardinia have their native ponies; and there were,¹⁷ or still are, on some islands on the coast of Virginia, ponies like those of the Shetland Islands, which are believed to have originated through exposure to unfavourable conditions. The Puno ponies, which inhabit the lofty regions of the Cordillera, are, as I hear from Mr. D. Forbes, strange little creatures, very unlike their Spanish progenitors. Further south, in the Falkland Islands, the offspring of the horses imported in 1764 have already so much deteriorated in size¹⁸ and strength that they are unfitted for catching wild cattle with the lasso; so that fresh horses have to be brought for this purpose from La Plata at a great expense. The reduced size of the horses bred on both southern and northern islands, and on several mountain-chains, can hardly have been caused by the cold, as a similar reduction has occurred on the Virginian and Mediterranean islands. The horse can withstand intense cold, for wild troops live on the plains of Siberia under lat. 56°,¹⁹ and aboriginally the horse must

¹⁷ 'Transact. Maryland Academy,' vol. i. part i. p. 28.

¹⁸ Mr. Mackinnon on 'The Falkland Islands,' p. 25. The average height of the Falkland horses is said to be 14 hands 2 inches. See also my 'Journal

of Researches.'

¹⁹ Pallas, 'Act. Acad. St. Petersburg,' 1777, part ii. p. 265. With respect to the tarpans scraping away the snow, see Col. Hamilton Smith in 'Nat. Lib.,' vol. xii. p. 165.

have inhabited countries annually covered with snow, for he long retains the instinct of scraping it away to get at the herbage beneath. The wild tarpans in the East have this instinct; and, as I am informed by Admiral Sullivan, this is likewise the case with the horses which have run wild on the Falkland Islands; now this is the more remarkable as the progenitors of these horses could not have followed this instinct during many generations in La Plata: the wild cattle of the Falklands never scrape away the snow, and perish when the ground is long covered. In the northern parts of America the horses, descended from those introduced by the Spanish conquerors of Mexico, have the same habit, as have the native bisons, but not so the cattle introduced from Europe.²⁰

The horse can flourish under intense heat as well as under intense cold, for he is known to come to the highest perfection, though not attaining a large size, in Arabia and northern Africa. Much humidity is apparently more injurious to the horse than heat or cold. In the Falkland Islands, horses suffer much from the dampness; and this same circumstance may perhaps partly account for the singular fact that to the eastward of the Bay of Bengal,²¹ over an enormous and humid area, in Ava, Pegu, Siam, the Malayan archipelago, the Loo Choo Islands, and a large part of China, no full-sized horse is found. When we advance as far eastward as Japan, the horse reacquires his full size.²²

With most of our domesticated animals, some breeds are kept on account of their curiosity or beauty; but the horse is valued almost solely for its utility. Hence semi-monstrous breeds are not preserved; and probably all the existing breeds have been slowly formed either by the direct action of the conditions of life, or through the selection of individual differences. No doubt semi-monstrous breeds might have been formed: thus Mr. Waterton records²³ the case of a mare which produced suc-

²⁰ Franklin's 'Narrative,' vol. i. p. 87; note by Sir J. Richardson.

²¹ Mr. J. H. Moor, 'Notices of the Indian Archipelago:' Singapore, 1837, p. 189. A pony from Java was sent ('Athenæum,' 1842, p. 718) to the Queen only 28 inches in height. For

the Loo Choo Islands, see Beechey's 'Voyage,' 4th edit., vol. i. p. 499.

²² J. Crawford, 'History of the Horse;' 'Journal of Royal United Service Institution,' vol. iv.

²³ 'Essays on Natural History,' 2nd series, p. 161.

cessively three foals without tails; so that a tailless race might have been formed like the tailless races of dogs and cats. A Russian breed of horses is said to have frizzled hair, and Azara²¹ relates that in Paraguay horses are occasionally born, but are generally destroyed, with hair like that on the head of a negro; and this peculiarity is transmitted even to half-breeds: it is a curious case of correlation that such horses have short manes and tails, and their hoofs are of a peculiar shape like those of a mule.

It is scarcely possible to doubt that the long-continued selection of qualities serviceable to man has been the chief agent in the formation of the several breeds of the horse. Look at a dray-horse, and see how well adapted he is to draw heavy weights, and how unlike in appearance to any allied wild animal. The English race-horse is known to have proceeded from the commingled blood of Arabs, Turks, and Barbs; but selection and training have together made him a very different animal from his parent-stocks. As a writer in India, who evidently knows the pure Arab well, asks, who now, "looking at our present breed of race-horses, could have conceived that they were the result of the union of the Arab horse and African mare?" The improvement is so marked that in running for the Goodwood Cup "the first descendants of Arabian, Turkish, and Persian horses, are allowed a discount of 18 lbs. weight; and when both parents are of these countries a discount of 36 lbs."²² It is notorious that the Arabs have long been as careful about the pedigree of their horses as we are, and this implies great and continued care in breeding. Seeing what has been done in England by careful breeding, can we doubt that the Arabs must likewise have produced during the course of centuries a marked effect on the qualities of their horses? But we may go much farther back in time, for in the most ancient known book, the Bible, we hear of studs carefully kept for breeding,

²¹ 'Quadrupèdes du Paraguay,' tom. ii. p. 333.

²² Prof. Low, 'Domesticated Animals,' p. 546. With respect to the writer in India, see 'India Sporting Review,' vol. ii. p. 181. As Lawrence has remarked ('The Horse,' p. 9), "perhaps no instance

has ever occurred of a three-part bred horse (i.e. a horse, one of whose grand-parents was of impure blood) saving his distance in running two miles with thoroughbred racers." Some few instances are on record of seven-eighths racers having been successful.

and of horses imported at high prices from various countries.²⁶ We may therefore conclude that, whether or not the various existing breeds of the horse have proceeded from one or more aboriginal stocks, yet that a great amount of change has resulted from the direct action of the conditions of life, and probably a still greater amount from the long-continued selection by man of slight individual differences.

With several domesticated quadrupeds and birds, certain coloured marks are either strongly inherited or tend to reappear after having long been lost. As this subject will hereafter be seen to be of importance, I will give a full account of the colouring of horses. All English breeds, however unlike in size and appearance, and several of those in India and the Malay archipelago, present a similar range and diversity of colour. The English race-horse, however, is said²⁷ never to be dun-coloured; but as dun and cream-coloured horses are considered by the Arabs as worthless, "and fit only for Jews to ride,"²⁸ these tints may have been removed by long-continued selection. Horses of every colour, and of such widely different kinds as dray-horses, cobs, and ponies, are all occasionally dappled,²⁹ in the same manner as is so conspicuous with grey horses. This fact does not throw any clear light on the colouring of the aboriginal horse, but is a case of analogous variation, for even asses are sometimes dappled, and I have seen, in the British Museum, a hybrid from the ass and zebra dappled on its hinder quarters. By the expression analogous variation (and it is one that I shall often have occasion to use) I mean a variation occurring in a species or variety which resembles a normal character in another and distinct species or variety. Analogous variations may arise, as will be explained in a future chapter,

²⁶ Prof. Gervais (in his 'Hist. Nat. Mamm.' tom. ii. p. 144) has collected many facts on this head. For instance, Solomon (Kings, b. i. ch. x. v. 28) bought horses in Egypt at a high price.

²⁷ 'The Field,' July 13th, 1861, p. 42.

²⁸ E. Vernon Harcourt, 'Sporting in Algeria,' p. 26.

²⁹ I state this from my own observations made during several years on the

colours of horses. I have seen cream-coloured, light-dun and mouse-dun horses dappled, which I mention because it has been stated (Martin, 'History of the Horse,' p. 134) that duns are never dappled. Martin (p. 205) refers to dappled asses. In 'The Farrier' (London, 1828, pp. 453, 455) there are some good remarks on the dapping of horses; and likewise in Col. Hamilton Smith on 'The Horse.'

from two or more forms with a similar constitution having been exposed to similar conditions,—or from one of two forms having reacquired through reversion a character inherited by the other form from their common progenitor,—or from both forms having reverted to the same ancestral character. We shall immediately see that horses occasionally exhibit a tendency to become striped over a large part of their bodies; and as we know that stripes readily pass into spots and cloudy marks in the varieties of the domestic cat and in several feline species—even the cubs of the uniformly-coloured lion being spotted with dark marks on a lighter ground—we may suspect that the dappling of the horse, which has been noticed by some authors with surprise, is a modification or vestige of a tendency to become striped.

This tendency in the horse to become striped is in several respects an interesting fact. Horses of all colours, of the most diverse breeds, in various parts of the world, often have a dark stripe extending along the spine, from the mane to the tail; but this is so common that I need enter into no particulars.²⁰ Occasionally horses are transversely barred on the legs, chiefly on the under side; and more rarely they have a distinct stripe on the shoulder, like that on the shoulder of the ass, or a broad dark patch representing a stripe. Before entering on any details I must premise that



Fig. 1.—Dun Devonshire Pony, with shoulder, spinal, and leg stripes.

²⁰ Some details are given in 'The Farrier,' 1828, pp. 452, 455. One of the least ponies I ever saw, of the colour of a mouse, had a conspicuous spinal

stripe. A small Indian chestnut pony had the same stripe, as had a remarkably heavy chestnut cart-horse. Race-horses often have the spinal

the term dun-coloured is vague, and includes three groups of colour, viz. that between cream-colour and reddish-brown, which graduates into light-bay or light-chesnut—this, I believe, is often called fallow-dun; secondly, leaden or slate-colour or mouse-dun, which graduates into an ash-colour; and, lastly, dark-dun, between brown and black. In England I have examined a rather large, lightly-built, fallow-dun Devonshire pony (fig. 1), with a conspicuous stripe along the back, with light transverse stripes on the under sides of its front legs, and with four parallel stripes on each shoulder. Of these four stripes the posterior one was very minute and faint; the anterior one, on the other hand, was long and broad, but interrupted in the middle, and truncated at its lower extremity, with the anterior angle produced into a long tapering point. I mention this latter fact because the shoulder-stripe of the ass occasionally presents exactly the same appearance. I have had an outline and description sent to me of a small, purely-bred, light fallow-dun Welch pony, with a spinal stripe, a single transverse stripe on each leg, and three shoulder-stripes; the posterior stripe corresponding with that on the shoulder of the ass was the longest, whilst the two anterior parallel stripes, arising from the mane, decreased in length, in a reversed manner as compared with the shoulder-stripes on the above-described Devonshire pony. I have seen a bright fallow-dun, strong cob, with its front legs transversely barred on the under sides in the most conspicuous manner; also a dark-leaden mouse-coloured pony with similar leg stripes, but much less conspicuous; also a bright fallow-dun colt, fully three-parts thoroughbred, with very plain transverse stripes on the legs; also a chesnut-dun cart-horse with a conspicuous spinal stripe, with distinct traces of shoulder-stripes, but none on the legs; I could add other cases. My son made a sketch for me of a large, heavy, Belgian cart-horse, of a fallow-dun, with a conspicuous spinal stripe, traces of leg-stripes, and with two parallel (three inches apart) stripes about seven or eight inches in length on both shoulders. I have seen another rather light cart-horse, of a dirty dark cream-colour, with striped legs, and on one shoulder a large ill-defined dark cloudy patch, and on the opposite shoulder two parallel faint stripes. All the cases yet mentioned are duns of various tints; but Mr. W. W. Edwards has seen a nearly thoroughbred chesnut horse which had the spinal stripe, and distinct bars on the legs; and I have seen two bay carriage-horses with black spinal stripes; one of these horses had on each shoulder a light shoulder-stripe, and the other had a broad black ill-defined stripe, running obliquely half-way down each shoulder; neither had leg-stripes.

The most interesting case which I have met with occurred in a colt of my own breeding. A bay mare (descended from a dark-brown Flemish mare by a light grey Turcoman horse) was put to Hercules, a thoroughbred dark bay, whose sire (Kingston) and dam were both bays. The colt ultimately turned old brown; but when only a fortnight old it was a dirty bay, shaded with mouse-grey, and in parts with a yellowish tint: it had only a trace of the spinal stripe, with a few obscure transverse bars on the legs; but almost the whole body was marked with very narrow dark stripes, in most parts so obscure as to be visible only in certain lights, like the

stripes which may be seen on black kittens. These stripes were distinct on the hind-quarters, where they diverged from the spine, and pointed a little forwards; many of them as they diverged from the spine became a little branched, exactly in the same manner as in some zebrine species. The stripes were plainest on the forehead between the ears, where they formed a set of pointed arches, one under the other, decreasing in size downwards towards the muzzle; exactly similar marks may be seen on the forehead of the quagga and Burchell's zebra. When this foal was two or three months old all the stripes entirely disappeared. I have seen similar marks on the forehead of a fully grown, fallow-dun, cob-like horse, having a conspicuous spinal stripe, and with its front legs well barred.

In Norway the colour of the native horse or pony is dun, varying from almost cream-colour to dark mouse-dun; and an animal is not considered purely bred unless it has the spinal and leg stripes.²¹ In one part of the country my son estimated that about a third of the ponies had striped legs; he counted seven stripes on the fore-legs and two on the hind-legs of one pony; only a few of them exhibited traces of shoulder-stripes; but I have heard of a cob imported from Norway which had the shoulder as well as the other stripes well developed. Colonel Ham. Smith²² alludes to dun-horses with the spinal stripe in the Sierras of Spain; and the horses originally derived from Spain, in some parts of South America, are now duns. Sir W. Elliot informs me that he inspected a herd of 300 South American horses imported into Madras, and many of these had transverse stripes on the legs and short shoulder-stripes; the most strongly marked individual, of which a coloured drawing was sent me, was a mouse-dun, with the shoulder-stripes slightly forked.

In the North-Western parts of India striped horses of more than one breed are apparently commoner than in any other part of the world; and I have received information respecting them from several officers, especially from Colonel Poole, Colonel Curtis, Major Campbell, Brigadier St. John, and others. The Kattywar horses are often fifteen or sixteen hands in height, and are well but lightly built. They are of all colours, but the several kinds of duns prevail; and these are so generally striped, that a horse without stripes is not considered pure. Colonel Poole believes that all the duns have the spinal stripe, the leg-stripes are generally present, and he thinks that about half the horses have the shoulder-stripe; this stripe is sometimes double or treble on both shoulders. Colonel Poole has often seen stripes on the cheeks and sides of the nose. He has seen stripes on the grey and bay Kattywars when first foaled, but they soon faded away. I have received other accounts of cream-coloured, bay, brown, and grey Kattywar horses being striped. Eastward of India, the Shan (north of Burmah) ponies, as I am informed by Mr. Blyth, have spinal, leg, and shoulder stripes. Sir W. Elliot informs me that he saw two bay Pegu ponies with

²¹ I have received information, through the kindness of the Consul-General, Mr. J. R. Crowe, from Prof. Boeck, Rasck, and Esnarek, on the

colours of the Norwegian ponies. See, also, 'The Field,' 1861, p. 431.

²² Col. Ham. Smith, 'Nat. Lib.,' vol. xii. p. 275.*

leg-stripes. Burmese and Javanese ponies are frequently dun-coloured, and have the three kinds of stripes, "in the same degree as in England."²² Mr. Swinhoe informs me that he examined two light-dun ponies of two Chinese breeds, viz. those of Shangai and Amoy; both had the spinal stripe, and the latter an indistinct shoulder-stripe.

We thus see that in all parts of the world breeds of the horse as different as possible, when of a dun-colour (including under this term a wide range of tint from cream to dusky black), and rarely when of bay, grey, and chestnut shades, have the several above-specified stripes. Horses which are of a yellow colour with white mane and tail, and which are sometimes called duns, I have never seen with stripes.²⁴

From reasons which will be apparent in the chapter on Reversion, I have endeavoured, but with poor success, to discover whether duns, which are so much oftener striped than other coloured horses, are ever produced from the crossing of two horses, neither of which are duns. Most persons to whom I have applied believe that one parent must be a dun; and it is generally asserted, that, when this is the case, the dun-colour and the stripes are strongly inherited.²³ One case has fallen under my own observation of a foal from a black mare by a bay horse, which when fully grown was a dark fallow-dun and had a narrow but plain spinal stripe. Hofacker²⁵ gives two instances of mouse-duns (Mausrapp) being produced from two parents of different colours and neither duns.

I have also endeavoured with little success to find out whether the stripes are generally plainer or less plain in the foal than in the adult horse. Colonel Poole informs me that, as he believes, "the stripes are plainest when the colt is first foaled; they then become less and less distinct till after the first coat is shed, when they come out as strongly as before; but certainly often fade away as the age of the horse increases." Two other accounts confirm this fading of the stripes in old horses in India. One writer, on the other hand, states that colts are often born without stripes, but that they appear as the colt grows older. Three authorities affirm that in Norway the stripes are less plain in the foal than in the adult. Perhaps there is no fixed rule. In the case described by me of the young foal which was narrowly striped over nearly all its body, there was no doubt about the early and complete disappearance of the stripes. Mr. W. W. Edwards examined for me twenty-two foals of race-horses, and twelve had the spinal stripe more or less plain; this fact, and some other accounts which I have received, lead me to believe that the spinal stripe often disappears in the English race-horse when old. On the whole I infer that the stripes are generally plainest in the foal, and tend to disappear in old age.

The stripes are variable in colour, but are always darker than the rest of the body. They do not by any means always

²² Mr. G. Clark, in 'Annals and Mag. of Nat. History,' 2nd series, vol. ii., 1848, p. 363. Mr. Wallace informs me that he saw in Java a dun and chestnut-coloured horse with spinal and leg stripes.

²³ See, also, on this point, 'The Field,' July 27th, 1861, p. 91.

²⁴ 'The Field,' 1861, pp. 431, 493, 545.

²⁵ 'Ueber die Eigenschaften,' &c., 1828, s. 13, 14.

coexist on the different parts of the body: the legs may be striped without any shoulder-stripe, or the converse case, which is rarer, may occur; but I have never heard of either shoulder or leg-stripes without the spinal stripe. The latter is by far the commonest of all the stripes, as might have been expected, as it characterises the other seven or eight species of the genus. It is remarkable that so trifling a character as the shoulder-stripe being double or triple should occur in such different breeds as Welch and Devonshire ponies, the Shan pony, heavy cart-horses, light South American horses, and the lanky Kattywar breed. Colonel Hamilton Smith believes that one of his five supposed primitive stocks was dun-coloured and striped; and that the stripes in all the other breeds result from ancient crosses with this one primitive dun; but it is extremely improbable that different breeds living in such distant quarters of the world should all have been crossed with any one aboriginally distinct stock. Nor have we any reason to believe that the effects of a cross at a very remote period could be propagated for so many generations as is implied on this view.

With respect to the primitive colour of the horse having been dun, Colonel Hamilton Smith²⁷ has collected a large body of evidence showing that this tint was common in the East as far back as the time of Alexander, and that the wild horses of Western Asia and Eastern Europe now are, or recently were, of various shades of dun. It seems that not very long ago a wild breed of dun-coloured horses with a spinal stripe was preserved in the royal parks in Prussia. I hear from Hungary that the inhabitants of that country look at the duns with a spinal stripe as the aboriginal stock, and so it is in Norway. Dun-coloured ponies are not rare in the mountainous parts of Devonshire, Wales, and Scotland, where the aboriginal breed would have had the best chance of being preserved. In South America in the time of Azara, when the horse had been feral for about 250 years, 90 out of 100 horses were "bai-châtains," and the remaining ten were "zains," and not more than one in 2000

²⁷ 'Naturalist's Library,' vol. xii. (1841), pp. 109, 156 to 163, 280, 281. Cream-colour, passing into Isabella (i.e. the colour of the dirty linen of Queen Isabella), seems to have been common

in ancient times. See also Pallas's account of the wild horses of the East, who speaks of dun and brown as the prevalent colours.

black. Zain is generally translated as dark without any white; but as Azara speaks of mules being "zain-clair," I suspect that zain must have meant dun-coloured. In some parts of the world feral horses show a strong tendency to become roans.²⁵

In the following chapters on the Pigeon we shall see that in pure breeds of various colours, when a blue bird is occasionally produced, certain black marks invariably appear on the wings and tail; so again, when variously coloured breeds are crossed, blue birds with the same black marks are frequently produced. We shall further see that these facts are explained by, and afford strong evidence in favour of, the view that all the breeds are descended from the rock-pigeon, or *Columba livia*, which is thus coloured and marked. But the appearance of the stripes on the various breeds of the horse, when of a dun-colour, does not afford nearly such good evidence of their descent from a single primitive stock as in the case of the pigeon; because no certainly wild horse is known as a standard of comparison; because the stripes when they do appear are variable in character; because there is far from sufficient evidence of the appearance of the stripes from the crossing of distinct breeds; and lastly, because all the species of the genus *Equus* have the spinal stripe, and several have shoulder and leg stripes. Nevertheless the similarity in the most distinct breeds in their general range of colour, in their dappling, and in the occasional appearance, especially in duns, of leg-stripes and of double or triple shoulder-stripes, taken together, indicate the probability of the descent of all the existing races from a single, dun-coloured, more or less striped, primitive stock, to which our horses still occasionally revert.

²⁵ Azara, 'Quadrupèdes du Paraguay,' tom. II. p. 307; for the colour of mules, see p. 350. In North America, Catlin (vol. II. p. 57) describes the wild horses, believed to have descended from the Spanish horses of Mexico, as of all colours, black, grey, roan, and roan pied with sorrel. F. Michaux ('Travels in North America,' Eng. transl., p. 235)

describes two wild horses from Mexico as roan. In the Falkland Islands, where the horse has been feral only between 60 and 70 years, I was told that roans and iron-greys were the prevalent colours. These several facts show that horses do not generally revert to any uniform colour.

THE ASS.

FOUR species of Asses, besides three of zebras, have been described by naturalists; but there can now be little doubt that our domesticated animal is descended from one alone, namely, the *Asinus taniopus* of Abyssinia.³⁹ The ass is sometimes advanced as an instance of an animal domesticated, as we know by the Old Testament, from an ancient period, which has varied only in a very slight degree. But this is by no means strictly true; for in Syria alone there are four breeds;⁴⁰ first, a light and graceful animal, with an agreeable gait, used by ladies; secondly, an Arab breed reserved exclusively for the saddle; thirdly, a stouter animal used for ploughing and various purposes; and lastly, the large Damascus breed, with a peculiarly long body and ears. In this country, and generally in Central Europe, though the ass is by no means uniform in appearance, it has not given rise to distinct breeds like those of the horse. This may probably be accounted for by the animal being kept chiefly by poor persons, who do not rear large numbers, nor carefully match and select the young. For, as we shall see in a future chapter, the ass can with ease be greatly improved in size and strength by careful selection, combined no doubt with good food; and we may infer that all its other characters would be equally amenable to selection. The small size of the ass in England and Northern Europe is apparently due far more to want of care in breeding than to cold; for in Western India, where the ass is used as a beast of burden by some of the lower castes, it is not much larger than a Newfoundland dog, "being generally not more than from twenty to thirty inches high."⁴¹

The ass varies greatly in colour; and its legs, especially the fore-legs, both in England and other countries—for instance, in China—are occasionally barred transversely more plainly than those of dun-coloured horses. With the horse the occasional appearance of leg-stripes was accounted for, through the principle of reversion, by the supposition that the primitive horse was

³⁹ Dr. Selater, in 'Proc. Zoolog. Soc.,' 1862, p. 164.

⁴⁰ W. C. Martin, 'History of the Horse,' 1845, p. 207.

⁴¹ Col. Sykes' Cat. of Mammalia, 'Proc. Zoolog. Soc.,' July 12th, 1831. Williamson, 'Oriental Field Sports,' vol. ii., quoted by Martin, p. 206.

thus striped; with the ass we may confidently advance this explanation, for the parent-form, the *A. taniopus*, is known to be barred, though only in a slight degree, across the legs. The stripes are believed to occur most frequently and to be plainest on the legs of the domestic ass during early youth,⁴² as is apparently likewise the case with the horse. The shoulder-stripe, which is so eminently characteristic of the species, is nevertheless variable in breadth, length, and manner of termination. I have measured a shoulder-stripe four times as broad as another; and some more than twice as long as others. In one light-grey ass the shoulder-stripe was only six inches in length, and as thin as a piece of string; and in another animal of the same colour there was only a dusky shade representing a stripe. I have heard of three white asses, not albinos, with no trace of shoulder or spinal stripes;⁴³ and I have seen nine other asses with no shoulder-stripe, and some of them had no spinal stripe. Three of the nine were light-greys, one a dark-grey, another grey passing into reddish-roan, and the others were brown, two being tinted on parts of their bodies with a reddish or bay shade. Hence we may conclude that, if grey and reddish-brown asses had been steadily selected and bred from, the shoulder-stripe would have been almost as generally and as completely lost as in the case of the horse.

The shoulder-stripe on the ass is sometimes double, and Mr. Blyth has seen even three or four parallel stripes.⁴⁴ I have observed in ten cases shoulder-stripes abruptly truncated at the lower end, with the anterior angle produced into a tapering point, precisely as has been figured in the dun Devonshire pony. I have seen three cases of the terminal portion abruptly and angularly bent; and two cases of a distinct though slight forking. In Syria, Dr. Hooker and his party observed for me no less than five instances of the shoulder-stripe being plainly forked over the fore leg. In the common mule it is likewise sometimes forked. When I first noticed the forking and angular bending of the shoulder-stripe, I had seen enough of the stripes

⁴² Blyth, in 'Charlesworth's Mag. of Nat. Hist.,' vol. iv., 1840, p. 83. I have also been assured by a breeder that this is the case.

⁴³ One case is given by Martin,

'The Horse,' p. 205.

⁴⁴ 'Journal As. Soc. of Bengal,' vol. xxviii. 1860, p. 231. Martin on the Horse, p. 205.

in the various equine species to feel convinced that even a character so unimportant as this had a distinct meaning, and was thus led to attend to the subject. I now find that in the *Asinus Burchellii* and *quagga*, the stripe which corresponds with the shoulder-stripe of the ass, as well as some of the stripes on the neck, bifurcate, and that some of those near the shoulder have their extremities angularly bent backwards. The forking and angular bending of the stripes on the shoulders apparently stand in relation with the changed direction of the nearly upright stripes on the sides of the body and neck to the transverse bars on the legs. Finally we see that the presence of shoulder, leg, and spinal stripes in the horse,—their occasional absence in the ass,—the occurrence of double and triple shoulder-stripes in both animals, and the similar manner in which these stripes terminate at their lower extremities,—are all cases of analogous variation in the horse and ass. These cases are probably not due to similar conditions acting on similar constitutions, but to a partial reversion in colour to the common progenitor of these two species, as well as of the other species of the genus. We shall hereafter have to return to this subject, and discuss it more fully.

CHAPTER III.

PIGS — CATTLE — SHEEP — GOATS.

PIGS BELONG TO TWO DISTINCT TYPES, *SUS SCROFA* AND *INDICA* — TOEF-SCHWEIN — JAPAN PIG — FERTILITY OF CROSSED PIGS — CHANGES IN THE SKULL OF THE HIGHLY CULTIVATED RACES — CONVERGENCE OF CHARACTER — GESTATION — SOLID-HOOVED SWINE — CURIOUS APPENDAGES TO THE JAWS — DECREASE IN SIZE OF THE TUSKS — YOUNG PIGS LONGITUDINALLY STRIPED — FERAL PIGS — CROSSED BREEDS.

CATTLE. — ZEBU A DISTINCT SPECIES — EUROPEAN CATTLE PROBABLY DESCENDED FROM THREE WILD FORMS — ALL THE RACES NOW FERTILE TOGETHER — BRITISH PARK CATTLE — ON THE COLOUR OF THE ABORIGINAL SPECIES — CONSTITUTIONAL DIFFERENCES — SOUTH AFRICAN RACES — SOUTH AMERICAN RACES — NIATA CATTLE — ORIGIN OF THE VARIOUS RACES OF CATTLE.

SHEEP. — REMARKABLE RACES OF — VARIATIONS ATTACHED TO THE MALE SEX — ADAPTATIONS TO VARIOUS CONDITIONS — GESTATION OF — CHANGES IN THE WOOL — SEMI-MONSTROUS BREEDS.

GOATS. — REMARKABLE VARIATIONS OF.

THE breeds of the pig have recently been more closely studied, though much still remains to be done, than those of almost any other domesticated animal. This has been effected by Hermann von Nathusius in two admirable works, especially in the later one on the Skulls of the several races, and by Rütimeyer in his celebrated Fauna of the ancient Swiss lake-dwellings.¹ Nathusius has shown that all the known breeds may be divided in two great groups: one resembling in all important respects and no doubt descended from the common wild boar; so that this may be called the *Sus scrofa* group. The other group differs in several important and constant osteological characters; its wild parent-form is unknown; the name given to it by Nathusius, according to the law of priority, is *Sus Indica* of Pallas. This name must now be followed, though an unfortunate one, as the wild aboriginal does not inhabit India, and the best-known domesticated breeds have been imported from Siam and China.

¹ Hermann von Nathusius, 'Die Racen des Schweines,' Berlin, 1860; and 'Vorstudien für Geschichte,' &c.,

'Schweineschädel,' Berlin, 1864. Rütimeyer, 'Die Fauna der Pfahlbauten,' Basel, 1861.

Firstly, the *Sus scrofa* breeds, or those resembling the common wild boar. These still exist, according to Nathusius (Schweineschädel, s. 75), in various parts of central and northern Europe; formerly every kingdom,² and almost every province in Britain, possessed its own native breed; but these are now everywhere rapidly disappearing, being replaced by improved breeds crossed with the *S. Indica* form. The skull in the breeds of the *S. scrofa* type resembles, in all important respects, that of the European wild boar; but it has become (Schweineschädel, s. 63-68) higher and broader relatively to its length; and the hinder part is more upright. The differences, however, are all variable in degree. The breeds which thus resemble *S. scrofa* in their essential skull-characters differ conspicuously from each other in other respects, as in the length of the ears and legs, curvature of the ribs, colour, hairiness, size and proportions of the body.

The wild *Sus scrofa* has a wide range, namely, Europe, North Africa, as identified by osteological characters by Rüttimeyer, and Hindostan, as similarly identified by Nathusius. But the wild boars inhabiting these several countries differ so much from each other in external characters, that they have been ranked by some naturalists as specifically distinct. Even within Hindostan these animals, according to Mr. Blyth, form very distinct races in the different districts; in the N. Western provinces, as I am informed by the Rev. R. Everest, the boar never exceeds 36 inches in height, whilst in Bengal one has been measured 44 inches in height. In Europe, Northern Africa, and Hindostan, domestic pigs have been known to cross with the wild native species;³ and in Hindostan an accurate observer,⁴ Sir Walter Elliot, after describing the differences between wild Indian and wild German boars, remarks that "the same differences are perceptible in the domesticated

² Nathusius, 'Die Racen des Schweines,' Berlin, 1860. An excellent appendix is given with references to published and trustworthy drawings of the breeds of each country.

³ For Europe, see Bechstein, 'Naturgesch. Deutschlands,' 1801, b. i., s. 505. Several accounts have been published on the fertility of the off-

spring from wild and tame swine. See Burdach's 'Physiology,' and Godron, 'De l'Espèce,' tom. i. p. 370. For Africa, 'Bull. de la Soc. d'Acclimat.,' tom. iv. p. 389. For India, see Nathusius, 'Schweineschädel,' s. 148.

⁴ Sir W. Elliot, Catalogue of Mammalia, 'Madras Journal of Lit. and Science,' vol. x. p. 219.

individuals of the two countries." We may therefore conclude that the breeds of the *Sus scrofa* type have either descended from, or been modified by crossing with, forms which may be ranked as geographical races, but which are, according to some naturalists, distinct species.

Pigs of the *Sus Indica* type are best known to Englishmen under the form of the Chinese breed. The skull of *S. Indica*, as described by Nathusius, differs from that of *S. scrofa* in several minor respects, as in its greater breadth and in some details in the teeth; but chiefly in the shortness of the lachrymal bones, in the greater width of the fore part of the palate-bones, and in the divergence of the premolar teeth. It deserves especial notice that these latter characters are not gained, even in the least degree, by the domesticated forms of *S. scrofa*. After reading the remarks and descriptions given by Nathusius, it seems to me to be merely playing with words to doubt whether *S. Indica* ought to be ranked as a species; for the above-specified differences are more strongly marked than any that can be pointed out between, for instance, the fox and the wolf, or the ass and the horse. As already stated, *S. Indica* is not known in a wild state; but its domesticated forms, according to Nathusius, come near to *S. vittatus* of Java and some allied species. A pig found wild in the Aru islands (Schweineschädel, s. 169) is apparently identical with *S. Indica*; but it is doubtful whether this is a truly native animal. The domesticated breeds of China, Cochin-China, and Siam belong to this type. The Roman or Neapolitan breed, the Andalusian, the Hungarian, and the "Krause" swine of Nathusius, inhabiting south-eastern Europe and Turkey, and having fine curly hair, and the small Swiss "Bündnerschwein" of Rüttimeyer, all agree in their more important skull characters with *S. Indica*, and, as is supposed, have all been largely crossed with this form. Pigs of this type have existed during a long period on the shores of the Mediterranean, for a figure (Schweineschädel, s. 142) closely resembling the existing Neapolitan pig has been found in the buried city of Herculaneum.

Rüttimeyer has made the remarkable discovery that there lived contemporaneously in Switzerland, during the later Stone or Neolithic period, two domesticated forms, the *S. scrofa*, and

the *S. scrofa palustris* or Torfschwein. Rüttimeyer perceived that the latter approached the Eastern breeds, and, according to Nathusius, it certainly belongs to the *S. Indica* group; but Rüttimeyer has subsequently shown that it differs in some well-marked characters. This author was formerly convinced that his Torfschwein existed as a wild animal during the first part of the Stone period, and was domesticated during a later part of the same period.⁵ Nathusius, whilst he fully admits the curious fact first observed by Rüttimeyer, that the bones of domesticated and wild animals can be distinguished by their different aspect, yet, from special difficulties in the case of the bones of the pig (Schweineschädel, s. 147), is not convinced of the truth of this conclusion; and Rüttimeyer himself seems now to feel some doubt. As the Torfschwein was domesticated at so early a period, and as its remains have been found in several parts of Europe, belonging to various historic and prehistoric ages,⁶ and as closely allied forms still exist in Hungary and on the shores of the Mediterranean, one is led to suspect that the wild *S. Indica* formerly ranged from Europe to China, in the same manner as *S. scrofa* now ranges from Europe to Hindostan. Or, as Rüttimeyer apparently suspects, a third allied species may formerly have lived in Europe and Eastern Asia.

Several breeds, differing in the proportions of the body, in the length of the ears, in the nature of the hair, in colour, &c., come under the *S. Indica* type. Nor is this surprising, considering how ancient the domestication of this form has been both in Europe and in China. In this latter country the date is believed by an eminent Chinese scholar⁷ to go back at least 4900 years from the present time. This same scholar alludes to the existence of many local varieties of the pig in China; and at the present time the Chinese take extraordinary pains in feeding and tending their pigs, not even allowing them to walk from place to place.⁸ Hence the Chinese breed, as Nathusius has remarked,⁹ displays in an eminent degree the characters of a highly-cultivated race, and hence, no doubt, its

⁵ 'Pflanzbauten,' s. 163 et passim.

⁶ See Rüttimeyer's *Neue Beiträge*, . . . Torfschweine, *Verh. Naturf. Gesell. in Basel*, iv. i., 1865, s. 139.

⁷ Stan. Julien, quoted by De Blain-

ville, 'Ostéographie,' p. 163.

⁸ Richardson, 'Pigs, their Origin,' &c., p. 26.

⁹ 'Die Racen des Schweines,' s. 47, 64.

high value in the improvement of our European breeds. Nathusius makes a remarkable statement (Schweineschädel, s. 138), that the infusion of the $\frac{1}{4}$ nd, or even of the $\frac{1}{8}$ th, part of the blood of *S. Indica* into a breed of *S. scrofa*, is sufficient plainly to modify the skull of the latter species. This singular fact may perhaps be accounted for by several of the chief distinctive characters of *S. Indica*, such as the shortness of the lachrymal bones, &c., being common to several of the species of the genus; for in crosses the characters which are common to many species apparently tend to be prepotent over those appertaining to only a few species.

The Japan pig (*S. pliciceps* of Gray), which has been recently exhibited in the Zoological Gardens, has an extraordinary appearance from its short head, broad forehead and nose, great fleshy ears, and deeply furrowed skin. The following woodcut is copied from that given by Mr. Bartlett.¹⁰ Not only



Fig. 2.—Head of Japan or Masked Pig. (Copied from Mr. Bartlett's paper in Proc. Zoolog. Soc. 1861, p. 263.)

¹⁰ Proc. Zoolog. Soc., 1861, p. 263.

is the face furrowed, but thick folds of skin, which are harder than the other parts, almost like the plates on the Indian rhinoceros, hang about the shoulders and rump. It is coloured black, with white feet, and breeds true. That it has long been domesticated there can be little doubt; and this might have been inferred even from the fact that its young are not longitudinally striped; for this is a character common to all the species included within the genus *Sus* and the allied genera whilst in their natural state.¹¹ Dr. Gray¹² has described the skull of this animal, which he ranks not only as a distinct species, but places it in a distinct section of the genus. Nathusius, however, after his careful study of the whole group, states positively (*Schweineschädel*, s. 153-158) that the skull in all essential characters closely resembles that of the short-eared Chinese breed of the *S. Indica* type. Hence Nathusius considers the Japan pig as only a domesticated variety of *S. Indica*: if this really be the case, it is a wonderful instance of the amount of modification which can be effected under domestication.

Formerly there existed in the central islands of the Pacific Ocean a singular breed of pigs. These are described by the Rev. D. Tyerman and G. Bennett¹³ as of small size, hump-backed, with a disproportionately long head, with short ears turned backwards, with a bushy tail not more than two inches in length, placed as if it grew from the back. Within half a century after the introduction into these islands of European and Chinese pigs, the native breed, according to the above authors, became almost completely lost by being repeatedly crossed with them. Secluded islands, as might have been expected, seem favourable for the production or retention of peculiar breeds; thus, in the Orkney Islands, the hogs have been described as very small, with erect and sharp ears, and "with an appearance altogether different from the hogs brought from the south."¹⁴

Seeing how different the Chinese pigs, belonging to the *Sus Indica* type, are in their osteological characters and in external

¹¹ Selater, in 'Proc. Zoolog. Soc.,' Feb. 26th, 1861.

¹² 'Proc. Zoolog. Soc.,' 1862, p. 13.

¹³ 'Journal of Voyages and Travels

from 1821 to 1829,' vol. i. p. 300.

¹⁴ Rev. G. Low, 'Fauna Orcadensis,' p. 10. See also Dr. Hibbert's account of the pig of the Shetland Islands.

appearance from the pigs of the *S. scrofa* type, so that they must be considered specifically distinct, it is a fact well deserving attention, that Chinese and common pigs have been repeatedly crossed in various manners, with unimpaired fertility. One great breeder who had used pure Chinese pigs assured me that the fertility of the half-breeds *inter se* and of their recrossed progeny was actually increased; and this is the general belief of agriculturists. Again, the Japan pig or *S. pliociceps* of Gray is so distinct in appearance from all common pigs, that it stretches one's belief to the utmost to admit that it is simply a domestic variety; yet this breed has been found perfectly fertile with the Berkshire breed; and Mr. Eyton informs me that he paired a half-bred brother and sister and found them quite fertile together.

The modifications of the skull in the most highly cultivated races are wonderful. To appreciate the amount of change, Nathusius' work, with its excellent figures, should be studied. The whole of the exterior of the skull in all its parts has been altered; the hinder surface, instead of sloping backwards, is directed forwards, entailing many changes in other parts; the front of the head is deeply concave; the orbits have a different shape; the auditory meatus has a different direction and shape; the incisors of the upper and lower jaws do not touch each other, and they stand in both jaws above the plane of the molars; the canines of the upper jaw stand in front of those of the lower jaw, and this is a remarkable anomaly: the articular surfaces of the occipital condyles are so greatly changed in shape, that, as Nathusius remarks (s. 133), no naturalist, seeing this important part of the skull by itself, would suppose that it belonged to the genus *Sus*. These and various other modifications, as Nathusius observes, can hardly be considered as monstrosities, for they are not injurious, and are strictly inherited. The whole head is much shortened; thus, whilst in common breeds its length to that of the body is as 1 to 6, in the "cultur-races" the proportion is as 1 to 9, and even recently as 1 to 11.¹⁵ The following woodcut¹⁶

¹⁵ 'Die Racen des Schweines,' s. 70.

excellent edition of 'The Pig,' by Youatt, 1860. See pp. 1, 16, 19.

¹⁶ These woodcuts are copied from engravings given in Mr. S. Sidney's

of the head of a wild boar and of a sow from a photograph of the Yorkshire Large Breed, may aid in showing how greatly the head in a highly cultivated race has been modified and shortened.



Fig. 3.—Head of Wild Boar, and of "Golden Days," a pig of the Yorkshire Large Breed; the latter from a photograph. (Copied from Stacey's edit. of 'The Pig,' by Youatt.)

the head. In highly cultivated races this habit is no longer followed, and consequently the back of the skull becomes modified in shape, entailing other changes in other parts. There can hardly be a doubt that so great a change in habits would

Nathusius has well discussed the causes of the remarkable changes in the skull and shape of the body which the highly cultivated races have undergone. These modifications occur chiefly in the pure and crossed races of the *S. Indica* type; but their commencement may be clearly detected in the slightly improved breeds of the *S. scrofa* type.¹⁷ Nathusius states positively (s. 99, 103), as the result of common experience and of his experiments, that rich and abundant food, given during youth, tends by some direct action to make the head broader and shorter; and that poor food works a contrary result. He lays much stress on the fact that all wild and semi-domesticated pigs, in ploughing up the ground with their muzzles, have, whilst young, to exert the powerful muscles fixed to the hinder part of

¹⁷ 'Schweinschädel,' s. 74, 135.

affect the skull; but it seems rather doubtful how far this will account for the greatly reduced length of the skull and for its concave front. It is well known (Nathusius himself advancing many cases, s. 104) that there is a strong tendency in many domestic animals—in bull- and pug-dogs, in the niata cattle, in sheep, in Polish fowls, short-faced tumbler pigeons, and in one variety of the carp—for the bones of the face to become greatly shortened. In the case of the dog, as H. Müller has shown, this seems caused by an abnormal state of the primordial cartilage. We may, however, readily admit that abundant and rich food supplied during many generations would give an inherited tendency to increased size of body, and that, from disuse, the limbs would become finer and shorter.¹⁸ We shall in a future chapter also see that the skull and limbs are apparently in some manner correlated, so that any change in the one tends to affect the other.

Nathusius has remarked, and the observation is an interesting one, that the peculiar form of the skull and body in the most highly cultivated races is not characteristic of any one race, but is common to all when improved up to the same standard. Thus the large-bodied, long-eared, English breeds with a convex back, and the small-bodied, short-eared, Chinese breeds with a concave back, when bred to the same state of perfection, nearly resemble each other in the form of the head and body. This result, it appears, is partly due to similar causes of change acting on the several races, and partly to man breeding the pig for one sole purpose, namely, for the greatest amount of flesh and fat; so that selection has always tended towards one and the same end. With most domestic animals the result of selection has been divergence of character, here it has been convergence.¹⁹

The nature of the food supplied during many generations has apparently affected the length of the intestines; for, according to Cuvier,²⁰ their length to that of the body in the wild boar is as 9 to 1,—in the common domestic boar as 13.5 to 1,—and in the Siam breed as 16 to 1. In this latter breed the greater

¹⁸ Nathusius, 'Die Racen des Schweines,' s. 71.

¹⁹ 'Die Racen des Schweines,' s. 47. 'Schweinschädel,' s. 104. Compare, also, the figures of the old Irish and the

improved Irish breeds in Richardson on 'The Pig,' 1847.

²⁰ Quoted by Isid. Geoffroy, 'Hist. Nat. Gén.,' tom. iii. p. 441.

length may be due either to descent from a distinct species or to more ancient domestication. The number of mammae vary, as does the period of gestation. The latest authority says²¹ that "the period averages from 17 to 20 weeks," but I think there must be some error in this statement: in M. Tessier's observations on 25 sows it varied from 109 to 123 days. The Rev. W. D. Fox has given me ten carefully recorded cases with well-bred pigs, in which the period varied from 101 to 116 days. According to Nathusius the period is shortest in the races which come early to maturity; but in these latter the course of development does not appear to be actually shortened, for the young animal is born, judging from the state of the skull, less fully developed, or in a more embryonic condition,²² than in the case of common swine, which arrive at maturity at a later age. In the highly cultivated and early matured races, the teeth, also, are developed earlier.

The difference in the number of the vertebrae and ribs in different kinds of pigs, as observed by Mr. Eyton,²³ and as given in the following table, has often been quoted. The African sow probably belongs to the *S. scrofa* type; and Mr. Eyton informs me that, since the publication of his paper, cross-bred animals from the African and English races were found by Lord Hill to be perfectly fertile.

	English Long-legged Male.	African Female.	Chinese Male.	Wild Boar, from Cuvier.	French Domestic Boar, from Cuvier.
Dorsal vertebrae ..	15	13	15	14	14
Lumbar	6	6	4	5	5
Dorsal and lumbar together }	21	19	19	19	19
Sacral	5	5	4	4	4
Total number of vertebrae }	26	24	23	23	23

²¹ S. Sidney, 'The Pig,' p. 61.

²² 'Schweineschädel,' s. 2, 20.

²³ 'Proc. Zoolog. Soc.,' 1837, p. 23. I have not given the caudal vertebrae, as Mr. Eyton says some might possibly have been lost. I have added together the dorsal and lumbar vertebrae, owing

to Prof. Owen's remarks ('Journal Linn. Soc.,' vol. ii. p. 28) on the difference between dorsal and lumbar vertebrae depending only on the development of the ribs. Nevertheless the difference in the number of the ribs in pigs deserves notice.

Some semi-monstrous breeds deserve notice. From the time of Aristotle to the present time solid-hoofed swine have occasionally been observed in various parts of the world. Although this peculiarity is strongly inherited, it is hardly probable that all the animals with solid hoofs have descended from the same parents; it is more probable that the same peculiarity has reappeared at various times and places. Dr. Struthers has lately described and figured²⁴ the structure of the feet; in both front and hind feet the distal phalanges of the two greater toes are represented by a single, great, hoof-bearing phalanx; and in the front feet, the middle phalanges are represented by a bone which is single towards the lower end, but bears two separate articulations towards the upper end. From other accounts it appears that an intermediate toe is likewise sometimes superadded.

Another curious anomaly is offered by the appendages, described by M. Eudes-Deslongchamps as often characterizing the Normandy pigs. These appendages are always attached to the same spot, to the corners of the jaw; they are cylindrical, about three inches in length, covered with bristles, and with a pencil of bristles rising out of a sinus on one side: they have a cartilaginous centre, with two small longitudinal muscles; they occur either symmetrically on both sides of the face or on one



Fig. 4.—Old Irish Pig, with jaw-appendages. (Copied from H. D. Richardson on Pigs.)

²⁴ 'Edinburgh New Philosoph. Journal,' April 1863. See also De Blainville's 'Ostéographie,' p. 128, for various authorities on this subject.

side alone. Richardson figures them on the gaunt old "Irish Greyhound pig;" and Nathusius states that they occasionally appear in all the long-eared races, but are not strictly inherited, for they occur or fail in animals of the same litter.²⁵ As no wild pigs are known to have analogous appendages, we have at present no reason to suppose that their appearance is due to reversion; and if this be so, we are forced to admit that somewhat complex, though apparently useless, structures may be suddenly developed without the aid of selection. This case perhaps throws some little light on the manner of appearance of the hideous fleshy protuberances, though of an essentially different nature from the above-described appendages, on the cheeks of the wart-hog or *Phacochoerus Africanus*.

It is a remarkable fact that the boars of all domesticated breeds have much shorter tusks than wild boars. Many facts show that with all animals the state of the hair is much affected by exposure to, or protection from, climate; and as we see that the state of the hair and teeth are correlated in Turkish dogs (other analogous facts will be hereafter given), may we not venture to surmise that the reduction of the tusks in the domestic boar is related to his coat of bristles being diminished from living under shelter? On the other hand, as we shall immediately see, the tusks and bristles reappear with feral boars, which are no longer protected from the weather. It is not surprising that the tusks should be more affected than the other teeth; as parts developed to serve as secondary sexual characters are always liable to much variation.

It is a well-known fact that the young of wild European and Indian pigs,²⁶ for the first six months, are longitudinally banded with light-coloured stripes. This character generally disappears under domestication. The Turkish domestic pigs, however, have striped young, as have those of Westphalia, "whatever may be their hue;"²⁷ whether these latter pigs belong to the

²⁵ Eudes-Deslongchamps, 'Mémoires de la Soc. Linn. de Normandie,' vol. vii., 1842, p. 41. Richardson, 'Pigs, their Origin, &c.,' 1847, p. 30. Nathusius, 'Die Racen des Schweines,' 1800, s. 54.

²⁶ D. Johnson's 'Sketches of Indian Field Sports,' p. 272. Mr. Crawford

informs me that the same fact holds good with the wild pigs of the Malay peninsula.

²⁷ For Turkish pigs, see Desmarest, 'Mammalogie,' 1820, p. 391. For those of Westphalia, see Richardson's 'Pigs, their Origin,' &c., 1847, p. 41.

same curly-haired race with the Turkish swine, I do not know. The pigs which have run wild in Jamaica and the semi-feral pigs of New Granada, both those which are black and those which are black with a white band across the stomach, often extending over the back, have resumed this aboriginal character and produce longitudinally-striped young. This is likewise the case, at least occasionally, with the neglected pigs in the Zambesi settlement on the coast of Africa.²⁸

The common belief that all domesticated animals, when they run wild, revert completely to the character of their parent-stock, is chiefly founded, as far as I can discover, on feral pigs. But even in this case the belief is not grounded on sufficient evidence; for the two main types of *S. scrofa* and *Indica* have never been distinguished in a feral state. The young, as we have just seen, reacquire their longitudinal stripes, and the boars invariably reassume their tusks. They revert also in the general shape of their bodies, and in the length of their legs and muzzles, to the state of the wild animal, as might have been expected from the amount of exercise which they are compelled to take in search of food. In Jamaica the feral pigs do not acquire the full size of the European wild boar, "never attaining a greater height than 20 inches at the shoulder." In various countries they reassume their original bristly covering, but in different

²⁸ With respect to the several foregoing and following statements on feral pigs, see Roulin, in 'Mém. présentés par divers Savans à l'Acad., &c., Paris, tom. vi., 1835, p. 326. It should be observed that his account does not apply to truly feral pigs; but to pigs long introduced into the country and living in a half-wild state. For the truly feral pigs of Jamaica, see Gosse's 'Sojourn in Jamaica,' 1851, p. 386; and Col. Hamilton Smith, in 'Nat. Library,' vol. ix. p. 93. With respect to Africa, see Livingstone's 'Expedition to the Zambesi,' 1865, p. 153. The most precise statement with respect to the tusks of the West Indian feral boars is by P. Labat (quoted by Roulin); but this author attributes the state of these pigs to descent from a domestic stock which he saw in Spain. Admiral Sullivan,

R.N., had ample opportunities of observing the wild pigs on Eagle Islet in the Falklands; and he informs me that they resembled wild boars with bristly ridged backs and large tusks. The pigs which have run wild in the province of Buenos Ayres (Rengger, 'Säugethiere,' s. 331) have not reverted to the wild type. De Blainville ('Ostéographie,' p. 132) refers to two skulls of domestic pigs sent from Patagonia by Al. d'Orbigny, and he states that they have the occipital elevation of the wild European boar, but that the head altogether is "plus courte et plus ramassée." He refers, also, to the skin of a feral pig from North America, and says, "il ressemble tout à fait à un petit sanglier, mais il est presque tout noir, et peut-être un peu plus ramassé dans ses formes."

degrees, dependent on the climate; thus, according to Roulin, the semi-feral pigs in the hot valleys of New Granada are very scantily clothed; whereas, on the Paramos, at the height of 7000 to 8000 feet, they acquire a thick covering of wool lying under the bristles, like that on the truly wild pigs of France. These pigs on the Paramos are small and stunted. The wild boar of India is said to have the bristles at the end of its tail arranged like the plumes of an arrow, whilst the European boar has a simple tuft; and it is a curious fact that many, but not all, of the feral pigs in Jamaica, derived from a Spanish stock, have a plumed tail.²⁹ With respect to colour, feral pigs generally revert to that of the wild boar; but in certain parts of S. America, as we have seen, some of the semi-feral pigs have a curious white band across their stomachs; and in certain other hot places the pigs are red, and this colour has likewise occasionally been observed in the feral pigs of Jamaica. From these several facts we see that with pigs when feral there is a strong tendency to revert to the wild type; but that this tendency is largely governed by the nature of the climate, amount of exercise, and other causes of change to which they have been subjected.

The last point worth notice is that we have unusually good evidence of breeds of pigs now keeping perfectly true, which have been formed by the crossing of several distinct breeds. The Improved Essex pigs, for instance, breed very true; but there is no doubt that they largely owe their present excellent qualities to crosses originally made by Lord Western with the Neapolitan race, and to subsequent crosses with the Berkshire breed (this also having been improved by Neapolitan crosses), and likewise, probably, with the Sussex breed.³⁰ In breeds thus formed by complex crosses, the most careful and unremitting selection during many generations has been found to be indispensable. Chiefly in consequence of so much crossing, some well-known breeds have undergone rapid changes; thus, according to Nathusius,³¹ the Berkshire breed of 1780 is quite

²⁹ Gosse's 'Jamaica,' p. 386, with a quotation from Williamson's 'Oriental Field Sports.' Also Col. Hamilton Smith, in 'Naturalist's Library,' vol.

ix, p. 94.

³⁰ S. Sidney's edition of 'Youatt on the Pig,' 1860, pp. 7, 26, 27, 29, 30.

³¹ 'Schweineschädel,' s. 140.

different from that of 1810; and, since this latter period, at least two distinct forms have borne the same name.

CATTLE.

DOMESTIC cattle are almost certainly the descendants of more than one wild form, in the same manner as has been shown to be the case with our dogs and pigs. Naturalists have generally made two main divisions of cattle: the humped kinds inhabiting tropical countries, called in India Zebus, to which the specific name of *Bos Indicus* has been given; and the common non-humped cattle, generally included under the name of *Bos taurus*. The humped cattle were domesticated, as may be seen on the Egyptian monuments, at least as early as the twelfth dynasty, that is 2100 B.C. They differ from common cattle in various osteological characters, even in a greater degree, according to Rüttimeyer,³² than do the fossil species of Europe, namely *Bos primigenius*, *longifrons*, and *frontosus*, from each other. They differ, also, as Mr. Blyth,³³ who has particularly attended to this subject, remarks, in general configuration, in the shape of their ears, in the point where the dewlap commences, in the typical curvature of their horns, in their manner of carrying their heads when at rest, in their ordinary variations of colour, especially in the frequent presence of "nilgau-like markings on their feet," and "in the one being born with teeth protruding through the jaws, and the other not so." They have different habits, and their voice is entirely different. The humped cattle in India "seldom seek shade, and never go into the water and there stand knee-deep, like the cattle of Europe." They have run wild in parts of Oude and Rohilcund, and can maintain themselves in a region infested by tigers. They have given rise to many races differing greatly in size, in the presence

³² 'Die Fauna der Pfahlbauten,' 1861, s. 109, 149, 222. See also Geoffroy Saint Hilaire, in 'Mém. du Mus. d'Hist. Nat.,' tom. x. p. 172; and his son Isidore, in 'Hist. Nat. Gén.,' tom. iii. p. 69. Vasey, in his 'Delimitations of the Ox Tribe,' 1851, p. 127, says the zebu has four, and the common ox five, sacral vertebrae. Mr. Hodgson found the ribs either

thirteen or fourteen in number; see a note in 'Indian Field,' 1858, p. 62.

³³ 'The Indian Field,' 1858, p. 74, where Mr. Blyth gives his authorities with respect to the feral humped cattle. Pickering, also, in his 'Races of Man,' 1850, p. 274, notices the peculiar character of the grunt-like voice of the humped cattle.

of one or two humps, in length of horns, and other respects. Mr. Blyth sums up emphatically that the humped and humpless cattle must be considered as distinct species. When we consider the number of points in external structure and habits, independently of their important osteological differences, in which they differ from each other; and that many of these points are not likely to have been affected by domestication, there can hardly be a doubt, notwithstanding the adverse opinion of some naturalists, that the humped and non-humped cattle must be ranked as specifically distinct.

The European breeds of humpless cattle are numerous. Professor Low enumerates 19 British breeds, only a few of which are identical with those on the Continent. Even the small Channel islands of Guernsey, Jersey, and Alderney, possess their own sub-breeds;²⁴ and these again differ from the cattle of the other British islands, such as Anglesea, and the western isles of Scotland. Desmarest, who paid attention to the subject, describes 15 French races, excluding sub-varieties and those imported from other countries. In other parts of Europe there are several distinct races, such as the pale-coloured Hungarian cattle, with their light and free step, and their enormous horns sometimes measuring above five feet from tip to tip:²⁵ the Podolian cattle are remarkable from the height of their fore-quarters. In the most recent work on Cattle,²⁶ engravings are given of fifty-five European breeds; it is, however, probable that several of these differ very little from each other, or are merely synonyms. It must not be supposed that numerous breeds of cattle exist only in long-civilized countries, for we shall presently see that several kinds are kept by the savages of Southern Africa.

With respect to the parentage of the several European breeds, we already know much from Nilsson's Memoir,²⁷ and more especially from Rüttimeyer's 'Pfahlbauten' and succeeding works. Two or three species or forms of

²⁴ Mr. H. E. Marquand, in 'The Times,' June 23rd, 1856.

²⁵ Vasey, 'Delimitations of the Ox-Tribe,' p. 124. Bruce's 'Hungary,' 1851, p. 94. The Hungarian cattle descend, according to Rüttimeyer ('Zahmen. Europ. Rindes., 1866, s. 13), from *Bos*

primigenius.

²⁶ Moll and Gayot, 'La Connaissance Gén. du Bœuf,' Paris, 1860. Fig 82 is that of the Podolian breed.

²⁷ A translation appeared in three parts in the 'Annals and Mag. of Nat. Hist.,' 2nd series, vol. iv., 1849.

Bos, closely allied to still living domestic races, have been found fossil in the more recent tertiary deposits of Europe. Following Rüttimeyer, we have:—

Bos primigenius.—This magnificent, well-known species was domesticated in Switzerland during the Neolithic period; even at this early period it varied a little, having apparently been crossed with other races. Some of the larger races on the Continent, as the Friesland, &c., and the Pembroke race in England, closely resemble in essential structure *B. primigenius*, and no doubt are its descendants. This is likewise the opinion of Nilsson. *Bos primigenius* existed as a wild animal in Cæsar's time, and is now semi-wild, though much degenerated in size, in the park of Chillingham; for I am informed by Professor Rüttimeyer, to whom Lord Tankerville sent a skull, that the Chillingham cattle are less altered from the true *primigenius* type than any other known breed.³⁸

Bos trochoceros.—This form is not included in the three species above mentioned, for it is now considered by Rüttimeyer to be the female of an early domesticated form of *B. primigenius*, and as the progenitor of his *frontosus* race. I may add that specific names have been given to four other fossil oxen, now believed to be identical with *B. primigenius*.³⁹

Bos longifrons (or *brachyceros*) of Owen.—This very distinct species was of small size, and had a short body with fine legs. It has been found in England associated with the remains of the elephant and rhinoceros.⁴⁰ It was the commonest form in a domesticated condition in Switzerland during the earliest part of the Neolithic period. It was domesticated in England during the Roman period, and supplied food to the Roman legionaries.⁴¹ Some remains have been found in Ireland in certain crannoges, of which the dates are believed to be from 843-933 A.D.⁴² Professor Owen⁴³ thinks it probable that the Welsh and Highland cattle are descended from this form; as likewise is the case, according to Rüttimeyer, with some of the existing Swiss breeds. These latter are of different shades of colour from light-grey to blackish-brown, with a lighter stripe along the spine, but they have no pure white marks. The cattle of North Wales and the Highlands, on the other hand, are generally black or dark-coloured.

Bos frontosus of Nilsson.—This species is allied to *B. longifrons*, but in the opinion of some good judges is distinct from it. Both co-existed in Scania during the same late geological period,⁴⁴ and both have been found in the Irish crannoges.⁴⁵ Nilsson believes that his *B. frontosus* may be the

³⁸ See, also, Rüttimeyer's 'Beitrage zur pal. Gesch. der Wiederkauser,' Basel, 1865, s. 54.

³⁹ Pictet's 'Palæontologie,' tom. i. p. 365 (2nd edit.). With respect to *B. trochoceros*, see Rüttimeyer's 'Zahmen Europ. Rindes,' 1866, s. 26.

⁴⁰ Owen, 'British Fossil Mammals,' 1846, p. 510.

⁴¹ 'British Pleistocene Mammalia,' by W. B. Dawkins and W. A. Sandford, 1866, p. xv.

⁴² W. R. Wilde, 'An Essay on the Animal Remains, &c., Royal Irish Academy,' 1860, p. 29. Also 'Proc. of R. Irish Academy,' 1858, p. 48.

⁴³ 'Lecture: Royal Institution of G. Britain,' May 2nd, 1856, p. 4. 'British Fossil Mammals,' p. 513.

⁴⁴ Nilsson, in 'Annals and Mag. of Nat. Hist.,' 1849, vol. iv. p. 354.

⁴⁵ See W. R. Wilde, ut supra; and Mr. Blyth, in 'Proc. Irish Academy,' March 5th, 1864.

parent of the mountain cattle of Norway, which have a high protuberance on the skull between the base of the horns. As Professor Owen believes that the Scotch Highland cattle are descended from his *B. longifrons*, it is worth notice that a capable judge⁴⁶ has remarked that he saw no cattle in Norway like the Highland breed, but that they more nearly resembled the Devonshire breed.

Hence we see that three forms or species of *Bos*, originally inhabitants of Europe, have been domesticated; but there is no improbability in this fact, for the genus *Bos* readily yields to domestication. Besides these three species and the zebu, the yak, the gayal, and the arni⁴⁷ (not to mention the buffalo or genus *Bubalus*) have been domesticated; making altogether seven species of *Bos*. The zebu and the three European species are now extinct in a wild state, for the cattle of the *B. primigenius* type in the British parks can hardly be considered as truly wild. Although certain races of cattle, domesticated at a very ancient period in Europe, are the descendants of the three above-named fossil species, yet it does not follow that they were here first domesticated. Those who place much reliance on philology argue that our cattle were imported from the East.⁴⁸ But as races of men invading any country would probably give their own names to the breeds of cattle which they might there find domesticated, the argument seems inconclusive. There is indirect evidence that our cattle are the descendants of species which originally inhabited a temperate or cold climate, but not a land long covered with snow; for our cattle, as we have seen in the chapter on Horses, apparently have not the instinct of scraping away the snow to get at the herbage beneath. No one could behold the magnificent wild bulls on the bleak Falkland Islands in the southern hemisphere, and doubt about the climate being admirably suited to them. Azara has remarked that in the temperate regions of La Plata the cows conceive when two years old, whilst in the much hotter country of Paraguay they do not conceive till three years old; "from which fact," as he adds, "one may conclude that cattle do not succeed so well in warm countries."⁴⁹

The above-named three fossil forms of *Bos* have been ranked

⁴⁶ Laing's 'Tour in Norway,' p. 110.

⁴⁸ Idem, tom. iii. pp. 82, 91.

⁴⁷ Isid. Geoffroy St. Hilaire, 'Hist. Nat. Gén.,' tom. iii. p. 96.

⁴⁹ 'Quadrupèdes du Paraguay,' tom. ii. p. 360.

by nearly all palæontologists as distinct species; and it would not be reasonable to change their denomination simply because they are now found to be the parents of several domesticated races. But what is of most importance for us, as showing that they deserve to be ranked as species, is that they co-existed in different parts of Europe during the same period, and yet kept distinct. Their domesticated descendants, on the other hand, if not separated, cross with the utmost freedom and become commingled. The several European breeds have so often been crossed, both intentionally and unintentionally, that, if any sterility ensued from such unions, it would certainly have been detected. As zebus inhabit a distant and much hotter region, and as they differ in so many characters from our European cattle, I have taken pains to ascertain whether the two forms are fertile when crossed. The late Lord Powis imported some zebus and crossed them with common cattle in Shropshire; and I was assured by his steward that the cross-bred animals were perfectly fertile with both parent-stocks. Mr. Blyth informs me that in India hybrids, with various proportions of either blood, are quite fertile; and this can hardly fail to be known, for in some districts²⁰ the two species are allowed to breed freely together. Most of the cattle which were first introduced into Tasmania were humped, so that at one time thousands of crossed animals existed there; and Mr. B. O'Neile Wilson, M.A., writes to me from Tasmania that he has never heard of any sterility having been observed. He himself formerly possessed a herd of such crossed cattle, and all were perfectly fertile; so much so, that he cannot remember even a single cow failing to calve. These several facts afford an important confirmation of the Pallasian doctrine that the descendants of species which when first domesticated would if crossed probably have been in some degree sterile, become perfectly fertile after a long course of domestication. In a future chapter we shall see that this doctrine throws much light on the difficult subject of Hybridism.

I have alluded to the cattle in Chillingham Park, which, according to Rüttimeyer, have been very little changed from the *Bos primigenius* type. This park is so ancient that it is

²⁰ Walther, 'Das Rindvieh,' 1817, s. 30.

referred to in a record of the year 1220. The cattle in their instincts and habits are truly wild. They are white, with the inside of the ears reddish-brown, eyes rimmed with black, muzzles brown, hoofs black, and horns white tipped with black. Within a period of thirty-three years about a dozen calves were born with "brown and blue spots upon the cheeks or necks; but these, together with any defective animals, were always destroyed." According to Bewick, about the year 1770 some calves appeared with black ears; but these were also destroyed by the keeper, and black ears have not since reappeared. The wild white cattle in the Duke of Hamilton's park, where I have heard of the birth of a black calf, are said by Lord Tankerville to be inferior to those at Chillingham. The cattle kept until the year 1780 by the Duke of Queensberry, but now extinct, had their ears, muzzle, and orbits of the eyes black. Those which have existed from time immemorial at Chartley closely resemble the cattle at Chillingham, but are larger, "with some small difference in the colour of the ears." "They frequently tend to become entirely black; and a singular superstition prevails in the vicinity that, when a black calf is born, some calamity impends over the noble house of Ferrers. All the black calves are destroyed." The cattle at Burton Constable in Yorkshire, now extinct, had ears, muzzle, and the tip of the tail black. Those at Gisburne, also in Yorkshire, are said by Bewick to have been sometimes without dark muzzles, with the inside alone of the ears brown; and they are elsewhere said to have been low in stature and hornless.²⁴

The several above-specified differences in the park-cattle, slight though they be, are worth recording, as they show that animals living nearly in a state of nature, and exposed to nearly uniform conditions, if not allowed to roam freely and to cross with other herds, do not keep as uniform as truly

²⁴ I am much indebted to the present Earl of Tankerville for information about his wild cattle; and for the skull which was sent to Prof. Rüttimeyer. The fullest account of the Chillingham cattle is given by Mr. Hindmarsh, together with a letter by the late Lord Tankerville, in 'Annals and Mag. of Nat. Hist.,' vol. ii., 1839, p. 274. See Bewick,

'Quadrupeds,' 2nd edit., 1791, p. 35, note. With respect to those of the Duke of Queensberry, see Pennant's 'Tour in Scotland,' p. 109. For those of Chartley, see Low's 'Domesticated Animals of Britain,' 1845, p. 238. For those of Gisburne, see Bewick's 'Quadrupeds, and Encyclop. of Rural Sports,' p. 101.

wild animals. For the preservation of a uniform character, even within the same park, a certain degree of selection—that is, the destruction of the dark-coloured calves—is apparently necessary.

The cattle in all the parks are white; but, from the occasional appearance of dark-coloured calves, it is extremely doubtful whether the aboriginal *Bos primigenius* was white. The following facts, however, show that there is a strong, though not invariable, tendency in wild or escaped cattle, under widely different conditions of life, to become white with coloured ears. If the old writers Boethius and Leslie⁵² can be trusted, the wild cattle of Scotland were white and furnished with a great mane; but the colour of their ears is not mentioned. The primæval forest formerly extended across the whole country from Chillingham to Hamilton, and Sir Walter Scott used to maintain that the cattle still preserved in these two parks, at the two extremities of the forest, were remnants of its original inhabitants; and this view certainly seems probable. In Wales,⁵³ during the tenth century, some of the cattle are described as being white with red ears. Four hundred cattle thus coloured were sent to King John; and an early record speaks of a hundred cattle with red ears having been demanded as a compensation for some offence, but, if the cattle were of a dark or black colour, one hundred and fifty were to be presented. The black cattle of North Wales apparently belong, as we have seen, to the small *longifrons* type: and as the alternative was offered of either 150 dark cattle, or 100 white cattle with red ears, we may presume that the latter were the larger beasts, and probably belonged to the *primigenius* type. Youatt has remarked that at the present day, whenever cattle of the short-horn breed are white, the extremities of their ears are more or less tinged with red.

The cattle which have run wild on the Pampas, in Texas, and in two parts of Africa, have become of a nearly uniform dark

⁵² Boethius was born in 1470; 'Annals and Mag. of Nat. Hist.,' vol. ii., 1833, p. 281; and vol. iv. 1843, p. 424.

⁵³ Youatt on Cattle, 1834, p. 48:

See also p. 242, on short-horn cattle. Bell, in his 'British Quadrupeds,' p. 423, states that, after long attending to the subject, he has found that white cattle invariably have coloured ears.

brownish-red.⁵⁴ On the Ladrone Islands, in the Pacific Ocean, immense herds of cattle, which were wild in the year 1741, are described as "milk-white, except their ears, which are generally black."⁵⁵ The Falkland Islands, situated far south, with all the conditions of life as different as it is possible to conceive from those of the Ladrone, offer a more interesting case. Cattle have run wild there during eighty or ninety years; and in the southern districts the animals are mostly white, with their feet, or whole heads, or only their ears black; but my informant, Admiral Sullivan,⁵⁶ who long resided on these islands, does not believe that they are ever purely white. So that in these two archipelagos we see that the cattle tend to become white with coloured ears. In other parts of the Falkland Islands other colours prevail: near Port Pleasant brown is the common tint; round Mount Osborne, about half the animals in some of the herds were lead or mouse-coloured, which elsewhere is an unusual tint. These latter cattle, though generally inhabiting high land, breed about a month earlier than the other cattle; and this circumstance would aid in keeping them distinct and in perpetuating this peculiar colour. It is worth recalling to mind that blue or lead-coloured marks have occasionally appeared on the white cattle of Chillingham. So plainly different were the colours of the wild herds in different parts of the Falkland Islands, that in hunting them, as Admiral Sullivan informs me, white spots in one district, and dark spots in another district, were always looked out for on the distant hills. In the intermediate districts intermediate colours prevailed. Whatever the cause may be, this tendency in the wild cattle of the Falkland Islands, which are all descended from a few brought from La Plata, to break up into herds of three different colours, is an interesting fact.

Returning to the several British breeds, the conspicuous difference in general appearance between Short-horns, Long-horns (now rarely seen), Herefords, Highland cattle, Alderneys, &c., must be familiar to every one. A large part of the differ-

⁵⁴ Azara, 'Des Quadrupèdes du Paraguay,' tom. ii. p. 361. Azara quotes Buffon for the feral cattle of Africa. For Texas, see 'Times,' Feb. 18th, 1846.

⁵⁵ Anson's Voyage. See Kerr and Porter's 'Collection,' vol. xii. p. 103.

⁵⁶ See also Mr. Mackinnon's pamphlet on the Falkland Islands, p. 24.

ence, no doubt, may be due to descent from primordially distinct species; but we may feel sure that there has been in addition a considerable amount of variation. Even during the Neolithic period, the domestic cattle were not actually identical with the aboriginal species. Within recent times most of the breeds have been modified by careful and methodical selection. How strongly the characters thus acquired are inherited, may be inferred from the prices realised by the improved breeds; even at the first sale of Colling's Short-horns, eleven bulls reached an average of 214*l.*, and lately Short-horn bulls have been sold for a thousand guineas, and have been exported to all quarters of the world.

Some constitutional differences may be here noticed. The Short-horns arrive at maturity far earlier than the wilder breeds, such as those of Wales or the Highlands. This fact has been shown in an interesting manner by Mr. Simonds,⁵⁷ who has given a table of the average period of their dentition, which proves that there is a difference of no less than six months in the appearance of the permanent incisors. The period of gestation, from observations made by Tessier on 1131 cows, varies to the extent of eighty-one days; and what is more interesting, M. Lefour affirms "that the period of gestation is longer in the large German cattle than in the smaller breeds."⁵⁸ With respect to the period of conception, it seems certain that Alderney and Zetland cows often become pregnant earlier than other breeds.⁵⁹ Lastly, as four fully-developed mammæ is a generic character in the genus *Bos*,⁶⁰ it is worth notice that with our domestic cows the two rudimentary mammæ often become fairly well developed and yield milk.

As numerous breeds are generally found only in long-civilized countries, it may be well to show that in some countries inhabited by barbarous races, who are frequently at war with each other and therefore have little free commu-

⁵⁷ 'The Age of the Ox, Sheep, Pig,' &c., by Prof. James Simonds, published by order of the Royal Agricult. Soc.

⁵⁸ 'Ann. Agricult. France,' April 1837, as quoted in 'The Veterinary,' vol. xii. p. 725. I quote Tessier's obser-

uations from Youatt on Cattle, p. 527.

⁵⁹ 'The Veterinary,' vol. viii. p. 681, and vol. x. p. 268. Low's 'Domest. Animals of Great Britain,' p. 297.

⁶⁰ Mr. Ogleby, in 'Proc. Zoolog. Soc.,' 1836, p. 138, and 1840, p. 4.

nication, several distinct breeds of cattle now exist or formerly existed. At the Cape of Good Hope Leguat observed, in the year 1720, three kinds.⁶¹ At the present day various travellers have noticed the differences in the breeds in Southern Africa. Sir Andrew Smith several years ago remarked to me that the cattle possessed by the different tribes of Caffres, though living near each other under the same latitude and in the same kind of country, yet differed, and he expressed much surprise at the fact. Mr. Andersson has described⁶² the Damara, Bechuana, and Namaqua cattle; and he informs me in a letter that the cattle north of Lake Ngami are likewise different, as Mr. Galton has heard is the case with the cattle of Benguela. The Namaqua cattle in size and shape nearly resemble European cattle, and have short stout horns and large hoofs. The Damara cattle are very peculiar, being big-boned, with slender legs and small hard feet; their tails are adorned with a tuft of long bushy hair nearly touching the ground, and their horns are extraordinarily large. The Bechuana cattle have even larger horns, and there is now a skull in London with the two horns 8 ft. 8½ in. long, as measured in a straight line from tip to tip, and no less than 13 ft. 5 in. as measured along their curvature! Mr. Andersson in his letter to me says that, though he will not venture to describe the differences between the breeds belonging to the many different sub-tribes, yet such certainly exist, as shown by the wonderful facility with which the natives discriminate them.

That many breeds of cattle have originated through variation, independently of descent from distinct species, we may infer from what we see in South America, where the genus *Bos* was not endemic, and where the cattle which now exist in such vast numbers are the descendants of a few imported from Spain and Portugal. In Columbia, Roulin⁶³ describes two peculiar breeds, namely, *pelones*, with extremely thin and fine hair, and *calongos*, absolutely naked. According to Castelnau there are two races in Brazil, one like European cattle, the other different, with remark-

⁶¹ Leguat's Voyage, quoted by Vasey in his 'Delineations of the Ox-tribe,' p. 132.

⁶² 'Travels in South Africa,' pp. 317, 336.

⁶³ 'Mém. de l'Institut présent. par divers Savans,' tom. vi., 1835, p. 333. For Brazil, see 'Comptes Rendus,' June 15th, 1846. See Azara, 'Quadrupèdes du Paraguay,' tom. ii. pp. 359, 361.

able horns. In Paraguay, Azara describes a breed which certainly originated in S. America, called *chivos*, "because they have straight vertical horns, conical, and very large at the base." He likewise describes a dwarf race in Corrientes, with short legs and a body larger than usual. Cattle without horns, and others with reversed hair, have also originated in Paraguay.

Another monstrous breed, called *niatas* or *natas*, of which I saw two small herds on the northern bank of the Plata, is so remarkable as to deserve a fuller description. This breed bears the same relation to other breeds, as bull or pug dogs do to other dogs, or as improved pigs, according to H. von Nathusius, do to common pigs.⁶⁴ Rütimeyer believes that these cattle belong to the *primigenius* type.⁶⁵ The forehead is very short and broad, with the nasal end of the skull, together with the whole plane of the upper molar-teeth, curved upwards. The lower jaw projects beyond the upper, and has a corresponding upward curvature. It is an interesting fact that an almost similar conformation characterizes, as I have been informed by Dr. Falconer, the extinct and gigantic *Sivatherium* of India, and is not known in any other ruminant. The upper lip is much drawn back, the nostrils are seated high up and are widely open, the eyes project outwards, and the horns are large. In walking the head is carried low, and the neck is short. The hind legs appear to be longer, compared with the front legs, than is usual. The exposed incisor teeth, the short head and upturned nostrils, give these cattle the most ludicrous, self-confident air of defiance. The skull which I presented to the College of Surgeons has been thus described by Professor Owen:⁶⁶ "It is remarkable from the stunted development of the nasals, premaxillaries, and fore-part of the lower jaw, which is unusually

⁶⁴ 'Schweineschädel,' 1864, s. 104. Nathusius states that the form of skull characteristic of the *niata* cattle occasionally appears in European cattle; but he is mistaken, as we shall hereafter see, in supposing that these cattle do not form a distinct race. Prof. Wyman, of Cambridge, United States, informs me that the common eel-fish presents a similar monstrosity, called by the fishermen the "bulldog eel." Prof. Wyman also concluded, after making

numerous inquiries in La Plata, that the *niata* cattle transmit their peculiarities or form a race.

⁶⁵ Ueber Art des Zahmen Europ. Rindes, 1866, s. 28.

⁶⁶ 'Descriptive Cat. of Ost. Collect. of College of Surgeons,' 1853, p. 624. Vasey, in his 'Delineations of the Ox-tribe,' has given a figure of this skull; and I sent a photograph of it to Prof. Rütimeyer.

curved upwards to come into contact with the premaxillaries. The nasal bones are about one-third the ordinary length, but retain almost their normal breadth. The triangular vacuity is left between them, the frontal and lachrymal, which latter bone articulates with the premaxillary, and thus excludes the maxillary from any junction with the nasal." So that even the connexion of some of the bones is changed. Other differences might be added: thus the plane of the condyles is somewhat modified, and the terminal edge of the premaxillaries forms an arch. In fact, on comparison with the skull of a common ox, scarcely a single bone presents the same exact shape, and the whole skull has a wonderfully different appearance.

The first brief published notice of this race was by Azara, between the years 1783-96; but Don F. Muniz, of Luxan, who has kindly collected information for me, states that about 1760 these cattle were kept as curiosities near Buenos Ayres. Their origin is not positively known, but they must have originated subsequently to the year 1552, when cattle were first introduced. Signor Muniz informs me that the breed is believed to have originated with the Indians southward of the Plata. Even to this day those reared near the Plata show their less civilized nature in being fiercer than common cattle, and in the cow, if visited too often, easily deserting her first calf. The breed is very true, and a niata bull and cow invariably produce niata calves. The breed has already lasted at least a century. A niata bull crossed with a common cow, and the reverse cross, yield offspring having an intermediate character, but with the niata character strongly displayed. According to Signor Muniz, there is the clearest evidence, contrary to the common belief of agriculturists in analogous cases, that the niata cow when crossed with a common bull transmits her peculiarities more strongly than does the niata bull when crossed with a common cow. When the pasture is tolerably long, these cattle feed as well as common cattle with their tongue and palate; but during the great droughts, when so many animals perish on the Pampas, the niata breed lies under a great disadvantage, and would, if not attended to, become extinct; for the common cattle, like horses, are able just to keep alive by browsing on the twigs of trees and on reeds with their lips: this the niatas cannot so

well do, as their lips do not join, and hence they are found to perish before the common cattle. This strikes me as a good illustration of how little we are able to judge from the ordinary habits of an animal, on what circumstances, occurring only at long intervals of time, its rarity or extinction may depend. It shows us, also, how natural selection would have determined the rejection of the niata modification had it arisen in a state of nature.

Having described the semi-monstrous niata breed, I may allude to a white bull, said to have been brought from Africa, which was exhibited in London in 1829, and which has been well figured by Mr. Harvey.⁶⁷ It had a hump, and was furnished with a mane. The dewlap was peculiar, being divided between its fore-legs into parallel divisions. Its lateral hoofs were annually shed, and grew to the length of five or six inches. The eye was very peculiar, being remarkably prominent, and "resembled a cup and ball, thus enabling the animal to see on all sides with equal ease; the pupil was small and oval, or rather a parallelogram with the ends cut off, and lying transversely across the ball." A new and strange breed might probably have been formed by careful breeding and selection from this animal.

I have often speculated on the probable causes through which each separate district in Great Britain came to possess in former times its own peculiar breed of cattle; and the question is, perhaps, even more perplexing in the case of Southern Africa. We now know that the differences may be in part attributed to descent from distinct species; but this will not suffice. Have the slight differences in climate and in the nature of the pasture, in the different districts of Britain, directly induced corresponding differences in the cattle? We have seen that the semi-wild cattle in the several British parks are not identical in colouring or size, and that some degree of selection has been requisite to keep them true. It is almost certain that abundant food given during many generations directly affects the size of a breed.⁶⁸ That climate directly affects the thickness of the

⁶⁷ London's 'Magazine of Nat. Hist.,' vol. i., 1829, p. 113. Separate figures are given of the animal, its hoofs, eye,

and dewlap.

⁶⁸ Low, 'Domesticated Animals of the British Isles,' p. 264.

skin and the hair is likewise certain: thus Roulin asserts⁶⁹ that the hides of the feral cattle on the hot Llanos "are always much less heavy than those of the cattle raised on the high platform of Bogota; and that these hides yield in weight and in thickness of hair to those of the cattle which have run wild on the lofty Paramos." The same difference has been observed in the hides of the cattle reared on the bleak Falkland Islands and on the temperate Pampas. Low has remarked⁷⁰ that the cattle which inhabit the more humid parts of Britain have longer hair and thicker skins than other British cattle; and the hair and horns are so closely related to each other, that, as we shall see in a future chapter, they are apt to vary together; thus climate might indirectly affect, through the skin, the form and size of the horns. When we compare highly improved stall-fed cattle with the wilder breeds, or compare mountain and lowland breeds, we cannot doubt that an active life, leading to the free use of the limbs and lungs, affects the shape and proportions of the whole body. It is probable that some breeds, such as the semi-monstrous niata cattle, and some peculiarities, such as being hornless, &c., have appeared suddenly from what we may call a spontaneous variation; but even in this case a rude kind of selection is necessary, and the animals thus characterized must be at least partially separated from others. This degree of care, however, has sometimes been taken even in little-civilized districts, where we should least have expected it, as in the case of the niata, chivo, and hornless cattle in S. America.

That methodical selection has done wonders within a recent period in modifying our cattle, no one doubts. During the process of methodical selection it has occasionally happened that deviations of structure, more strongly pronounced than mere individual differences, yet by no means deserving to be called monstrosities, have been taken advantage of: thus the famous Long-horn Bull, Shakespeare, though of the pure Canley stock, "scarcely inherited a single point of the long-horned breed, his horns excepted;"⁷¹ yet in the hands of Mr. Fowler,

⁶⁹ 'Mém. de l'Institut présent. par divers Savans,' tom. vi., 1835, p. 332.

⁷⁰ *Idem*, pp. 304, 368, &c.

⁷¹ Youatt on Cattle, p. 193. A full account of this bull is taken from Marshall.

this bull greatly improved his race. We have also reason to believe that selection, carried on so far unconsciously that there was at no one time any distinct intention to improve or change the breed, has in the course of time modified most of our cattle; for by this process, aided by more abundant food, all the lowland British breeds have increased greatly in size and in early maturity since the reign of Henry VII.⁷² It should never be forgotten that many animals have to be annually slaughtered; so that each owner must determine which shall be killed and which preserved for breeding. In every district, as Youatt has remarked, there is a prejudice in favour of the native breed; so that animals possessing qualities, whatever they may be, which are most valued in each district, will be oftenest preserved; and this unmethodical selection assuredly will in the long run affect the character of the whole breed. But it may be asked, can this rude kind of selection have been practised by barbarians such as those of southern Africa? In a future chapter on Selection we shall see that this has certainly occurred to some extent. Therefore, looking to the origin of the many breeds of cattle which formerly inhabited the several districts of Britain, I conclude that, although slight differences in the nature of the climate, food, &c., as well as changed habits of life, aided by correlation of growth, and the occasional appearance from unknown causes of considerable deviations of structure, have all probably played their parts; yet that the occasional preservation in each district of those individual animals which were most valued by each owner has perhaps been even more effective in the production of the several British breeds. As soon as two or more breeds had once been formed in any district, or when new breeds descended from distinct species were introduced, their crossing, especially if aided by some selection, will have multiplied the number and modified the characters of the older breeds.

SHEEP.

I SHALL treat this subject briefly.¹ Most authors look at our domestic sheep as descended from several distinct species; but how many still exist is doubtful. Mr. Blyth believes that there

⁷² Youatt on Cattle, p. 116. Lord Spencer has written on this same subject.

are in the whole world fourteen species, one of which, the Corsican moufflon, he concludes (as I am informed by him) to be the parent of the smaller, short-tailed breeds, with crescent-shaped horns, such as the old Highland sheep. The larger, long-tailed breeds, having horns with a double flexure, such as the Dorsets, merinos, &c., he believes to be descended from an unknown and extinct species. M. Gervais makes six species of *Ovis*; ⁷² but concludes that our domestic sheep form a distinct genus, now completely extinct. A German naturalist ⁷⁴ believes that our sheep descend from ten aboriginally distinct species, of which only one is still living in a wild state! Another ingenious observer, ⁷⁵ though not a naturalist, with a bold defiance of everything known on geographical distribution, infers that the sheep of Great Britain alone are the descendants of eleven endemic British forms! Under such a hopeless state of doubt it would be useless for my purpose to give a detailed account of the several breeds; but a few remarks may be added.

Sheep have been domesticated from a very ancient period. Rüttimeyer ⁷⁶ found in the Swiss lake-dwellings the remains of a small breed, with thin and tall legs, and with horns like those of a goat: this race differs somewhat from any one now known. Almost every country has its own peculiar breed; and many countries have many breeds differing greatly from each other. One of the most strongly marked races is an Eastern one with a long tail, including, according to Pallas, twenty vertebrae, and so loaded with fat, that, from being esteemed a delicacy, it is sometimes placed on a truck which is dragged about by the living animal. These sheep, though ranked by Fitzinger as a distinct aboriginal form, seem to bear in their drooping ears the stamp of long domestication. This is likewise the case with those sheep which have two great masses of fat on the rump, with the tail in a rudimentary condition. The Angola variety of

⁷² Blyth on the genus *Ovis*, in 'Annals and Mag. of Nat. History,' vol. vii., 1841, p. 261: with respect to the parentage of the breeds, see Mr. Blyth's excellent articles in 'Land and Water,' 1867, pp. 134, 156. Gervais, 'Hist. Nat. des Mammifères,' 1855, tom. ii. p. 191.

⁷⁴ Dr. L. Fitzinger, 'Ueber die Racen des Zahmen Schafes,' 1860, s. 86.

⁷⁵ J. Anderson, 'Recreations in Agriculture and Natural History,' vol. ii. p. 164.

⁷⁶ 'Pfahlbauten,' s. 127, 193.

the long-tailed race has curious masses of fat on the back of the head and beneath the jaws.⁷⁷ Mr. Hodgson in an admirable paper⁷⁸ on the sheep of the Himalaya infers from the distribution of the several races, "that this caudal augmentation in most of its phases is an instance of degeneracy in these pre-eminently Alpine animals." The horns present an endless diversity in character; being, especially in the female sex, not rarely absent, or, on the other hand, amounting to four or even eight in number. The horns, when numerous, arise from a crest on the frontal bone, which is elevated in a peculiar manner. It is remarkable that multiplicity of horns "is generally accompanied by great length and coarseness of the fleece."⁷⁹ This correlation, however, is not invariable; for I am informed by Mr. D. Forbes, that the Spanish sheep in Chile resemble, in fleece and in all other characters, their parent merino-race, except that instead of a pair they generally bear four horns. The existence of a pair of mammæ is a generic character in the genus *Ovis* as well as in several allied forms; nevertheless, as Mr. Hodgson has remarked, "this character is not absolutely constant even among the true and proper sheep: for I have more than once met with Cágias (a sub-Himalayan domestic race) possessed of four teats."⁸⁰ This case is the more remarkable as, when any part or organ is present in reduced number in comparison with the same part in allied groups, it usually is subject to little variation. The presence of interdigital pits has likewise been considered as a generic distinction in sheep; but Isidore Geoffroy⁸¹ has shown that these pits or pouches are absent in some breeds.

In sheep there is a strong tendency for characters, which have apparently been acquired under domestication, to become attached either exclusively to the male sex, or to be more highly developed in this than in the other sex. Thus in many breeds the horns are deficient in the ewe, though this likewise occurs occasionally with the female of the wild musmon. In the rams of the Wallachian breed "the horns spring almost perpendicularly

⁷⁷ Youatt on Sheep, p. 120.

⁷⁸ 'Journal of the Asiatic Soc. of Bengal,' vol. xvi. pp. 1007, 1016.

⁷⁹ Youatt on Sheep, pp. 142-169.

⁸⁰ 'Journal Asiat. Soc. of Bengal,' vol. xvi., 1847, p. 1015.

⁸¹ 'Hist. Nat. Gén.,' tom. iii. p. 435.

from the frontal bone, and then take a beautiful spiral form; in the ewes they protrude nearly at right angles from the head, and then become twisted in a singular manner."⁸² Mr. Hodgson states that the extraordinarily arched nose or chaffron, which is so highly developed in several foreign breeds, is characteristic of the ram alone, and apparently is the result of domestication.⁸³ I hear from Mr. Blyth that the accumulation of fat in the fat-tailed sheep of the plains of India is greater in the male than in the female; and Fitzinger⁸⁴ remarks that the mane in the African maned race is far more developed in the ram than in the ewe.

Different races of sheep, like cattle, present constitutional differences. Thus the improved breeds arrive at maturity at an early age, as has been well shown by Mr. Simonds through their early average period of dentition. The several races have become adapted to different kinds of pasture and climate: for instance, no one can rear Leicester sheep on mountainous regions, where Cheviots flourish. As Youatt has remarked, "in all the different districts of Great Britain we find various breeds of sheep beautifully adapted to the locality which they occupy. No one knows their origin; they are indigenous to the soil, climate, pasturage, and the locality on which they graze; they seem to have been formed for it and by it."⁸⁵ Marshall relates⁸⁶ that a flock of heavy Lincolnshire and light Norfolk sheep which had been bred together in a large sheep-walk, part of which was low, rich, and moist, and another part high and dry, with benty grass, when turned out, regularly separated from each other; the heavy sheep drawing off to the rich soil, and the lighter sheep to their own soil; so that "whilst there was plenty of grass the two breeds kept themselves as distinct as rooks and pigeons." Numerous sheep from various parts of the world have been brought during a long course of years to the Zoological Gardens of London; but as Youatt, who attended the animals as a vete-

⁸² Youatt on Sheep, p. 138.

⁸³ 'Journal Asiat. Soc. of Bengal,' vol. xvi., 1847, pp. 1015, 1016.

⁸⁴ 'Racen des Zahmen Schafes,' s. 77.

⁸⁵ 'Rural Economy of Norfolk,' vol. ii. p. 136.

⁸⁶ Youatt on Sheep, p. 312. On same subject, see excellent remarks in 'Gardener's Chronicle,' 1858, p. 868. For experiments in crossing Cheviot sheep with Leicesters, see Youatt, p. 325.

rinary surgeon, remarks, "few or none die of the rot, but they are phthical; not one of them from a torrid climate lasts out the second year, and when they die their lungs are tuberculated."⁸⁷ Even in certain parts of England it has been found impossible to keep certain breeds of sheep; thus on a farm on the banks of the Ouse, the Leicester sheep were so rapidly destroyed by pleuritis⁸⁸ that the owner could not keep them; the coarser-skinned sheep never being affected.

The period of gestation was formerly thought to be so unalterable a character, that a supposed difference between the wolf and the dog in this respect was esteemed a sure sign of specific distinction; but we have seen that the period is shorter in the improved breeds of the pig, and in the larger breeds of the ox, than in other breeds of these two animals. And now we know, on the excellent authority of Hermann von Nathusius,⁸⁹ that Merino and Southdown sheep, when both have long been kept under exactly the same conditions, differ in their average period of gestation, as is seen in the following Table:—

Merinos	150·3 days.
Southdowns	144·2 "
Half-bred Merinos and Southdowns ..	146·3 "
$\frac{3}{4}$ blood of Southdown	145·5 "
$\frac{1}{2}$ " " " " " " " " " "	144·2 "

In this graduated difference, in these cross-bred animals having different proportions of Southdown blood, we see how strictly the two periods of gestation have been transmitted. Nathusius remarks that, as Southdowns grow with remarkable rapidity after birth, it is not surprising that their foetal development should have been shortened. It is of course possible that the difference in these two breeds may be due to their descent from distinct parent-species; but as the early maturity of the Southdowns has long been carefully attended to by breeders, the difference is more probably the result of such attention. Lastly, the fecundity of the several breeds differs much; some generally producing twins or even triplets at a birth, of which fact the curious Shangai sheep (with their truncated and rudimentary

⁸⁷ Youatt on Sheep, note, p. 491.

in 'Bull. Soc. Imp. d'Acclimat.' tom.

⁸⁸ 'The Veterinary,' vol. x. p. 217.

ix., 1862, p. 723.

⁸⁹ A translation of his paper is given

ears, and great Roman noses), lately exhibited in the Zoological Gardens, offer a remarkable instance.

Sheep are perhaps more readily affected by the direct action of the conditions of life to which they have been exposed than almost any other domestic animal. According to Pallas, and more recently according to Erman, the fat-tailed Kirghisian sheep, when bred for a few generations in Russia, degenerate, and the mass of fat dwindles away, "the scanty and bitter herbage of the steppes seems so essential to their development." Pallas makes an analogous statement with respect to one of the Crimean breeds. Burnes states that the Karakool breed, which produces a fine, curled, black, and valuable fleece, when removed from its own canton near Bokhara to Persia or to other quarters, loses its peculiar fleece.⁹⁰ In all such cases, however, it may be that a change of any kind in the conditions of life causes variability and consequent loss of character, and not that certain conditions are necessary for the development of certain characters.

Great heat, however, seems to act directly on the fleece: several accounts have been published of the change which sheep imported from Europe undergo in the West Indies. Dr. Nicholson of Antigua informs me that, after the third generation, the wool disappears from the whole body, except over the loins; and the animal then appears like a goat with a dirty door-mat on its back. A similar change is said to take place on the west coast of Africa.⁹¹ On the other hand, many wool-bearing sheep live on the hot plains of India. Roulin asserts that in the lower and heated valleys of the Cordillera, if the lambs are sheared as soon as the wool has grown to a certain thickness, all goes on afterwards as usual; but if not sheared, the wool detaches itself in flakes, and short shining hair like that

⁹⁰ Erman's 'Travels in Siberia' (Eng. trans.), vol. i. p. 228. For Pallas on the fat-tailed sheep, I quote from Anderson's account of the 'Sheep of Russia,' 1794, p. 34. With respect to the Crimean sheep, see Pallas' 'Travels' (Eng. trans.), vol. ii. p. 451. For the Karakool sheep, see Burnes' 'Travels in Bokhara,' vol. iii. p. 151.

⁹¹ See Report of the Directors of the

Sierra Leone Company, as quoted in White's 'Gradation of Man,' p. 95. With respect to the change which sheep undergo in the West Indies, see also Dr. Davy, in 'Edin. New Phil. Journal,' Jan. 1852. For the statement made by Roulin, see 'Mém. de l'Institut présent. par divers Savans,' tom. vi., 1835, p. 347.

on a goat is produced ever afterwards. This curious result seems merely to be an exaggerated tendency natural to the Merino breed, for as a great authority, namely, Lord Somerville, remarks, "the wool of our Merino sheep after shear-time is hard and coarse to such a degree as to render it almost impossible to suppose that the same animal could bear wool so opposite in quality, compared to that which has been clipped from it: as the cold weather advances, the fleeces recover their soft quality." As in sheep of all breeds the fleece naturally consists of longer and coarser hair covering shorter and softer wool, the change which it often undergoes in hot climates is probably merely a case of unequal development; for even with those sheep which like goats are covered with hair, a small quantity of underlying wool may always be found.²² In the wild mountain-sheep (*Ovis montana*) of North America there is an annual analogous change of coat; "the wool begins to drop out in early spring, leaving in its place a coat of hair resembling that of the elk, a change of pelage quite different in character from the ordinary thickening of the coat or hair, common to all furred animals in winter,—for instance, in the horse, the cow, &c., which shed their winter coat in the spring."²³

A slight difference in climate or pasture sometimes slightly affects the fleece, as has been observed even in different districts in England, and as is well shown by the great softness of the wool brought from Southern Australia. But it should be observed, as Youatt repeatedly insists, that the tendency to change may generally be counteracted by careful selection. M. Lasterye, after discussing this subject, sums up as follows: "The preservation of the Merino race in its utmost purity at the Cape of Good Hope, in the marshes of Holland, and under the rigorous climate of Sweden, furnishes an additional support of this my unalterable principle, that fine-woolled sheep may be kept wherever industrious men and intelligent breeders exist."

That methodical selection has effected great changes in several

²² Youatt on Sheep, p. 63, where Lord Somerville is quoted. See p. 117, on the presence of wool under the hair. With respect to the fleeces of Australian sheep, p. 185. On selection coun-

terseting any tendency to change, see pp. 70, 117, 120, 168.

²³ Audubon and Bachman, 'The Quadrupeds of North America,' 1846, vol. v. p. 365.

breeds of sheep no one, who knows anything on the subject, entertains a doubt. The case of the Southdowns, as improved by Ellman, offers perhaps the most striking instance. Unconscious or occasional selection has likewise slowly produced a great effect, as we shall see in the chapters on Selection. That crossing has largely modified some breeds, no one who will study what has been written on this subject—for instance, Mr. Spooner's paper—will dispute; but to produce uniformity in a crossed breed, careful selection and "rigorous weeding," as this author expresses it, are indispensable.⁹⁴

In some few instances new breeds have suddenly originated; thus, in 1791, a ram-lamb was born in Massachusetts, having short crooked legs and a long back, like a turnspit-dog. From this one lamb the *otter* or *ancon* semi-monstrous breed was raised; as these sheep could not leap over the fences, it was thought that they would be valuable; but they have been supplanted by merinos, and thus exterminated. These sheep are remarkable from transmitting their character so truly that Colonel Humphreys⁹⁵ never heard of "but one questionable case" of an ancon ram and ewe not producing ancon offspring. When they are crossed with other breeds the offspring, with rare exceptions, instead of being intermediate in character, perfectly resemble either parent; and this has occurred even in the case of twins. Lastly, "the ancons have been observed to keep together, separating themselves from the rest of the flock when put into enclosures with other sheep."

A more interesting case has been recorded in the Report of the Juries for the Great Exhibition (1851), namely, the production of a merino ram-lamb on the Mauchamp farm, in 1828, which was remarkable for its long, smooth, straight, and silky wool. By the year 1833 M. Graux had raised rams enough to serve his whole flock, and after a few more years he was able to sell stock of his new breed. So peculiar and valuable is the wool, that it sells at 25 per cent. above the best merino wool: even the fleeces of half-bred animals are valuable, and are known in France as the "Mauchamp-merino." It is interesting, as

⁹⁴ 'Journal of R. Agricult. Soc. of England,' vol. xx., part II. W. C. Spooner on Cross-Breeding.

⁹⁵ 'Philosoph. Transactions,' London, 1813, p. 88.

showing how generally any marked deviation of structure is accompanied by other deviations, that the first ram and his immediate offspring were of small size, with large heads, long necks, narrow chests, and long flanks; but these blemishes were removed by judicious crosses and selection. The long smooth wool was also correlated with smooth horns; and as horns and hair are homologous structures, we can understand the meaning of this correlation. If the Mauchamp and ancon breeds had originated a century or two ago, we should have had no record of their birth; and many a naturalist would no doubt have insisted, especially in the case of the Mauchamp race, that they had each descended from, or been crossed with, some unknown aboriginal form.

GOATS.

FROM the recent researches of M. Brandt, most naturalists now believe that all our goats are descended from the *Capra ægagrus* of the mountains of Asia, possibly mingled with the allied Indian species *C. Falconeri* of India.⁹⁶ In Switzerland, during the early Stone period, the domestic goat was commoner than the sheep; and this very ancient race differed in no respect from that now common in Switzerland.⁹⁷ At the present time, the many races found in several parts of the world differ greatly from each other; nevertheless, as far as they have been tried,⁹⁸ they are all quite fertile when crossed. So numerous are the breeds, that Mr. G. Clark⁹⁹ has described eight distinct kinds imported into the one island of Mauritius. The ears of one kind were enormously developed, being, as measured by Mr. Clark, no less than 19 inches in length and 4 $\frac{3}{4}$ inches in breadth. As with cattle, the mammæ of those breeds which are regularly milked become greatly developed; and, as Mr. Clark remarks, "it is not rare to see their teats touching the ground." The following cases are worth notice as presenting unusual

⁹⁶ Isidore Geoffroy St. Hilaire, 'Hist. Nat. Générale,' tom. iii. p. 87. Mr. Blyth ('Land and Water,' 1837, p. 37) has arrived at a similar conclusion, but he thinks that certain Eastern races may perhaps be in part descended from

the Asiatic markhor.

⁹⁷ Rüttimeyer, 'Pfehlbauten,' s. 127.

⁹⁸ Godron, 'De l'Espèce,' tom. i. p. 402.

⁹⁹ 'Annals and Mag. of Nat. History,' vol. ii. (2nd series), 1848, p. 363.

points of variation. According to Godron,¹⁰⁰ the mammæ differ greatly in shape in different breeds, being elongated in the common goat, hemispherical in the Angora race, and bilobed and divergent in the goats of Syria and Nubia. According to this same author, the males of certain breeds have lost their usual offensive odour. In one of the Indian breeds the males and females have horns of widely-different shapes;¹⁰¹ and in some breeds the females are destitute of horns.¹⁰² The presence of interdigital pits or glands on all four feet has been thought to characterise the genus *Ovis*, and their absence to be characteristic of the genus *Capra*; but Mr. Hodgson has found that they exist in the front feet of the majority of Himalayan goats.¹⁰³ Mr. Hodgson measured the intestines in two goats of the Dúgú race, and he found that the proportional length of the great and small intestines differed considerably. In one of these goats the cæcum was thirteen inches, and in the other no less than thirty-six inches in length!

¹⁰⁰ 'De l'Espèce,' tom. i. p. 406. Mr. Clark also refers to differences in the shape of the mamme. Godron states that in the Nubian race the scrotum is divided into two lobes; and Mr. Clark gives a ludicrous proof of this fact, for he saw in the Mauritius a male goat of the Muscat breed purchased at a high price for a female in full milk. These differences in the scrotum are probably

not due to descent from distinct species; for Mr. Clark states that this part varies much in form.

¹⁰¹ Mr. Clark, 'Annals and Mag. of Nat. Hist.,' vol. ii. (2nd series), 1848, p. 361.

¹⁰² Desmarest, 'Encyclop. Méthod. Mammalogie,' p. 480.

¹⁰³ 'Journal of Asiatic Soc. of Bengal,' vol. xvi., 1847, pp. 1020, 1025.

CHAPTER IV.

DOMESTIC RABBITS.

DOMESTIC RABBITS DESCENDED FROM THE COMMON WILD RABBIT — ANCIENT DOMESTICATION — ANCIENT SELECTION — LARGE LOP-EARED RABBITS — VARIOUS BREEDS — FLUCTUATING CHARACTERS — ORIGIN OF THE HIMALAYAN BREED — CURIOUS CASE OF INHERITANCE — FERAL RABBITS IN JAMAICA AND THE FALKLAND ISLANDS — PORTO SANTO FERAL RABBITS — OSTEOLOGICAL CHARACTERS — SKULL — SKULL OF HALF-LOP RABBITS — VARIATIONS IN THE SKULL ANALOGOUS TO DIFFERENCES IN DIFFERENT SPECIES OF HARES — VERTEBRÆ — STERNUM — SCAFULA — EFFECTS OF USE AND DISUSE ON THE PROPORTIONS OF THE LIMBS AND BODY — CAPACITY OF THE SKULL AND REDUCED SIZE OF THE BRAIN — SUMMARY ON THE MODIFICATIONS OF DOMESTICATED RABBITS.

ALL naturalists, with, as far as I know, a single exception, believe that the several domestic breeds of the rabbit are descended from the common wild species; I shall therefore describe them more carefully than in the previous cases. Professor Gervais¹ states "that the true wild rabbit is smaller than the domestic; its proportions are not absolutely the same; its tail is smaller; its ears are shorter and more thickly clothed with hair; and these characters, without speaking of colour, are so many indications opposed to the opinion which unites these animals under the same specific denomination." Few naturalists will agree with this author that such slight differences are sufficient to separate as distinct species the wild and domestic rabbit. How extraordinary it would be, if close confinement, perfect tameness, unnatural food, and careful breeding, all prolonged during many generations, had not produced at least some effect! The tame rabbit has been domesticated from an ancient period. Confucius ranges rabbits among animals worthy to be sacrificed to the gods, and, as he prescribes their multiplication, they were probably at this early period domesticated in China. They are mentioned by several of the classical writers.

¹ M. P. Gervais, 'Hist. Nat. des Mammifères,' tom. i., 1854, p. 288.

In 1631 Gervaise Markham writes, "You shall not, as in other cattell, looke to their shape, but to their richnesse, onely elect your buckes, the largest and goodliest conies you can get; and for the richnesse of the skin, that is accounted the richest which hath the equallest mixture of blacke and white haire together, yet the blacke rather shadowing the white; the furre should be thicke, deepe, smooth, and shining; they are of body much fatter and larger, and, when another skin is worth two or three pence, they are worth two shillings." From this full description we see that silver-grey rabbits existed in England at this period; and, what is far more important, we see that the breeding or selection of rabbits was then carefully attended to. Aldrovandi, in 1637, describes, on the authority of several old writers (as Scaliger, in 1557), rabbits of various colours, some "like a hare," and he adds that P. Valerianus (who died a very old man in 1558) saw at Verona rabbits four times bigger than ours.²

From the fact of the rabbit having been domesticated at an ancient period, we must look to the northern hemisphere of the Old World, and to the warmer temperate regions alone, for the aboriginal parent-form; for the rabbit cannot live without protection in countries as cold as Sweden, and, though it has run wild in the tropical island of Jamaica, it has never greatly multiplied there. It now exists, and has long existed, in the warmer temperate parts of Europe, for fossil remains have been found in several countries.³ The domestic rabbit readily becomes feral in these same countries, and when variously coloured kinds are turned out they generally revert to the ordinary grey colour.⁴ The wild rabbits, if taken young, can be domesticated, though the process is generally very troublesome.⁵ The various

² U. Aldrovandi, 'De Quadrupelibus digitatis,' 1637, p. 383. For Confucius and G. Markham, see a writer who has studied the subject, in 'Cottage Gardener,' Jan. 22nd, 1861, p. 250.

³ Owen, 'British Fossil Mammals,' p. 212.

⁴ 'Pigeons and Rabbits,' by E. S. Delamer, 1834, p. 133. Sir J. Sebright ('Observations on Instinct,' 1836, p. 10) speaks most strongly on the diffi-

culty. But this difficulty is not invariable, as I have received two accounts of perfect success in taming and breeding from the wild rabbit. See also Dr. P. Broca, in 'Journal de la Physiologie,' tom. ii. p. 368.

⁵ Bechstein, 'Naturgesch. Deutschlands,' 1801, b. i. p. 1133. I have received similar accounts with respect to England and Scotland.

Smith 5

41

domestic races are often crossed, and are believed to be perfectly fertile together, and a perfect gradation can be shown to exist from the largest domestic kinds, having enormously developed ears, to the common wild kind. The parent-form must have been a burrowing animal, a habit not common, as far as I can discover, to any other species in the large genus *Lepus*. Only one wild species is known with certainty to exist in Europe; but the rabbit (if it be a true rabbit) from Mount Sinai, and likewise that from Algeria, present slight differences; and these forms have been considered by some authors as specifically distinct.⁶ But such slight differences would aid us little in explaining the more considerable differences characteristic of the several domestic races. If the latter are the descendants of two or more closely allied species, all, excepting the common rabbit, have been exterminated in a wild state; and this is very improbable, seeing with what pertinacity this animal holds its ground. From these several reasons we may infer with safety that all the domestic breeds are the descendants of the common wild species. But from what we hear of the late marvellous success in rearing hybrids between the hare and rabbit,⁷ it is possible, though not probable, from the great difficulty in making the first cross, that some of the larger races, which are coloured like the hare, may have been modified by crosses with this animal. Nevertheless, the chief differences in the skeletons of the several domestic breeds cannot, as we shall presently see, have been derived from a cross with the hare.

There are many breeds which transmit their characters more or less truly. Every one has seen the enormous lop-eared rabbits exhibited at our shows; various allied sub-breeds are reared on the Continent, such as the so-called Andalusian, which is said to have a large head with a round forehead, and to attain a greater size than any other kind; another large Paris breed is named the Rouennais, and has a square head; the so-called Patagonian rabbit has remarkably short ears and a large round head. Although I have not seen all these breeds, I feel some doubt about there being any marked difference in the

⁶ Gervais, 'Hist. Nat. des Mammifères,' tom. i. p. 292.

⁷ See Dr. P. Broca's interesting me-

moir on this subject in Brown-Sequard's 'Journ. de Phys.,' vol. ii. p. 367.

shape of their skulls.* English lop-eared rabbits often weigh 8 lbs. or 10 lbs., and one has been exhibited weighing 18 lbs.; whereas a full-sized wild rabbit weighs only about $3\frac{1}{2}$ lbs. The head or skull in all the large lop-eared rabbits examined by me is much longer relatively to its breadth than in the wild rabbit. Many of them have loose transverse folds of skin or dewlaps beneath the throat, which can be pulled out so as to reach nearly to the ends of the jaws. Their ears are prodigiously developed, and hang down on each side of their faces. A rabbit has been exhibited with its two ears, measured from the tip of one to the tip of the other, 22 inches in length, and each ear was $5\frac{1}{2}$ inches in breadth. In a common wild rabbit I found that the length of the two ears, from tip to tip, was $7\frac{1}{2}$ inches, and the breadth only $1\frac{1}{2}$ inch. The great weight of the body in the larger rabbits, and the immense development of their ears, are the qualities which win prizes, and have been carefully selected.

The hare-coloured, or, as it is sometimes called, the Belgian rabbit, differs in nothing except colour from the other large breeds; but Mr. J. Young, of Southampton, a great breeder of this kind, informs me that the females, in all the specimens examined by him, had only six mammae; and this certainly was the case with two females which came into my possession. Mr. B. P. Brent, however, assures me that the number is variable with other domestic rabbits. The common wild rabbit always has ten mammae. The Angora rabbit is remarkable from the length and fineness of its fur, which even on the soles of the feet is of considerable length. This breed is the only one which differs in its mental qualities, for it is said to be much more sociable than other rabbits, and the male shows no wish to destroy its young.⁹ Two live rabbits were brought to me from Moscow, of about the size of the wild species, but with long soft fur, different from that of the Angora. These Moscow rabbits had pink eyes and were snow-white, excepting the ears, two spots near the nose, the upper and under surface of the tail, and the hinder tarsi, which were blackish-brown. In short, they were

* They are briefly described in the 'Journal of Horticulture,' May 7th, 1861, p. 108.

⁹ 'Journal of Horticulture,' 1861, p. 380.

coloured nearly like the so-called Himalayan rabbits, presently to be described, and differed from them only in the character of their fur. There are two other breeds which come true to colour, but differ in no other respect, namely silver-greys and chinchillas. Lastly, the Nicard or Dutch rabbit may be mentioned, which varies in colour, and is remarkable from its small size, some specimens weighing only $1\frac{1}{2}$ lb.; rabbits of this breed make excellent nurses for other and more delicate kinds.¹⁰

Certain characters are remarkably fluctuating, or are very feebly transmitted by domestic rabbits: thus, one breeder tells me that with the smaller kinds he has hardly ever raised a whole litter of the same colour: with the large lop-eared breeds "it is impossible," says a great judge,¹¹ "to breed true to colour, but by judicious crossing a great deal may be done towards it. The fancier should know how his does are bred, that is, the colour of their parents." Nevertheless, certain colours, as we shall presently see, are transmitted truly. The dewlap is not strictly inherited. Lop-eared rabbits, with their ears hanging flat down on each side of the face, do not transmit this character at all truly. Mr. Delamer remarks that, "with fancy rabbits, when both the parents are perfectly formed, have model ears, and are handsomely marked, their progeny do not invariably turn out the same." When one parent, or even both, are oar-laps, that is, have their ears sticking out at right angles, or when one parent or both are half-lops, that is, have only one ear dependent, there is nearly as good a chance of the progeny having both ears full-lop, as if both parents had been thus characterized. But I am informed, if both parents have upright ears, there is hardly a chance of a full-lop. In some half-lops the ear that hangs down is broader and longer than the upright ear;¹² so that we have the unusual case of a want of symmetry on the two sides. This difference in the position and size of the two ears probably indicates that the lopping of the ear results

¹⁰ 'Journal of Horticulture,' May 28th, 1861, p. 169.

¹¹ 'Journal of Horticulture,' 1861, p. 327. With respect to the ears, see Delamer on 'Pigeons and Rabbits,' 1854,

p. 141; also 'Poultry Chronicle,' vol. ii. p. 499, and ditto for 1854, p. 586.

¹² Delamer, 'Pigeons and Rabbits,' p. 136. See also 'Journal of Horticulture,' 1861, p. 375.



Fig. 2.—Half-top Rabbit. (Copied from E. S. DeLamer's work.)

from its great length and weight, favoured no doubt by the weakness of the muscles consequent on disuse. Anderson¹³ mentions a breed having only a single ear; and Professor Gervais another breed which is destitute of ears.

The origin of the Himalayan breed (sometimes called Chinese, or Polish, or Russian) is so curious, both in itself, and as throwing some light on the complex laws of inheritance, that it is worth giving in detail. These pretty rabbits are white, except their ears, nose, all four feet, and the upper side of tail, which are all brownish-black; but as they have red eyes, they may be considered as albinos. I have received several accounts of their breeding perfectly true. From their symmetrical marks, they were at first ranked as specifically distinct, and were provisionally named *L. nigripes*.¹⁴ Some good observers thought that they could detect a difference in their habits, and stoutly maintained that they formed a new species. Their origin is now well known. A writer, in 1857,¹⁵ stated that he had produced Himalayan rabbits in the following manner. But it is first necessary briefly to describe two other breeds: silver-greys or silver-sprigs generally have black heads and legs, and their fine grey fur is interspersed with numerous black and white long hairs.

¹³ 'An Account of the different Kinds of Sheep in the Russian Dominions,' 1794, p. 39.

¹⁴ 'Proc. Zoolog. Soc.,' June 23rd, 1857, p. 159. *M.* 56

¹⁵ 'Cottage Gardener,' 1857, p. 141.

They breed perfectly true, and have long been kept in warrens. When they escape and cross with common rabbits, the product, as I hear from Mr. Wyrley Birch, of Wretham Hall, is not a mixture of the two colours, but about half take after the one parent, and the other half after the other parent. Secondly, chinchillas or tame silver-greys (I will use the former name) have short, paler, mouse or slate-coloured fur, interspersed with long, blackish, slate-coloured, and white hairs.¹⁶ These rabbits breed perfectly true. Now, the writer above referred to had a breed of chinchillas which had been crossed with the common black rabbit, and their offspring were either blacks or chinchillas. These latter were again crossed with other chinchillas (which had also been crossed with silver-greys), and from this complicated cross Himalayan rabbits were raised. From these and other similar statements, Mr. Bartlett¹⁷ was led to make a careful trial in the Zoological Gardens, and he found that by simply crossing silver-greys with chinchillas he could always produce some few Himalayans; and the latter, notwithstanding their sudden origin, if kept separate, bred perfectly true.

The Himalayans, when first born, are quite white, and are then true albinos; but in the course of a few months they gradually assume their dark ears, nose, feet, and tail. Occasionally, however, as I am informed by Mr. W. A. Wooler and the Rev. W. D. Fox, the young are born of a very pale grey colour, and specimens of such fur were sent me by the former gentleman. The grey tint, however, disappears as the animal comes to maturity. So that with these Himalayans there is a tendency, strictly confined to early youth, to revert to the colour of the adult silver-grey parent-stock. Silver-greys and chinchillas, on the other hand, present a remarkable contrast in their colour whilst quite young, for they are born perfectly black, but soon assume their characteristic grey or silver tints. The same thing occurs with grey horses, which, as long as they are foals, are generally of a nearly black colour, but soon become grey, and get whiter and whiter as they grow older. Hence the usual rule is that Himalayans are born white and afterwards become in certain parts of their bodies dark-coloured; whilst

¹⁶ 'Journal of Horticulture,' April 9th, 1861, p. 35.

¹⁷ Mr. Bartlett, in 'Proc. Zoolog. Soc.,' 1861, p. 40. *pl. 14 - text above 1867, p. 159, pl. 5.*

X. silver-greys are born black and afterwards become sprinkled with white. Exceptions, however, and of a directly opposite nature, occasionally occur in both cases. For young silver-greys are sometimes born in warrens, as I hear from Mr. W. Birch, of a cream-colour, but these young animals ultimately become black. The Himalayans, on the other hand, sometimes produce, as is stated by an experienced amateur,¹⁸ a single black young one in a litter; but such, before two months elapse, become perfectly white.

To sum up the whole curious case: wild silver-greys may be considered as black rabbits which become grey at an early period of life. When they are crossed with common rabbits, the offspring are said not to have blended colours, but to take after either parent; and in this respect they resemble black and albino varieties of most quadrupeds, which often transmit their colours in this same manner. When they are crossed with chinchillas, that is, with a paler sub-variety, the young are at first pure albinos, but soon become dark-coloured in certain parts of their bodies, and are then called Himalayans. The young Himalayans, however, are sometimes at first either pale grey or completely black, in either case changing after a time to white. In a future chapter I shall advance a large body of facts showing that, when two varieties are crossed both of which differ in colour from their parent-stock, there is a strong tendency in the young to revert to the aboriginal colour; and what is very remarkable, this reversion occasionally supervenes, not before birth, but during the growth of the animal. Hence, if it could be shown that silver-greys and chinchillas were the offspring of a cross between a black and albino variety with the colours intimately blended—a supposition in itself not improbable, and supported by the circumstance of silver-greys in warrens sometimes producing creamy-white young, which ultimately become black—then all the above-given paradoxical facts on the changes of colour in silver-greys and in their descendants the Himalayans would come under the law of reversion, supervening at different periods of growth and in different degrees, either to the original black or to the original albino parent-variety.

¹⁸ 'Phenomenon in Himalayan Rabbits,' in 'Journal of Horticulture,' 1865, Jan. 27th, p. 102.

It is, also, remarkable that Himalayans, though produced so suddenly, breed true. But as, whilst young, they are albinos, the case falls under a very general rule; for albinism is well known to be strongly inherited, as with white mice and many other quadrupeds, and even with white flowers. But why, it may be asked, do the ears, tail, nose, and feet, and no other part of the body, revert to a black colour? This apparently depends on a law, which generally holds good, namely, that characters common to many species of a genus—and this, in fact, implies long inheritance in common from the ancient progenitor of the genus—are found to resist variation, or to reappear if lost, more persistently than the characters which are confined to the separate species. Now, in the genus *Lepus*, a large majority of the species have their ears and the upper surface of the tail tinted black; but the persistence of these marks is best seen in those species which in winter become white: thus, in Scotland the *L. variabilis*¹⁹ in its winter dress has a shade of colour on its nose, and the tips of its ears are black: in the *L. tibetanus* the ears are black, the upper surface of the tail greyish-black, and the soles of the feet brown: in *L. glacialis* the winter fur is pure white, except the soles of the feet and the points of the ears. Even in the variously-coloured fancy rabbits we may often observe a tendency in these same parts to be more darkly tinted than the rest of the body. Thus, as it seems to me, the appearance of the several coloured marks on the Himalayan rabbit, as it grows old, is rendered intelligible. I may add a nearly analogous case: fancy rabbits very often have a white star on their foreheads; and the common English hare, whilst young, generally has, as I have myself observed, a similar white star on its forehead.

When variously coloured rabbits are set free in Europe, and are thus placed under their natural conditions, they generally revert to the aboriginal grey colour; this may be in part due to the tendency in all crossed animals, as lately observed, to revert to their primordial state. But this tendency does not always prevail; thus silver-grey rabbits are kept in warrens, and remain true though living almost in a state of nature; but a

¹⁹ G. R. Waterhouse, 'Natural History of Mammalia: Rodents,' 1846, pp. 52, 60, 105.

warren must not be stocked with both silver-greys and common rabbits; otherwise "in a few years there will be none but common greys surviving."²⁰ When rabbits run wild in foreign countries, under different conditions of life, they by no means always revert to their aboriginal colour. In Jamaica the feral rabbits are described as "slate-coloured, deeply tinted with sprinklings of white on the neck, on the shoulders, and on the back; softening off to blue-white under the breast and belly."²¹ But in this tropical island the conditions were not favourable to their increase, and they never spread widely; and, as I hear from Mr. R. Hill, owing to a great fire which occurred in the woods, they have now become extinct. Rabbits during many years have run wild in the Falkland Islands; they are abundant in certain parts, but do not spread extensively. Most of them are of the common grey colour; a few, as I am informed by Admiral Sullivan, are hare-coloured, and many are black, often with nearly symmetrical white marks on their faces. Hence, M. Lesson described the black variety as a distinct species, under the name of *Lepus magellanicus*, but this, as I have elsewhere shown, is an error.²² Within recent times the sealers have stocked some of the small outlying islets in the Falkland group with rabbits; and on Pebble Islet, as I hear from Admiral Sullivan, a large proportion are hare-coloured, whereas on Rabbit Islet a large proportion are of a bluish colour which is not elsewhere seen. How the rabbits were coloured which were turned out on these islets is not known.

The rabbits which have become feral on the island of Porto Santo, near Madeira, deserve a fuller account. In 1418 or 1419, J. Gonzales Zarco²³ happened to have a female rabbit on board which had produced young during the voyage, and he turned them all out on the island. These animals soon increased so

²⁰ Delamer on 'Pigeons and Rabbits,' p. 114.

²¹ Gosse's 'Sojourn in Jamaica,' 1851, p. 441, as described by an excellent observer, Mr. R. Hill. This is the only known case in which rabbits have become feral in a hot country. They can be kept, however, at Loanda (see Livingstone's 'Travels,' p. 407). In parts of India, as I am informed by Mr. Blyth, they breed well.

²² Darwin's 'Journal of Researches,' p. 193; and 'Zoology of the Voyage of the Beagle: Mammalia,' p. 92.

²³ Kerr's 'Collection of Voyages,' vol. ii. p. 177; p. 205 for Cada Mosto. According to a work published in Lisbon in 1717, entitled 'Historia Insularum,' written by a Jesuit, the rabbits were turned out in 1420. Some authors believe that the island was discovered in 1413.

rapidly, that they became a nuisance, and actually caused the abandonment of the settlement. Thirty-seven years subsequently, Cada Mosto describes them as innumerable; nor is this surprising, as the island was not inhabited by any beast of prey or by any terrestrial mammal. We do not know the character of the mother-rabbit; but we have every reason to believe that it was the common domesticated kind. The Spanish peninsula, whence Zarco sailed, is known to have abounded with the common wild species at the most remote historical period. As these rabbits were taken on board for food, it is improbable that they should have been of any peculiar breed. That the breed was well domesticated is shown by the doe having littered during the voyage. Mr. Wollaston, at my request, brought home two of these feral rabbits in spirits of wine; and, subsequently, Mr. W. Haywood sent to me three more specimens in brine, and two alive. These seven specimens, though caught at different periods, closely resembled each other. They were full grown, as shown by the state of their bones. Although the conditions of life in Porto Santo are evidently highly favourable to rabbits, as proved by their extraordinarily rapid increase, yet they differ conspicuously in their small size from the wild English rabbit. Four English rabbits, measured from the incisors to the anus, varied between 17 and 17 $\frac{3}{4}$ inches in length; whilst two of the Porto Santo rabbits were only 14 $\frac{1}{2}$ and 15 inches in length. But the decrease in size is best shown by weight; four wild English rabbits averaged 3 lb. 5 oz., whilst one of the Porto Santo rabbits, which had lived for four years in the Zoological Gardens, but had become thin, weighed only 1 lb. 9 oz. A fairer test is afforded by the comparison of the well-cleaned limb-bones of a P. Santo rabbit killed on the island with the same bones of a wild English rabbit of average size, and they differed in the proportion of rather less than five to nine. So that the Porto Santo rabbits have decreased nearly three inches in length, and almost half in weight of body.²⁴ The head has not decreased in length pro-

²⁴ Something of the same kind has occurred on the island of Lipari, where, according to Spallanzani ('Voyage dans les deux Siciles,' quoted by Godron sur l'Espèce, p. 364), a countryman turned

out some rabbits which multiplied prodigiously, but, says Spallanzani, "les lapins de l'île de Lipari sont plus petits que ceux qu'on élève en domesticité."

portionally with the body; and the capacity of the brain-case is, as we shall hereafter see, singularly variable. I prepared four skulls, and these resembled each other more closely than do generally the skulls of wild English rabbits; but the only difference in structure which they presented was that the supra-orbital processes of the frontal bones were narrower.

In colour the Porto Santo rabbit differs considerably from the common rabbit; the upper surface is redder, and is rarely interspersed with any black or black-tipped hairs. The throat and certain parts of the under surface, instead of being pure white, are generally pale grey or leaden colour. But the most remarkable difference is in the ears and tail; I have examined many fresh English rabbits, and the large collection of skins in the British Museum from various countries, and all have the upper surface of the tail and the tips of the ears clothed with blackish-grey fur; and this is given in most works as one of the specific characters of the rabbit. Now in the seven Porto Santo rabbits the upper surface of the tail was reddish-brown, and the tips of the ears had no trace of the black edging. But here we meet with a singular circumstance: in June, 1861, I examined two of these rabbits recently sent to the Zoological Gardens, and their tails and ears were coloured as just described; but when one of their dead bodies was sent to me in February, 1865, the ears were plainly edged, and the upper surface of the tail was covered, with blackish-grey fur, and the whole body was much less red; so that under the English climate this individual rabbit had recovered the proper colour of its fur in rather less than four years!

The two little Porto Santo rabbits, whilst alive in the Zoological Gardens, had a remarkably different appearance from the common kind. They were extraordinarily wild and active, so that many persons exclaimed on seeing them that they were more like large rats than rabbits. They were nocturnal to an unusual degree in their habits, and their wildness was never in the least subdued; so that the superintendent, Mr. Bartlett, assured me that he had never had a wilder animal under his charge. This is a singular fact, considering that they are descended from a domesticated breed; I was so much surprised at it, that I requested Mr. Haywood to make inquiries on the spot,

how it may
be explained
perhaps?

whether they were much hunted by the inhabitants, or persecuted by hawks, or cats, or other animals; but this is not the case, and no cause can be assigned for their wildness. They live on the central, higher rocky land and near the sea-cliffs, and, being exceedingly shy and timid, seldom appear in the lower and cultivated districts. They are said to produce from four to six young at a birth, and their breeding season is in July and August. Lastly, and this is a highly remarkable fact, Mr. Bartlett could never succeed in getting these two rabbits, which were both males, to associate or breed with the females of several breeds which were repeatedly placed with them.

If the history of these Porto Santo rabbits had not been known, most naturalists, on observing their much reduced size, their reddish colour above and grey beneath, with neither tail nor ears tipped with black, would have ranked them as a distinct species. They would have been strongly confirmed in this view by seeing them alive in the Zoological Gardens, and hearing that they refused to couple with other rabbits. Yet this rabbit, which there can be little doubt would thus have been ranked as a distinct species, has certainly originated since the year 1420. Finally, from the three cases of the rabbits which have run wild in Porto Santo, Jamaica, and the Falkland Islands, we see that these animals do not, under new conditions of life, revert to or retain their aboriginal character, as is so generally asserted to be the case by most authors.

Osteological Characters.

When we remember, on the one hand, how frequently it is stated that important parts of the structure never vary; and, on the other hand, on what small differences in the skeleton, fossil species have often been founded, the variability of the skull and of some other bones in the domesticated rabbit well deserves attention. It must not be supposed that the more important differences immediately to be described strictly characterise any one breed; all that can be said is, that they are generally present in certain breeds. We should bear in mind that selection has not been applied to fix any character in the skeleton, and that the animals have not had to support themselves under

uniform habits of life. We cannot account for most of the differences in the skeleton; but we shall see that the increased size of the body, due to careful nurture and continued selection, has affected the head in a particular manner. Even the elongation and lopping of the ears have influenced in a small degree the form of the whole skull. The want of exercise has apparently modified the proportional length of the limbs in comparison with the body.

As a standard of comparison, I prepared skeletons of two wild rabbits from Kent, one from the Shetland Islands, and one from Antrim in Ireland. As all the bones in these four specimens from such distant localities closely resembled each other, presenting scarcely any appreciable difference, it may be concluded that the bones of the wild rabbit are generally uniform in character.

Skull.—I have carefully examined skulls of ten large lop-eared fancy rabbits, and of five common domestic rabbits, which latter differ from the lop-eared only in not having such large bodies or ears, yet both larger than in the wild rabbit. First for the ten lop-eared rabbits: in all these the skull is remarkably elongated in comparison with its breadth. In a wild rabbit the length was 3.15 inches, in a large fancy rabbit 4.30; whilst the breadth of the cranium enclosing the brain was in both almost exactly the same. Even by taking as the standard of comparison the widest part of the zygomatic arch, the skulls of the lop-eared are proportionally to their breadth three-quarters of an inch too long. The depth of the head has increased almost in the same proportion with the length; it is the breadth alone which has not increased. The parietal and occipital bones enclosing the brain are less arched, both in a longitudinal and transverse line, than in the wild rabbit, so that the shape of the cranium is somewhat different. The surface is rougher, less cleanly sculptured, and the lines of sutures are more prominent.

Although the skulls of the large lop-eared rabbits in comparison with those of the wild rabbit are much elongated relatively to their breadth, yet, relatively to the size of body, they are far from elongated. The lop-eared rabbits which I examined were, though not fat, more than twice as heavy as the wild specimens; but the skull was very far from being twice as long. Even if we take the fairer standard of the length of body, from the nose to the anus, the skull is not on an average as long as it ought to be by a third of an inch. In the small feral P. Santo rabbit, on the other hand, the head relatively to the length of body is about a quarter of an inch too long.

This elongation of the skull relatively to its breadth, I find a universal character, not only with the large lop-eared rabbits, but in all the artificial breeds; as is well seen in the skull of the Angora. I was at first much surprised at the fact, and could not imagine why domestication should produce this uniform result; but the explanation seems to lie in the circumstance that during a number of generations the artificial races have been closely confined, and have had little occasion to exert either their senses, or intellect, or voluntary muscles; consequently the brain, as

we shall presently more fully see, has not increased relatively with the size of body. As the brain has not increased, the bony case enclosing it has not increased, and this has evidently affected through correlation the breadth of the entire skull from end to end.



Fig. 6.—Skull of Wild Rabbit, of natural size.



Fig. 7.—Skull of large Lop-eared Rabbit, of natural size.

In all the skulls of the large lop-eared rabbits, the supra-orbital plates or processes of the frontal bones are much broader than in the wild rabbit, and they generally project more upwards. In the zygomatic arch the posterior or projecting point of the malar-bone is broader and blunter; and in the specimen, fig. 8, it is so in a remarkable degree. This point approaches nearer to the auditory meatus than in the wild rabbit, as may be best seen in fig. 8; but this circumstance mainly depends on the changed direction of the meatus. The inter-parietal bone (see fig. 9) differs much in shape in the several skulls; generally it is more oval, or has a greater width in the line of the longitudinal axis of the skull, than in the wild rabbit. The

posterior margin of "the square raised platform"²⁵ of the occiput, instead of being truncated, or projecting slightly as in the wild rabbit, is in most lop-eared rabbits pointed, as in fig. 9, C. The paramastoids relatively to the size of the skull are generally much thicker than in the wild rabbit.



Fig. 8.—Part of Zygomatic Arch, showing the projecting end of the malar bone and the auditory meatus: of natural size. Upper figure, Wild Rabbit. Lower figure, Lop-eared, hare-coloured Rabbit.

developed. These differences in the shape of the foramen are remarkable, considering that it gives passage to so important a structure as the spinal

marrow, though apparently the outline of the latter is not affected by the shape of the passage.



Fig. 9.—Posterior end of Skull, of natural size, showing the inter-parietal bone. A. Wild Rabbit. B. Feral Rabbit from island of P. Santo, near Madeira. C. Large Lop-eared Rabbit.

the longer diameter of the meatus was exactly twice as great. The orifice is more compressed, and its margin on the side nearest the skull stands up



Fig. 10.—Occipital Foramen, of natural size, in—A. Wild Rabbit; B. Large Lop-eared Rabbit.

higher than the outer side. The whole meatus is directed more forwards. As in breeding lop-eared rabbits the length of the ears, and their consequent lopping and lying flat on the face, are the chief points of excellence, there can hardly be a doubt that the great change in the size, form, and direction of the bony meatus, relatively to this same part in the wild rabbit, is due to the continued selection of individuals having

²⁵ Waterhouse, 'Nat. Hist. Mammalia,' vol. ii. p. 36.

larger and larger ears. The influence of the external ear on the bony meatus is well shown in the skulls (I have examined three) of half-lops (see fig. 5), in which one ear stands upright, and the other and longer ear hangs down; for in these skulls there was a plain difference in the form and direction of the bony meatus on the two sides. But it is a much more interesting fact, that the changed direction and increased size of the bony meatus have slightly affected on the same side the structure of the whole skull. I here give a drawing of the skull of a half-lop; and it may be observed that the suture between the parietal and frontal bones does not run strictly at right angles to the longitudinal axis of the skull; the left frontal bone projects beyond the right one; both the posterior and anterior margins of the left zygomatic arch on the side of the lopping ear stand a little in advance of the corresponding bones on the opposite side. Even the lower jaw is affected, and the condyles are not quite symmetrical, that on the left standing a little in advance of that on the right. This seems to me a remarkable case of correlation of growth. Who would have surmised that by keeping an animal during many generations under confinement, and so leading to the disuse of the muscles of the ears, and by continually selecting individuals with the longest and largest ears, he would thus indirectly have affected almost every suture in the skull and the form of the lower jaw!

In the large lop-eared rabbits the only difference in the lower jaw, in comparison with that of the wild rabbit, is that the posterior margin of the ascending ramus is broader and more inflected. The teeth in neither jaw present any difference, except that the small incisors, beneath the large ones, are proportionally a little longer. The molar teeth have increased in size proportionally with the increased width of the skull, measured across the zygomatic arch, and not proportionally with its increased length. The inner line of the sockets of the molar teeth in the upper jaw of the wild rabbit forms a perfectly straight line; but in



Fig. 11.—Skull, of natural size, of Half-lop Rabbit, showing the different direction of the auditory meatus on the two sides, and the consequent general distortion of the skull. The left ear of the animal (or right side of figure) lopped forwards.

some of the largest skulls of the lop-eared this line was plainly bowed inwards. In one specimen there was an additional molar tooth on each side of the upper jaw, between the molars and premolars; but these two teeth did not correspond in size; and as no rodent has seven molars, this is merely a monstrosity, though a curious one.

The five other skulls of common domestic rabbits, some of which approach in size the above-described largest skulls, whilst the others exceed but little those of the wild rabbit, are only worth notice as presenting a perfect gradation in all the above-specified differences between the skulls of the largest lop-eared and wild rabbits. In all, however, the supra-orbital plates are rather larger, and in all the auditory meatus is larger, in conformity with the increased size of the external ears, than in the wild rabbit. The lower notch in the occipital foramen in some was not so deep as in the wild, but in all five skulls the upper notch was well developed.

The skull of the *Angora* rabbit, like the latter five skulls, is intermediate in general proportions, and in most other characters, between those of the largest lop-eared and wild rabbits. It presents only one singular character: though considerably longer than the skull of the wild, the breadth measured within the posterior supra-orbital fissures is nearly a third less than in the wild. The skulls of the *silver-grey*, and *chinchilla* and *Himalayan* rabbits are more elongated than in the wild, with broader supra-orbital plates, but differ little in any other respect, excepting that the upper and lower notches of the occipital foramen are not so deep or so well developed. The skull of the *Moscow* rabbit scarcely differs in any respect from that of the wild rabbit. In the Porto Santo feral rabbits the supra-orbital plates are generally narrower and more pointed than in our wild rabbits.

As some of the largest lop-eared rabbits of which I prepared skeletons were coloured almost like hares, and as these latter animals and rabbits have, as it is affirmed, been recently crossed in France, it might be thought that some of the above-described characters had been derived from a cross at a remote period with the hare. Consequently I examined skulls of the hare, but no light could thus be thrown on the peculiarities of the skulls of the larger rabbits. It is, however, an interesting fact, as illustrating the law that varieties of one species often assume the characters of other species of the same genus, that I found, on comparing the skulls of ten species of hares in the British Museum, that they differed from each other chiefly in the very same points in which domestic rabbits vary,—namely, in general proportions, in the form and size of the supra-orbital plates, in the form of the free end of the malar bone, and in the line of suture separating the occipital and frontal bones. Moreover two eminently variable characters in the domestic rabbit, namely, the outline of the occipital foramen and the shape of the "raised platform" of the occiput, were likewise variable in two instances in the same species of hare.

Vertebrae.—The number is uniform in all the skeletons which I have examined, with two exceptions, namely, in one of the small feral Porto Santo rabbits and in one of the largest lop-eared kinds; both of these had as usual seven cervical, twelve dorsal with ribs, but, instead of seven lumbar, both had eight lumbar vertebrae. This is remarkable, as Gervais gives

seven as the number for the whole genus *Lepus*. The caudal vertebrae apparently differ by two or three, but I did not attend to them, and they are difficult to count with certainty.

In the first cervical vertebra, or atlas, the anterior margin of the neural arch varies a little in wild specimens, being either nearly smooth, or furnished with a small supra-median atlantoid process; I have figured a specimen with the largest process (*a*) which I have seen; but it will be observed how inferior this is in size and different in shape to that in a large lop-eared rabbit. In the latter, the infra-median process (*b*) is also proportionally much thicker and longer. The *alæ* are a little squarer in outline.

Third cervical vertebra.—In the wild rabbit (fig. 13, *A a*) this vertebra, viewed on the inferior surface, has a transverse process, which is directed obliquely backwards, and consists of a single pointed bar; in the fourth vertebra this process is slightly forked in the middle. In the large lop-eared rabbits this process (*B a*) is forked in the third vertebra, as in the fourth of the wild rabbit.

But the third cervical vertebrae of the wild and lop-eared (*A b*, *B b*) rabbits differ more conspicuously when their anterior articular surfaces are compared; for the extremities of the antero-dorsal processes in the wild rabbit are simply rounded, whilst in the lop-eared they are trifold, with a deep central pit. The canal for the spinal marrow in the lop-eared (*B b*) is more elongated in a transverse direction than in the wild rabbit; and the passages for the arteries are of a slightly different shape. These several differences in this vertebra seem to me well deserving attention.

First dorsal vertebra.—Its neural spine varies in length in the wild rabbit; being sometimes very short, but generally more than half as long as that of the second dorsal; but I have seen it in two large lop-eared rabbits three-fourths of the length of that of the second dorsal vertebra.

Ninth and tenth dorsal vertebra.—In the wild rabbit the neural spine of the ninth vertebra is just perceptibly thicker than that of the eighth; and



Fig. 12.—Atlas Vertebrae, of natural size; inferior surface viewed obliquely. Upper figure, Wild Rabbit. Lower figure, Hare-coloured, large, Lop-eared Rabbit. *a*, supra-median, atlantoid process; *b*, infra-median process.

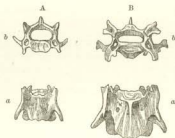


Fig. 13.—Third Cervical Vertebra, of natural size, of—A. Wild Rabbit; B. Hare-coloured, large, Lop-eared Rabbit. *a*, *a*, inferior surface; *b*, *b*, anterior articular surfaces.

the neural spine of the tenth is plainly thicker and shorter than those of all the anterior vertebrae. In the large lop-eared rabbits the neural

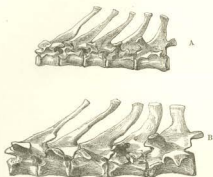


Fig. 14.—Dorsal Vertebrae, from sixth to tenth inclusive, of natural size, viewed laterally. A. Wild Rabbit. B. Large, Hare-coloured, so called Spanish Rabbit.

spines of the tenth, ninth, eighth, and even in a slight degree that of the seventh vertebra, are very much thicker, and of somewhat different shape, in comparison with those of the wild rabbit. So that this part of the vertebral column differs considerably in appearance from the same part in the wild rabbit, and closely resembles in an interesting manner these same vertebrae in some species of hares. In the Angora, Chinchilla, and Himalayan rabbits, the neural spines of the eighth and ninth vertebrae are in a slight degree thicker than in the wild. On the other hand, in one of the feral Porto Santo rabbits, which in most of its characters deviates in an exactly opposite manner to what the large lop-eared rabbits do from the common wild rabbit, the neural spines of the ninth and tenth vertebrae were not at all larger than those of the several anterior vertebrae. In this same Porto Santo specimen there was no trace in the ninth vertebra of the anterior lateral processes (see woodcut 14), which are plainly developed in all British wild rabbits, and still more plainly developed in the large lop-eared rabbits. In a half-wild rabbit from Sandon Park,²⁶ a hæmal spine was moderately well developed on the under side of the twelfth dorsal vertebra, and I have seen this in no other specimen.

Lumbar vertebrae.—I have stated that in two cases there were eight instead of seven lumbar vertebrae. The third lumbar vertebra in one skeleton of a wild British rabbit, and in one of the Porto Santo feral rabbits, had a hæmal spine; whilst in four skeletons of large lop-eared rabbits, and in the Himalayan rabbit, this same vertebra had a well-developed hæmal spine.

Pelvis.—In four wild specimens this bone was almost absolutely identical in shape; but in several domesticated breeds shades of differences

²⁶ These rabbits have run wild for a considerable time in Sandon Park, and in other places in Staffordshire and Shropshire. They originated, as I have been informed by the gamekeeper, from variously-coloured domestic rabbits which had been turned out. They vary

in colour; but many are symmetrically coloured, being white with a streak along the spine, and with the ears and certain marks about the head of a blackish-grey tint. They have rather longer bodies than common rabbits.

could be distinguished. In the large lop-eared rabbits the whole upper part of the ilium is straighter, or less splayed outwards, than in the wild rabbit; and the tuberosity on the inner lip of the anterior and upper part of the ilium is proportionally more prominent.

Sternum.—The posterior end of the posterior sternal bone in the wild rabbit (fig. 15, A) is thin and slightly enlarged; in some of the large lop-eared rabbits (B) it is much more enlarged towards the extremity; whilst in other specimens (C) it keeps nearly of the same breadth from end to end, but is much thicker at the extremity.



Fig. 15.—Terminal bone of Sternum, of natural size. A. Wild Rabbit. B. Hare-coloured, Lop-eared Rabbit. C. Hare-coloured, Spanish Rabbit. (N.B. The left-hand angle of the upper articular extremity of B was broken, and has been accidentally thus represented.)

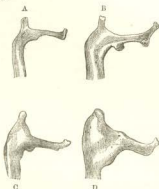


Fig. 16.—Acromion of Scapula, of natural size. A. Wild Rabbit. B, C, D. Large, Lop-eared Rabbits.

Scapula.—The acromion sends out a rectangular bar, ending in an oblique knob, which latter in the wild rabbit (fig. 16, A) varies a little in shape and size, as does the apex of the acromion in sharpness, and the part just below the rectangular bar in breadth. But the variations in these respects in the wild rabbit are very slight; whilst in the large lop-eared rabbits they are considerable. Thus in some specimens (B) the oblique terminal knob is developed into a short bar, forming an obtuse angle with the rectangular bar. In another specimen (C) these two unequal bars form nearly a straight line. The apex of the acromion varies much in breadth and sharpness, as may be seen by comparing figs. B, C, and D.

Limbs.—In these I could detect no variation; but the bones of the feet were too troublesome to compare with much care.

I have now described all the differences in the skeletons which I have observed. It is impossible not to be struck with the high degree of variability or plasticity of many of the bones. We see how erroneous the often-repeated statement is, that only the crests of the bones which give attachment to muscles vary in shape, and that only parts of slight importance

become modified under domestication. No one will say, for instance, that the occipital foramen, or the atlas, or the third cervical vertebra is a part of slight importance. If the several vertebræ of the wild and lop-eared rabbits, of which figures have been given, had been found fossil, palæontologists would have declared without hesitation that they had belonged to distinct species.

The effects of the use and disuse of parts.—In the large lop-eared rabbits the relative proportional lengths of the bones of the same leg, and of the front and hind legs compared with each other, have remained nearly the same as in the wild rabbit; but in weight, the bones of the hind legs apparently have not increased in due proportion with the front legs. The weight of the whole body in the large rabbits examined by me was from twice to twice and a half as great as that of the wild rabbit; and the weight of the bones of the front and hind limbs taken together (excluding the feet, on account of the difficulty of perfectly cleaning so many small bones) has increased in the large lop-eared rabbits in nearly the same proportion; consequently in due proportion to the weight of body which they have to support. If we take the length of the body as the standard of comparison, the limbs of the large rabbits have not increased in length in due proportion by one inch, or by one inch and a half. Again, if we take as the standard of comparison the length of the skull, which, as we have before seen, has not increased in length in due proportion to the length of body, the limbs will be found to be, proportionally with those of the wild rabbit, from half to three-quarters of an inch too short. Hence, whatever standard of comparison be taken, the limb-bones of the large lop-eared rabbits have not increased in length, though they have in weight, in full proportion to the other parts of the frame; and this, I presume, may be accounted for by the inactive life which during many generations they have spent. Nor has the scapula increased in length in due proportion to the increased length of the body.

The capacity of the osseous case of the brain is a more interesting point, to which I was led to attend by finding, as previously stated, that with all domesticated rabbits the length of the skull relatively to its breadth has greatly increased in comparison with that of the wild rabbit. If we had possessed a large number of domesticated rabbits of nearly the same size with the wild rabbit, it would have been a simple task to have measured and compared the capacities of their skulls. But this is not the case; almost all the domestic breeds have larger bodies than wild rabbits, and the lop-eared kinds are more than double their weight. As a small animal has to exert its senses, intellect, and instincts equally with a large animal, we ought not by any means to expect an animal twice or thrice as large as another to have a brain of double or treble the size.²⁷ Now, after weighing

²⁷ See Prof. Owen's remarks on this subject in his paper on the 'Zoological Significance of the Brain, &c., of Man,

&c.,' read before Brit. Association, 1862; with respect to Birds, see 'Proc. Zoolog. Soc.,' Jan. 11th, 1848, p. 8.

the bodies of four wild rabbits, and of four large but not fattened lop-eared rabbits, I find that on an average the wild are to the lop-eared in weight as 1 to 2·17; in average length of body as 1 to 1·41; whilst in capacity of skull (measured as hereafter to be described) they are only as 1 to 1·15. Hence we see that the capacity of the skull, and consequently the size of the brain, has increased but little, relatively to the increased size of the body; and this fact explains the narrowness of the skull relatively to its length in all domestic rabbits.

In the upper half of the following table I have given the measurements of the skulls of ten wild rabbits; and in the lower half of eleven thoroughly domesticated kinds. As these rabbits differ so greatly in size, it is necessary to have some standard by which to compare the capacities of their skulls. I have selected the length of skull as the best standard, for in the larger rabbits it has not, as already stated, increased in length so much as the body; but as the skull, like every other part, varies in length, neither it nor any other part affords a perfect standard.

In the first column of figures the extreme length of the skull is given in inches and decimals. I am aware that these measurements pretend to greater accuracy than is possible; but I have found it the least trouble to record the exact length which the compass gave. The second and third columns give the length and weight of body, whenever these measurements have been made. The fourth column gives the capacity of the skull by the weight of small shot with which the skulls had been filled; but it is not pretended that these weights are accurate within a few grains. In the fifth column the capacity is given which the skull ought to have had by calculation, according to the length of skull, in comparison with that of the wild rabbit No. 1; in the sixth column the difference between the actual and calculated capacities, and in the seventh the percentage of increase or decrease, are given. For instance, as the wild rabbit No. 5 has a shorter and lighter body than the wild rabbit No. 1, we might have expected that its skull would have had less capacity; the actual capacity, as expressed by the weight of shot, is 875 grains, which is 97 grains less than that of the first rabbit. But comparing these two rabbits by the length of their skulls, we see that in No. 1 the skull is 3·15 inches in length, and in No. 5 2·96 inches in length; according to this ratio, the brain of No. 5 ought to have had a capacity of 913 grains of shot, which is above the actual capacity, but only by 38 grains. Or, to put the case in another way (as in column VII), the brain of this small rabbit, No. 5, for every 100 grains of weight is only 4 per cent. too light,—that is, it ought, according to the standard rabbit No. 1, to have been 4 per cent. heavier. I have taken the rabbit No. 1 as the standard of comparison because, of the skulls having a full average length, this has the least capacity; so that it is the least favourable to the result which I wish to show, namely, that the brain in all long-domesticated rabbits has decreased in size, either actually, or relatively to the length of the head and body, in comparison with the brain of the wild rabbit. Had I taken the Irish rabbit, No. 3, as the standard, the following results would have been somewhat more striking.

Turning to the Table: the first four wild rabbits have skulls of the same length, and these differ but little in capacity. The Sandon rabbit

(No. 4) is interesting, as, though now wild, it is known to be descended from a domesticated breed, as is still shown by its peculiar colouring and longer body; nevertheless the skull has recovered its normal length and full capacity. The next three rabbits are wild, but of small size, and they all have skulls with slightly lessened capacities. The three Porto Santo feral rabbits (Nos. 8 to 10) offer a perplexing case; their bodies are greatly reduced in size, as in a lesser degree are their skulls in length and in actual capacity, in comparison with the skulls of wild English rabbits. But when we compare the capacities of the skull in the three Porto Santo rabbits, we observe a surprising difference, which does not stand in any relation to the slight difference in the length of their skulls, nor, as I believe, to any difference in the size of their bodies; but I neglected to weigh separately their bodies. I can hardly suppose that the medullary matter of the brain in these three rabbits, living under similar conditions, can differ as much as is indicated by the proportional difference of capacity in their skulls; nor do I know whether it is possible that one brain may contain considerably more fluid than another. Hence I can throw no light on this case.

Looking to the lower half of the Table, which gives the measurements of domesticated rabbits, we see that in all the capacity of the skull is less, but in very various degrees, than might have been anticipated according to the length of their skulls, relatively to that of the wild rabbit No. 1. In line 22 the average measurements of seven large lop-eared rabbits are given. Now the question arises, has the average capacity of the skull in these seven large rabbits increased as much as might have been expected from their greatly increased size of body. We may endeavour to answer this question in two ways: in the upper half of the Table we have measurements of the skulls of six small wild rabbits (Nos. 5 to 10), and we find that on an average the skulls are in length $\cdot 18$ of an inch shorter, and in capacity 91 grains less, than the average length and capacity of the three first wild rabbits on the list. The seven large lop-eared rabbits, on an average, have skulls 4.11 inches in length, and 1136 grains in capacity; so that these skulls have increased in length more than five times as much as the skulls of the six small wild rabbits have decreased in length; hence we might have expected that the skulls of the large lop-eared rabbits would have increased in capacity five times as much as the skulls of the six small rabbits have decreased in capacity; and this would have given an average increased capacity of 455 grains, whilst the real average increase is only 155 grains. Again, the large lop-eared rabbits have bodies of nearly the same weight and size as the common hare, but their heads are longer; consequently, if the lop-eared rabbits had been wild, it might have been expected that their skulls would have had nearly the same capacity as that of the skull of the hare. But this is far from being the case; for the average capacity of the two hare-skulls (Nos. 23, 24) is so much larger than the average capacity of the seven lop-eared skulls, that the latter would have to be increased 21 per cent. to come up to the standard of the hare.²⁸

²⁸ This standard is apparently considerably too low, for Dr. Crisp ('Proc. Zoolog. Soc.,' 1861, p. 86) gives 210 grains as the actual weight of the

Name of Breed.	I.	II.	III.	IV.	V.	VI.	VII.
WILD AND SEMI-WILD RABBITS.	Length of Skull.	Length of Body from Incisors to Anus.	Weight of whole Body.	Capacity of Skull measured by Small Shot.	Capacity calculated according to Length of Skull relatively to that of No. 1.	Difference between actual and calculated capacities of Skulls.	Showing how much per cent. the Brain, by calculation, according to the length of the Skull, is too light or too heavy, relatively to the Brain of the Wild Rabbit No. 1.
1. Wild rabbit, Kent	inches. 3·15	inches. 17·4	lbs. ozs. 3 5	grains. 972	grains. ..	grains. ..	
2. ,, Shetland Islands	3·15	979	} [2 per cent. too heavy in comparison with No. 1.]
3. ,, Ireland	3·15	992	
4. Domestic rabbit, run wild, Sandon	3·15	18·5	..	977	
5. Wild, common variety, small specimen, Kent ..	2·96	17·0	2 14	875	913	38	4 per cent. too light.
6. Wild, fawn-coloured variety, Scotland	3·1	918	950	32	3 ,, ,,
7. Silver-grey, small specimen, Thetford warren ..	2·95	15·5	2 11	938	910	28	3 ,, too heavy.
8. Feral rabbit, Porto Santo	2 83	893	873	20	2 ,, ,,
9. ,, ,,	2 85	756	879	123	16 ,, too light.
10. ,, ,,	2·95	835	910	75	9 ,, ,,
Average of the three Porto Santo rabbits ..	2·88	828	888	60	7 ,, ,,
DOMESTIC RABBITS.							
11. Himalayan	3·5	20·5	..	963	1080	117	12 ,, ,,
12. Moscow	3·25	17·0	3 8	803	1002	199	24 ,, ,,
13. Angora	3·5	19·5	3 1	697	1080	383	54 ,, ,,
14. Chinchilla	3·65	22·0	..	995	1126	131	13 ,, ,,
15. Large lop-eared	4·1	24·5	7 0	1065	1265	200	18 ,, ,,
16. ,, ,,	4·1	25·0	7 13	1133	1265	112	9 ,, ,,
17. ,, ,,	4·07	1037	1253	218	21 ,, ,,
18. ,, ,,	4·1	25·0	7 4	1208	1265	57	4 ,, ,,
19. ,, ,,	4·3	1232	1326	94	7 ,, ,,
20. ,, ,,	4·25	1124	1311	187	16 ,, ,,
21. Large hare-coloured	3·86	24·0	6 14	1131	1191	60	5 ,, ,,
22. Average of above seven large lop-eared rabbits	4·11	24·62	7 4	1136	1268	132	11 ,, ,,
23. Hare (<i>L. timidus</i>) English specimen	3·61	..	7 0	1315
24. ,, ,, German specimen	3·82	..	7 0	1455

I have previously remarked that, if we had possessed many domestic rabbits of the same average size with the wild rabbit, it would have been easy to compare the capacity of their skulls. Now the Himalayan, Moscow, and Angora rabbits (Nos. 11, 12, 13 of Table) are only a little larger in body, and have skulls only a little longer, than the wild animal, and we see that the actual capacity of their skulls is less than in the wild animal, and considerably less by calculation (column 7), according to the difference in the length of their skulls. The narrowness of the brain-case in these three rabbits could be plainly seen and proved by external measurement. The Chinchilla rabbit (No. 14) is a considerably larger animal than the wild rabbit, yet the capacity of its skull only slightly exceeds that of the wild rabbit. The Angora rabbit, No. 13, offers the most remarkable case; this animal in its pure white colour and length of silky fur bears the stamp of long domesticity. It has a considerably longer head and body than the wild rabbit, but the actual capacity of its skull is less than that of even the little wild Porto Santo rabbits. By the standard of the length of skull the capacity (see column 7) is only half of what it ought to have been! I kept this individual animal alive, and it was not unhealthy nor idiotic. This case of the Angora rabbit so much surprised me, that I repeated all the measurements and found them correct. I have also compared the capacity of the skull of the Angora with that of the wild rabbit by other standards, namely, by the length and weight of the body, and by the weight of the limb-bones; but by all these standards the brain appears to be much too small, though in a less degree when the standard of the limb-bones was used; and this latter circumstance may probably be accounted for by the limbs of this anciently domesticated breed having become much reduced in weight, from its long-continued inactive life. Hence I infer that in the Angora breed, which is said to differ from other breeds in being quieter and more social, the capacity of the skull has really undergone a remarkable amount of reduction.

From the several facts above given,—namely, firstly, that the actual capacity of the skull in the Himalayan, Moscow, and Angora breeds, is less than in the wild rabbit, though they are in all their dimensions rather larger animals; secondly, that the capacity of the skull of the large lop-eared rabbits has not been increased in nearly the same ratio as the capacity of the skull of the smaller wild rabbits has been decreased; and thirdly, that the capacity of the skull in these same large lop-eared rabbits is very inferior to that of the hare, an animal of nearly the same

brain of a hare which weighed 7 lbs., and 125 grains as the weight of the brain of a rabbit which weighed 3 lbs. 5 oz., that is, the same weight as the rabbit No. 1 in my list. Now the contents of the skull of rabbit No. 1 in shot

is in my table 972 grains; and according to Dr. Crisp's ratio of 125 to 210, the skull of the hare ought to have contained 1632 grains of shot, instead of only (in the largest hare in my table) 1455 grains.

size,—I conclude, notwithstanding the remarkable differences in capacity in the skulls of the small P. Santo rabbits, and likewise in the large lop-eared kinds, that in all long-domesticated rabbits the brain has either by no means increased in due proportion with the increased length of the head and increased size of the body, or that it has actually decreased in size, relatively to what would have occurred had these animals lived in a state of nature. When we remember that rabbits, from having been domesticated and closely confined during many generations, cannot have exerted their intellect, instincts, senses, and voluntary movements, either in escaping from various dangers or in searching for food, we may conclude that their brains will have been feebly exercised, and consequently have suffered in development. We thus see that the most important and complicated organ in the whole organization is subject to the law of decrease in size from disuse.

Finally, let us sum up the more important modifications which domestic rabbits have undergone, together with their causes as far as we can obscurely see them. By the supply of abundant and nutritious food, together with little exercise, and by the continued selection of the heaviest individuals, the weight of the larger breeds has been more than doubled. The bones of the limbs have increased in weight (but the hind legs less than the front legs), in due proportion with the increased weight of body; but in length they have not increased in due proportion, and this may have been caused by the want of proper exercise. With the increased size of the body the third cervical vertebra has assumed characters proper to the fourth cervical; and the eighth and ninth dorsal vertebræ have similarly assumed characters proper to the tenth and posterior vertebræ. The skull in the larger breeds has increased in length, but not in due proportion with the increased length of body; the brain has not duly increased in dimensions, or has even actually decreased, and consequently the bony case for the brain has remained narrow, and by correlation has affected the bones of the face and the entire length of the skull. The skull has thus acquired its characteristic narrowness. From unknown causes the supra-orbital processes of the frontal bones and the free end of the malar bones have increased in breadth; and in the larger breeds

the occipital foramen is generally much less deeply notched than in wild rabbits. Certain parts of the scapula and the terminal sternal bones have become highly variable in shape. The ears have been increased enormously in length and breadth through continued selection; their weight, conjoined probably with the disuse of their muscles, has caused them to lop downwards; and this has affected the position and form of the bony auditory meatus; and this again, by correlation, the position in a slight degree of almost every bone in the upper part of the skull, and even the position of the condyles of the lower jaw.

CHAPTER V.

DOMESTIC PIGEONS.

ENUMERATION AND DESCRIPTION OF THE SEVERAL BREEDS — INDIVIDUAL VARIABILITY — VARIATIONS OF A REMARKABLE NATURE — OSTEOLOGICAL CHARACTERS: SKULL, LOWER JAW, NUMBER OF VERTEBRÆ — CORRELATION OF GROWTH: TONGUE WITH BEAK; EYELIDS AND NOSTRILS WITH WATTLED SKIN — NUMBER OF WING-FEATHERS, AND LENGTH OF WING — COLOUR AND DOWN — WEBBED AND FEATHERED FEET — ON THE EFFECTS OF DISUSE — LENGTH OF FEET IN CORRELATION WITH LENGTH OF BEAK — LENGTH OF STERNUM, SCAPULA, AND FURCULA — LENGTH OF WINGS — SUMMARY ON THE POINTS OF DIFFERENCE IN THE SEVERAL BREEDS.

I HAVE been led to study domestic pigeons with particular care, because the evidence that all the domestic races have descended from one known source is far clearer than with any other anciently domesticated animal. Secondly, because many treatises in several languages, some of them old, have been written on the pigeon, so that we are enabled to trace the history of several breeds. And lastly, because, from causes which we can partly understand, the amount of variation has been extraordinarily great. The details will often be tediously minute; but no one who really wants to understand the progress of change in domestic animals will regret this; and no one who has kept pigeons and has marked the great difference between the breeds and the trueness with which most of them propagate their kind, will think this care superfluous. Notwithstanding the clear evidence that all the breeds are the descendants of a single species, I could not persuade myself until some years had passed that the whole amount of difference between them had arisen since man first domesticated the wild rock-pigeon.

I have kept alive all the most distinct breeds, which I could procure in England or from the Continent; and have prepared skeletons of all. I have received skins from Persia, and a large number from India and other quarters of the

world.¹ Since my admission into two of the London pigeon-clubs, I have received the kindest assistance from many of the most eminent amateurs.²

The races of the Pigeon which can be distinguished, and which breed true, are very numerous. MM. Boitard and Corbié³ describe in detail 122 kinds; and I could add several European kinds not known to them. In India, judging from the skins sent me, there are many breeds unknown here; and Sir W. Elliot informs me that a collection imported by an Indian merchant into Madras from Cairo and Constantinople included several kinds unknown in India. I have no doubt that there exist considerably above 150 kinds which breed true and have been separately named. But of these the far greater number differ from each other only in unimportant characters. Such differences will be here entirely passed over, and I shall confine myself to the more important points of structure. That many important differences exist we shall presently see. I have looked through the magnificent collection of the Columbidae in the British Museum, and, with the exception of a few forms (such as the *Didunculus*, *Calenas*, *Goura*, &c.), I do not hesitate to

¹ The Hon. C. Murray has sent me some very valuable specimens from Persia; and H.M. Consul, Mr. Keith Abbott, has given me information on the pigeons of the same country. I am deeply indebted to Sir Walter Elliot for an immense collection of skins from Madras, with much information regarding them. Mr. Blyth has freely communicated to me his stores of knowledge on this and all other related subjects. The Rajah Sir James Brooke sent me specimens from Borneo, as has H.M. Consul, Mr. Swinhoe, from Amoy in China, and Dr. Daniell from the west coast of Africa.

² Mr. B. P. Brent, well known for his various contributions to poultry literature, has aided me in every way during several years; so has Mr. Tegetmeier, with unwearied kindness. This latter gentleman, who is well known for his works on poultry, and who has largely bred pigeons, has looked over this and the following chapters. Mr. Bult for-

merly showed me his unrivalled collection of Pouters, and gave me specimens. I had access to Mr. Wicking's collection, which contained a greater assortment of many kinds than could anywhere else be seen; and he has always aided me with specimens and information given in the freest manner. Mr. Haynes and Mr. Corker have given me specimens of their magnificent Carriers. To Mr. Harrison Weir I am likewise indebted. Nor must I by any means pass over the assistance received from Mr. J. M. Eaton, Mr. Baker, Mr. Evans, and Mr. J. Baily, jun., of Mount-street—to the latter gentleman I have been indebted for some valuable specimens. To all these gentlemen I beg permission to return my sincere and cordial thanks.

³ 'Les Pigeons de Volière et de Colombier,' Paris, 1824. During forty-five years the sole occupation of M. Corbié was the care of the pigeons belonging to the Duchess of Berry.

affirm that some domestic races of the rock-pigeon differ fully as much from each other in external characters as do the most distinct natural genera. We may look in vain through the 288 known species⁴ for a beak so small and conical as that of the short-faced tumbler; for one so broad and short as that of the barb; for one so long, straight, and narrow, with its enormous wattles, as that of the English carrier; for an expanded upraised tail like that of the fantail; or for an oesophagus like that of the pouter. I do not for a moment pretend that the domestic races differ from each other in their whole organisation as much as the more distinct natural genera. I refer only to external characters, on which, however, it must be confessed that most genera of birds have been founded. When, in a future chapter, we discuss the principle of selection as followed by man, we shall clearly see why the differences between the domestic races are almost always confined to external, or at least to externally visible, characters.

Owing to the amount and gradations of difference between the several breeds, I have found it indispensable in the following classification to rank them under Groups, Races, and Sub-races; to which varieties and sub-varieties, all strictly inheriting their proper characters, must often be added. Even with the individuals of the same sub-variety, when long kept by different fanciers, different strains can sometimes be recognised. There can be no doubt that, if well-characterized forms of the several Races had been found wild, all would have been ranked as distinct species, and several of them would certainly have been placed by ornithologists in distinct genera. A good classification of the various domestic breeds is extremely difficult, owing to the manner in which many of the forms graduate into each other; but it is curious how exactly the same difficulties are encountered, and the same rules have to be followed, as in the classification of any natural but difficult group of organic beings. An "artificial classification" might be followed which would present fewer difficulties than a "natural classification;" but then it would interrupt many plain affinities. Extreme forms can readily be defined; but intermediate and troublesome forms

⁴ 'Coup d'Œil sur l'Ordre des Pigeons,' par Prince C. L. Bonaparte, Paris, 1855.

This author makes 288 species, ranked under 85 genera.

often destroy our definitions. Forms which may be called "aberrant" must sometimes be included within groups to which they do not accurately belong. Characters of all kinds must be used; but as with birds in a state of nature, those afforded by the beak are the best and most readily appreciated. It is not possible to weigh the importance of all the characters which have to be used so as to make the groups and sub-groups of equal value. Lastly, a group may contain only one race, and another and less distinctly defined group may contain several races and sub-races, and in this case it is difficult, as in the classification of natural species, to avoid placing too high a value on characters which are common to a large number of forms.

In my measurements I have never trusted to the eye; and when speaking of a part being large or small, I always refer to the wild rock-pigeon (*Columba livia*) as the standard of comparison. The measurements are given in decimals of an inch.⁵

I will now give a brief description of all the principal breeds. The following diagram may aid the reader in learning their names and seeing their affinities. The rock-pigeon, or *Columba livia* (including under this name two or three closely-allied sub-species or geographical races, hereafter to be described), may be confidently viewed, as we shall see in the next chapter, as the common parent-form. The names in italics on the right-hand side of the table show us the most distinct breeds, or those which have undergone the greatest amount of modification. The lengths of the dotted lines rudely represent the degree of distinctness of each breed from the parent-stock, and the names

⁵ As I so often refer to the size of the *C. livia*, or rock-pigeon, it may be convenient to give the mean between the measurements of two wild birds, kindly sent me by Dr. Edmondstone from the Shetland Islands:—

	Inches.
Length from feathered base of beak to end of tail	14·25
" " " " to oil-gland	9·5
" from tip of beak to end of tail	15·02
" of tail-feathers	4·62
" from tip to tip of wing	26·75
" of folded wing	9·25
Beak.—Length from tip of beak to feathered base	·77
" Thickness, measured vertically at further end of nostrils	·23
" Breadth, measured at same place	·16
Feet.—Length from end of middle toe (without claw) to distal end of tibia	2·77
" Length from end of middle toe to end of hind toe (without claws)	2·02
Weight 14½ ounces.	



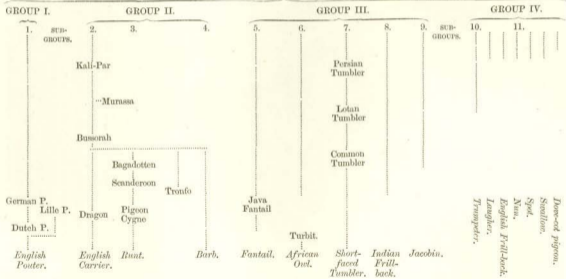
Fig. 17.—The Rock-pigeon, or *Columba livia*.⁶ The parent-form of all domesticated Pigeons.

placed under each other in the columns show the more or less closely connecting links. The distances of the dotted lines from each other approximately represent the amount of difference between the several breeds.

⁶ This drawing was made from a dead bird. The six following figures were drawn with great care by Mr. Luke Wells from living birds selected by

Mr. Tegetmeier. It may be confidently asserted that the characters of the six breeds which have been figured are not in the least exaggerated.

COLUMBA LIVIA OR ROCK-PIGEON.



GROUP I.

This group includes a single race, that of the Pouters. If the most strongly marked sub-race be taken, namely, the Improved English Pouter, this is perhaps the most distinct of all domesticated pigeons.



Fig. 18.—English Pouter.

RACE I.—POUTER PIGEONS. (Kropf-tauben, German. Grosses-gorges, or boulangers, French.)

Esophagus of great size, barely separated from the crop, often inflated. Body and legs elongated. Beak of moderate dimensions.

Sub-race I.—The improved English Pouter, when its crop is fully inflated, presents a truly astonishing appearance. The habit of slightly inflating the crop is common to all domestic pigeons, but is carried to an extreme in the Pouter. The crop does not differ, except in size, from that of other pigeons; but is less plainly separated by an oblique construction from the œsophagus. The diameter of the upper part of the œsophagus is immense, even close up to the head. The beak in one bird which I possessed was almost completely buried when the œsophagus was fully expanded. The males, especially when excited, pout more than the females, and they glory in exercising this power. If a bird will not, to use the technical expression, "play," the fancier, as I have witnessed, by taking the beak into his mouth, blows him up like a balloon; and the bird, then puffed up with wind and pride, struts about, retaining his magnificent size as long as he can. Pouters often take flight with their crops inflated; and after one of my birds had swallowed a good meal of peas and water, as he flew up in order to disgorge them and thus feed his nearly fledged young, I have heard the peas rattling in his inflated crop as if in a bladder. When flying, they often strike the backs of their wings together, and thus make a clapping noise.

Pouters stand remarkably upright, and their bodies are thin and elongated. In connexion with this form of body, the ribs are generally broader and the vertebrae more numerous than in other breeds. From their manner of standing their legs appear longer than they really are, though, in proportion with those of *C. livia*, the legs and feet are actually longer. The wings appear much elongated, but by measurement, in relation to the length of body, this is not the case. The beak likewise appears longer, but it is in fact a little shorter (about $\frac{1}{3}$ of an inch), proportionally with the size of the body, and relatively to the beak of the rock-pigeon. The Pouter, though not bulky, is a large bird; I measured one which was 34½ inches from tip to tip of wing, and 19 inches from tip of beak to end of tail. In a wild rock-pigeon from the Shetland Islands the same measurements gave only 28½ and 14½. There are many sub-varieties of the Pouter of different colours, but these I pass over.

Sub-race II. Dutch Pouter.—This seems to be the parent-form of our improved English Pouters. I kept a pair, but I suspect that they were not pure birds. They are smaller than English pouters, and less well developed in all their characters. Neumeister⁷ says that the wings are crossed over the tail, and do not reach to its extremity.

Sub-race III. The Lille Pouter.—I know this breed only from description.⁸ It approaches in general form the Dutch Pouter, but the inflated œsophagus assumes a spherical form, as if the pigeon had swallowed a large orange, which had stuck close under the beak. This inflated ball is represented as rising to a level with the crown of the head. The middle toe alone is feathered. A variety of this sub-race, called the claquant, is described by MM. Boitard and Corbié; it pouts but little, and is characterised

⁷ 'Das Ganze der Taubenzucht:' Weimar, 1837, pl. 11 and 12.

⁸ Boitard and Corbié, 'Les Pigeons,' &c., p. 177, pl. 6.

by the habit of violently hitting its wings together over its back,—a habit which the English Pouter has in a slight degree.

Sub-race IV. Common German Pouter.—I know this bird only from the figures and description given by the accurate Neumeister, one of the few writers on pigeons who, as I have found, may be always trusted. This sub-race seems considerably different. The upper part of the œsophagus is much less distended. The bird stands less upright. The feet are not feathered, and the legs and beak are shorter. In these respects there is an approach in form to the common rock-pigeon. The tail-feathers are very long, yet the tips of the closed wings extend beyond the end of the tail; and the length of the wings, from tip to tip, and of the body, is greater than in the English Pouter.

GROUP II.

This group includes three Races, namely, Carriers, Runts, and Barbs, which are manifestly allied to each other. Indeed, certain carriers and runts pass into each other by such insensible gradations that an arbitrary line has to be drawn between them. Carriers also graduate through foreign breeds into the rock-pigeon. Yet, if well-characterised Carriers and Barbs (see figs. 19 and 20) had existed as wild species, no ornithologist would have placed them in the same genus with each other or with the rock-pigeon. This group may, as a general rule, be recognised by the beak being long, with the skin over the nostrils swollen and often carunculated or wattled, and with that round the eyes bare and likewise carunculated. The mouth is very wide, and the feet are large. Nevertheless the Barb, which must be classed in this same group, has a very short beak, and some runts have very little bare skin round their eyes.

RACE II.—CARRIERS. (Türkische Taube : Pigeons Turcs : Dragons.)

Beak elongated, narrow, pointed; eyes surrounded by much naked, generally carunculated skin; neck and body elongated.

Sub-race I. The English Carrier.—This is a fine bird, of large size, close feathered, generally dark-coloured, with an elongated neck. The beak is attenuated and of wonderful length: in one specimen it was 1·4 inch in length from the feathered base to the tip; therefore nearly twice as long as that of the rock-pigeon, which measured only ·77. Whenever I compare proportionally any part in the carrier and rock-pigeon, I take the length of the body from the base of the beak to the end of the tail as the standard of comparison; and according to this standard, the beak in one

Carrier was nearly half an inch longer than in the rock-pigeon. The upper mandible is often slightly arched. The tongue is very long. The development of the carunculated skin or wattle round the eyes, over the nostrils, and on the lower mandible, is prodigious. The eyelids, measured longitudinally, were in some specimens exactly twice as long as in the




Fig. 19.—English Carrier.

rock-pigeon. The external orifice or furrow of the nostrils was also twice as long. The open mouth in its widest part was in one case $\cdot75$ of an inch in width, whereas in the rock-pigeon it is only about $\cdot4$ of an inch. This great width of mouth is shown in the skeleton by the reflexed edges of the ramus of the lower jaw. The head is flat on the summit and narrow between the orbits. The feet are large and coarse; the length, as men-

sured from end of hind toe to end of middle toe (without the claws), was in two specimens 2·6 inches; and this, proportionally with the rock-pigeon, is an excess of nearly a quarter of an inch. One very fine Carrier measured 31½ inches from tip to tip of wing. Birds of this sub-race are too valuable to be flown as carriers.

Sub-race II. Dragons; Persian Carriers.—The English Dragon differs from the improved English Carrier in being smaller in all its dimensions, and in having less wattle round the eyes and over the nostrils, and none on the lower mandible. Sir W. Elliot sent me from Madras a Bagdad Carrier (sometimes called *khandési*), the name of which shows its Persian origin; it would be considered here a very poor Dragon; the body was of the size of the rock-pigeon, with the beak a little longer, namely, 1 inch from the tip to the feathered base. The skin round the eyes was only slightly wattled, whilst that over the nostrils was fairly wattled. The Hon. C. Murray, also, sent me two Carriers direct from Persia; these had nearly the same character as the Madras bird, being about as large as the rock-pigeon, but the beak in one specimen was as much as 1·15 in length; the skin over the nostrils was only moderately, and that round the eyes scarcely at all wattled.

Sub-race III. Bagadotten-Tauben of Neumeister (Pavdotten or Hocker-Tauben).—I owe to the kindness of Mr. Baily, jun., a dead specimen of this singular breed imported from Germany. It is certainly allied to the Runts; nevertheless, from its close affinity with Carriers, it will be convenient here to describe it. The beak is long, and is hooked or bowed downwards in a highly remarkable manner, as will be seen in the woodcut to be hereafter given when I treat of the skeleton. The eyes are surrounded by a wide space of bright red skin, which, as well as that over the nostrils, is moderately wattled. The breast-bone is remarkably protuberant, being abruptly bowed outwards. The feet and tarsi are of great length, larger than in first-rate English Carriers. The whole bird is of large size, but in proportion to the size of the body the feathers of the wing and tail are short; a wild rock-pigeon, of considerably less size, had tail-feathers 4·6 inches in length, whereas in the large Bagadotten these feathers were scarcely over 4·1 inches in length. Riedel⁹ remarks that it is a very silent bird.

Sub-race IV. Bussorah Carrier.—Two specimens were sent me by Sir W. Elliot from Madras, one in spirits and the other skinned. The name shows its Persian origin. It is much valued in India, and is considered as a distinct breed from the Bagdad Carrier, which forms my second sub-race. At first I suspected that these two sub-races might have been recently formed by crosses with other breeds, though the estimation in which they are held renders this improbable; but in a Persian treatise,¹⁰ believed to have been written about 100 years ago, the Bagdad and Bussorah breeds are described as distinct. The Bussorah Carrier is of about the same size with the wild rock-pigeon. The shape of the beak, with some little carunculated skin over the nostrils,—the much elongated eyelids,—the

⁹ 'Die Taubenzucht,' Ulm, 1824, s. 42.

¹⁰ This treatise was written by Sayzid

Mohammed Musari, who died in 1770: I owe to the great kindness of Sir W. Elliot a translation of this curious treatise.

broad mouth measured internally,—the narrow head,—the feet proportionally a little longer than in the rock-pigeon,—and the general appearance, all show that this bird is an undoubted Carrier; yet in one specimen the beak was of exactly the same length as in the rock-pigeon. In the other specimen the beak (as well as the opening of the nostrils) was only a very little longer, viz. by $\cdot 08$ of an inch. Although there was a considerable space of bare and slightly carunculated skin round the eyes, that over the nostrils was only in a slight degree rugose. Sir W. Elliot informs me that in the living bird the eye seems remarkably large and prominent, and the same fact is noticed in the Persian treatise; but the bony orbit is barely larger than that in the rock-pigeon.

Amongst the several breeds sent to me from Madras by Sir W. Elliot there is a pair of the *Kala Par*, black birds with the beak slightly elongated, with the skin over the nostrils rather full, and with a little naked skin round the eyes. This breed seems more closely allied to the Carrier than to any other breed, being nearly intermediate between the Bussorah Carrier and the rock-pigeon.

The names applied in different parts of Europe and in India to the several kinds of Carriers all point to Persia or the surrounding countries as the source of this Race. And it deserves especial notice that, even if we neglect the *Kala Par* as of doubtful origin, we get a series broken by very small steps, from the rock-pigeon, through the Bussorah, which sometimes has a beak not at all longer than that of the rock-pigeon and with the naked skin round the eyes and over the nostrils very slightly swollen and carunculated, through the Bagdad sub-race and Dragons, to our improved English Carriers, which present so marvellous a difference from the rock-pigeon or *Columba livia*.

RACE III.—RUNTS. (Scanderoon: Die Florentiner-Taube and Hinkel-Taube of Neumeister: Pigeon Bagadais, Pigeon Romain.)

Beak long, massive; body of great size.

Inextricable confusion reigns in the classification, affinities, and naming of Runts. Several characters which are generally pretty constant in other pigeons, such as the length of the wings, tail, legs, and neck, and the amount of naked skin round the eyes, are excessively variable in Runts. When the naked skin over the nostrils and round the eyes is considerably developed and wattled, and when the size of body is not very great, Runts graduate in so insensible a manner into Carriers, that the distinction is quite arbitrary. This fact is likewise shown by the names given to them in different parts of Europe. Nevertheless, taking the most distinct forms, at least five sub-races (some of them including well-marked varieties) can be distinguished, which differ in such important points of structure, that they would be considered as good species in a state of nature.

Sub-race I. Scanderoon of English writers (Die Florentiner and Hinkel-Taube of Neumeister).—Birds of this sub-race, of which I kept one alive

*J. 5/2/84. A runt received at the Museum today from Mr. F. ... 39 3/4 in ...
from ... joint to end of longest primary 16 1/2 in.*

and have since seen two others, differ from the Bagadotten of Neumeister only in not having the beak nearly so much curved downwards, and in the naked skin round the eyes and over the nostrils being hardly at all wattled. Nevertheless I have felt myself compelled to place the Bagadotten in Race II., or that of the Carriers, and the present bird in Race III., or that of the Runts. The Scanderoon has a very short, narrow, and elevated tail; wings extremely short, so that the first primary feathers were not longer than those of a small tumbler pigeon! Neck long, much bowed; breast-bone prominent. Beak long, being 1.15 inch from tip to feathered base; vertically thick; slightly curved downwards. The skin over the nostrils swollen, not wattled; naked skin round the eyes, broad, slightly carunculated. Legs long; feet very large. Skin of neck bright red, often showing a naked medial line, with a naked red patch at the distant end of the radius of the wing. My bird, as measured from the base of the beak to the root of the tail, was fully 2 inches longer than the rock-pigeon; yet the tail itself was only 4 inches in length, whereas in the rock-pigeon, which is a much smaller bird, the tail is $4\frac{1}{2}$ inches in length.

The Hinkel or Florentiner-Taube of Neumeister (Table XIII., fig. 1) agrees with the above description in all the specified characters (for the beak is not mentioned), except that Neumeister expressly says that the neck is short, whereas in my Scanderoon it was remarkably long and bowed; so that the Hinkel forms a well-marked variety.

Sub-race II. Pigeon Cygne and Pigeon Bagadais of Boitard and Corbié (Scanderoon of French writers).—I kept two of these birds alive, imported from France. They differed from the first sub-race or true Scanderoon in the much greater length of the wing and tail, in the beak not being so long, and in the skin about the head being more carunculated. The skin of the neck is red; but the naked patches on the wings are absent. One of my birds measured 38 $\frac{1}{2}$ inches from tip to tip of wing. By taking the length of the body as the standard of comparison, the two wings were no less than 5 inches longer than those of the rock-pigeon! The tail was 6 $\frac{1}{2}$ inches in length, and therefore 2 $\frac{1}{2}$ inches longer than that of the Scanderoon,—a bird of nearly the same size. The beak is longer, thicker, and broader than in the rock-pigeon, proportionally with the size of body. The eyelids, nostrils, and internal gape of mouth are all proportionally very large, as in Carriers. The foot, from the end of the middle to end of hind toe, was actually 2.85 inches in length, which is an excess of .32 of an inch over the foot of the rock-pigeon, relatively to the size of the two birds.

Sub-race III. Spanish and Roman Runts.—I am not sure that I am right in placing these Runts in a distinct sub-race; yet, if we take well-characterized birds, there can be no doubt of the propriety of the separation. They are heavy, massive birds, with shorter necks, legs, and beaks than in the foregoing races. The skin over the nostrils is swollen, but not carunculated; the naked skin round the eyes is not very wide, and only slightly carunculated; and I have seen a fine so-called Spanish Runt with hardly any naked skin round the eyes. Of the two varieties to be seen in England, one, which is the rarer, has very long wings and tail,

and agrees pretty closely with the last sub-race; the other, with shorter wings and tail, is apparently the *Pigeon Romain ordinaire* of Boitard and Corbié. These Runts are apt to tremble like Fantails. They are bad flyers. A few years ago Mr. Gulliver¹¹ exhibited a Runt which weighed 1 lb. 14 oz.; and, as I am informed by Mr. Tegetmeier, two Runts from the south of France were lately exhibited at the Crystal Palace, each of which weighed 2 lbs. 2½ oz. A very fine rock-pigeon from the Shetland Islands weighed only 14½ oz.

Sub-race IV. Tronfo of Aldrovandi (Leghorn Runt?).—In Aldrovandi's work published in 1600 there is a coarse woodcut of a great Italian pigeon, with an elevated tail, short legs, massive body, and with the beak short and thick. I had imagined that this latter character, so abnormal in the group, was merely a false representation from bad drawing; but Moore, in his work published in 1735, says that he possessed a Leghorn Runt of which "the beak was very short for so large a bird." In other respects Moore's bird resembled the first sub-race or Scanderoon, for it had a long bowed neck, long legs, short beak, and elevated tail, and not much wattle about the head. So that Aldrovandi's and Moore's birds must have formed distinct varieties, both of which seem to be now extinct in Europe. Sir W. Elliot, however, informs me that he has seen in Madras a short-beaked Runt imported from Cairo.

Sub-race V. Murrassa (adorned Pigeon) of Madras.—Skins of these handsome chequered birds were sent me from Madras by Sir W. Elliot. They are rather larger than the largest rock-pigeon, with longer and more massive beaks. The skin over the nostrils is rather full and very slightly carunculated, and they have some naked skin round the eyes: feet large. This breed is intermediate between the rock-pigeon and a very poor variety of Runt or Carrier.

From these several descriptions we see that with Runts, as with Carriers, we have a fine gradation from the rock-pigeon (with the Tronfo diverging as a distinct branch) to our largest and most massive Runts. But the chain of affinities, and many points of resemblance, with longer Runts and Carriers, make me believe that these two races have not descended by independent lines from the rock-pigeon, but from some common parent, as represented in the Table, which had already acquired a moderately long beak, with slightly swollen skin over the nostrils, and with some slightly carunculated naked skin round the eyes.

RACE IV.—BARBS. (Indische-Taube: Pigeons Pofonais.)

Beak short, broad, deep; naked skin round the eyes, broad and carunculated; skin over nostrils slightly swollen.

Misled by the extraordinary shortness and form of the beak, I did not at first perceive the near affinity of this Race to that of Carriers until the fact was pointed out to me by Mr. Brent. Subsequently, after examining

¹¹ 'Poultry Chronicle,' vol. ii. p. 573.

the Bussorah Carrier, I saw that no very great amount of modification would be requisite to convert it into a Barb. This view of the affinity of Barbs to Carriers is supported by the analogical difference between the short and long-beaked Runts; and still more strongly by the fact, that young Barbs and Dragons, within 24 hours after being hatched, resemble each




Fig. 20.—English Barb.

other much more closely than do young pigeons of other and equally distinct breeds. At this early age, the length of beak, the swollen skin over the rather open nostrils, the gape of the mouth, and the size of the feet, are the same in both; although these parts afterwards become widely different. We thus see that embryology (as the comparison of very young animals

may perhaps be called) comes into play in the classification of domestic varieties, as with species in a state of nature.

Fanciers, with some truth, compare the head and beak of the Barb to that of a bullfinch. The Barb, if found in a state of nature, would certainly have been placed in a new genus formed for its reception. The body is a little larger than that of the rock-pigeon, but the beak is more than $\frac{2}{3}$ of an inch shorter; although shorter, it is both vertically and horizontally thicker. From the outward flexure of the rami of the lower jaw, the mouth internally is very broad, in the proportion of $\frac{5}{6}$ to $\frac{4}{4}$ to that of the rock-pigeon. The whole head is broad. The skin over the nostrils is swollen, but not carunculated, except slightly in first-rate birds when old; whilst the naked skin round the eye is broad and much carunculated. It is sometimes so much developed, that a bird belonging to Mr. Harrison Weir could hardly see to pick up food from the ground. The eyelids in one specimen were nearly twice as long as those of the rock-pigeon. The feet are coarse and strong, but proportionally rather shorter than in the rock-pigeon. The plumage is generally dark and uniform. Barbs, in short, may be called short-beaked Carriers, bearing the same relation to Carriers that the Tronfo of Aldrovandi does to the common Runt.

GROUP III.

This group is artificial, and includes a heterogeneous collection of distinct forms. It may be defined by the beak, in well-characterised specimens of the several races, being shorter than in the rock-pigeon, and by the skin round the eyes not being much developed.

RACE V.—FANTAILS.

Sub-race I. European Fantails (Pfauen-Taube; Trembleurs). Tail expanded, directed upwards, formed of many feathers; oil-gland aborted; body and beak rather short.

The normal number of tail-feathers in the genus *Columba* is 12; but Fantails have from only 12 (as has been asserted) up to, according to MM. Boitard and Corbié, 42. I have counted in one of my own birds 33, and at Calcutta Mr. Blyth¹² has counted in an *imperfect* tail 34 feathers. In Madras, as I am informed by Sir W. Elliot, 32 is the standard number; but in England number is much less valued than the position and expansion of the tail. The feathers are arranged in an irregular double row; their permanent expansion, like a fan, and their upward direction, are more remarkable characters than their increased number. The tail is capable of the same movements as in other pigeons, and can be depressed so as to sweep the ground. It arises from a more expanded basis than in

¹² 'Annals and Mag. of Nat. History,' vol. xix, 1847, p. 105.

other pigeons; and in three skeletons there were one or two extra coccygeal vertebrae. I have examined many specimens of various colours

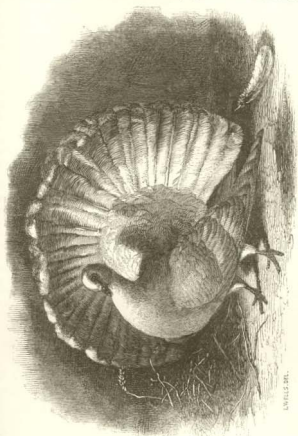


Fig. 21.—English Fantail.

from different countries, and there was no trace of the oil-gland; this is a curious case of abortion.¹² The neck is thin and bowed back-

¹² This gland occurs in most birds; but Nitzsch (in his 'Pterylographie,' 1840, p. 55) states that it is absent in two species of *Columba*, in several species of *Psittacus*, in some species of *Otis*, and in most or all birds of the

Ostrich family. It can hardly be an accidental coincidence that the two species of *Columba*, which are destitute of an oil-gland, have an unusual number of tail-feathers, namely 16, and in this respect resemble Fantails.

wards. The breast is broad and protuberant. The feet are small. The carriage of the bird is very different from that of other pigeons; in good birds the head touches the tail-feathers, which consequently often become crumpled. They habitually tremble much; and their necks have an extraordinary, apparently convulsive, backward and forward movement. Good birds walk in a singular manner, as if their small feet were stiff. Owing to their large tails, they fly badly on a windy day. The dark-coloured varieties are generally larger than white Fantails.

Although between the best and common Fantails, now existing in England, there is a vast difference in the position and size of the tail, in the carriage of the head and neck, in the convulsive movements of the neck, in the manner of walking, and in the breadth of the breast, the differences so graduate away, that it is impossible to make more than one sub-race. Moore, however, an excellent old authority,¹⁴ says, that in 1735 there were two sorts of broad-tailed shakers (*i. e.* fantails), "one having a neck much longer and more slender than the other;" and I am informed by Mr. B. P. Brent that there is an existing German Fantail with a thicker and shorter beak.

Sub-race II. Java Fantail.—Mr. Swinhoe sent me from Amoy, in China, the skin of a Fantail belonging to a breed known to have been imported from Java. It was coloured in a peculiar manner, unlike any European Fantail, and, for a Fantail, had a remarkably short beak. Although a good bird of the kind, it had only 14 tail-feathers; but Mr. Swinhoe has counted in other birds of this breed from 18 to 24 tail-feathers. From a rough sketch sent to me, it is evident that the tail is not so much expanded or so much upraised as in even second-rate European Fantails. The bird shakes its neck like our Fantails. It had a well-developed oil-gland. Fantails were known in India, as we shall hereafter see, before the year 1600; and we may suspect that in the Java Fantail we see the breed in its earlier and less improved condition.

RACE VI.—TURBIT AND OWL. (Möven-Taube: Pigeons à cravate.)

Feathers divergent along the front of the neck and breast; beak very short, vertically rather thick; œsophagus somewhat enlarged.

Turbits and Owls differ from each other slightly in the shape of the head, in the former having a crest, and in the curvature of the beak, but they may be here conveniently grouped together. These pretty birds, some of which are very small, can be recognised at once by the feathers irregularly diverging, like a frill, along the front of the neck, in the same manner, but in a less degree, as along the back of the neck in the Jacobin. This bird has the remarkable habit of continually and momentarily inflating the upper part of the œsophagus, which causes a movement in the frill.

¹⁴ See the two excellent editions published by Mr. J. M. Eaton in 1852 and 1858, entitled 'A Treatise on Fancy Pigeons.'

When the œsophagus of a dead bird was inflated, it was seen to be larger than in other breeds, and not so distinctly separated from the crop. The Pouter inflates both its true crop and œsophagus; the Turbit inflates in a much less degree the œsophagus alone. The beak of the Turbit

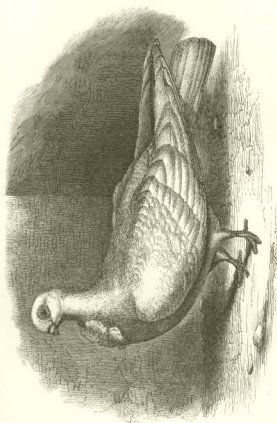


Fig. 22.—African Owl.

is very short, being $\frac{2}{3}$ of an inch shorter than that of the rock-pigeon, proportionally with the size of their bodies; and in some owls brought by Mr. E. Vernon Harcourt from Tunis, it was even shorter. The beak is vertically thicker, and perhaps a little broader, in proportion to that of the rock-pigeon.

RACE VII.—TUMBLERS. (Tümmeler, or Burzel-Tauben: Culbutants.)

During flight, tumble backwards; body generally small; beak generally short, sometimes excessively short and conical.

This Race may be divided into four sub-races, namely, Persian, Lotan, Common, and Short-faced Tumblers. These sub-races include many varieties which breed true. I have examined eight skeletons of various kinds of Tumblers: excepting in one imperfect and doubtful specimen, the ribs are only seven in number, whereas the rock-pigeon has eight ribs.

Sub-race I. Persian Tumblers.—I have received a pair direct from Persia, from the Hon. C. Murray. They were rather smaller birds than the wild rock-pigeon, being about the size of the common dovecot-pigeon, white and mottled, slightly feathered on the feet, with the beak just perceptibly shorter than in the rock-pigeon. H. M. Consul, Mr. Keith Abbott, informs me that the difference in the length of beak is so slight, that only practised Persian fanciers can distinguish these Tumblers from the common pigeon of the country. He informs me that they fly in flocks high up in the air and tumble well. Some of them occasionally appear to become giddy and tumble to the ground, in which respect they resemble some of our Tumblers.

Sub-race II. Lotan, or Loutan: Indian Ground Tumblers.—These birds present one of the most remarkable inherited habits or instincts which have ever been recorded. The specimens sent to me from Madras by Sir W. Elliot are white, slightly feathered on the feet, with the feathers on the head reversed; and they are rather smaller than the rock or dovecot pigeon. The beak is proportionally only slightly shorter and rather thinner than in the rock-pigeon. These birds when gently shaken and placed on the ground immediately begin tumbling head over heels, and they continue thus to tumble until taken up and soothed,—the ceremony being generally to blow in their faces, as in recovering a person from a state of hypnotism or mesmerism. It is asserted that they will continue to roll over till they die, if not taken up. There is abundant evidence with respect to these remarkable peculiarities; but what makes the case the more worthy of attention is, that the habit has been strictly inherited since before the year 1600, for the breed is distinctly described in the 'Ayeen Akbery.'¹⁵ Mr. Evans kept a pair in London, imported by Captain Vigne; and he assures me that he has seen them tumble in the air, as well as in the manner above described on the ground. Sir W. Elliot, however, writes to me from Madras, that he is informed that they tumble exclusively on the ground, or at a very small height above it. He also

¹⁵ English translation, by F. Gladwin, 4th edition, vol. i. The habit of the Lotan is also described in the Persian treatise before alluded to, published about 100 years ago: at this date the Lotans were generally white

and crested as at present. Mr. Blyth describes these birds in 'Annals and Mag. of Nat. Hist.,' vol. xiv., 1847, p. 104: he says that they "may be seen at any of the Calcutta bird-dealers."

mentions another sub-variety, called the Kalmi Lotan, which begins to roll over if only touched on the neck with a rod or wand.

Sub-race III. Common English Tumblers.—These birds have exactly the same habits as the Persian Tumbler, but tumble better. The English bird is rather smaller than the Persian, and the beak is plainly shorter. Compared with the rock-pigeon, and proportionally with the size of body, the beak is from .15 to nearly .2 of an inch shorter, but it is not thinner. There are several varieties of the common Tumbler, namely, Baldheads, Beards, and Dutch Rollers. I have kept the latter alive; they have differently shaped heads, longer necks, and are feather-footed. They tumble to an extraordinary degree; as Mr. Brent remarks,¹⁶ "Every few seconds over they go; one, two, or three summersaults at a time. Here and there a bird gives a very quick and rapid spin, revolving like a wheel, though they sometimes lose their balance, and make a rather ungraceful fall, in which they occasionally hurt themselves by striking some object." From Madras I have received several specimens of the common Tumbler of India, differing slightly from each other in the length of their beaks. Mr. Brent sent me a dead specimen of a "House-tumbler,"¹⁷ which is a Scotch variety, not differing in general appearance and form of beak from the common Tumbler. Mr. Brent states that these birds generally begin to tumble "almost as soon as they can well fly; at three months old they tumble well, but still fly strong; at five or six months they tumble excessively; and in the second year they mostly give up flying, on account of their tumbling so much and so close to the ground. Some fly round with the flock, throwing a clean summersault every few yards, till they are obliged to settle from giddiness and exhaustion. These are called Air Tumblers, and they commonly throw from twenty to thirty summersaults in a minute, each clear and clean. I have one red cock that I have on two or three occasions timed by my watch, and counted forty summersaults in the minute. Others tumble differently. At first they throw a single summersault, then it is double, till it becomes a continuous roll, which puts an end to flying, for if they fly a few yards over they go, and roll till they reach the ground. Thus I had one kill herself, and another broke his leg. Many of them turn over only a few inches from the ground, and will tumble two or three times in flying across their loft. These are called House-tumblers, from tumbling in the house. The act of tumbling seems to be one over which they have no control, an involuntary movement which they seem to try to prevent. I have seen a bird sometimes in his struggles fly a yard or two straight upwards, the impulse forcing him backwards while he struggles to go forwards. If suddenly startled, or in a strange place, they seem less able to fly than if quiet in their accustomed loft." These House-tumblers differ from the Lotan or Ground

¹⁶ 'Journal of Horticulture,' Oct. 22, 1861, p. 76.

¹⁷ See the account of the House-tumblers kept at Glasgow, in the 'Cot-

tage Gardener,' 1858, p. 285. Also Mr. Brent's paper, 'Journal of Horticulture,' 1861, p. 76.

Tumbler of India, in not requiring to be shaken in order to begin tumbling. The breed has probably been formed merely by selecting the best common Tumblers, though it is possible that they may have been crossed at some former period with Lotans.



Fig. 23.—Short-faced English Tumbler.

Sub-race IV. Short-faced Tumblers.—These are marvellous birds, and are the glory and pride of many fanciers. In their extremely short, sharp, and conical beaks, with the skin over the nostrils but little developed, they almost depart from the type of the Columbidae. Their heads are nearly globular

and upright in front, so that some fanciers say¹⁸. "the head should resemble a cherry with a barley-corn stuck in it." These are the smallest kind of pigeons. Mr. Esquillant possessed a blue Baldhead, two years old, which when alive weighed, before feeding-time, only 6 oz. 5 drs.; two others, each weighed 7 oz. We have seen that a wild rock-pigeon weighed 14 oz. 2 drs., and a Runt 34 oz. 4 drs. Short-faced Tumblers have a remarkably erect carriage, with prominent breasts, drooping wings, and very small feet. The length of the beak from the tip to the feathered base was in one good bird only $\frac{1}{4}$ of an inch; in a wild rock-pigeon it was exactly double this length. As these Tumblers have shorter bodies than the wild rock-pigeon, they ought of course to have shorter beaks; but proportionally with the size of body, the beak is $\frac{28}{100}$ of an inch too short. So, again, the feet of this bird were actually $\frac{45}{100}$ shorter, and proportionally $\frac{21}{100}$ of an inch shorter, than the feet of the rock-pigeon. The middle toe has only twelve or thirteen, instead of fourteen or fifteen scutellæ. The primary wing-feathers are not rarely only nine instead of ten in number. The improved short-faced Tumblers have almost lost the power of tumbling; but there are several authentic accounts of their occasionally tumbling. There are several sub-varieties, such as Baldheads, Beards, Mottles, and Almonds; the latter are remarkable from not acquiring their perfectly-coloured plumage until they have moulted three or four times. There is good reason to believe that most of these sub-varieties, some of which breed truly, have arisen since the publication of Moore's treatise in 1735.¹⁹

Finally, in regard to the whole group of Tumblers, it is impossible to conceive a more perfect gradation than I have now lying before me, from the rock-pigeon, through Persian, Lotan, and Common Tumblers, up to the marvellous short-faced birds; which latter, no ornithologist, judging from mere external structure, would place in the same genus with the rock-pigeon. The differences between the successive steps in this series are not greater than those which may be observed between common dove-cot-pigeons (*C. livia*) brought from different countries.

RACE VIII.—INDIAN FRILL-BACK.

Beak very short; feathers reversed.

A specimen of this bird, in spirits, was sent to me from Madras by Sir W. Elliot. It is wholly different from the Frill-back often exhibited in England. It is a smallish bird, about the size of the common Tumbler, but has a beak in all its proportions like our short-faced Tumblers. The beak, measured from the tip to the feathered base, was only $\frac{46}{100}$ of an inch in length. The feathers over the whole body are reversed or curl backwards. Had this bird occurred in Europe, I should have thought it only a monstrous variety of our improved Tumbler; but as short-faced Tumblers are not known in India, I think it must rank as a distinct breed. Probably

¹⁸ J. M. Eaton's 'Treatise on Pigeons,' 1852, p. 9.

¹⁹ J. M. Eaton's Treatise, edit. 1858, p. 76.

this is the breed seen by Hasselquist in 1757 at Cairo, and said to have been imported from India.

RACE IX.—JACOBIN. (*Zopf* or *Perücken-Taube*: *Nonnains*.)

Feathers of the neck forming a hood; wings and tail long; beak moderately short.

This pigeon can at once be recognised by its hood, almost enclosing the head and meeting in front of the neck. The hood seems to be merely an exaggeration of the crest of reversed feathers on the back of the head, which is common to many sub-varieties, and which in the *Latz-taube*²⁰ is in a nearly intermediate state between a hood and a crest. The feathers of the hood are elongated. Both the wings and tail are likewise much elongated; thus the folded wing of the Jacobin, though a somewhat smaller bird, is fully 1½ inch longer than in the rock-pigeon. Taking the length of the body without the tail as the standard of comparison, the folded wing, proportionally with the wings of the rock-pigeon, is 2½ inches too long, and the two wings, from tip to tip, 5½ inches too long. In disposition this bird is singularly quiet, seldom flying or moving about, as *Bechstein* and *Riedel* have likewise remarked in Germany.²¹ The latter author also notices the length of the wings and tail. The beak is nearly 2 of an inch shorter in proportion to the size of the body than in the rock-pigeon; but the internal gape of the mouth is considerably wider.

GROUP IV.

The birds of this group may be characterised by their resemblance in all important points of structure, especially in the beak, to the rock-pigeon. The Trumpeter forms the only well-marked race. Of the numerous other sub-races and varieties I shall specify only a few of the most distinct, which I have myself seen and kept alive.

RACE X.—TRUMPETER. (*Trommel-Taube*; *Pigeon tambour*; *glougon*.)

A tuft of feathers at the base of the beak curling forward; feet much feathered; voice very peculiar; size exceeding that of the rock-pigeon.

This is a well-marked breed, with a peculiar voice, wholly unlike that of any other pigeon. The coo is rapidly repeated, and is continued for

²⁰ Neumeister, 'Taubenzucht,' Tab. 4, s. 26. *Bechstein*, 'Naturgeschichte Deutschlands,' Band iv. s. 36, 1795.

²¹ *Riedel*, 'Die Taubenzucht,' 1824,

several minutes; hence their name of Trumpeters. They are also characterised by a tuft of elongated feathers, which curls forward over the base of the beak, and which is possessed by no other breed. Their feet are so heavily feathered, that they almost appear like little wings. They are larger birds than the rock-pigeon, but their beak is of very nearly the same proportional size. Their feet are rather small. This breed was perfectly characterised in Moore's time, in 1735. Mr. Brent says that two varieties exist, which differ in size.

RACE XI.—*Scarcely differing in structure from the wild
Columba livia.*

Sub-race I. Laughers. Size less than the Rock-pigeon; voice very peculiar.—As this bird agrees in nearly all its proportions with the rock-pigeon, though of smaller size, I should not have thought it worthy of mention, had it not been for its peculiar voice—a character supposed seldom to vary with birds. Although the voice of the Laugher is very different from that of the Trumpeter, yet one of my Trumpeters used to utter a single note like that of the Laugher. I have kept two varieties of Laughers, which differed only in one variety being turn-crowned; the smooth-headed kind, for which I am indebted to the kindness of Mr. Brent, besides its peculiar note, used to coo in a singular and pleasing manner, which, independently, struck both Mr. Brent and myself as resembling that of the turtle-dove. Both varieties come from Arabia. This breed was known by Moore in 1735. A pigeon which seems to say Yak-roo is mentioned in 1600 in the 'Ayeen Akbery,' and is probably the same breed. Sir W. Elliot has also sent me from Madras a pigeon called Yahu, said to have come from Mecca, which does not differ in appearance from the Laugher; it has "a deep melancholy voice, like Yahu, often repeated." Yahu, yahu, means Oh God, Oh God; and Sayzid Mohammed Musari, in the treatise written about 100 years ago, says that these birds "are not flown, because they repeat the name of the Most High God." Mr. Keith Abbott, however, informs me that the common pigeon is called Yahoo in Persia.

Sub-race II. Common Frill-back (Die Strupp-Taube). Beak rather longer than in the Rock-pigeon; feathers reversed.—This is a considerably larger bird than the rock-pigeon, and with the beak, proportionally with the size of body, a little (*viz.* by $\cdot 04$ of an inch) longer. The feathers, especially on the wing-coverts, have their points curled upwards or backwards.

Sub-race III. Nuss (Pigeons-coquilles).—These elegant birds are smaller than the rock-pigeon. The beak is actually $\cdot 17$, and proportionally with the size of the body $\cdot 1$ of an inch shorter than in the rock-pigeons, although of the same thickness. In young birds the scutellæ on the tarsi and toes are generally of a leaden-black colour; and this is a remarkable character (though observed in a lesser degree in some other breeds), as the colour of the legs in the adult state is subject to very little variation in any breed. I have on two or three occasions counted thirteen or fourteen feathers in the tail; this likewise occurs in the barely distinct breed called Helmets.

Nuns are symmetrically coloured, with the head, primary wing-feathers, tail, and tail-coverts of the same colour, namely, black or red, and with the rest of the body white. This breed has retained the same character since Aldrovandi wrote in 1600. I have received from Madras almost similarly coloured birds.

Sub-race IV. Spots (Die Blass-Tanze: Pigeons heurtés).—These birds are a very little larger than the rock-pigeon, with the beak a trace smaller in all its dimensions, and with the feet decidedly smaller. They are symmetrically coloured, with a spot on the forehead, with the tail and tail-coverts of the same colour, the rest of the body being white. This breed existed in 1676;²² and in 1735 Moore remarks that they breed truly, as is the case at the present day.

Sub-race V. Swallows.—These birds, as measured from tip to tip of wing, or from the end of the beak to the end of the tail, exceed in size the rock-pigeon; but their bodies are much less bulky; their feet and legs are likewise smaller. The beak is of about the same length, but rather slighter. Altogether their general appearance is considerably different from that of the rock-pigeon. Their heads and wings are of the same colour, the rest of the body being white. Their flight is said to be peculiar. This seems to be a modern breed, which, however, originated before the year 1795 in Germany, for it is described by Bechstein.

Besides the several breeds now described, three or four other very distinct kinds existed lately, or perhaps still exist, in Germany and France. Firstly, the Karmeliten, or Carme Pigeon, which I have not seen; it is described as of small size, with very short legs, and with an extremely short beak. Secondly, the Finnikin, which is now extinct in England. It had, according to Moore's²³ treatise, published in 1735, a tuft of feathers on the hinder part of the head, which ran down its back not unlike a horse's mane. "When it is salacious it rises over the hen and turns round three or four times, flapping its wings, then reverses and turns as many times the other way." The Turner, on the other hand, when it "plays to the female, turns only one way." Whether these extraordinary statements may be trusted I know not; but the inheritance of any habit may be believed, after what we have seen with respect to the Ground-tumbler of India. MM. Boitard and Corbié describe a pigeon²⁴ which has the singular habit of sailing for a considerable time through the air, without flapping its wings, like a bird of prey. The confusion is inextricable, from the time of Aldrovandi in 1600 to the present day, in the accounts published of the Draijers, Smitters, Finnikins, Turners, Claquers, &c., which are all remarkable from their manner of flight. Mr. Brent informs me that he has seen one of these breeds in Germany with its wing-feathers injured from having been so often struck together; but he did not see it flying. An old stuffed specimen of a Finnikin in the British Museum presents no well-marked character. Thirdly, a singular pigeon

²² Willoughby's 'Ornithology,' edited Moore, p. 98.

by Ray.

²⁴ Pigeon Patu Plongeur. 'Les

²³ J. M. Eaton's edition (1858) of Pigeons, &c., p. 165.

with a forked tail is mentioned in some treatises; and as Bechstein²⁵ briefly describes and figures this bird, with a tail "having completely the structure of that of the house-swallow," it must once have existed, for Bechstein was far too good a naturalist to have confounded any distinct species with the domestic pigeon. Lastly, an extraordinary pigeon imported from Belgium has lately been exhibited at the Philoperisteron Society in London,²⁶ which "conjoins the colour of an archangel with the head of an owl or barb, its most striking peculiarity being the extraordinary length of the tail and wing-feathers, the latter crossing beyond the tail, and giving to the bird the appearance of a gigantic swift (*Cypselus*), or long-winged hawk." Mr. Tegetmeier informs me that this bird weighed only 10 ounces, but in length was 15½ inches from tip of beak to end of tail, and 32½ inches from tip to tip of wing; now the wild rock-pigeon weighs 14½ ounces, and measures from tip of beak to end of tail 15 inches, and from tip to tip of wing only 26½ inches.

I have now described all the domestic pigeons known to me, and have added a few others on reliable authority. I have classed them under four Groups, in order to mark their affinities and degrees of difference; but the third group is artificial. The kinds examined by me form eleven races, which include several sub-races; and even these latter present differences that would certainly have been thought of specific value if observed in a state of nature. The sub-races likewise include many strictly inherited varieties; so that altogether there must exist, as previously stated, above 150 kinds which can be distinguished, though generally by characters of extremely slight importance. Many of the genera of the *Columbidæ*, which are admitted by ornithologists, do not differ in any great degree from each other; taking this into consideration, there can be no doubt that several of the most strongly characterised domestic forms, if found wild, would have been placed in at least five new genera. Thus, a new genus would have been formed for the reception of the improved English Pouter: a second genus for Carriers and Runts; and this would have been a wide or comprehensive genus, for it would have admitted common Spanish Runts without any wattle, short-beaked Runts like the Tronfo, and the improved English Carrier: a third genus would have been formed for the Barb: a fourth for the Fantail: and lastly, a fifth for the short-beaked, not-wattled pigeons, such as Turbits

²⁵ 'Naturgesch. Deutschlands,' Band iv. s. 47.

²⁶ Mr. W. B. Tegetmeier, 'Journal of Horticulture,' Jan. 20th, 1863, p. 58.

and short-faced Tumblers. The remaining domestic forms might have been included in the same genus with the wild rock-pigeon.

Individual Variability; Variations of a remarkable nature.

The differences which we have as yet considered are characteristic of distinct breeds; but there are other differences, either confined to individual birds, or often observed in certain breeds but not characteristic of them. These individual differences are of importance, as they might in most cases be secured and accumulated by man's power of selection; and thus an existing breed might be greatly modified or a new one formed. Fanciers notice and select only those slight differences which are externally visible; but the whole organisation is so tied together by correlation of growth, that a change in one part is frequently accompanied by other changes. For our purpose, modifications of all kinds are equally important, and, if affecting a part which does not commonly vary, are of more importance than a modification in some conspicuous part. At the present day any visible deviation of character in a well-established breed is rejected as a blemish; but it by no means follows that at an early period, before well-marked breeds had been formed, such deviations would have been rejected; on the contrary, they would have been eagerly preserved as presenting a novelty, and would then have been slowly augmented, as we shall hereafter more clearly see, by the process of unconscious selection.

I have made numerous measurements of the various parts of the body in the several breeds, and have hardly ever found them quite the same in birds of the same breed,—the differences being greater than we commonly meet with in wild species. To begin with the primary feathers of the wing and tail; but I may first mention, as some readers may not be aware of the fact, that the number of the primary wing and tail feathers in wild birds is generally constant, and characterises, not only whole genera, but even whole families. When the tail-feathers are unusually numerous, as for instance in the swan, they are apt to be variable in number; but this does not apply to the several species and genera of the Columbidae, which never (as far as I can hear) have less than twelve or more than sixteen tail-feathers; and these numbers characterise, with rare exception, whole sub-families.²⁷ The wild rock-pigeon has twelve tail-feathers. With Fan-

²⁷ 'Coup-d'œil sur l'Ordre des Rencus', 1854-55. Mr. Dlyth, in Pigeons,' par C. L. Bonaparte Comptes 'Annals of Nat. Hist.' vol. xix., 1847.

tails, as we have seen, the number varies from fourteen to forty-two. In two young birds in the same nest I counted twenty-two and twenty-seven feathers. Pouters are very liable to have additional tail-feathers, and I have seen on several occasions fourteen or fifteen in my own birds. Mr. Bult had a specimen, examined by Mr. Yarrell, with seventeen tail-feathers. I had a Nun with thirteen, and another with fourteen tail-feathers; and in a Helmet, a breed barely distinguishable from the Nun, I have counted fifteen, and have heard of other such instances. On the other hand, Mr. Brent possessed a Dragon, which during its whole life never had more than ten tail-feathers; and one of my Dragons, descended from Mr. Brent's, had only eleven. I have seen a Baldhead-Tumbler with only ten; and Mr. Brent had an Air-Tumbler with the same number, but another with fourteen tail-feathers. Two of these latter Tumblers, bred by Mr. Brent, were remarkable,—one from having the two central tail-feathers a little divergent, and the other from having the two outer feathers longer by three-eighths of an inch than the others; so that in both cases the tail exhibited a tendency, but in different ways, to become forked. And this shows us how a swallow-tailed breed, like that described by Bechstein, might have been formed by careful selection.

With respect to the primary wing-feathers, the number in the Columbidae, as far as I can find out, is always nine or ten. In the rock-pigeon it is ten; but I have seen no less than eight short-faced Tumblers with only nine primaries, and the occurrence of this number has been noticed by fanciers, owing to ten flight-feathers of a white colour being one of the points in Short-faced Baldhead-Tumblers. Mr. Brent, however, had an Air-Tumbler (not short-faced) which had in both wings eleven primaries. Mr. Corker, the eminent breeder of prize Carriers, assures me that some of his birds had eleven primaries in both wings. I have seen eleven in one wing in two Pouters. I have been assured by three fanciers that they have seen twelve in Scanderons; but as Neumeister asserts that in the allied Florence Runt the middle flight-feather is often double, the number twelve may have been caused by two of the ten primaries having each two shafts to a single feather. The secondary wing-feathers are difficult to count, but the number seems to vary from twelve to fifteen. The length of the wing and tail relatively to the body, and of the wings to the tail, certainly varies; I have especially noticed this in Jacobins. In Mr. Bult's magnificent collection of Pouters, the wings and tail varied greatly in length; and were sometimes so much elongated that the birds could hardly play upright. In the relative length of the few first primaries I have observed only a slight degree of variability. Mr. Brent informs me that he has observed the shape of the first feather to vary very slightly. But the variation in these latter points is extremely slight compared with what may often be observed in the natural species of the Columbidae.

In the beak I have observed very considerable differences in birds of the

p. 41; mentions, as a very singular fact, "that of the two species of *Ectopistes*, which are nearly allied to each other, one should have fourteen tail-feathers,

while the other, the passenger pigeon of North America, should possess but the usual number—twelve."

same breed, as in carefully bred Jacobins and Trumpeters. In Carriers there is often a conspicuous difference in the degree of attenuation and curvature of the beak. So it is indeed in many breeds: thus I had two strains of black Barbbs, which evidently differed in the curvature of the upper mandible. In width of mouth I have found a great difference in two Swallows. In Fantails of first-rate merit I have seen some birds with much longer and thinner necks than in others. Other analogous facts could be given. We have seen that the oil-gland is aborted in all Fantails (with the exception of the sub-race from Java), and, I may add, so hereditary is this tendency to abortion, that some, although not all, of the mongrels from the Fantail and Pouter had no oil-gland; in one Swallow out of many which I have examined, and in two Nuns, there was no oil-gland.

The number of the scutellæ on the toes often varies in the same breed, and sometimes even differs on the two feet of the same individual; the Shetland rock-pigeon has fifteen on the middle, and six on the hinder toe; whereas I have seen a Runt with sixteen on the middle and eight on the hind toe; and a short-faced Tumbler with only twelve and five on these same toes. The rock-pigeon has no sensible amount of skin between its toes; but I possessed a Spot and a Nun with the skin extending for a space of a quarter of an inch from the fork, between the two *inner* toes. On the other hand, as will hereafter be more fully shown, pigeons with feathered feet very generally have the bases of their *outer* toes connected by skin. I had a red Tumbler, which had a coo unlike that of its fellows, approaching in tone to that of the Laugher: this bird had the habit, to a degree which I never saw equalled in any other pigeon, of often walking with its wings raised and arched in an elegant manner. I need say nothing on the great variability, in almost every breed, in size of body, in colour, in the feathering of the feet, and in the feathers on the back of the head being reversed. But I may mention a remarkable Tumbler²⁸ exhibited at the Crystal Palace, which had an irregular crest of feathers on its head, somewhat like the tuft on the head of the Polish fowl. Mr. Bult reared by accident a hen Jacobin with the feathers on the thigh so long as to reach the ground, and a cock having, but in a lesser degree, the same peculiarity: from these two birds he bred others similarly characterised, which were exhibited at the Philo-peristeron Club. I bred a mongrel pigeon which had fibrous feathers, and the wing and tail-feathers so short and imperfect that the bird could not fly even a foot in height.

There are many singular and inherited peculiarities in the plumage of pigeons: thus Almond-Tumblers do not acquire their perfect mottled feathers until they have moulted three or four times: the Kite-Tumbler is at first brindled black and red with a barred appearance, but when "it throws its nest feathers it becomes almost black, generally with a bluish tail, and a reddish colour on the inner webs of the primary wing feathers."²⁹ Neu-

²⁸ Described and figured in the 'Poultry Chronicle,' vol. iii., 1855, p. 82.

²⁹ 'The Pigeon Book,' by Mr. B. P. Brent, 1859, p. 41.

meister describes a breed of a black colour with white bars on the wing and a white crescent-shaped mark on the breast; these marks are generally rusty-red before the first moult, but after the third or fourth moult they undergo a change; the wing-feathers and the crown of the head likewise then become white or grey.³⁰

It is an important fact, and I believe there is hardly an exception to the rule, that the especial characters for which each breed is valued are eminently variable: thus, in the Fantail, the number and direction of the tail-feathers, the carriage of the body, and the degree of trembling are all highly variable points; in Pouters, the degree to which they pout, and the shape of their inflated crops; in the Carrier, the length, narrowness, and curvature of the beak, and the amount of wattle; in Short-faced Tumblers, the shortness of the beak, the prominence of the forehead, and general carriage,³¹ and in the Almond Tumbler the colour of the plumage; in common Tumblers, the manner of tumbling; in the Barb, the breadth and shortness of the beak and the amount of eye-wattle; in Runts, the size of body; in Turbits, the frill; and lastly in Trumpeters, the cooing, as well as the size of the tuft of feathers over the nostrils. These, which are the distinctive and selected characters of the several breeds, are all eminently variable.

There is another interesting fact with respect to the character of the different breeds, namely, that they are often most strongly displayed in the male bird. In Carriers, when the males and females are exhibited in separate pens, the wattle is plainly seen to be much more developed in the males, though I have seen a hen Carrier belonging to Mr. Haynes heavily wattled. Mr. Tegetmeier informs me that, in twenty Barbs in Mr. P. H. Jones's possession, the males had generally the largest eye-wattles; Mr. Esquilant also believes in this rule, but Mr. H. Weir, a first-rate judge, entertains some doubt on the subject. Male Pouters distend their crops to a much greater size than do the females; I have, however, seen a hen in the possession of Mr. Evans which pouted excellently; but this is an unusual circumstance. Mr. Harrison Weir, a successful breeder of prize

³⁰ 'Die Staahtiltsige Taube, Das Ganze, &c.' s. 21, tab. i. fig. 4. bler,' by J. M. Eaton, 1852, p. 8, et passim.

³¹ 'A Treatise on the Almond Tum-

Fantails, informs me that his cock birds often have a greater number of tail-feathers than the hens. Mr. Eaton asserts²² that, if a cock and hen Tumbler were of equal merit, the hen would be worth double the money; and as pigeons always pair, so that an equal number of both sexes is necessary for reproduction, this seems to show that high merit is rarer in the female than in the male. In the development of the frill in Turbits, of the hood in Jacobins, of the tuft in Trumpeters, of tumbling in Tumblers, there is no difference between the males and females. I may here add a rather different case, namely, the existence in France²³ of a wine-coloured variety of the Pouter, in which the male is generally chequered with black, whilst the female is never so chequered. Dr. Chapuis also remarks²⁴ that in certain light-coloured pigeons the males have their feathers striated with black, and these striae increase in size at each moult, so that the male ultimately becomes spotted with black. With Carriers, the wattle, both on the beak and round the eyes, and with Barbs that round the eyes, goes on increasing with age. This augmentation of character with advancing age, and more especially the difference between the males and females in the above-mentioned several respects, are highly remarkable facts, for there is no sensible difference at any age between the two sexes in the aboriginal rock-pigeon; and rarely any such difference throughout the whole family of the Columbidae.²⁵

Osteological Characters.

In the skeletons of the various breeds there is much variability; and though certain differences occur frequently, and others rarely, in certain breeds, yet none can be said to be absolutely characteristic of any breed. Considering that strongly-marked domestic races have been formed chiefly by man's power

*/ ²² A Treatise, &c., p. 10.

²³ Boitard and Corbié, 'Les Pigeons,' &c., 1821, p. 173.

²⁴ 'Le Pigeon Voyageur Belge,' 1865, p. 87.

²⁵ Prof. A. Newton ('Proc. Zoolog. Soc.,' 1865, p. 716) remarks that he knows no species which presents any remarkable sexual distinction; but it is stated ('Naturalist's Library, Birds,' vol.

ix, p. 117) that the excrescence at the base of the beak in the *Carpophaga occisica* is sexual: this, if correct, is an interesting point of analogy with the male Carrier, which has the wattle at the base of its beak so much more developed than in the female. Mr. Wallace informs me that in the sub-family of the *Trogonidae* the sexes often differ in vividness of colour.

no!
heronid

* called out. see, but the 9th. ed. in order of publication.

of selection, we ought not to expect to find great and constant differences in the skeleton; for fanciers can neither see, nor do they care for, modifications of structure in the internal framework. Nor ought we to expect changes in the skeletons from changed habits of life; as every facility is given to the most distinct breeds to follow the same habits, and the much modified races are never allowed to wander abroad and procure their own food in various ways.

Moreover, I find, on comparing the skeletons of *Columba livia*, *anas*, *palumbus*, and *turtur*, which are ranked by all systematists in two or three distinct though allied genera, that the differences are extremely slight, certainly less than between the skeletons of some of the most distinct domestic breeds. How far the skeleton of the wild rock-pigeon is constant I have no means of judging, as I have examined only two.

Skull.—The individual bones, especially those at the base, do not differ in shape. But the whole skull, in its proportions, outline, and relative direction of the bones, differs greatly in some of the breeds, as may be seen by comparing the figures of (A) the wild rock-pigeon, (B) the short-

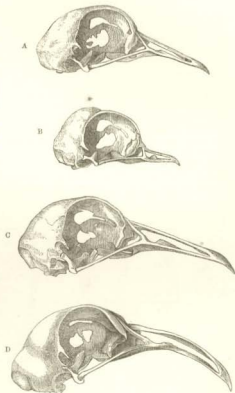


Fig. 24.—Skulls of Pigeons, viewed laterally, of natural size. A. Wild Rock-pigeon, *Columba livia*. B. Short-faced Tumbler. C. English Carrier. D. Bagalotten Carrier.

by comparing the figures of (A) the wild rock-pigeon, (B) the short-

faced tumbler, (c) the English carrier, and (d) the Bagadotten carrier (of Neumeister), all drawn of the natural size and viewed laterally. In the carrier, besides the elongation of the bones of the face, the space between the orbits is proportionally a little narrower than in the rock-pigeon. In the Bagadotten the upper mandible is remarkably arched, and the premaxillary bones are proportionally broader. In the short-faced tumbler the skull is more globular; all the bones of the face are much shortened, and the front of the skull and descending nasal bones are almost perpendicular; the maxillo-jugal arch and premaxillary bones form an almost straight line; the space between the prominent edges of the eye-orbits is depressed. In the barb the premaxillary bones are much shortened, and their anterior portion is thicker than in the rock-pigeon, as is the lower part of the nasal bone. In two nuns the ascending branches of the premaxillaries, near their tips, were somewhat attenuated, and in these birds, as well as in some others, for instance in the spot, the occipital crest over the foramen was considerably more prominent than in the rock-pigeon.

In the lower jaw, the articular surface is proportionally smaller in many breeds than in the rock-pigeon; and the vertical diameter more especially of the outer part of the articular surface is considerably shorter. May not this be accounted for by the lessened use of the jaws, owing to nutritious food having been given during a long period to all highly improved pigeons? In runts, carriers, and barbs (and in a lesser degree in several breeds), the whole side of the jaw near the articular end is bent inwards in a highly remarkable manner; and the superior margin of the ramus, beyond the middle, is reflexed in an equally remarkable manner, as may be seen in the accompanying figures, in comparison with the jaw of the rock-pigeon.



Fig. 25.—Lower jaws, seen from above, of natural size. A. Rock-pigeon. B. Runt. C. Barb.

This reflexion of the upper margin of the lower jaw is plainly connected with the singularly wide gape of the mouth, as has been described in runts, carriers, and barbs. The reflexion is well shown in fig. 26 of the head of a runt seen from above; here a wide open space may be observed on each side, between the edges of the lower jaw and of the premaxillary

bones. In the rock-pigeon, and in several domestic breeds, the edges of the lower jaw on each side come close up to the premaxillary bones, so



Fig. 26.—Skull of Runt, seen from above, of natural size, showing the reflexed margin of the distal portion of the lower jaw.



Fig. 27.—Lateral view of jaws, of natural size.
A. Rock-pigeon. B. Short-faced Tumbler.
C. Bagadotten Carrier.

that no open space is left. The degree of downward curvature of the distal half of the lower jaw also differs to an extraordinary degree in some breeds, as may be seen in the drawings (fig. A) of the rock-pigeon, (B) of the short-faced tumbler, and (C) of the Bagadotten carrier of Neumcister. In some runts the symphysis of the lower jaw is remarkably solid. No one would readily have believed that jaws differing so greatly in the several above-specified points could have belonged to the same species.

Vertebrae.—All the breeds have twelve cervical vertebrae.²⁶ But in a Bussorah carrier from India, the twelfth vertebra carried a small rib, a quarter of an inch in length, with a perfect double articulation.

The *dorsal vertebrae* are always eight. In the rock-pigeon all eight bear ribs; the eighth rib being very thin, and the seventh having no process. In pouters all the ribs are extremely broad, and, in three out of four skeletons examined by me, the eighth rib was twice or even thrice as broad as in the rock-pigeon; and the seventh pair had distinct processes. In many breeds there are only seven ribs, as in seven out of eight skeletons of various tumblers, and in several skeletons of fantails, turbits, and nuns. In all these breeds the seventh pair was very small, and was destitute of processes, in which respect it differed from the same rib in the rock-pigeon. In one tumbler, and in the Bussorah carrier, even the sixth pair had no process. The hypapophysis of the second dorsal vertebra varies much in development; being sometimes (as in several, but

²⁶ I am not sure that I have designated the different kinds of vertebrae correctly; but I observe that different anatomists follow in this respect different rules,

and, as I use the same terms in the comparison of all the skeletons, this, I hope, will not signify.

not all tumblers) nearly as prominent as that of the third dorsal vertebra; and the two hypapophyses together tend to form an ossified arch. The development of the arch, formed by the hypapophyses of the third and fourth dorsal vertebrae, also varies considerably, as does the size of the hypapophysis of the fifth vertebra.

The rock-pigeon has twelve *sacral vertebrae*; but these vary in number, relative size, and distinctness in the different breeds. In pouters, with their elongated bodies, there are thirteen or even fourteen, and, as we shall immediately see, an additional number of caudal vertebrae. In runts and carriers there is generally the proper number, namely twelve; but in one runt, and in the Bussorah carrier, there were only eleven. In tumblers there are either eleven, twelve, or thirteen sacral vertebrae.

The *caudal vertebrae* are seven in number in the rock-pigeon. In fantails, which have their tails so largely developed, there are either eight or nine, and apparently in one case ten, and they are a little longer than in the rock-pigeon, and their shape varies considerably. Pouters, also, have eight or nine caudal vertebrae. I have seen eight in a nun and jacobin. Tumblers, though such small birds, always have the normal number seven; as have carriers, with one exception, in which there were only six.

The following table will serve as a summary, and will show the most remarkable deviations in the number of the vertebrae and ribs which I have observed:—

	Rock Pigeon.	Pouter, from Mr. Bult.	Tumbler, Dutch Roller.	Bussorah Carrier.
Cervical Vertebrae	12	12	12	12 <small>The 12th bore a small rib.</small>
Dorsal Vertebrae ..	8	8	8	8
" Ribs	8 <small>The 6th pair with processes, the 7th pair without a process.</small>	8 <small>The 6th and 7th pair with processes.</small>	7 <small>The 6th and 7th pair without processes.</small>	7 <small>The 6th and 7th pair without processes.</small>
Sacral Vertebrae ..	12	14	11	11
Caudal Vertebrae ..	7	8 or 9	7	7
Total Vertebrae ..	39	42 or 43	38	38

The *pelvis* differs very little in any breed. The anterior margin of the ilium, however, is sometimes a little more equally rounded on both sides than in the rock-pigeon. The ischium is also frequently rather more elongated. The obturator-notch is sometimes, as in many tumblers, less developed than in the rock-pigeon. The ridges on the ilium are very prominent in most runts.

In the bones of the extremities I could detect no difference, except in their proportional lengths; for instance, the metatarsus in a pouter was 1·65 inch, and in a short-faced tumbler only ·95 in length; and this is a greater difference than would naturally follow from their differently-sized bodies; but long legs in the pouter, and small feet in the tumbler, are selected points. In some pouters the *scapula* is rather straighter, and in some

tumblers it is straighter, with the apex less elongated, than in the rock-pigeon: in the woodcut, fig. 28, the scapulae of the rock-pigeon (A), and of a short-faced tumbler (B), are given. The processes at the summit of the coracoid, which receive the extremities of the furcula, form a more perfect cavity in some tumblers than in the rock-pigeon: in pouters these processes are larger and differently shaped, and the exterior angle of the extremity of the coracoid, which is articulated to the sternum, is squarer.

The two arms of the furcula in pouters diverge less, proportionally to their length, than in the rock-pigeon; and the symphysis is more solid and pointed. In fantails the degree of divergence of the two arms varies in a remarkable manner. In fig. 29, B and C represent the furculae of two fantails; and it will be seen that the divergence in B is rather less even than in the furcula of the short-faced, small-sized tumbler (A); whereas the divergence in C equals that in a rock-pigeon, or in the pouter (D), though the latter is a much larger bird. The extremities of the furcula, where articulated to the coracoids, vary considerably in outline.

In the sternum the differences in form are slight, except in the size and outline of the perforations, which, both in the larger and lesser sized breeds, are sometimes small. These perforations, also, are sometimes either nearly circular, or elongated, as is often the case with carriers. The posterior perforations occasionally are not complete, being left open posteriorly. The marginal apophyses forming the anterior perforations vary greatly in development. The degree of convexity of the posterior part of the sternum differs much, being sometimes almost perfectly flat. The manubrium is rather more prominent in some individuals than in others, and the pore immediately under it varies greatly in size.

Correlation of Growth.—By this term I mean that the whole organisation is so connected, that when one part varies, other



Fig. 28.—Scapulae, of natural size. A. Rock-pigeon. B. Short-faced Tumbler.



Fig. 29.—Furculae, of natural size. A. Short-faced Tumbler. B and C. Fantails. D. Pouter.

parts vary ; but which of two correlated variations ought to be looked at as the cause and which as the effect, or whether both result from some common cause, we can seldom or never tell. The point of interest for us is that, when fanciers, by the continued selection of slight variations, have largely modified one part, they often unintentionally produce other modifications. For instance, the beak is readily acted on by selection, and, with its increased or diminished length, the tongue increases or diminishes, but not in due proportion ; for, in a barb and short-faced tumbler, both of which have very short beaks, the tongue, taking the rock-pigeon as the standard of comparison, was proportionally not shortened enough, whilst in two carriers and in a runt the tongue, proportionally with the beak, was not lengthened enough. Thus, in a first-rate English carrier, in which the beak from the tip to the feathered base was exactly thrice as long as in a first-rate short-faced tumbler, the tongue was only a little more than twice as long. But the tongue varies in length independently of the beak : thus, in a carrier with a beak 1·2 inch in length, the tongue was ·67 in length ; whilst in a runt which equalled the carrier in length of body and in stretch of wings from tip to tip, the beak was ·92 whilst the tongue was ·73 of an inch in length, so that the tongue was actually longer than in the carrier with its long beak. The tongue of the runt was also very broad at the root. Of two runts, one had its beak longer by ·23 of an inch, whilst its tongue was shorter by ·14 than in the other.

With the increased or diminished length of the beak the length of the slit forming the external orifice of the nostrils varies, but not in due proportion, for, taking the rock-pigeon as the standard, the orifice in a short-faced tumbler was not shortened in due proportion with its very short beak. On the other hand (and this could not have been anticipated), the orifice in three English carriers, in the Bagadotten carrier, and in a runt (*pigeon cygne*), was longer by above the tenth of an inch than would follow from the length of the beak proportionally with that of the rock-pigeon. In one carrier the orifice of the nostrils was thrice as long as in the rock-pigeon, though in body and length of beak this bird was not nearly double the size of the

rock-pigeon. This greatly increased length of the orifice of the nostrils seems to stand partly in correlation with the enlargement of the wattled skin on the upper mandible and over the nostrils; and this is a character which is selected by fanciers. So again, the broad, naked, and wattled skin round the eyes of carriers and barbs is a selected character; and in obvious correlation with this, the eyelids, measured longitudinally, are proportionally more than double the length of those of the rock-pigeon.

The great difference (see woodcut No. 27) in the curvature of the lower jaw in the rock-pigeon, the tumbler, and Bagadotten carrier, stands in obvious relation to the curvature of the upper jaw, and more especially to the angle formed by the maxillo-jugal arch with the premaxillary bones. But in carriers, runts, and barbs the singular reflexion of the upper margin of the middle part of the lower jaw (see woodcut No. 25) is not strictly correlated with the width or divergence (as may be clearly seen in woodcut No. 26) of the premaxillary bones, but with the breadth of the horny and soft parts of the upper mandible, which are always overlapped by the edges of the lower mandible.

In pouters, the elongation of the body is a selected character, and the ribs, as we have seen, have generally become very broad, with the seventh pair furnished with processes; the sacral and caudal vertebræ have been augmented in number; the sternum has likewise increased in length (but not in the depth of the crest) by $\cdot 4$ of an inch more than would follow from the greater bulk of the body in comparison with that of the rock-pigeon. In fantails, the length and number of the caudal vertebræ have increased. Hence, during the gradual progress of variation and selection, the internal bony frame-work and the external shape of the body have been, to a certain extent, modified in a correlated manner.

Although the wings and tail often vary in length independently of each other, it is scarcely possible to doubt that they generally tend to become elongated or shortened in correlation. This is well seen in jacobins, and still more plainly in runts, some varieties of which have their wings and tail of great length, whilst others have both very short. With jacobins, the remarkable length of the tail and

wing-feathers is not a character which is intentionally selected by fanciers; but fanciers have been trying for centuries, at least since the year 1600, to increase the length of the reversed feathers on the neck, so that the hood may more completely enclose the head; and it may be suspected that the increased length of the wing and tail-feathers stands in correlation with the increased length of the neck-feathers. Short-faced tumblers have short wings in nearly due proportion with the reduced size of their bodies; but it is remarkable, seeing that the number of the primary wing-feathers is a constant character in most birds, that these tumblers generally have only nine instead of ten primaries. I have myself observed this in eight birds; and the Original Columbarian Society²⁷ reduced the standard for bald-head tumblers from ten to nine white flight-feathers, thinking it unfair that a bird which had only nine feathers should be disqualified for a prize because it had not ten *white* flight-feathers. On the other hand, in carriers and runts, which have large bodies and long wings, eleven primary feathers have occasionally been observed.

X | Mr. Tegetmeier has informed me of a curious and inexplicable case of correlation, namely, that young pigeons of all breeds, which when mature become white, yellow, silver (*i.e.* extremely pale blue), or dun-coloured, are born almost naked; whereas other coloured pigeons are born well clothed with down. Mr. Esquilant, however, has observed that young dun carriers are not so bare as young dun barbs and tumblers. Mr. Tegetmeier has seen two young birds in the same nest, produced from differently coloured parents, which differed greatly in the degree to which they were at first clothed with down.

I have observed another case of correlation which at first sight appears quite inexplicable, but on which, as we shall see in a future chapter, some light can be thrown by the law of homologous parts varying in the same manner. The case is, that, when the feet are much feathered, the roots of the feathers are connected by a web of skin, and apparently in correlation with this the two outer toes become connected for a considerable space by skin. I have observed this in very many

²⁷ J. M. Eaton's *Treatise*, edit. 1858, p. 78.

specimens of pouters, trumpeters, swallows, roller-tumblers (likewise observed in this breed by Mr. Brent), and in a lesser degree in other feather-footed pigeons.

The feet of the smaller and larger breeds are of course much smaller or larger than those of the rock-pigeon; but the scutellæ or scales covering the toes and tarsi have not only decreased or increased in size, but likewise in number. To give a single instance, I have counted eight scutellæ on the hind toe of a runt, and only five on that of a short-faced tumbler. With birds in a state of nature the number of the scutellæ on the feet is usually a constant character. The length of the feet and the length of the beak apparently stand in correlation; but as disuse apparently has affected the size of the feet, this case may come under the following discussion.

On the Effects of Disuse.—In the following discussion on the relative proportions of the feet, sternum, furcula, scapula, and wings, I may premise, in order to give some confidence to the reader, that my measurements were all made in the same manner, and that all the measurements of the external parts were made without the least intention of applying them to the following purpose.

I measured most of the birds which came into my possession, from the feathered base of the beak (the length of beak itself being so variable) to the end of the tail, and to the oil-gland, but unfortunately (except in a few cases) not to the root of the tail; I measured each bird from the extreme tip to tip of wing; and the length of the terminal folded part of the wing, from the extremity of the primaries to the joint of the radius. I measured the feet without the claws, from the end of the middle toe to the end of the hind toe; and the tarsus together with the middle toe. I have taken in every case the mean measurement of two wild rock-pigeons from the Shetland Islands, as the standard of comparison. The following table shows the actual length of the feet in each bird; and the difference between the length which the feet ought to have had according to the size of body of each, in comparison with the size of body and length of feet of the rock-pigeon, calculated (with a few specified exceptions) by the standard of the length of the body from the base of the beak to the oil-gland. I have preferred this standard, owing to the variability of the length of tail. But I have made similar calculations, taking as the standard the length from tip to tip of wing, and likewise in most cases from the base of the beak to the end of the tail; and the result has always been closely similar. To give an example: the first bird in the table, being a short-faced tumbler,

TABLE II.

Pigeons with their beaks longer than that of the Rock-pigeon, proportionally with the size of their bodies.

Name of Breed.	Actual length of Feet.	Difference between actual and calculated length of feet, in proportion to length of feet and size of body in the Rock-pigeon.	
		Too short by	Too long by
Wild rock-pigeon (mean measurement)	2·02		
Carrier	2·60	..	0·31
"	2·60	..	0·25
"	2·40	..	0·21
" Dragon	2·25	..	0·06
Bagdadotten Carrier	2·80	..	0·56
Scanderoon, white	2·80	..	0·37
" Pigeon cygne	2·85	..	0·29
Hunt	2·75	..	0·27
Number of specimens	8	..	8

In these two tables we see in the first column the actual length of the feet in thirty-six birds belonging to various breeds, and in the two other columns we see by how much the feet are too short or too long, according to the size of bird, in comparison with the rock-pigeon. In the first table twenty-two specimens have their feet too short, on an average by a little above the tenth of an inch (*viz.* '107); and five specimens have their feet on an average a very little too long, namely, by '07 of an inch. But some of these latter and exceptional cases can be explained; for instance, with pouters the legs and feet are selected for length, and thus any natural tendency to a diminution in the length of the feet will have been counteracted. In the swallow and barb, when the calculation was made on any standard of comparison excepting the one above used (*viz.* length of body from base of beak to oil-gland), the feet were found to be too small.

In the second table we have eight birds, with their beaks much longer than in the rock-pigeon, both actually and proportionally with the size of body, and their feet are in an equally marked manner longer, namely, in proportion, on an average by '29 of an inch. I should here state that in Table I. there are a few partial exceptions to the beak being proportionally shorter than in the rock-pigeon: thus the beak of the English frill-back is just perceptibly longer, and that of the Bussorah carrier of the same length or slightly longer, than in the rock-pigeon. The beaks of spots, swallows, and laughers are only a very little shorter, or of the same proportional length, but slenderer. Nevertheless, these two tables, taken conjointly, indicate pretty plainly some kind of correlation between the length of the beak and the size of the feet. Breeders of cattle and horses believe that there is an analogous connection between the length of the limbs and head; they assert that a race-horse with the head of a dray-horse, or a

greyhound with the head of a bulldog, would be a monstrous production. As fancy pigeons are generally kept in small aviaries, and are abundantly supplied with food, they must walk about much less than the wild rock-pigeon; and it may be admitted as highly probable that the reduction in the size of the feet in the twenty-two birds in the first table has been caused by disuse,²⁸ and that this reduction has acted by correlation on the beaks of the great majority of the birds in Table I. When, on the other hand, the beak has been much elongated by the continued selection of successive slight increments of length, the feet by correlation have likewise become much elongated in comparison with those of the wild rock-pigeon, notwithstanding their lessened use.

As I had taken measures from the end of the middle toe to the heel of the tarsus in the rock-pigeon and in the above thirty-six birds, I have made calculations analogous with those above given, and the result is the same,—namely, that in the short-beaked breeds, with equally few exceptions as in the former case, the middle toe conjointly with the tarsus has decreased in length; whereas in the long-beaked breeds it has increased in length, though not quite so uniformly as in the former case, for the leg in some varieties of the runt varies much in length.

As fancy pigeons are generally confined in aviaries of moderate size, and as even when not confined they do not search for their own food, they must during many generations have used their wings incomparably less than the wild rock-pigeon. Hence it seemed to me probable that all the parts of the skeleton subservient to flight would be found to be reduced in size. With respect to the sternum, I have carefully measured its extreme length in twelve birds of different breeds, and in two wild rock-pigeons from the Shetland Islands. For the proportional comparison I have tried with all twelve birds three standards of measurement, namely, the length from the base of the beak to the oil-gland, to the end of the tail, and from the extreme tip to tip of wings. The result has been in each case nearly the same, the sternum being invariably found to be shorter than in the wild rock-pigeon. I will give only a single table, as calculated by the standard from the base of the beak to the oil-gland; for the result in this case is nearly the mean between the results obtained by the two other standards.

Length of Sternum.

Name of Breed.	Actual Length. Inches.	Too Short by	Name of Breed.	Actual Length. Inches.	Too Short by
Wild Rock-pigeon...	2.55	..	Barb	2.35	0.34
Pied Scanderoon ..	2.80	0.60	Nun	2.27	0.15
Bagadotten Carrier	2.80	0.17	German Pouter ..	2.36	0.54
Dragon	2.45	0.41	Jacobin	2.33	0.22
Carrier	2.75	0.35	English Frill-back ..	2.40	0.43
Short-faced Tumbler	2.05	0.28	Swallow	2.45	0.17

²⁸ In an analogous, but converse, manner, certain natural groups of the Columbidae, from being more terrestrial in their habits than other allied

groups, have larger feet. See Prince Bonaparte's 'Coup-d'œil sur l'Ordre des Pigeons.'

This table shows that in these twelve breeds the sternum is on an average one-third of an inch (exactly $\cdot332$) shorter than in the rock-pigeon, proportionally with the size of their bodies; so that the sternum has been reduced by between one-seventh and one-eighth of its entire length; and this is a considerable reduction.

I have also measured in twenty-one birds, including the above dozen, the prominence of the crest of the sternum relatively to its length, independently of the size of the body. In two of the twenty-one birds the crest was prominent in the same relative degree as in the rock-pigeon; in seven it was more prominent; but in five out of these seven, namely, in a fantail, two scanderons, and two English carriers, this greater prominence may to a certain extent be explained, as a prominent breast is admired and selected by fanciers; in the remaining twelve birds the prominence was less. Hence it follows that the crest exhibits a slight, though uncertain, tendency to become reduced in prominence in a greater degree than does the length of the sternum relatively to the size of body, in comparison with the rock-pigeon.

I have measured the length of the scapula in nine different large and small-sized breeds, and in all the scapula is proportionally shorter (taking the same standard as before) than in the wild rock-pigeon. The reduction in length on an average is very nearly one-fifth of an inch, or about one-ninth of the length of the scapula in the rock-pigeon.

The arms of the furcula in all the specimens which I compared, diverged less, proportionally with the size of body, than in the rock-pigeon; and the whole furcula was proportionally shorter. Thus in a runt, which measured from tip to tip of wings $38\frac{1}{2}$ inches, the furcula was only a very little longer (with the arms hardly more divergent) than in a rock-pigeon which measured from tip to tip $26\frac{1}{2}$ inches. In a barb, which in all its measurements was a little larger than the same rock-pigeon, the furcula was a quarter of an inch shorter. In a pouter, the furcula had not been lengthened proportionally with the increased length of the body. In a short-faced tumbler, which measured from tip to tip of wings 24 inches, therefore only $2\frac{1}{2}$ inches less than the rock-pigeon, the furcula was barely two-thirds of the length of that of the rock-pigeon.

We thus clearly see that the sternum, scapulæ, and furcula are all reduced in proportional length; but when we turn to the wings we find what at first appears a wholly different and unexpected result. I may here remark that I have not picked out specimens, but have used every measurement made by me. Taking the length from the base of beak to the end of the tail as the standard of comparison, I find that, out of thirty-five birds of various breeds, twenty-five have wings of greater, and ten have them of less proportional length, than in the rock-pigeon. But from the frequently correlated length of the tail and wing-feathers, it is better to take as the standard

of comparison the length from the base of the beak to the oil-gland; and by this standard, out of twenty-six of the same birds which had been thus measured, twenty-one had wings too long, and only five had them too short. In the twenty-one birds the wings exceeded in length those of the rock-pigeon, on an average, by $1\frac{1}{2}$ inch; whilst in the five birds they were less in length by only $\cdot 8$ of an inch. As I was much surprised that the wings of closely confined birds should thus so frequently have been increased in length, it occurred to me that it might be solely due to the greater length of the wing-feathers; for this certainly is the case with the jacobin, which has wings of unusual length. As in almost every case I had measured the folded wings, I subtracted the length of this terminal part from that of the expanded wings, and thus I obtained, with a moderate degree of accuracy, the length of the wings from the ends of the two radii, answering from wrist to wrist in our arms. The wings, thus measured in the same twenty-five birds, now gave a widely different result; for they were proportionally with those of the rock-pigeon too short in seventeen birds, and in only eight too long. Of these eight birds, five were long-beaked,²⁰ and this fact perhaps indicates that there is some correlation between the length of the beak and the length of the bones of the wings, in the same manner as with the feet and tarsi. The shortening of the humerus and radius in the seventeen birds may probably be attributed to disuse, as in the case of the scapulae and furcula to which the wing-bones are attached;—the lengthening of the wing-feathers, and consequently the expansion of the wings from tip to tip, being, on the other hand, as completely independent of use and disuse as is the growth of the hair or wool on our long-haired dogs or long-woolled sheep.

To sum up: we may confidently admit that the length of the sternum, and frequently the prominence of its crest, the length of the scapulae and furcula, have all been reduced in size in comparison with the same parts in the rock-pigeon. And I

²⁰ It perhaps deserves notice that besides these five birds two of the eight were barbs, which, as I have shown, must be classed in the same group with the long-beaked carriers and runts. Barbs may properly be called short-

beaked carriers. It would, therefore, appear as if, during the reduction of their beaks, their wings had retained a little of that excess of length which is characteristic of their nearest relations and progenitors.

presume that this may be safely attributed to disuse or lessened exercise. The wings, as measured from the ends of the radii, have likewise been generally reduced in length; but, owing to the increased growth of the wing-feathers, the wings, from tip to tip, are commonly longer than in the rock-pigeon. The feet, as well as the tarsi conjointly with the middle toe, have likewise in most cases become reduced; and this it is probable has been caused by their lessened use; but the existence of some sort of correlation between the feet and beak is shown more plainly than the effects of disuse. We have also some faint indication of a similar correlation between the main bones of the wing and the beak.

Summary on the Points of Difference between the several Domestic Races, and between the individual Birds.—The beak, together with the bones of the face, differ remarkably in length, breadth, shape, and curvature. The skull differs in shape, and greatly in the angle formed by the union of the premaxillary, nasal, and maxillo-jugal bones. The curvature of the lower jaw and the reflexion of its upper margin, as well as the gape of the mouth, differ in a highly remarkable manner. The tongue varies much in length, both independently and in correlation with the length of the beak. The development of the naked, wattled skin over the nostrils and round the eyes varies in an extreme degree. The eyelids and the external orifices of the nostrils vary in length, and are to a certain extent correlated with the degree of development of the wattle. The size and form of the œsophagus and crop, and their capacity for inflation, differ immensely. The length of the neck varies. With the varying shape of the body, the breadth and number of the ribs, the presence of processes, the number of the sacral vertebræ, and the length of the sternum, all vary. The number and size of the coccygeal vertebræ vary, apparently in correlation with the increased size of the tail. The size and shape of the perforations in the sternum, and the size and divergence of the arms of the furcula, differ. The oil-gland varies in development, and is sometimes quite aborted. The direction and length of certain feathers have been much modified, as in the hood of the Jacobin and the frill of the Turbit. The wing and tail feathers generally vary in

length together, but sometimes independently of each other and of the size of the body. The number and position of the tail-feathers vary to an unparalleled degree. The primary and secondary wing-feathers occasionally vary in number, apparently in correlation with the length of the wing. The length of the leg and the size of the feet, and, in connection with the latter, the number of the scutellæ, all vary. A web of skin sometimes connects the bases of the two inner toes, and almost invariably the two outer toes when the feet are feathered.

The size of the body differs greatly: a runt has been known to weigh more than five times as much as a short-faced tumbler. The eggs differ in size and shape. According to Parmentier,⁴⁰ some races use much straw in building their nests, and others use little; but I cannot hear of any recent corroboration of this statement. The length of time required for hatching the eggs is uniform in all the breeds. The period at which the characteristic plumage of some breeds is acquired, and at which certain changes of colour supervene, differs. The degree to which the young birds are clothed with down when first hatched is different, and is correlated in a singular manner with the future colour of the plumage. The manner of flight, and certain inherited movements, such as clapping the wings, tumbling either in the air or on the ground, and the manner of courting the female, present the most singular differences. In disposition the several races differ. Some races are very silent; others coo in a highly peculiar manner.

Although many different races have kept true in character during several centuries, as we shall hereafter more fully see, yet there is far more individual variability in the truest breeds than in birds in a state of nature. There is hardly any exception to the rule that those characters vary most which are now most valued and attended to by fanciers, and which consequently are now being improved by continued selection. This is indirectly admitted by fanciers when they complain that it is much more difficult to breed high fancy pigeons up to the proper standard of excellence than the so-called toy pigeons, which differ from

⁴⁰ Temminck, 'Hist. Nat. Gén. des Pigeons et des Gallinacés,' tom. i., 1813, p. 170.

each other merely in colour; for particular colours when once acquired are not liable to continued improvement or augmentation. Some characters become attached, from quite unknown causes, more strongly to the male than to the female sex; so that we have, in certain races, a tendency towards the appearance of secondary sexual characters,⁴¹ of which the aboriginal rock-pigeon displays not a trace.

⁴¹ This term was used by John Hunter for such differences in structure between the males and females, as are not directly connected with the act of reproduction, as the tail of the peacock, the horns of deer, &c.

CHAPTER VI.

PIGEONS—*continued.*

ON THE ABORIGINAL PARENT-STOCK OF THE SEVERAL DOMESTIC RACES — HABITS OF LIFE — WILD RACES OF THE ROCK-PIGEON — DOVECOT-PIGEONS — PROOFS OF THE DESCENT OF THE SEVERAL RACES FROM COLUMBA LIVIA — FERTILITY OF THE RACES WHEN CROSSED — REVERSION TO THE PLUMAGE OF THE WILD ROCK-PIGEON — CIRCUMSTANCES FAVOURABLE TO THE FORMATION OF THE RACES — ANTIQUITY AND HISTORY OF THE PRINCIPAL RACES — MANNER OF THEIR FORMATION — SELECTION — UNCONSCIOUS SELECTION — CARE TAKEN BY FANCIERS IN SELECTING THEIR BIRDS — SLIGHTLY DIFFERENT STRAINS GRADUALLY CHANGE INTO WELL-MARKED BREEDS — EXTINCTION OF INTERMEDIATE FORMS — CERTAIN BREEDS REMAIN PERMANENT, WHILST OTHERS CHANGE — SUMMARY.

THE differences described in the last chapter between the eleven chief domestic races and between individual birds of the same race, would be of little significance, if they had not all descended from a single wild stock. The question of their origin is therefore of fundamental importance, and must be discussed at considerable length. No one will think this superfluous who considers the great amount of difference between the races, who knows how ancient many of them are, and how truly they breed at the present day. Fanciers almost unanimously believe that the different races are descended from several wild stocks, whereas most naturalists believe that all are descended from the *Columba livia* or rock-pigeon.

Temminck¹ has well observed, and Mr. Gould has made the same remark to me, that the aboriginal parent must have been a species which roosted and built its nest on rocks; and I may add that it must have been a social bird. For all the domestic races are highly social, and none are known to build or habitually to roost on trees. The awkward manner in which some pigeons, kept by me in a summer-house near an old walnut-tree, occasionally alighted on the barer branches, was

¹ Temminck, 'Hist. Nat. Gén. des Pigeons,' &c., tom. i. p. 191.

evident.² Nevertheless, Mr. R. Scot Skirving informs me that he often saw crowds of pigeons in Upper Egypt settling on the low trees, but not on the palms, in preference to the mud hovels of the natives. In India Mr. Blyth³ has been assured that the wild *C. livia*, var. *intermedia*, sometimes roosts in trees. I may here give a curious instance of compulsion leading to changed habits: the banks of the Nile above lat. 28° 30' are perpendicular for a long distance, so that when the river is full the pigeons cannot alight on the shore to drink, and Mr. Skirving repeatedly saw whole flocks settle on the water, and drink whilst they floated down the stream. These flocks seen from a distance resembled flocks of gulls on the surface of the sea.

If any domestic race had descended from a species which was not social, or which built its nest or roosted in trees,⁴ the sharp eyes of fanciers would assuredly have detected some vestige of so different an aboriginal habit. For we have reason to believe that aboriginal habits are long retained under domestication. Thus with the common ass we see signs of its original desert life in its strong dislike to cross the smallest stream of water, and in its pleasure in rolling in the dust. The same strong dislike to cross a stream is common to the camel, which has been domesticated from a very ancient period. Young pigs, though so tame, sometimes squat when frightened, and thus try to conceal themselves even on an open and bare place. Young turkeys, and occasionally even young fowls, when the hen gives the danger-cry, run away and try to hide themselves, like young partridges or pheasants, in order that their mother may take flight, of which she has lost the power. The musk-duck (*Dendrocygna viduata*) in its native

² I have heard through Sir C. Lyell from Miss Buckley, that some half-bred carriers kept during many years near London regularly settled by day on some adjoining trees, and, after being disturbed in their loft by their young being taken, roosted on them at night.

³ 'Annals and Mag. of Nat. Hist.'* 2nd ser., vol. xx., 1857, p. 509; and in a late volume of the Journal of the Asiatic Society.

⁴ In works written on the pigeon by fanciers I have sometimes observed the mistaken belief expressed that the species which naturalists call ground-pigeons (in contradistinction to arboreal pigeons) do not perch and build on trees. In these same works wild species resembling the chief domestic races are often said to exist in various parts of the world, but such species are quite unknown to naturalists.

country often perches and roosts on trees,⁵ and our domesticated musk-ducks, though such sluggish birds, "are fond of perching on the tops of barns, walls, &c., and, if allowed to spend the night in the hen-house, the female will generally go to roost by the side of the hens, but the drake is too heavy to mount thither with ease."⁶ We know that the dog, however well and regularly fed, often buries, like the fox, any superfluous food; and we see him turning round and round on a carpet, as if to trample down grass to form a bed; we see him on bare pavements scratching backwards as if to throw earth over his excrement, although, as I believe, this is never effected even where there is earth. In the delight with which lambs and kids crowd together and frisk on the smallest hillock, we see a vestige of their former alpine habits.

We have therefore good reason to believe that all the domestic races of the pigeon are descended either from some one or from several species which both roosted and built their nests on rocks, and were social in disposition. As only five or six wild species with these habits and making any near approach in structure to the domesticated pigeon are known to exist, I will enumerate them.

Firstly, the *Columba leuconota* resembles certain domestic varieties in its plumage, with the one marked and never-failing difference of a white band which crosses the tail at some distance from the extremity. This species, moreover, inhabits the Himalaya, close to the limit of perpetual snow; and therefore, as Mr. Blyth has remarked, is not likely to have been the parent of our domestic breeds, which thrive in the hottest countries. Secondly, the *C. rupestris*, of Central Asia, which is intermediate⁷ between the *C. leuconota* and *hivia*; but has nearly the same coloured tail with the former species. Thirdly, the *Columba littoralis* builds and roosts, according to Temminck, on rocks in the Malayan archipelago; it is white, excepting parts of the wing and the tip of the tail, which are black; its legs are livid-coloured, and this is a character not observed in any adult domestic pigeon; but I need not have mentioned this species or the closely-allied *C. luctuosa*, as they in fact belong to the genus *Carpophaga*. Fourthly, *Columba Guinea*, which ranges from Guinea⁸ to the Cape of Good Hope,

⁵ Sir R. Schomburgk, in 'Journal R. Geograph. Soc.' vol. xiii., 1844, p. 32.

⁶ Rev. E. S. Dixon, 'Ornamental Poultry,' 1848, pp. 63, 66.

⁷ Proc. Zoolog. Soc., 1859, p. 400.

⁸ Temminck, 'Hist. Nat. Gén. des Pigeons,' tom. i.; also 'Les Pigeons,' par Mad. Knip and Temminck. Bonaparte however, in his 'Coup-d'œil,' believes that two closely allied species are confounded together under this name.

and roosts either on trees or rocks, according to the nature of the country. This species belongs to the genus *Strictenas* of Reichenbach, but is closely allied to true *Columba*; it is to some extent coloured like certain domestic races, and has been said to be domesticated in Abyssinia; but Mr. Mansfield Parkyns, who collected the birds of that country and knows the species, informs me that this is a mistake. Moreover the *C. Guinea* is characterized by the feathers of the neck having peculiar notched tips,—a character not observed in any domestic race. Fifthly, the *Columba anas* of Europe, which roosts on trees, and builds its nest in holes, either in trees or the ground; this species, as far as external characters go, might be the parent of several domestic races; but, though it crosses readily with the true rock-pigeon, the offspring, as we shall presently see, are sterile hybrids, and of such sterility there is not a trace when the domestic races are intercrossed. It should also be observed that if we were to admit, against all probability, that any of the foregoing five or six species were the parents of some of our domestic pigeons, not the least light would be thrown on the chief differences between the eleven most strongly-marked races.

We now come to the best known rock-pigeon, the *Columba livia*, which is often designated in Europe pre-eminently as the Rock-pigeon, and which naturalists believe to be the parent of all the domesticated breeds. This bird agrees in every essential character with the breeds which have been only slightly modified. It differs from all other species in being of a slaty-blue colour, with two black bars on the wings, and with the croup (or loins) white. Occasionally birds are seen in Faroe and the Hebrides with the black bars replaced by two or three black spots; this form has been named by Brehm⁹ *C. amalia*, but this species has not been admitted as distinct by other ornithologists. Graba¹⁰ even found a difference between the wing-bars of the same bird in Faroe. Another and rather more distinct form is either truly wild or has become feral on the cliffs of England, and was doubtfully named by Mr. Blyth¹¹ as *C. affinis*, but is now no longer considered by him as a distinct species. *C. affinis* is rather smaller than the rock-pigeon of the Scottish islands, and has a very different appearance owing to the wing-coverts being chequered with black, with similar marks often extending over the back. The chequering consists of a large black spot on the two sides, but chiefly on the outer side, of each feather. The wing-bars in the true rock-pigeon and in the chequered variety are, in fact, due to similar though larger spots symmetrically crossing the secondary wing-feather and the larger coverts. Hence the chequering arises merely from an extension of these marks to other parts of the plumage. Chequered birds are not confined to the coasts of England; for

The *C. leucocephala* of the West Indies is stated by Temminck to be a rock-pigeon; but I am informed by Mr. Gosse that this is an error.

⁹ 'Handbuch der Naturgesch. Vogel Deutschlands.'

¹⁰ 'Tagebuch Reise nach Faro,' 1830, s. 62.

¹¹ 'Annals and Mag. of Nat. Hist.,' vol. xix., 1847, p. 102. This excellent paper on pigeons is well worth consulting.

J.A.S

they were found by Graba at Faroe; and W. Thompson¹² says that at Islay fully half the wild rock-pigeons were chequered. Colonel King, of Hythe, stocked his dovecot with young wild birds which he himself procured from nests at the Orkney Islands; and several specimens, kindly sent to me by him, were all plainly chequered. As we thus see that chequered birds occur mingled with the true rock-pigeon at three distinct sites, namely, Faroe, the Orkney Islands, and Islay, no importance can be attached to this natural variation in the plumage.

Prince C. L. Bonaparte,¹³ a great divider of species, enumerates, with a mark of interrogation, as distinct from *C. livia*, the *C. turricola* of Italy, the *C. rupestris* of Daouria, and the *C. Schimperii* of Abyssinia; but these birds differ from *C. livia* in characters of the most trifling value. In the British Museum there is a chequered pigeon, probably the *C. Schimperii* of Bonaparte, from Abyssinia. To these may be added the *C. gymnoocelus* of G. R. Gray from W. Africa, which is slightly more distinct, and has rather more naked skin round the eyes than the rock-pigeon; but from information given me by Dr. Daniell, it is doubtful whether this is a wild bird, for dovecot-pigeons (which I have examined) are kept on the coast of Guinea.

The wild rock-pigeon of India (*C. intermedia* of Strickland) has been more generally accepted as a distinct species. It chiefly differs in the croup being blue instead of snow-white; but as Mr. Blyth informs me, the tint varies, being sometimes albescent. When this form is domesticated chequered birds appear, just as occurs in Europe with the truly wild *C. livia*. Moreover we shall immediately have proof that the blue and white croup is a highly variable character; and Bechstein¹⁴ asserts that with dovecot-pigeons in Germany this is the most variable of all the characters of the plumage. Hence it may be concluded that *C. intermedia* cannot be ranked as specifically distinct from *C. livia*.

In Madeira there is a rock-pigeon which a few ornithologists have suspected to be distinct from *C. livia*. I have examined numerous specimens collected by Mr. E. V. Harcourt and Mr. Mason. They are rather smaller than the rock-pigeon from the Shetland Islands, and their beaks are plainly thinner; but the thickness of the beak varied in the several specimens. In plumage there is remarkable diversity; some specimens are identical in every feather (I speak after actual comparison) with the rock-pigeon of the Shetland Islands; others are chequered, like *C. affinis* from the cliffs of England, but generally to a greater degree, being almost black over the whole back; others are identical with the so-called *C. intermedia* of India in the degree of blueness of the croup; whilst others have this part very pale or very dark blue, and are likewise chequered. So much variability raises a strong suspicion that these birds are domestic pigeons which have become feral.

¹² 'Natural History of Ireland,' Birds, vol. ii. (1850), p. 11. For Graba, see previous reference.

¹³ 'Coup-d'œil sur l'Ordre des Pi-

geons,' Comptes Rendus, 1854-55.

¹⁴ 'Naturgesch. Deutschlands,' Band iv., 1795, s. 14.

From these facts it can hardly be doubted that *C. livia*, *affinis*, *intermedia*, and the forms marked with an interrogation by Bonaparte, ought all to be included under a single species. But it is quite immaterial whether or not they are thus ranked, and whether some one of these forms or all are the progenitors of the various domestic kinds, as far as any light is thus thrown on the differences between the more strongly-marked races. That common dove-cot-pigeons, which are kept in various parts of the world, are descended from one or from several of the above-mentioned wild varieties of *C. livia*, no one who compares them will doubt. But before making a few remarks on dove-cot-pigeons, it should be stated that the wild rock-pigeon has been found easy to tame in several countries. We have seen that Colonel King at Hythe stocked his dove-cot more than twenty years ago with young wild birds taken at the Orkney Islands, and since this time they have greatly multiplied. The accurate Macgillivray¹⁵ asserts that he completely tamed a wild rock-pigeon in the Hebrides; and several accounts are on record of these pigeons having bred in dove-cots in the Shetland Islands. In India, as Captain Hutton informs me, the wild rock-pigeon is easily tamed, and breeds readily with the domestic kind; and Mr. Blyth¹⁶ asserts that wild birds come frequently to the dove-cots and mingle freely with their inhabitants. In the ancient 'Ayoon Akbery' it is written that, if a few wild pigeons be taken, "they are speedily joined by a thousand others of their kind."

Dove-cot-pigeons are those which are kept in dove-cots in a semi-domesticated state; for no special care is taken of them, and they procure their own food, except during the severest weather. In England, and, judging from MM. Boitard and Corbié's work, in France, the common dove-cot-pigeon exactly resembles the chequered variety of *C. livia*; but I have seen dove-cots brought from Yorkshire, without any trace of chequering, like the wild rock-pigeon of the Shetland Islands. The chequered dove-cots from the Orkney Islands, after having been domesticated by Colonel King for more than twenty years, differed slightly from each other in the darkness of their plumage, and in the thickness of their beaks; the thinnest beak being rather thicker than the thickest one in the Madeira birds. In Germany, according to Bechstein, the common dove-cot-pigeon is not chequered. In India they often become chequered, and sometimes pied with white; the crop also, as I am informed by Mr. Blyth, becomes nearly white. I have received from Sir J. Brooke some dove-cot-pigeons,

¹⁵ 'History of British Birds,' vol. i. pp. 275-284. Mr. Andrew Duncan tamed a rock-pigeon in the Shetland Islands. Mr. James Barclay, and Mr. Smith of Uyea Sound, both say that the wild rock-pigeon can be easily tamed; and the former gentleman asserts that the tamed birds breed four times a year. Dr. Lawrence Edmondstone informs me that a wild rock-

pigeon came and settled in his dove-cot in Balta Sound in the Shetland Islands, and bred with his pigeons; he has also given me other instances of the wild rock-pigeon having been taken young and breeding in captivity.

¹⁶ 'Annals and Mag. of Nat. History,' vol. xix., 1847, p. 103, and vol. for 1857, p. 512. *See also* *Trans. J. A. S. S.* 1857. XX.

which originally came from the S. Natunas Islands in the Malay archipelago, and which had been crossed with the Singapore doves; they were small, and the darkest variety was extremely like the dark chequered variety with a blue croup from Madeira; but the beak was not so thin, though decidedly thinner than in the rock-pigeon from the Shetland Islands. A dove-cot-pigeon sent to me by Mr. Swinhoe from Foochow, in China, was likewise rather small, but differed in no other respect. I have also received, through the kindness of Dr. Daniell, four living dove-cot-pigeons from Sierra Leone;¹⁷ these were fully as large as the Shetland rock-pigeon, with even bulkier bodies. In plumage some of them were identical with the Shetland rock-pigeon, but with the metallic tints apparently rather more brilliant; others had a blue croup and resembled the chequered variety of *C. intermedia* of India; and some were so much chequered as to be nearly black. In these four birds the beak differed slightly in length, but in all it was decidedly shorter, more massive, and stronger than in the wild rock-pigeon from the Shetland Islands, or in the English dove-cot. When the beaks of these African pigeons were compared with the thinnest beaks of the wild Madeira specimens, the contrast was great; the former being fully one-third thicker in a vertical direction than the latter; so that any one at first would have felt inclined to rank these birds as specifically distinct; yet so perfectly graduated a series could be formed between the above-mentioned varieties, that it was obviously impossible to separate them.

To sum up: the wild *Columba livia*, including under this name *C. affinis*, *intermedia*, and the other still more closely-affined geographical races, has a vast range from the southern coast of Norway and the Faroe Islands to the shores of the Mediterranean, to Madeira and the Canary Islands, to Abyssinia, India, and Japan. It varies greatly in plumage, being in many places chequered with black, and having either a white or blue croup or loins; it varies also slightly in the size of the beak and body. Dove-cot-pigeons, which no one disputes are descended from one or more of the above wild forms, present a similar but greater range of variation in plumage, in the size of body, and in the length and thickness of the beak. There seems to be some relation between the croup being blue or white, and the temperature of the country inhabited by both wild and dove-cot pigeons; for nearly all the dove-cot-pigeons in the northern parts of Europe have a white croup, like that of the wild European

¹⁷ Domestic pigeons of the common kind are mentioned as being pretty numerous in John Barbut's 'Description of the Coast of Guinea' (p. 215),

published in 1746; they are said, in accordance with the name which they bear, to have been imported.

rock-pigeon; and nearly all the dovecot-pigeons of India have a blue croup like that of the wild *C. intermedia* of India. As in various countries the wild rock-pigeon has been found easy to tame, it seems extremely probable that the dovecot-pigeons throughout the world are the descendants of at least two and perhaps more wild stocks, but these, as we have just seen, cannot be ranked as specifically distinct.

With respect to the variation of *C. livia*, we may without fear of contradiction go one step further. Those pigeon-fanciers who believe that all the chief races, such as Carriers, Pouters, Fantails, &c., are descended from distinct aboriginal stocks, yet admit that the so-called toy-pigeons, which differ from the rock-pigeon in little except in colour, are descended from this bird. By toy-pigeons are meant such birds as Spots, Nuns, Helmets, Swallows, Priests, Monks, Porcelains, Swabians, Archangels, Breasts, Shields, and others in Europe, and many others in India. It would indeed be as puerile to suppose that all these birds are descended from so many distinct wild stocks as to suppose this to be the case with the many varieties of the gooseberry, heartsease, or dahlia. Yet these pigeons all breed true, and many of them present sub-varieties which likewise truly transmit their character. They differ greatly from each other and from the rock-pigeon in plumage, slightly in size and proportions of body, in size of feet, and in the length and thickness of their beaks. They differ from each other in these respects more than do dovecot-pigeons. Although we may safely admit that the latter, which vary slightly, and that the toy-pigeons, which vary in a greater degree in accordance with their more highly-domesticated condition, are descended from *C. livia*, including under this name the above-enumerated wild geographical races; yet the question becomes far more difficult when we consider the eleven principal races, most of which have been so profoundly modified. It can, however, be shown, by indirect evidence of a perfectly conclusive nature, that these principal races are not descended from so many wild stocks; and if this be once admitted, few will dispute that they are the descendants of *C. livia*, which agrees with them so closely in habits and in most characters, which varies in a state of nature, and which has certainly under-

gone a considerable amount of variation, as in the toy-pigeons. We shall moreover presently see how eminently favourable circumstances have been for a great amount of modification in the more carefully tended breeds.

The reasons for concluding that the several principal races have not descended from so many aboriginal and unknown stocks may be grouped under the following six heads:—*Firstly*, if the eleven chief races have not arisen from the variation of some one species, together with its geographical races, they must be descended from several extremely distinct aboriginal species; for no amount of crossing between only six or seven wild forms could produce races so distinct as pouters, carriers, runts, fantails, turbits, short-faced tumblers, jacobins, and trumpeters. How could crossing produce, for instance, a pouter or a fantail, unless the two supposed aboriginal parents possessed the remarkable characters of these breeds? I am aware that some naturalists, following Pallas, believe that crossing gives a strong tendency to variation, independently of the characters inherited from either parent. They believe that it would be easier to raise a pouter or fantail pigeon from crossing two distinct species, neither of which possessed the characters of these races, than from any single species. I can find few facts in support of this doctrine, and believe in it only to a limited degree; but in a future chapter I shall have to recur to this subject. For our present purpose the point is not material. The question which concerns us is, whether or not many new and important characters have arisen since man first domesticated the pigeon. On the ordinary view, variability is due to changed conditions of life; on the Pallasian doctrine, variability, or the appearance of new characters, is due to some mysterious effect from the crossing of two species, neither of which possess the characters in question. In some few instances it is credible, though for several reasons not probable, that well-marked races have been formed by crossing; for instance, a barb might perhaps have been formed by a cross between a long-beaked carrier, having large eye-wattles, and some short-beaked pigeon. That many races have been in some degree modified by crossing, and that certain varieties which are distinguished only by peculiar tints have arisen from crosses between differently-coloured

varieties, may be admitted as almost certain. On the doctrine, therefore, that the chief races owe their differences to their descent from distinct species, we must admit that at least eight or nine, or more probably a dozen species, all having the same habit of breeding and roosting on rocks and living in society, either now exist somewhere, or formerly existed but have become extinct as wild birds. Considering how carefully wild pigeons have been collected throughout the world, and what conspicuous birds they are, especially when frequenting rocks, it is extremely improbable that eight or nine species, which were long ago domesticated and therefore must have inhabited some anciently known country, should still exist in the wild state and be unknown to ornithologists.

The hypothesis that such species formerly existed, but have become extinct, is in some slight degree more probable. But the extinction of so many species within the historical period is a bold hypothesis, seeing how little influence man has had in exterminating the common rock-pigeon, which agrees in all its habits of life with the domestic races. The *C. livia* now exists and flourishes on the small northern islands of Faroe, on many islands off the coast of Scotland, on Sardinia and the shores of the Mediterranean, and in the centre of India. Fanciers have sometimes imagined that the several supposed parent-species were originally confined to small islands, and thus might readily have been exterminated; but the facts just given do not favour the probability of their extinction, even on small islands. Nor is it probable, from what is known of the distribution of birds, that the islands near Europe should have been inhabited by peculiar species of pigeons; and if we assume that distant oceanic islands were the homes of the supposed parent-species, we must remember that ancient voyages were tediously slow, and that ships were then ill-provided with fresh food, so that it would not have been easy to bring home living birds. I have said ancient voyages, for nearly all the races of the pigeon were known before the year 1600, so that the supposed wild species must have been captured and domesticated before that date. / 2

Secondly.—The doctrine that the chief domestic races have descended from several aboriginal species, implies that several

species were formerly so thoroughly domesticated as to breed readily when confined. Although it is easy to tame most wild birds, experience shows us that it is difficult to get them to breed freely under confinement; although it must be owned that this is less difficult with pigeons than with most other birds. During the last two or three hundred years, many birds have been kept in aviaries, but hardly one has been added to our list of thoroughly reclaimed species; yet on the above doctrine we must admit that in ancient times nearly a dozen kinds of pigeons, now unknown in the wild state, were thoroughly domesticated.

Thirdly.—Most of our domesticated animals have run wild in various parts of the world; but birds, owing apparently to their partial loss of the power of flight, less often than quadrupeds. Nevertheless I have met with accounts showing that the common fowl has become feral in South America and perhaps in West Africa, and on several islands: the turkey was at one time almost feral on the banks of the Parana; and the Guinea-fowl has become perfectly wild at Ascension and in Jamaica. In this latter island the peacock, also, "has become a maroon bird." The common duck wanders from its home and becomes almost wild in Norfolk. Hybrids between the common and musk-duck which have become wild have been shot in North America, Belgium, and near the Caspian Sea. The goose is said to have run wild in La Plata. The common dovecot-pigeon has become wild at Juan Fernandez, Norfolk Island, Ascension, probably at Madeira, on the shores of Scotland, and, as is asserted, on the banks of the Hudson in North America.¹⁸ But how different is the case, when we turn

¹⁸ With respect to feral pigeons—for Juan Fernandez, see Bertero in 'Annal. des Sc. Nat.' tom. xxi. p. 351. For Norfolk Island, see Rev. E. S. Dixon in the 'Dovecot,' 1851, p. 14, on the authority of Mr. Gould. For Ascension I rely on MS. information given me by Mr. Layard. For the banks of the Hudson, see Blyth in 'Annals of Nat. Hist.' vol. xx., 1857, p. 511. For Scotland, see Macgillivray, 'British Birds,' vol. i. p. 275; also Thompson's 'Nat. History of Ireland, Birds,' vol. ii. p. 11.

For ducks, see Rev. E. S. Dixon, 'Ornamental Poultry,' 1847, p. 122. For the feral hybrids of the common and musk-ducks, see Audubon's 'American Ornithology,' and Selys-Longchamps's 'Hybrides dans la Famille des Anatides.' For the goose, Isidore Geoffroy St. Hilaire, 'Hist. Nat. Gén.' tom. iii. p. 498. For guinea-fowls, see Gosse's 'Naturalist's Sojourn in Jamaica,' p. 124; and his 'Birds of Jamaica' for fuller particulars. I saw the wild guinea-fowl in Ascension. For the peacock, see 'A Week at

to the eleven chief domestic races of the pigeon, which are supposed by some authors to be descended from so many distinct species! no one has ever pretended that any one of these races has been found wild in any quarter of the world; yet they have been transported to all countries, and some of them must have been carried back to their native homes. On the view that all the races are the product of variation, we can understand why they have not become feral, for the great amount of modification which they have undergone shows how long and how thoroughly they have been domesticated; and this would unfit them for a wild life.

Fourthly.—If it be assumed that the characteristic differences between the various domestic races are due to descent from several aboriginal species, we must conclude that man chose for domestication in ancient times, either intentionally or by chance, a most abnormal set of pigeons; for that species resembling such birds as pouters, fantails, carriers, barbs, short-faced tumblers, turbits, &c., would be in the highest degree abnormal, as compared with all the existing members of the great pigeon-family, cannot be doubted. Thus we should have to believe that man not only formerly succeeded in thoroughly domesticating several highly abnormal species, but that these same species have since all become extinct, or are at least now unknown. This double accident is so extremely improbable that the assumed existence of so many abnormal species would require to be supported by the strongest evidence. On the other hand, if all the races are descended from *C. livia*, we can understand, as will hereafter be more fully explained, how any slight deviation in structure which first appeared would continually be augmented by the preservation of the most strongly marked individuals; and as the power of selection would be applied according to man's fancy, and not for the bird's own good, the accumulated amount of deviation would certainly be of an abnormal nature in comparison with the structure of pigeons living in a state of nature.

I have already alluded to the remarkable fact, that the cha-

Port Royal,' by a competent authority, Mr. B. Hill, p. 42. For the turkey I rely on oral information; I ascertained

that they were not Curassows. With respect to fowls I will give the references in the next chapter.

racteristic differences between the chief domestic races are eminently variable: we see this plainly in the great difference in the number of the tail-feathers in the fantail, in the development of the crop in pouters, in the length of the beak in tumblers, in the state of the wattle in carriers, &c. If these characters are the result of successive variations added together by selection, we can understand why they should be so variable: for these are the very parts which have varied since the domestication of the pigeon, and therefore would be likely still to vary; these variations moreover have been recently, and are still being accumulated by man's selection; therefore they have not as yet become firmly fixed.

Fifthly.—All the domestic races pair readily together, and, what is equally important, their mongrel offspring are perfectly fertile. To ascertain this fact I made many experiments, which are given in the note below; and recently Mr. Tegetmeier has made similar experiments with the same result.¹⁹ The accurate Neumeister²⁰ asserts that when doves

¹⁹ I have drawn out a long table of the various crosses made by fanciers between the several domestic breeds, but I do not think it worth publishing. I have myself made for this special purpose many crosses, and all were perfectly fertile. I have united in one bird five of the most distinct races, and with patience I might undoubtedly have thus united all. The case of five distinct breeds being blended together with unimpaired fertility is important, because Gärtner has shown that it is a very general, though not, as he thought, universal rule, that complex crosses between several species are excessively sterile. I have met with only two or three cases of reported sterility in the offspring of certain races when crossed. Von Pistor ('Das Ganze der Feld-taubenzucht,' 1831, s. 15) asserts that the mongrels from barbs and fantails are sterile: I have proved this to be erroneous, not only by crossing these hybrids with several other hybrids of the same parentage, but by the more severe test of pairing brother and sister hybrids *inter se*, and they were perfectly fertile. Temminck has

stated ('Hist. Nat. Gén. des Pigeons,' tom. i. p. 197) that the turbit or owl will not cross readily with other breeds: but my turbits crossed, when left free, with almond tumblers and with trumpeters; the same thing has occurred (Rev. E. S. Dixon, 'The Dovecot,' p. 107) between turbits and doves and nuns. I have crossed turbits with barbs, as has M. Boitard (p. 34), who says the hybrids were very fertile. Hybrids from a turbit and fantail have been known to breed *inter se* (Riedel, Taubenzucht, s. 25, and Bechstein, 'Naturgesch. Deutsch,' B. iv. s. 44). Turbits (Riedel, s. 26) have been crossed with pouters and with jacobins, and with a hybrid jacobin-trumpeter (Riedel, s. 27). The latter author has, however, made some vague statements (s. 22) on the sterility of turbits when crossed with certain other crossed breeds. But I have little doubt that the Rev. E. S. Dixon's explanation of such statements is correct, viz. that individual birds both with turbits and other breeds are occasionally sterile.

²⁰ 'Das Ganze der Taubenzucht,' s. 18.

are crossed with pigeons of any other breed, the mongrels are extremely fertile and hardy. MM. Boitard and Corbié²¹ affirm, after their great experience, that with crossed pigeons the more distinct the breeds, the more productive are their mongrel offspring. I admit that the doctrine first broached by Pallas is highly probable, if not actually proved, namely, that closely allied species, which in a state of nature or when first captured would have been in some degree sterile when crossed, lose this sterility after a long course of domestication; yet when we consider the great difference between such races as pouters, carriers, runts, fantails, turbits, tumblers, &c., the fact of their perfect, or even increased, fertility when intercrossed in the most complicated manner becomes a strong argument in favour of their having all descended from a single species. This argument is rendered much stronger when we hear (I append in a note²²

²¹ 'Les Pigeons,' &c., p. 35.

²² Domestic pigeons pair readily with the allied *C. oenas* (Bechstein, 'Naturgesch. Deutschlands,' B. iv. s. 3); and Mr. Brent has made the same cross several times in England, but the young were very apt to die at about ten days old; one hybrid which he reared (from *C. oenas* and a male Antwerp carrier) paired with a dragon, but never laid eggs. Bechstein further states (s. 26) that the domestic pigeon will cross with *C. palumbus*, *Turtur risoria*, and *T. vulgaris*, but nothing is said of the fertility of the hybrids, and this would have been mentioned had the fact been ascertained. In the Zoological Gardens (MS. report to me from Mr. James Hunt) a male hybrid from *Turtur vulgaris* and a domestic pigeon "paired with several different species of pigeons and doves, but none of the eggs were good." Hybrids from *C. oenas* and *gymnophthalmos* were sterile. In Loudon's 'Mag. of Nat. Hist.' vol. vii. 1834, p. 154, it is said that a male hybrid (from *Turtur vulgaris* male, and the cream-coloured *T. risoria* female) paired during two years with a female *T. risoria*, and the latter laid many eggs, but all were sterile. MM. Boitard and Corbié ('Les Pigeons,' p. 235)

state that the hybrids from these two turtle-doves are invariably sterile both *inter se* and with either pure parent. The experiment was tried by M. Corbié "avec une espèce d'obstination;" and likewise by M. Manduyt, and by M. Vieillot. Temminck also found the hybrids from these two species quite barren. Therefore, when Bechstein ('Naturgesch. Vogel. Deutschlands,' B. 4, s. 101) asserts that the hybrids from these two turtle-doves propagate *inter se* equally well with pure species, and when a writer in the 'Field' newspaper (in a letter dated Nov. 10th, 1858) makes a similar assertion, it would appear that there must be some mistake; though what the mistake is I know not, as Bechstein at least must have known the white variety of *T. risoria*; it would be an unparalleled fact if the same two species sometimes produced *extremely* fertile, and sometimes *extremely* barren, offspring. In the MS. report from the Zoological Gardens it is said that hybrids from *Turtur vulgaris* and *suratensis*, and from *T. vulgaris* and *Ectopistes migratorius*, were sterile. Two of the latter male hybrids paired with their pure parents, viz. *Turtur vulgaris* and the *Ectopistes*, and likewise with *T. risoria* and with *Columba oenas*, and

all the cases which I have collected) that hardly a single well-ascertained instance is known of hybrids between two true species of pigeons being fertile, *inter se*, or even when crossed with one of their pure parents.

Sixthly.—Excluding certain important characteristic differences, the chief races agree most closely both with each other and with *C. livia* in all other respects. As previously observed, all are eminently sociable; all dislike to perch or roost, and refuse to build in trees; all lay two eggs, and this is not a universal rule with the Columbidae; all, as far as I can hear, require the same time for hatching their eggs; all can endure the same great range of climate; all prefer the same food, and are passionately fond of salt; all exhibit (with the asserted exception of the finnikin and turner, which do not differ much in any other character) the same peculiar gestures when courting the females; and all (with the exception of trumpeters and laughers, which likewise do not differ much in any other character) coo in the same peculiar manner, unlike the voice of any other wild pigeon. All the coloured breeds display the same peculiar metallic tints on the breast, a character far from general with pigeons. Each race presents nearly the same range of variation in colour; and in most of the races we have the same singular correlation between the development of down in the young and the future colour of plumage. All have the proportional length of their toes, and of their primary wing-feathers, nearly the same,—characters which are apt to differ in the several members of the Columbidae. In those races which present some remarkable deviation of structure, such as in the tail of fantails, crop of pouters, beak of carriers and tumblers, &c., the other parts remain nearly unaltered. Now every naturalist will admit that it would be scarcely possible to pick out a dozen natural species in any Family, which should agree closely in habits and in general structure, and yet should differ greatly in a few cha-

many eggs were produced, but all were barren. At Paris, hybrids have been raised (Isid. Geoffroy Saint Hilaire, 'Hist. Nat. Générale,' tom. iii. p. 180) from *Turtur auritus* with *T. cambovensis* and with *T. suratensis*; but nothing is said of their fertility. At

the Zoological Gardens of London the *Goura coronata* and *victoria* produced a hybrid, which paired with the pure *G. coronata*, and laid several eggs, but these proved barren. In 1860 *Columba gymnophthalmos* and *maculosa* produced hybrids in these same gardens.

acters alone. This fact is explicable through the doctrine of natural selection; for each successive modification of structure in each natural species is preserved, solely because it is of service; and such modifications when largely accumulated imply a great change in the habits of life, and this will almost certainly lead to other changes of structure throughout the whole organisation. On the other hand, if the several races of the pigeon have been produced by man through selection and variation, we can readily understand how it is that they should still all resemble each other in habits and in those many characters which man has not cared to modify, whilst they differ to so prodigious a degree in those parts which have struck his eye or pleased his fancy.

Besides the points above enumerated, in which all the domestic races resemble *C. livia* and each other, there is one which deserves special notice. The wild rock-pigeon is of a slaty-blue colour; the wings are crossed by two black bars; the croup varies in colour, being generally white in the pigeon of Europe, and blue in that of India; the tail has a black bar close to the end, and the outer webs of the outer tail-feathers are edged with white, except near the tips. These combined characters are not found in any wild pigeon besides *C. livia*. I have looked carefully through the great collection of pigeons in the British Museum, and I find that a dark bar at the end of the tail is common; that the white edging to the outer tail-feathers is not rare; but that the white croup is extremely rare, and the two black bars on the wings occur in no other pigeon, excepting the alpine *C. leuconota* and *C. rupestris* of Asia. Now if we turn to the domestic races, it is highly remarkable, as an eminent fancier, Mr. Wicking, observed to me, that, whenever a blue bird appears in any race, the wings almost invariably show the double black bars.²³ The primary wing-feathers may be white or black, and the whole body may be

²³ There is one exception to the rule, namely in a sub-variety of the swallow of German origin, which is figured by Neumeister, and was shown to me by Mr. Wicking. This bird is blue, but has not the black wing-bars; for our object, however, in tracing the descent of the chief races, this exception

signifies the less as the swallow approaches closely in structure to *C. livia*. In many sub-varieties, the black bars are replaced by bars of various colours. The figures given by Neumeister are sufficient to show that, if the wings alone are blue, the black wing-bars appear.

of any colour, but if the wing-coverts alone are blue, the two black bars surely appear. I have myself seen, or acquired trustworthy evidence, as given below,²⁴ of blue birds with black bars on the wing, with the croup either white or very pale or dark blue, with the tail having a terminal black bar, and with the outer feathers externally edged with white or very pale coloured, in the following races, which, as I carefully observed in each case, appeared to be perfectly pure: namely, in Pouters, Fantails, Tumblers, Jacobins, Turbits, Barbs, Carriers, Runts of three distinct varieties, Trumpeters, Swallows, and in many other toy-pigeons, which, as being closely allied to *C. livia*, are not worth enumerating. Thus we see that, in purely-bred races of every kind known in Europe, blue birds occasionally appear having all the marks which characterise *C. livia*, and which concur in no other wild species. Mr. Blyth, also, has made the same observation with respect to the various domestic races known in India.

Certain variations in the plumage are equally common in the wild *C. livia*, in dovecot-pigeons, and in all the most highly modified races. Thus, in all, the croup varies from white to

²⁴ I have observed blue birds with all the above-mentioned marks in the following races, which seemed to be perfectly pure, and were shown at various exhibitions. Pouters, with the double black wing-bars, with white croup, dark bar to end of tail, and white edging to outer tail-feathers. Turbits, with all these same characters. Fantails, with the same; but the croup in some was bluish or pure blue: Mr. Wicking bred blue fantails from two black birds. Carriers (including the Bagadotten of Neumeister), with all the marks: two birds which I examined had white, and two had blue croups; the white edging to the outer tail-feathers was not present in all. Mr. Corker, a great breeder, assures me that, if black carriers are mated for many successive generations, the offspring become first ash-coloured, and then blue with black wing-bars. Runts of the elongated breed had the same marks, but the croup was pale blue; the outer tail-feathers had white edges. Neumeister figures the

great Florence Runt of a blue colour with black bars. Jacobins are very rarely blue, but I have received authentic accounts of at least two instances of the blue variety with black bars having appeared in England: blue jacobins were bred by Mr. Brent from two black birds. I have seen common tumblers, both Indian and English, and short-faced tumblers, of a blue colour, with black wing-bars, with the black bar at the end of the tail, and with the outer tail-feathers edged with white; the croup in all was blue, or extremely pale blue, never absolutely white. Blue barbs and trumpeters seem to be excessively rare; but Neumeister, who may be implicitly trusted, figures blue varieties of both, with black wing-bars. Mr. Brent informs me that he has seen a blue barb; and Mr. H. Weir, as I am informed by Mr. Tegetmeier, once bred a silver (which means very pale blue) barb from two yellow birds.

blue, being most frequently white in Europe, and very generally blue in India.²⁵ We have seen that the wild *C. livia* in Europe, and dovescots in all parts of the world, often have the upper wing-coverts chequered with black; and all the most distinct races, when blue, are occasionally chequered in precisely the same manner. Thus I have seen Pouters, Fantails, Carriers, Turbits, Tumblers (Indian and English), Swallows, Bald-pates, and other toy-pigeons blue and chequered; and Mr. Esquilant has seen a chequered Runt. I bred from two pure blue Tumblers a chequered bird.

The facts hitherto given refer to the occasional appearance in pure races of blue birds with black wing-bars, and likewise of blue and chequered birds; but it will now be seen that when two birds belonging to distinct races are crossed, neither of which have, nor probably have had during many generations, a trace of blue in their plumage, or a trace of wing-bars and the other characteristic marks, they very frequently produce mongrel offspring of a blue colour, sometimes chequered, with black wing-bars, &c.; or if not of a blue colour, yet with the several characteristic marks more or less plainly developed. I was led to investigate this subject from MM. Boitard and Corbié²⁶ having asserted that from crosses between certain breeds it is rare to get anything but bisets or dovescot-pigeons, which, as we know, are blue birds with the usual characteristic marks. We shall hereafter see that this subject possesses, independently of our present object, considerable interest, so that I will give the results of my own trials in full. I selected for experiment races which, when pure, very seldom produce birds of a blue colour, or have bars on their wings and tail.

The nun is white, with the head, tail, and primary wing-feathers black; it is a breed which was established as long ago

²⁵ Mr. Blyth informs me that all the domestic races in India have the croup blue; but this is not invariable, for I possess a very pale blue Simali pigeon with the croup perfectly white, sent to me by Sir W. Elliot from Madras. A slaty-blue and chequered Nakhahi pigeon has some white feathers on the croup

alone. In some other Indian pigeons there were a few white feathers confined to the croup, and I have noticed the same fact in a carrier from Persia. The Java fantail (imported into Amoy, and thence sent me) has a perfectly white croup.

²⁶ 'Les Pigeons,' &c., p. 37.

as the year 1600. I crossed a male nun with a female red common tumbler, which latter variety generally breeds true. Thus neither parent had a trace of blue in the plumage, or of bars on the wing and tail. I should premise that common tumblers are rarely blue in England. From the above cross I reared several young: one was red over the whole back, but with the tail as blue as that of the rock-pigeon; the terminal bar, however, was absent, but the outer feathers were edged with white: a second and third nearly resembled the first, but the tail in both presented a trace of the bar at the end: a fourth was brownish, and the wings showed a trace of the double bar: a fifth was pale blue over the whole breast, back, croup, and tail, but the neck and primary wing-feathers were reddish; the wings presented two distinct bars of a red colour; the tail was not barred, but the outer feathers were edged with white. I crossed this last curiously coloured bird with a black mongrel of complicated descent, namely, from a black barb, a spot, and almond tumbler, so that the two young birds produced from this cross included the blood of five varieties, none of which had a trace of blue or of wing and tail bars: one of the two young birds was brownish-black, with black wing-bars; the other was reddish-dun, with reddish wing-bars, paler than the rest of the body, with the croup pale blue, the tail bluish, with a trace of the terminal bar.

Mr. Eaton²⁷ matched two short-faced tumblers, namely, a splash cock and kite hen (neither of which are blue or barred), and from the first nest he got a perfect blue bird, and from the second a silver or pale blue bird, both of which, in accordance with all analogy, no doubt presented the usual characteristic marks.

I crossed two male black barbs with two female red spots. These latter have the whole body and wings white, with a spot on the forehead, the tail and tail-coverts red; the race existed at least as long ago as 1676, and now breeds perfectly true, as was known to be the case in the year 1735.²⁸ Barbs are uniformly-coloured birds, with rarely even a trace of bars on the wing or tail; they are known to breed very true. The mongrels thus raised were black or nearly black, or dark or pale brown,

²⁷ 'Treatise on Pigeons,' 1858, p. 145.

²⁸ J. Moore's 'Columbarium,' 1735, in J. M. Eaton's edition, 1852, p. 71.

sometimes slightly piebald with white: of these birds no less than six presented double wing-bars; in two the bars were conspicuous and quite black; in seven some white feathers appeared on the croup; and in two or three there was a trace of the terminal bar to the tail, but in none were the outer tail-feathers edged with white.

I crossed black barbs (of two excellent strains) with purely-bred, snow-white fantails. The mongrels were generally quite black, with a few of the primary wing and tail-feathers white: others were dark reddish-brown, and others snow-white: none had a trace of wing-bars or of the white croup. I then paired together two of these mongrels, namely, a brown and black bird, and their offspring displayed wing-bars, faint, but of a darker brown than the rest of body. In a second brood from the same parents a brown bird was produced, with several white feathers confined to the croup.

I crossed a male dun dragon belonging to a family which had been dun-coloured without wing-bars during several generations, with a uniform red barb (bred from two black barbs); and the offspring presented decided but faint traces of wing-bars. I crossed a uniform red male runt with a white trumpeter; and the offspring had a slaty-blue tail, with a bar at the end, and with the outer feathers edged with white. I also crossed a female black and white chequered trumpeter (of a different strain from the last) with a male almond-tumbler, neither of which exhibited a trace of blue, or of the white croup, or of the bar at end of tail: nor is it probable that the progenitors of these two birds had for many generations exhibited any of these characters, for I have never even heard of a blue trumpeter in this country, and my almond-tumbler was purely bred; yet the tail of this mongrel was bluish, with a broad black bar at the end, and the croup was perfectly white. It may be observed in several of these cases, that the tail first shows a tendency to become by reversion blue; and this fact of the persistency of colour in the tail and tail-coverts²⁹ will surprise no one who has attended to the crossing of pigeons.

²⁹ I could give numerous examples; two will suffice. A mongrel, whose four grandparents were a white turbit, white trumpeter, white fantail, and blue pointer, was white all over, except a very few feathers about the head and on the

The last case which I will give is the most curious. I paired a mongrel female barb-fantail with a mongrel male barb-spot; neither of which mongrels had the least blue about them. Let it be remembered that blue barbs are excessively rare; that spots, as has been already stated, were perfectly characterized in the year 1676, and breed perfectly true; this likewise is the case with white fantails, so much so that I have never heard of white fantails throwing any other colour. Nevertheless the offspring from the above two mongrels was of exactly the same blue tint as that of the wild rock-pigeon from the Shetland Islands over the whole back and wings; the double black wing-bars were equally conspicuous; the tail was exactly alike in all its characters, and the croup was pure white; the head, however, was tinted with a shade of red, evidently derived from the spot, and was of a paler blue than in the rock-pigeon, as was the stomach. So that two black barbs, a red spot, and a white fantail, as the four purely-bred grandparents, produced a bird of the same general blue colour, together with every characteristic mark, as in the wild *Columba livia*.

With respect to crossed breeds frequently producing blue birds chequered with black, and resembling in all respects both the dovecot-pigeon and the chequered wild variety of the rock-pigeon, the statement before referred to by MM. Boitard and Corbié would almost suffice; but I will give three instances of the appearance of such birds from crosses in which one alone of the parents or great-grandparents was blue, but not chequered. I crossed a male blue turbit with a snow-white trumpeter, and the following year with a dark, leaden-brown, short-faced tumbler; the offspring from the first cross were as perfectly chequered as any dovecot-pigeon; and from the second, so much so as to be nearly as black as the most darkly chequered rock-pigeon from Madeira. Another bird, whose great-grandparents were a white trumpeter, a white fantail, a white red-spot, a red runt, and a blue pouter, was slaty-blue and chequered exactly like a dovecot-pigeon. I may here

wings, but the whole tail and tail-coverts were dark bluish-grey. Another mongrel, whose four grandparents were a red runt, white trumpeter, white fantail, and the same blue pouter, was pure

white all over, except the tail and upper tail-coverts, which were pale fawn, and except the faintest trace of double wing-bars of the same pale fawn tint.

add a remark made to me by Mr. Wicking, who has had more experience than any other person in England in breeding pigeons of various colours: namely, that when a blue, or a blue and chequered bird, having black wing-bars, once appears in any race and is allowed to breed, these characters are so strongly transmitted that it is extremely difficult to eradicate them.

What, then, are we to conclude from this tendency in all the chief domestic races, both when purely bred and more especially when intercrossed, to produce offspring of a blue colour, with the same characteristic marks, varying in the same manner, as in *Columba livia*? If we admit that these races have all descended from *C. livia*, no breeder will doubt that the occasional appearance of blue birds thus characterised is accounted for on the well-known principle of "throwing back" or reversion. Why crossing should give so strong a tendency to reversion, we do not with certainty know; but abundant evidence of this fact will be given in the following chapters. It is probable that I might have bred even for a century pure black barbs, spots, nuns, white fantails, trumpeters, &c., without obtaining a single blue or barred bird; yet by crossing these breeds I reared in the first and second generation, during the course of only three or four years, a considerable number of young birds, more or less plainly coloured blue, and with most of the characteristic marks. When black and white, or black and red birds, are crossed, it would appear that a slight tendency exists in both parents to produce blue offspring, and that this, when combined, overpowers the separate tendency in either parent to produce black, or white, or red offspring.

If we reject the belief that all the races of the pigeon are the modified descendants of *C. livia*, and suppose that they are descended from several aboriginal stocks, then we must choose between the three following assumptions: firstly, that at least eight or nine species formerly existed which were aboriginally coloured in various ways, but have since varied in so exactly the same manner as to assume the colouring of *C. livia*; but this assumption throws not the least light on the appearance of such colours and marks when the races are crossed. Or secondly, we may assume that the aboriginal species

were all coloured blue, and had the wing-bars and other characteristic marks of *C. livia*,—a supposition which is highly improbable, as besides this one species no existing member of the Columbidae presents these combined characters; and it would not be possible to find any other instance of several species identical in plumage, yet as different in important points of structure as are pouters, fantails, carriers, tumblers, &c. Or lastly, we may assume that all the races, whether descended from *C. livia*, or from several aboriginal species, although they have been bred with so much care and are so highly valued by fanciers, have all been crossed within a dozen or score of generations with *C. livia*, and have thus acquired their tendency to produce blue birds with the several characteristic marks. I have said that it must be assumed that each race has been crossed with *C. livia* within a dozen, or, at the utmost, within a score of generations; for there is no reason to believe that crossed offspring ever revert to one of their ancestors when removed by a greater number of generations. In a breed which has been crossed only once, the tendency to reversion will naturally become less and less in the succeeding generations, as in each there will be less and less of the blood of the foreign breed; but when there has been no cross with a distinct breed, and there is a tendency in both parents to revert to some long-lost character, this tendency, for all that we can see to the contrary, may be transmitted undiminished for an indefinite number of generations. These two distinct cases of reversion are often confounded together by those who have written on inheritance.

Considering, on the one hand, the improbability of the three assumptions which have just been discussed, and, on the other hand, how simply the facts are explained on the principle of reversion, we may conclude that the occasional appearance in all the races, both when purely bred and more especially when crossed, of blue birds, sometimes chequered, with double wing-bars, with white or blue croups, with a bar at the end of the tail, and with the outer tail-feathers edged with white, affords an argument of the greatest weight in favour of the view that all are descended from *Columba livia*, including under this name the three or four wild varieties or sub-species before enumerated.

To sum up the six foregoing arguments, which are opposed to the belief that the chief domestic races are the descendants of at least eight or nine or perhaps a dozen species; for the crossing of any less number would not yield the characteristic differences between the several races. *Firstly*, the improbability that so many species should still exist somewhere, but be unknown to ornithologists, or that they should have become within the historical period extinct, although man has had so little influence in exterminating the wild *C. livia*. *Secondly*, the improbability of man in former times having thoroughly domesticated and rendered fertile under confinement so many species. *Thirdly*, these supposed species having nowhere become feral. *Fourthly*, the extraordinary fact that man should, intentionally or by chance, have chosen for domestication several species, extremely abnormal in character; and furthermore, the points of structure which render these supposed species so abnormal being now highly variable. *Fifthly*, the fact of all the races, though differing in many important points of structure, producing perfectly fertile mongrels; whilst all the hybrids which have been produced between even closely allied species in the pigeon-family are sterile. *Sixthly*, the remarkable statements just given on the tendency in all the races, both when purely bred and when crossed, to revert in numerous minute details of colouring to the character of the wild rock-pigeon, and to vary in a similar manner. To these arguments may be added the extreme improbability that a number of species formerly existed, which differed greatly from each other in some few points, but which resembled each other as closely as do the domestic races in other points of structure, in voice, and in all their habits of life. When these several facts and arguments are fairly taken into consideration, it would require an overwhelming amount of evidence to make us admit that the chief domestic races are descended from several aboriginal stocks; and of such evidence there is absolutely none.

The belief that the chief domestic races are descended from several wild stocks no doubt has arisen from the apparent improbability of such great modifications of structure having been effected since man first domesticated the rock-pigeon. Nor am I surprised at any degree of hesitation in admitting their common

origin : formerly, when I went into my aviaries and watched such birds as pouters, carriers, barbs, fantails, and short-faced tumblers, &c., I could not persuade myself that they had all descended from the same wild stock, and that man had consequently in one sense created these remarkable modifications. Therefore I have argued the question of their origin at great, and, as some will think, superfluous length.

Finally, in favour of the belief that all the races are descended from a single stock, we have in *Columba livia* a still existing and widely distributed species, which can be and has been domesticated in various countries. This species agrees in most points of structure and in all its habits of life, as well as occasionally in every detail of plumage, with the several domestic races. It breeds freely with them, and produces fertile offspring. It varies in a state of nature,³⁰ and still more so when semi-domesticated, as shown by comparing the Sierra Leone pigeons with those of India, or with those which apparently have run wild in Madeira. It has undergone a still greater amount of variation in the case of the numerous toy-pigeons, which no one supposes to be descended from distinct species; yet some of these toy-pigeons have transmitted their character truly for centuries. Why, then, should we hesitate to believe in that greater amount of variation which is necessary for the production of the eleven chief races? It should be borne in mind that in two of the most strongly-marked races, namely, carriers and short-faced tumblers, the extreme forms can be connected with the parent-species by graduated differences not greater than those which may be observed between the dovecot-pigeons inhabiting different countries, or between the various kinds of toy-pigeons,—gradations which must certainly be attributed to variation.

That circumstances have been eminently favourable for the modification of the pigeon through variation and selection will now be shown. The earliest record, as has been pointed out to me by Professor Lepsius, of pigeons in a domesticated condition, occurs in the fifth Egyptian dynasty, about

³⁰ It deserves notice, as bearing on the general subject of variation, that not only *C. livia* presents several wild forms, regarded by some naturalists as species and by others as sub-species or

as mere varieties, but that the species of several allied genera are in the same predicament. This is the case, as Mr. Blyth has remarked to me, with *Trozon*, *Palumbus*, and *Turtur*.

3000 B.C.;²¹ but Mr. Birch, of the British Museum, informs me that the pigeon appears in a bill of fare in the previous dynasty. Domestic pigeons are mentioned in Genesis, Leviticus, and Isaiah.²² In the time of the Romans, as we hear from Pliny,²³ immense prices were given for pigeons; "nay, they are come to this pass, that they can reckon up their pedigree and race." In India, about the year 1600, pigeons were much valued by Akber Khan: 20,000 birds were carried about with the court, and the merchants brought valuable collections. "The monarchs of Iran and Turan sent him some very rare breeds. His Majesty," says the courtly historian, "by crossing the breeds, which method was never practised before, has improved them astonishingly."²⁴ Akber Khan possessed seventeen distinct kinds, eight of which were valuable for beauty alone. At about this same period of 1600 the Dutch, according to Aldrovandi, were as eager about pigeons as the Romans had formerly been. The breeds which were kept during the fifteenth century in Europe and in India apparently differed from each other. Tavernier, in his Travels in 1677, speaks, as does Chardin in 1735, of the vast number of pigeon-houses in Persia; and the former remarks that, as Christians were not permitted to keep pigeons, some of the vulgar actually turned Mahometans for this sole purpose. The Emperor of Morocco had his favourite keeper of pigeons, as is mentioned in Moore's treatise, published 1737. In England, from the time of Willughby in 1678 to the present day, as well as in Germany and in France, numerous treatises have been published on the pigeon. In India, about a hundred years ago, a Persian treatise was written; and the writer thought it no light affair, for he begins with a solemn invocation, "in the name of God, the gracious and merciful." Many large towns, in Europe and the United States, now have their societies of devoted pigeon-fanciers: at present there are three such societies in London. In India, as I hear from

²¹ 'Denkmalen,' Abth. ii. Bl. 70.

²² The 'Dovecote,' by the Rev. E. S. Dixon, 1851, pp. 11-13. Adolphe Pictet (in his 'Les Origines Indo-Européennes,' 1859, p. 399) states that there are in the ancient Sanscrit language between 25 and 30 names for the pigeon, and other 15 or 16 Persian names;

none of these are common to the European languages. This fact indicates the antiquity of the domestication in the East of the pigeon.

²³ English translation, 1691, book x. ch. xxxvii.

²⁴ 'Ayoon Akbery,' translated by F. Gladwin, 4to. edit., vol. i. p. 270.

Mr. Blyth, the inhabitants of Delhi and of some other great cities are eager fanciers. Mr. Layard informs me that most of the known breeds are kept in Ceylon. In China, according to Mr. Swinhoe of Amoy, and Dr. Lockhart of Shanghai, carriers, fantails, tumblers, and other varieties are reared with care, especially by the bonzes or priests. The Chinese fasten a kind of whistle to the tail-feathers of their pigeons, and as the flock wheels through the air they produce a sweet sound. In Egypt the late Abbas Pacha was a great fancier of fantails. Many pigeons are kept at Cairo and Constantinople, and these have lately been imported by native merchants, as I hear from Sir W. Elliot, into Southern India, and sold at high prices.

The foregoing statements show in how many countries, and during how long a period, many men have been passionately devoted to the breeding of pigeons. Hear how an enthusiastic fancier at the present day writes: "If it were possible for noblemen and gentlemen to know the amazing amount of solace and pleasure derived from Almond Tumblers, when they begin to understand their properties, I should think that scarce any nobleman or gentleman would be without their aviaries of Almond Tumblers."³⁵ The pleasure thus taken is of paramount importance, as it leads amateurs carefully to note and preserve each slight deviation of structure which strikes their fancy. Pigeons are often closely confined during their whole lives; they do not partake of their naturally varied diet; they have often been transported from one climate to another; and all these changes in their conditions of life would be likely to cause variability. Pigeons have been domesticated for nearly 5000 years, and have been kept in many places, so that the numbers reared under domestication must have been enormous; and this is another circumstance of high importance, for it obviously favours the chance of rare modifications of structure occasionally appearing. Slight variations of all kinds would almost certainly be observed, and, if valued, would, owing to the following circumstances, be preserved and propagated with unusual facility. Pigeons, differently from any other domesticated animal, can easily be mated for life, and, though kept with other pigeons, they rarely prove unfaithful to each other. Even when the

³⁵ J. M. Eaton, 'Treatise on the Almond Tumbler,' 1851; Preface, p. vi.

male does break his marriage-vow, he does not permanently desert his mate. I have bred in the same aviaries many pigeons of different kinds, and never reared a single bird of an impure strain. Hence a fancier can with the greatest ease select and match his birds. He will also soon see the good results of his care; for pigeons breed with extraordinary rapidity. He may freely reject inferior birds, as they serve at an early age as excellent food. To sum up, pigeons are easily kept, paired, and selected; vast numbers have been reared; great zeal in breeding them has been shown by many men in various countries; and this would lead to their close discrimination, and to a strong desire to exhibit some novelty, or to surpass other fanciers in the excellence of already established breeds.

*History of the principal Races of the Pigeon.*²⁶

Before discussing the means and steps by which the chief races have been formed, it will be advisable to give some historical details, for more is known of the history of the pigeon, little though this be, than of any other domesticated animal. Some of the cases are interesting as proving how long domestic varieties may be propagated with exactly the same or nearly the same characters; and other cases are still more interesting as showing how slowly but steadily races have been greatly modified during successive generations. In the last chapter I stated that Trumpeters and Laughers, both so remarkable for their voices, seem to have been perfectly characterized in 1735; and Laughers were apparently known in India before the year 1600. Spots in 1676, and Nuns in the time of Aldrovandi, before 1600, were coloured exactly as they now are. Common Tumblers and Ground Tumblers exhibited in India, before the year 1600, the same extraordinary peculiarities of flight as at the present day, for they are well described in the 'Aycen Akbery.' These breeds may all have existed for a much longer period; we know only that they were perfectly characterized at the dates above given. The average length of life of the domestic pigeon is probably about five or six years; if so, some of these races have retained their character perfectly for at least forty or fifty generations.

Pouters.—These birds, as far as a very short description serves for comparison, appear to have been well characterized in Aldrovandi's time,²⁷ before the year 1600. Length of body and length of leg are at the present time the two chief points of excellence. In 1735 Moore said (see Mr. J. M. Eaton's edition)—and Moore was a first-rate fancier—that he once saw a bird with

²⁶ As in the following discussion I completed in the year 1858.

often speak of the present time, I should state that this chapter was

²⁷ 'Ornithologie,' 1600, vol. ii. p. 360.

a body 20 inches in length, "though 17 or 18 inches is reckoned a very good length;" and he has seen the legs very nearly 7 inches in length, yet a leg $6\frac{1}{2}$ or $6\frac{3}{4}$ long "must be allowed to be a very good one." Mr. Bult, the most successful breeder of Pouters in the world, informs me that at present (1838) the standard length of the body is not less than 18 inches; but he has measured one bird 19 inches in length, and has heard of 20 and 22 inches, but doubts the truth of these latter statements. The standard length of the leg is now 7 inches, but Mr. Bult has recently measured two of his own birds with legs $7\frac{1}{4}$ long. So that in the 123 years which have elapsed since 1735 there has been hardly any increase in the standard length of the body; 17 or 18 inches was formerly reckoned a very good length, and now 18 inches is the minimum standard; but the length of leg seems to have increased, as Moore never saw one quite 7 inches long; now the standard is 7, and two of Mr. Bult's birds measured $7\frac{1}{4}$ inches in length. The extremely slight improvement in Pouters, except in the length of the leg, during the last 123 years, may be partly accounted for by the neglect which they suffered, as I am informed by Mr. Bult, until within the last 20 or 30 years. About 1765²⁸ there was a change of fashion, stouter and more feathered legs being preferred to thin and nearly naked legs.

Fantails.—The first notice of the existence of this breed is in India, before the year 1600, as given in the 'Ayeen Akbery';²⁹ at this date, judging from Aldrovandi, the breed was unknown in Europe. In 1677 Willughby speaks of a Fantail with 26 tail-feathers; in 1735 Moore saw one with 36 feathers; and in 1824 MM. Boitard and Corbié assert that in France birds can easily be found with 42 tail-feathers. In England, the number of the tail-feathers is not at present so much regarded as their upward direction and expansion. The general carriage of the bird is likewise now much regarded. The old descriptions do not suffice to show whether in these latter respects there has been much improvement; but if fantails had formerly existed with their heads and tails touching each other, as at the present time, the fact would almost certainly have been noticed. The Fantails which are now found in India probably show the state of the race, as far as carriage is concerned, at the date of their introduction into Europe; and some, said to have been brought from Calcutta, which I kept alive, were in a marked manner inferior to our exhibition birds. The Java Fantail shows the same difference in carriage; and although Mr. Swinhoe has counted 18 and 24 tail-feathers in his birds, a first-rate specimen sent to me had only 14 tail-feathers.

Jacobins.—This breed existed before 1600, but the hood, judging from the figure given by Aldrovandi, did not enclose the head nearly so perfectly as at present: nor was the head then white; nor were the wings and tail so long, but this last character might have been overlooked by the rude artist. In Moore's time, in 1735, the Jacobin was considered the

²⁸ 'A Treatise on Domestic Pigeons,' dedicated to Mr. Mayor, 1765. Preface, p. xiv.

of part of the 'Ayeen Akbery' in 'Annals and Mag. of Nat. Hist.' vol. xix., 1847, p. 104.

²⁹ Mr. Blyth has given a translation

smallest kind of pigeon, and the bill is said to be very short. Hence either the Jacobin, or the other kinds with which it was then compared, must have been since considerably modified; for Moore's description (and it must be remembered that he was a first-rate judge) is clearly not applicable, as far as size of body and length of beak are concerned, to our present Jacobins. In 1795, judging from Bechstein, the breed had assumed its present character.

Turbits.—It has generally been supposed by the older writers on pigeons, that the Turbit is the Cortbeck of Aldrovandi; but if this be the case, it is an extraordinary fact that the characteristic frill should not have been noticed. The beak, moreover, of the Cortbeck is described as closely resembling that of the Jacobin, which shows a change in the one or the other race. The Turbit, with its characteristic frill and bearing its present name, is described by Willughby in 1677; and the bill is said to be like that of the bullfinch,—a good comparison, but now more strictly applicable to the beak of the Barb. The sub-breed called the Owl was well known in Moore's time, in 1735.

Tumblers.—Common Tumblers, as well as Ground Tumblers, perfect as far as tumbling is concerned, existed in India before the year 1600; and at this period diversified modes of flight, such as flying at night, the ascent to a great height, and manner of descent, seem to have been much attended to, as at the present time, in India. Belon⁶⁰ in 1555 saw in Paphlagonia what he describes as "a very new thing, viz. pigeons which flew so high in the air that they were lost to view, but returned to their pigeon-house without separating." This manner of flight is characteristic of our present Tumblers, but it is clear that Belon would have mentioned the act of tumbling if the pigeons described by him had tumbled. Tumblers were not known in Europe in 1600, as they are not mentioned by Aldrovandi, who discusses the flight of pigeons. They are briefly alluded to by Willughby, in 1687, as small pigeons "which show like footballs in the air." The short-faced race did not exist at this period, as Willughby could not have overlooked birds so remarkable for their small size and short beaks. We can even trace some of the steps by which this race has been produced. Moore in 1735 enumerates correctly the chief points of excellence, but does not give any description of the several sub-breeds; and from this fact Mr. Eaton infers⁶¹ that the short-faced Tumbler had not then come to full perfection. Moore even speaks of the Jacobin as being the smallest pigeon. Thirty years afterwards, in 1765, in the Treatise dedicated to Mayor, short-faced Almond Tumblers are fully described, but the author, an excellent fancier, expressly states in his Preface (p. xiv.) that, "from great care and expense in breeding them, they have arrived to so great perfection and are so different from what they were 20 or 30 years past, that an old fancier would have condemned them for no other reason than because they are not like what used to be thought good when he was in the fancy before."

⁶⁰ 'L'Hist. de la Nature des Oiseaux,' p. 314.

⁶¹ 'Treatise on Pigeons,' 1852, p. 61.

Hence it would appear that there was a rather sudden change in the character of the short-faced Tumbler at about this period; and there is reason to suspect that a dwarfed and half-monstrous bird, the parent-form of the several short-faced sub-breeds, then appeared. I suspect this because short-faced Tumblers are born with their beaks (ascertained by careful measurement) as short, proportionally with the size of their bodies, as in the adult bird; and in this respect they differ greatly from all other breeds, which slowly acquire during growth their various characteristic qualities.

Since the year 1765 there has been some change in one of the chief characters of the short-faced Tumbler, namely, in the length of the beak. Fanciers measure the "head and beak" from the tip of the beak to the front corner of the eyeball. About the year 1765 a "head and beak" was considered good,⁴² which, measured in the usual manner, was $\frac{1}{2}$ of an inch in length; now it ought not to exceed $\frac{1}{4}$ of an inch; "it is however possible," as Mr. Eaton candidly confesses, "for a bird to be considered as pleasant or neat even at $\frac{1}{2}$ of an inch, but exceeding that length it must be looked upon as unworthy of attention." Mr. Eaton states that he has never seen in the course of his life more than two or three birds with the "head and beak" not exceeding half an inch in length; "still I believe in the course of a few years that the head and beak will be shortened, and that half-inch birds will not be considered so great a curiosity as at the present time." That Mr. Eaton's opinion deserves attention cannot be doubted, considering his success in winning prizes at our exhibitions. Finally in regard to the Tumbler it may be concluded from the facts above given that it was originally introduced into Europe, probably first into England, from the East; and that it then resembled our common English Tumbler, or more probably the Persian or Indian Tumbler, with a beak only just perceptibly shorter than that of the common dovecot-pigeon. With respect to the short-faced Tumbler, which is not known to exist in the East, there can hardly be a doubt that the whole wonderful change in the size of the head, beak, body, and feet, and in general carriage, has been produced during the last two centuries by continued selection, aided probably by the birth of a semi-monstrous bird somewhere about the year 1750.

Runts.—Of their history little can be said. In the time of Pliny the pigeons of Campania were the largest known; and from this fact alone some authors assert that they were Runts. In Aldrovandi's time, in 1600, two sub-breeds existed; but one of them, the short-beaked, is now extinct in Europe.

Barbs.—Notwithstanding statements to the contrary, it seems to me impossible to recognise the barb in Aldrovandi's descriptions and figures; four breeds, however, existed in the year 1600 which were evidently allied both to Barbs and Carriers. To show how difficult it is to recognise some of the breeds described by Aldrovandi, I will give the different opinions in regard to the above four kinds, named by him *C. Indica*, *Cretensis*, *Gutturosa*, and *Persica*. Willughby thought that the *Columba Indica* was a

⁴² J. M. Eaton's 'Treatise on the Tumbler,' 1851. Compare p. v. of Pre-Breeding and Managing of the Almond face, p. 9, and p. 32.

Turbit, but the eminent fancier Mr. Brent believes that it was an inferior Barb: *C. Cretensis*, with a short beak and a swelling on the upper mandible, cannot be recognised: *C.* (falsely called) *gutturosa*, which from its *rostrum*, *breve, crassum, et tuberosum* seems to me to come nearest to the Barb, Mr. Brent believes to be a Carrier; and lastly, the *C. Persica et Turcica*, Mr. Brent thinks, and I quite concur with him, was a short-beaked Carrier with very little wattle. In 1687 the Barb was known in England, and Willughby describes the beak as like that of the Turbit; but it is not credible that his Barb should have had a beak like that of our present birds, for so accurate an observer could not have overlooked its great breadth.

English Carrier.—We may look in vain in Aldrovandi's work for any bird resembling our prize Carriers; the *C. Persica et Turcica* of this author comes the nearest, but is said to have had a short thick beak; therefore it must have approached in character a Barb, and have differed greatly from our Carriers. In Willughby's time, in 1677, we can clearly recognise the Carrier, but he adds, "the bill is not short, but of a moderate length," a description which no one would apply to our present Carriers, so conspicuous for the extraordinary length of their beaks. The old names given in Europe to the Carrier, and the several names now in use in India, indicate that Carriers originally came from Persia; and Willughby's description would perfectly apply to the Bussorah Carrier as it now exists in Madras. In later times we can partially trace the progress of change in our English Carriers: Moore in 1735 says "an inch and a half is reckoned a long beak, though there are very good Carriers that are found not to exceed an inch and a quarter." These birds must have resembled, or perhaps been a little superior to, the Carriers, previously described, which are now found in Persia. In England at the present day "there are," as Mr. Eaton⁴⁸ states, "beaks that would measure (from edge of eye to tip of beak) one inch and three-quarters, and some few even two inches in length."

From these historical details we see that nearly all the chief domestic races existed before the year 1600. Some remarkable only for colour appear to have been identical with our present breeds, some were nearly the same, some considerably different, and some have since become extinct. Several breeds, such as Finnikins and Turners, the swallow-tailed pigeon of Bechstein and the Carmelite, seem both to have originated and to have disappeared within this same period. Any one now visiting a well-stocked English aviary would certainly pick out as the most distinct kinds, the massive Runt, the Carrier with its wonderfully elongated beak and great wattles, the Barb with its short broad beak and eye-wattles, the short-faced Tumbler

⁴⁸ 'Treatise on Pigeons,' 1852, p. 41.

with its small conical beak, the Pouter with its great crop, long legs and body, the Fantail with its upraised, widely-expanded, well-feathered tail, the Turbit with its frill and short blunt beak, and the Jacobin with its hood. Now, if this same person could have viewed the pigeons kept before 1600 by Akber Khan in India and by Aldrovandi in Europe, he would have seen the Jacobin with a less perfect hood; the Turbit apparently without its frill; the Pouter with shorter legs, and in every way less remarkable—that is, if Aldrovandi's Pouter resembled the old German kind; the Fantail would have been far less singular in appearance, and would have had much fewer feathers in its tail; he would have seen excellent flying Tumblers, but he would in vain have looked for the marvellous short-faced breeds; he would have seen birds allied to barbs, but it is extremely doubtful whether he would have met with our actual Barbs; and lastly, he would have found Carriers with beaks and wattle incomparably less developed than in our English Carriers. He might have classed most of the breeds in the same groups as at present; but the differences between the groups were then far less strongly pronounced than at present. In short, the several breeds had at this early period not diverged in so great a degree from their aboriginal common parent, the wild rock-pigeon.

Manner of Formation of the chief Races.

We will now consider more closely the probable steps by which the chief races have been formed. As long as pigeons are kept semi-domesticated in dovecots in their native country, without any care in selecting and matching them, they are liable to little more variation than the wild *C. livia*, namely, in the wings becoming chequered with black, in the crop being blue or white, and in the size of the body. When, however, dovecot-pigeons are transported into diversified countries, such as Sierra Leone, the Malay archipelago, and Madeira (where the wild *C. livia* is not known to exist), they are exposed to new conditions of life; and apparently in consequence they vary in a somewhat greater degree. When closely confined, either for the pleasure of watching them, or to prevent their straying, they must be exposed, even under their native climate, to

considerably different conditions; for they cannot obtain their natural diversity of food; and, what is probably more important, they are abundantly fed, whilst debarred from taking much exercise. Under these circumstances we might expect to find, from the analogy of all other domesticated animals, a greater amount of individual variability than with the wild pigeon; and this is the case. The want of exercise apparently tends to reduce the size of the feet and organs of flight; and then, from the law of correlation of growth, the beak apparently becomes affected. From what we now see occasionally taking place in our aviaries, we may conclude that sudden variations or sports, such as the appearance of a crest of feathers on the head, of feathered feet, of a new shade of colour, of an additional feather in the tail or wing, would occur at rare intervals during the many centuries which have elapsed since the pigeon was first domesticated. At the present day such "sports" are generally rejected as blemishes; and there is so much mystery in the breeding of pigeons that, if a valuable sport did occur, its history would often be concealed. Before the last hundred and fifty years, there is hardly a chance of the history of any such sport having been recorded. But it by no means follows from this that such sports in former times, when the pigeon had undergone much less variation, would have been rejected. We are profoundly ignorant of the cause of each sudden and apparently spontaneous variation, as well as of the infinitely numerous shades of difference between the birds of the same family. But in a future chapter we shall see that all such variations appear to be the indirect result of changes of some kind in the conditions of life.

Hence, after a long course of domestication, we might expect to see in the pigeon much individual variability, and occasional sudden variations, as well as slight modifications from the lessened use of certain parts, together with the effects of correlation of growth. But without selection all this would produce only a trifling or no result; for without such aid differences of all kinds would, from the two following causes, soon disappear. In a healthy and vigorous lot of pigeons many more young birds are killed for food or die than are reared to maturity; so that an individual having any peculiar character, if not selected, would run a good chance of being destroyed; and if not destroyed, the

peculiarity in question would almost certainly be obliterated by free intercrossing. It might, however, occasionally happen that the same variation repeatedly occurred, owing to the action of peculiar and uniform conditions of life, and in this case it would prevail independently of selection. But when selection is brought into play all is changed; for this is the foundation-stone in the formation of new races; and with the pigeon, circumstances, as we have already seen, are eminently favourable for selection. When a bird presenting some conspicuous variation has been preserved, and its offspring have been selected, carefully matched, and again propagated, and so onwards during successive generations, the principle is so obvious that nothing more need be said about it. This may be called *methodical selection*, for the breeder has a distinct object in view, namely, to preserve some character which has actually appeared; or to create some improvement already pictured in his mind.

Another form of selection has hardly been noticed by those authors who have discussed this subject, but is even more important. This form may be called *unconscious selection*, for the breeder selects his birds unconsciously, unintentionally, and without method, yet he surely though slowly produces a great result. I refer to the effects which follow from each fancier at first procuring and afterwards rearing as good birds as he can, according to his skill, and according to the standard of excellence at each successive period. He does not wish permanently to modify the breed; he does not look to the distant future, or speculate on the final result of the slow accumulation during many generations of successive slight changes: he is content if he possesses a good stock, and more than content if he can beat his rivals. The fancier in the time of Aldrovandi, when in the year 1600 he admired his own jacobins, pouters, or carriers, never reflected what their descendants in the year 1860 would become; he would have been astonished could he have seen our jacobins, our improved English carriers, and our pouters; he would probably have denied that they were the descendants of his own once admired stock, and he would perhaps not have valued them, for no other reason, as was written in 1765, "than because they were not like what used to be thought good when he was in the fancy." No one will attribute the lengthened beak of the

carrier, the shortened beak of the short-faced tumbler, the lengthened leg of the pouter, the more perfectly-enclosed hood of the jacobin, &c.,—changes effected since the time of Aldrovandi, or even since a much later period,—to the direct and immediate action of the conditions of life. For these several races have been modified in various and even in directly opposite ways, though kept under the same climate and treated in all respects in as nearly uniform a manner as possible. Each slight change in the length or shortness of the beak, in the length of leg, &c., has no doubt been indirectly and remotely caused by some change in the conditions to which the bird has been subjected, but we must attribute the final result, as is manifest in those cases of which we have any historical record, to the continued selection and accumulation of many slight successive variations.

The action of unconscious selection, as far as pigeons are concerned, depends on a universal principle in human nature, namely, on our rivalry, and desire to outdo our neighbours. We see this in every fleeting fashion, even in our dress, and it leads the fancier to endeavour to exaggerate every peculiarity in his breeds. A great authority on pigeons⁴⁴ says, "Fanciers do not and will not admire a medium standard, that is, half and half, which is neither here nor there, but admire extremes." After remarking that the fancier of short-faced beard tumblers wishes for a very short beak, and that the fancier of long-faced beard tumblers wishes for a very long beak, he says, with respect to one of intermediate length, "Don't deceive yourself. Do you suppose for a moment the short or the long-faced fancier would accept such a bird as a gift? Certainly not; the short-faced fancier could see no beauty in it; the long-faced fancier would swear there was no use in it, &c." In these comical passages, written seriously, we see the principle which has ever guided fanciers, and has led to such great modifications in all the domestic races which are valued solely for their beauty or curiosity.

Fashions in pigeon-breeding endure for long periods; we cannot change the structure of a bird as quickly as we can the fashion of our dress. In the time of Aldrovandi, no doubt the more the pouter inflated his crop, the more he was valued. Nevertheless, fashions do to a certain extent change; first one

⁴⁴ Eaton's 'Treatise on Pigeons,' 1858, p. 86.

point of structure and then another is attended to; or different breeds are admired at different times and in different countries. As the author just quoted remarks, "the fancy ebbs and flows; a thorough fancier now-a-days never stoops to breed toy-birds;" yet these very "toys" are now most carefully bred in Germany. Breeds which at the present time are highly valued in India are considered worthless in England. No doubt, when breeds are neglected, they degenerate; still we may believe that, as long as they are kept under the same conditions of life, characters once gained will be partially retained for a long time, and may form the starting-point for a future course of selection.

Let it not be objected to this view of the action of unconscious selection that fanciers would not observe or care for extremely slight differences. Those alone who have associated with fanciers can be thoroughly aware of their accurate powers of discrimination acquired by long practice, and of the care and labour which they bestow on their birds. I have known a fancier deliberately study his birds day after day to settle which to match together and which to reject. Observe how difficult the subject appears to one of the most eminent and experienced fanciers. Mr. Eaton, the winner of many prizes, says, "I would here particularly guard you against keeping too great a variety of pigeons, otherwise you will know a little about all the kinds, but nothing about one as it ought to be known." "It is possible there may be a few fanciers that have a good general knowledge of the several fancy pigeons, but there are many who labour under the delusion of supposing they know what they do not." Speaking exclusively of one sub-variety of one race, namely, the short-faced almond tumbler, and after saying that some fanciers sacrifice every property to obtain a good head and beak, and that other fanciers sacrifice everything for plumage, he remarks: "Some young fanciers who are over covetous go in for all the five properties at once, and they have their reward by getting nothing." In India, as I hear from Mr. Blyth, pigeons are likewise selected and matched with the greatest care. But we must not judge of the slight differences which would have been valued in ancient days, by those which are now valued after the formation of many races, each with its own standard of perfection, kept uniform by our numerous

Exhibitions. The ambition of the most energetic fancier may be fully satisfied by the difficulty of excelling other fanciers in the breeds already established, without trying to form a new one.

A difficulty with respect to the power of selection will perhaps already have occurred to the reader, namely, what could have led fanciers first to attempt to make such singular breeds as pouters, fantails, carriers, &c.? But it is this very difficulty which the principle of unconscious selection removes. Undoubtedly no fancier ever did intentionally make such an attempt. All that we need suppose is that a variation occurred sufficiently marked to catch the discriminating eye of some ancient fancier, and then unconscious selection carried on for many generations, that is, the wish of succeeding fanciers to excel their rivals, would do the rest. In the case of the fantail we may suppose that the first progenitor of the breed had a tail only slightly erected, as may now be seen in certain runts,⁴⁵ with some increase in the number of the tail-feathers, as now occasionally occurs with nuns. In the case of the pouter we may suppose that some bird inflated its crop a little more than other pigeons, as is now the case in a slight degree with the œsophagus of the turbit. We do not in the least know the origin of the common tumbler, but we may suppose that a bird was born with some affection of the brain, leading it to make somersaults in the air; and the difficulty in this case is lessened, as we know that, before the year 1600, in India, pigeons remarkable for their diversified manner of flight were much valued, and by the order of the Emperor Akber Khan were sedulously trained and carefully matched.

In the foregoing cases we have supposed that a sudden variation, conspicuous enough to catch a fancier's eye, first appeared; but even this degree of abruptness in the process of variation is not necessary for the formation of a new breed. When the same kind of pigeon has been kept pure, and has been bred during a long period by two or more fanciers, slight differences in the strain can often be recognised. Thus I have seen first-rate jacobins in one man's possession which certainly

⁴⁵ See Neumeister's figure of the Florence runt, tab. 13, in 'Das Ganze der Taubenzucht.'

differed slightly in several characters from those kept by another. I possessed some excellent barbs descended from a pair which had won a prize, and another lot descended from a stock formerly kept by that famous fancier Sir John Sebright, and these plainly differed in the form of the beak; but the differences were so slight, that they could hardly be described by words. Again, the common English and Dutch tumbler differ in a somewhat greater degree, both in length of beak and shape of head. What first caused these slight differences cannot be explained any more than why one man has a long nose and another a short one. In the strains long kept distinct by different fanciers, such differences are so common that they cannot be accounted for by the accident of the birds first chosen for breeding having been originally as different as they now are. The explanation no doubt lies in selection of a slightly different nature having been applied in each case; for no two fanciers have exactly the same taste, and consequently no two, in choosing and carefully matching their birds, prefer or select exactly the same. As each man naturally admires his own birds, he goes on continually exaggerating by selection whatever slight peculiarities they may possess. This will more especially happen with fanciers living in different countries, who do not compare their stocks and aim at a common standard of perfection. Thus, when a mere strain has once been formed, unconscious selection steadily tends to augment the amount of difference, and thus converts the strain into a sub-breed, and this ultimately into a well-marked breed or race.

The principle of correlation of growth should never be lost sight of. Most pigeons have small feet, apparently caused by their lessened use, and from correlation, as it would appear, their beaks have likewise become reduced in length. The beak is a conspicuous organ, and, as soon as it had thus become perceptibly shortened, fanciers would almost certainly strive to reduce it still more by the continued selection of birds with the shortest beaks; whilst at the same time other fanciers, as we know has actually been the case, would, in other sub-breeds, strive to increase its length. With the increased length of the beak, the tongue would become greatly lengthened, as would the eyelids with the increased development

of the eye-wattles; with the reduced or increased size of the feet the number of the scutellæ would vary; with the length of the wing the number of the primary wing-feathers would differ; and with the increased length of the body in the pouter the number of the sacral vertebræ would be augmented. These important and correlated differences of structure do not invariably characterise any breed; but if they had been attended to and selected with as much care as the more conspicuous external differences, there can hardly be a doubt that they would have been rendered constant. Fanciers could assuredly have made a race of tumblers with nine instead of ten primary wing-feathers, seeing how often the number nine appears without any wish on their part, and indeed in the case of the white-winged varieties in opposition to their wish. In a similar manner, if the vertebræ had been visible and had been attended to by fanciers, assuredly an additional number might easily have been fixed in the pouter. If these latter characters had once been rendered constant we should never have suspected that they had at first been highly variable, or that they had arisen from correlation, in the one case with the shortness of the wings, and in the other case with the length of the body.

In order to understand how the chief domestic races have become distinctly separated from each other, it is important to bear in mind, that fanciers constantly try to breed from the best birds, and consequently that those which are inferior in the requisite qualities are in each generation neglected; so that after a time the less improved parent-stocks and many subsequently formed intermediate grades become extinct. This has occurred in the case of the pouter, turbit, and trumpeter, for these highly improved breeds are now left without any links closely connecting them either with each other or with the aboriginal rock-pigeon. In other countries, indeed, where the same care has not been applied, or where the same fashion has not prevailed, the earlier forms may long remain unaltered or altered only in a slight degree, and we are thus sometimes enabled to recover the connecting links. This is the case in Persia and India with the tumbler and carrier, which there differ but slightly from the rock-pigeon in the pro-

portions of their beaks. So again in Java, the fantail sometimes has only fourteen caudal feathers, and the tail is much less elevated and expanded than in our improved birds; so that the Java bird forms a link between a first-rate fantail and the rock-pigeon.

Occasionally a breed may be retained for some particular quality in a nearly unaltered condition in the same country, together with highly modified offshoots or sub-breeds, which are valued for some distinct property. We see this exemplified in England, where the common tumbler, which is valued only for its flight, does not differ much from its parent-form, the Eastern tumbler; whereas the short-faced tumbler has been prodigiously modified, from being valued, not for its flight, but for other qualities. But the common-flying tumbler of Europe has already begun to branch out into slightly different sub-breeds, such as the common English tumbler, the Dutch roller, the Glasgow house-tumbler, and the long-faced beard tumbler, &c.; and in the course of centuries, unless fashions greatly change, these sub-breeds will diverge through the slow and insensible process of unconscious selection, and become modified, in a greater and greater degree. After a time the perfectly graduated links, which now connect all these sub-breeds together, will be lost, for there would be no object and much difficulty in retaining such a host of intermediate sub-varieties.

The principle of divergence, together with the extinction of the many previously existing intermediate forms, is so important for understanding the origin of domestic races, as well as of species in a state of nature, that I will enlarge a little more on this subject. Our third main group includes carriers, barbs, and runts, which are plainly related to each other, yet wonderfully distinct in several important characters. According to the view given in the last chapter, these three races have probably descended from an unknown race having an intermediate character, and this from the rock-pigeon. Their characteristic differences are believed to be due to different breeders having at an early period admired different points of structure; and then, on the acknowledged principle of admiring extremes, having gone on breeding, without any thought of the future, as good birds as they could,—carrier-fanciers preferring

long beaks with much wattle,—barb-fanciers preferring short thick beaks with much eye-wattle,—and runt-fanciers not caring about the beak or wattle, but only for the size and weight of the body. This process will have led to the neglect and final extinction of the earlier, inferior, and intermediate birds; and thus it has come to pass, that in Europe these three races are now so extraordinarily distinct from each other. But in the East, whence they were originally brought, the fashion has been different, and we there see breeds which connect the highly modified English carrier with the rock-pigeon, and others which to a certain extent connect carriers and runts. Looking back to the time of Aldrovandi, we find that there existed in Europe, before the year 1600, four breeds which were closely allied to carriers and barbs, but which competent authorities cannot now identify with our present barbs and carriers; nor can Aldrovandi's runts be identified with our present runts. These four breeds certainly did not differ from each other nearly so much as do our existing English carriers, barbs, and runts. All this is exactly what might have been anticipated. If we could collect all the pigeons which have ever lived, from before the time of the Romans to the present day, we should be able to group them in several lines, diverging from the parent rock-pigeon. Each line would consist of almost insensible steps, occasionally broken by some slightly greater variation or sport, and each would culminate in one of our present highly modified forms. Of the many former connecting links, some would be found to have become absolutely extinct without having left any issue, whilst others though extinct would be seen to be the progenitors of the existing races.

I have heard it remarked as a strange circumstance that we occasionally hear of the local or complete extinction of domestic races, whilst we hear nothing of their origin. How, it has been asked, can these losses be compensated, and more than compensated, for we know that with almost all domesticated animals the races have largely increased in number since the time of the Romans? But on the view here given, we can understand this apparent contradiction. The extinction of a race within historical times is an event likely to be noticed; but its gradual and scarcely sensible modification through unconscious selection,

and its subsequent divergence, either in the same or more commonly in distant countries, into two or more strains, and their gradual conversion into sub-breeds, and these into well-marked breeds, are events which would rarely be noticed. The death of a tree, that has attained gigantic dimensions, is recorded; the slow growth of smaller trees and their increase in number excite no attention.

In accordance with the belief of the great power of selection, and of the little direct power of changed conditions of life, except in causing general variability or plasticity of organisation, it is not surprising that dovecot-pigeons have remained unaltered from time immemorial; and that some toy-pigeons, which differ in little else besides colour from the dovecot-pigeon, have retained the same character for several centuries. For when one of these toy-pigeons had once become beautifully and symmetrically coloured,—when, for instance, a Spot had been produced with the crown of its head, its tail, and tail-coverts of a uniform colour, the rest of the body being snow-white,—no alteration or improvement would be desired. On the other hand, it is not surprising that during this same interval of time our highly-bred pigeons have undergone an astonishing amount of change; for in regard to them there is no defined limit to the wish of the fancier, and there is no known limit to the variability of their characters. What is there to stop the fancier desiring to give to his carrier a longer and longer beak, or to his tumbler a shorter and shorter beak? nor has the extreme limit of variability in the beak, if there be any such limit, as yet been reached. Notwithstanding the great improvement effected within recent times in the short-faced almond tumbler, Mr. Eaton remarks, “the field is still as open for fresh competitors as it was one hundred years ago;” but this is perhaps an exaggerated assertion, for the young of all highly improved fancy birds are extremely liable to disease and death.

I have heard it objected that the formation of the several domestic races of the pigeon throws no light on the origin of the wild species of the Columbidae, because their differences are not of the same nature. The domestic races for instance do not differ, or differ hardly at all, in the relative lengths and shapes of the primary wing-feathers, in the relative length of the hind

toe, or in habits of life, as in roosting and building in trees. But the above objection shows how completely the principle of selection has been misunderstood. It is not likely that characters selected by the caprice of man should resemble differences preserved under natural conditions, either from being of direct service to each species, or from standing in correlation with other modified and serviceable structures. Until man selects birds differing in the relative length of the wing-feathers or toes, &c., no sensible change in these parts should be expected. Nor could man do anything unless these parts happened to vary under domestication: I do not positively assert that this is the case, although I have seen traces of such variability in the wing-feathers, and certainly in the tail-feathers. It would be a strange fact if the relative length of the hind toe should never vary, seeing how variable the foot is both in size and in the number of the scutellæ. With respect to the domestic races not roosting or building in trees, it is obvious that fanciers would never attend to or select such changes in habits; but we have seen that the pigeons in Egypt, which do not for some reason like settling on the low mud hovels of the natives, are led, apparently by compulsion, to perch in crowds on the trees. We may even affirm that, if our domestic races had become greatly modified in any of the above specified respects, and it could be shown that fanciers had never attended to such points, or that they did not stand in correlation with other selected characters, the fact, on the principles advocated in this chapter, would have offered a serious difficulty.

Let us briefly sum up the last two chapters on the pigeon. We may conclude with confidence that all the domestic races, notwithstanding their great amount of difference, are descended from the *Columba livia*, including under this name certain wild races. But the differences between these latter forms throw no light whatever on the characters which distinguish the domestic races. In each breed or sub-breed the individual birds are more variable than birds in a state of nature; and occasionally they vary in a sudden and strongly-marked manner. This plasticity of organisation apparently results from changed conditions of life. Disuse has reduced certain parts of the body. Correlation of growth so ties the organisation together, that when one part varies other parts

vary at the same time. When several breeds have once been formed, their intercrossing aids the progress of modification, and has even produced new sub-breeds. But as, in the construction of a building, mere stones or bricks are of little avail without the builder's art, so, in the production of new races, selection has been the presiding power. Fanciers can act by selection on excessively slight individual differences, as well as on those greater differences which are called sports. Selection is followed methodically when the fancier tries to improve and modify a breed according to a prefixed standard of excellence; or he acts unmethodically and unconsciously, by merely trying to rear as good birds as he can, without any wish or intention to alter the breed. The progress of selection almost inevitably leads to the neglect and ultimate extinction of the earlier and less improved forms, as well as of many intermediate links in each long line of descent. Thus it has come to pass that most of our present races are so marvellously distinct from each other, and from the aboriginal rock-pigeon.

CHAPTER VII.

FOWLS.

BRIEF DESCRIPTIONS OF THE CHIEF BREEDS — ARGUMENTS IN FAVOUR OF THEIR DESCENT FROM SEVERAL SPECIES — ARGUMENTS IN FAVOUR OF ALL THE BREEDS HAVING DESCENDED FROM GALLUS BANKIVA — REVERSION TO THE PARENT-STOCK IN COLOUR — ANALOGOUS VARIATIONS — ANCIENT HISTORY OF THE FOWL — EXTERNAL DIFFERENCES BETWEEN THE SEVERAL BREEDS — EGGS — CHICKENS — SECONDARY SEXUAL CHARACTERS — WING- AND TAIL-FEATHERS, VOICE, DISPOSITION, ETC. — OSTEOLOGICAL DIFFERENCES IN THE SKULL, VERTEBRÆ, ETC. — EFFECTS OF USE AND DISUSE ON CERTAIN PARTS — CORRELATION OF GROWTH.

As some naturalists may not be familiar with the chief breeds of the fowl, it will be advisable to give a condensed description of them.¹ From what I have read and seen of specimens brought from several quarters of the world, I believe that most of the chief kinds have been imported into England, but many sub-breeds are probably still here unknown. The following discussion on the origin of the various breeds and on their characteristic differences does not pretend to completeness, but may be of some interest to the naturalist. The classification of the breeds cannot, as far as I can see, be made natural. They differ from each other in different degrees, and do not afford characters in subordination to each other, by which they can be ranked in group under group. They seem all to have diverged by independent and different roads from a single type. Each chief breed includes differently coloured sub-varieties, most of which can be truly propagated, but it would be superfluous to describe them. I have classed the various crested fowls

¹ I have drawn up this brief synopsis from various sources, but chiefly from information given me by Mr. Tegetmeier. This gentleman has kindly looked through the whole of this chapter; and from his well-known knowledge, the statements here given may be fully trusted. Mr. Tegetmeier has

likewise assisted me in every possible way in obtaining for me information and specimens. I must not let this opportunity pass without expressing my cordial thanks to Mr. B. P. Brent, a well-known writer on poultry, for indefatigable assistance and the gift of many specimens.

as sub-breeds under the Polish fowl; but I have great doubts whether this is a natural arrangement, showing true affinity or blood relationship. It is scarcely possible to avoid laying stress on the commonness of a breed; and if certain foreign sub-breeds had been largely kept in this country they would perhaps have been raised to the rank of main-breeds. Several breeds are abnormal in character; that is, they differ in certain points from all wild Gallinaceous birds. At first I made a division of the breeds into normal and abnormal, but the result was wholly unsatisfactory.



Fig. 30.—Spanish Fowl.

1. GAME BREED.—This may be considered as the typical breed, as it deviates only slightly from the wild *Gallus bankiva*, or, as perhaps more correctly named, *ferrugineus*. Beak strong; comb single and upright. Spurs long and sharp. Feathers closely adpressed to the body. Tail with the normal number of 14 feathers. Eggs often pale-buff. Disposition

indomitably courageous, exhibited even in the hens and chickens. An unusual number of differently coloured varieties exist, such as black and brown-breasted reds, duckwings, blacks, whites, piles, &c., with their legs of various colours.

2. MALAY BREED.—Body of great size, with head, neck, and legs elongated; carriage erect; tail small, sloping downwards, generally formed of 16 feathers; comb and wattle small; ear-lobe and face red; skin yellowish; feathers closely adpressed to the body; neck-hackles short, narrow, and hard. Eggs often pale buff. Chickens feather late. Disposition savage. Of Eastern origin.

3. COCHIN, OR SHANGAI BREED.—Size great; wing-feathers short, arched, much hidden in the soft downy plumage; barely capable of flight; tail short, generally formed of 16 feathers, developed at a late period in the young males; legs thick, feathered; spurs short, thick; nail of middle toe flat and broad; an additional toe not rarely developed; skin yellowish. Comb and wattle well developed. Skull with deep medial furrow; occipital foramen, sub-triangular, vertically elongated. Voice peculiar. Eggs rough, buff-coloured. Disposition extremely quiet. Of Chinese origin.

4. DORKING BREED.—Size great; body square, compact; feet with an additional toe; comb well developed, but varies much in form; wattles well developed; colour of plumage various. Skull remarkably broad between the orbits. Of English origin.

The white Dorking may be considered as a distinct sub-breed, being a less massive bird.

5. SPANISH BREED.—Tall, with stately carriage; tarsi long; comb single, deeply serrated, of immense size; wattles largely developed; the large ear-lobes and sides of face white. Plumage black glossed with green. Do not incubate. Tender in constitution, the comb being often injured by frost. Eggs white, smooth, of large size. Chickens feather late, but the young cocks show their masculine characters, and crow at an early age. Of Mediterranean origin.

The *Andalusians* may be ranked as a sub-breed: they are of a slaty blue colour, and their chickens are well feathered. A smaller, short-legged Dutch sub-breed has been described by some authors as distinct.

6. HAMBURGH BREED (fig. 31).—Size moderate; comb flat, produced backwards, covered with numerous small points; wattle of moderate dimensions; ear-lobe white; legs blueish, thin. Do not incubate. Skull, with the tips of the ascending branches of the premaxillary and with the nasal bones standing a little separate from each other; anterior margin of the frontal bones less depressed than usual.

There are two sub-breeds; the *spangled* *Hamburgh*, of English origin, with the tips of the feathers marked with a dark spot; and the *pencilled* *Hamburgh*, of Dutch origin, with dark transverse lines across each feather, and with the body rather smaller. Both these sub-breeds include gold and silver varieties, as well as some other sub-varieties. Black *Hamburghs* have been produced by a cross with the Spanish breed.

7. CRESTED OR POLISH BREED (fig. 32).—Head with a large, rounded crest of feathers, supported on a hemispherical protuberance of the frontal bones,

which includes the anterior part of the brain. The ascending branches of the premaxillary bones and the inner nasal processes are much shortened. The orifice of the nostrils raised and crescentic. Beak short. Comb absent, or small and of crescentic shape; wattles either present or replaced by a beard-like tuft of feathers. Legs leaden-blue. Sexual differences appear late in life. Do not incubate. There are several beautiful varieties which differ in colour and slightly in other respects.

The following sub-breeds agree in having a crest, more or less developed,



Fig. 31.—Hamburgh Fowl.

with the comb, when present, of crescentic shape. The skull presents nearly the same remarkable peculiarities of structure as in the true Polish fowl.

Sub-breed (a) *Sultans*.—A Turkish breed, resembling white Polish fowls, with a large crest and beard, with short and well-feathered legs. The tail is furnished with additional sickle feathers. Do not incubate.²

Sub-breed (b) *Ptarmigans*.—An inferior breed closely allied to the last, white, rather small, legs much feathered, with the crest pointed; comb small, cupped; wattles small.

² The best account of *Sultans* is by Miss Watts in 'The Poultry Yard,' 1856, p. 79. I owe to Mr. Brent's

kindness the examination of some specimens of this breed.

Sub-breed (c) *Ghoondooks*.—Another Turkish breed having an extraordinary appearance; black and tailless; crest and beard large; legs feathered. The inner processes of the two nasal bones come into contact with each other, owing to the complete absorption of the ascending branches of the premaxillaries. I have seen an allied, white, tailless breed from Turkey.

Sub-breed (d) *Crève-cœur*.—A French breed of large size, barely capable of flight, with short black legs, head crested, comb produced into two



Fig. 32.—Polish Fowl.

points or horns, sometimes a little branched like the horns of a stag; both beard and wattles present. Eggs large. Disposition quiet.²

Sub-breed (e) *Horned fowl*.—With a small crest; comb produced into two great points, supported on two bony protuberances.

Sub-breed (f) *Houdan*.—A French breed; of moderate size, short-legged with five toes, wings well developed; plumage invariably mottled with

² A good description with figures is given of this sub-breed in the 'Journal of Horticulture,' June 10th, 1862, p. 206.

black, white, and straw-yellow; head furnished with a crest, and a triple comb placed transversely; both wattles and beard present.⁴

Sub-breed (*g*) *Guelderlands*.—No comb, head said to be surmounted by a longitudinal crest of soft velvety feathers; nostrils said to be crescentic; wattles well developed; legs feathered; colour black. From North America. The Broda fowl seems to be closely allied to the Guelderland.

8. **BANTAM BREED.**—Originally from Japan,⁵ characterized by small size alone; carriage bold and erect. There are several sub-breeds, such as the Cochin, Game, and Sebright Bantams, some of which have been recently formed by various crosses. The Black Bantam has a differently shaped skull, with the occipital foramen like that of the Cochin fowl.

9. **RUMP-LESS FOWLS.**—These are so variable in character⁶ that they hardly deserve to be called a breed. Any one who will examine the caudal vertebrae will see how monstrous the breed is.

10. **CREEPERS OR JUMPERS.**—These are characterized by an almost monstrous shortness of legs, so that they move by jumping rather than by walking; they are said not to scratch up the ground. I have examined a Burmese variety, which had a skull of rather unusual shape.

11. **FRIZZLED OR CAFFRE FOWLS.**—Not uncommon in India, with the feathers curling backwards, and with the primary feathers of the wing and tail imperfect; periosteum of bones black.

12. **SILK FOWLS.**—Feathers silky, with the primary wing and tail-feathers imperfect; skin and periosteum of bones black; comb and wattles dark leaden-blue; ear-lappets tinged with blue; legs thin, often furnished with an additional toe. Size rather small.

13. **SOOTY FOWLS.**—An Indian breed, of a white colour stained with soot, with black skin and periosteum. The hens alone are thus characterized.

From this synopsis we see that the several breeds differ considerably, and they would have been nearly as interesting for us as pigeons, if there had been equally good evidence that all had descended from one parent-species. Most fanciers believe that they are descended from several primitive stocks. The Rev. E. S. Dixon⁷ argues strongly on this side of the question; and one fancier even denounces the opposite conclusion by asking, "Do we not perceive pervading this spirit, the spirit of the *Deist*?" Most naturalists, with the exception of a few, such as Temminck, believe that all the breeds have proceeded from a single species; but authority on such a point

⁴ A description, with figures, is given of this breed in 'Journal of Horticulture,' June 3rd, 1862, p. 186. Some writers describe the comb as two-horned.

⁵ Mr. Crawford, 'Descript. Dict. of the Indian Islands,' p. 113. Bantams are mentioned in an ancient native

Japanese Encyclopedia, as I am informed by Mr. Birch of the British Museum.

⁶ 'Ornamental and Domestic Poultry,' 1848.

⁷ 'Ornamental and Domestic Poultry,' 1848.

goes for little. Fanciers look to all parts of the world as the possible sources of their unknown stocks; thus ignoring the laws of geographical distribution. They know well that the several kinds breed truly even in colour. They assert, but, as we shall see, on very weak grounds, that most of the breeds are extremely ancient. They are strongly impressed with the great difference between the chief kinds, and they ask with force, can differences in climate, food, or treatment have produced birds so different as the black stately Spanish, the diminutive elegant Bantam, the heavy Cochin with its many peculiarities, and the Polish fowl with its great top-knot and protuberant skull? But fanciers, whilst admitting and even overrating the effects of crossing the various breeds, do not sufficiently regard the probability of the occasional birth, during the course of centuries, of birds with abnormal and hereditary peculiarities; they overlook the effects of correlation of growth—of the long-continued use and disuse of parts, and of some direct result from changed food and climate, though on this latter head I have found no sufficient evidence; and lastly, they all, as far as I know, entirely overlook the all-important subject of unconscious or unmethodical selection, though they are well aware that their birds differ individually, and that by selecting the best birds for a few generations they can improve their stocks.

An amateur writes* as follows. "The fact that poultry have until lately received but little attention at the hands of the fancier, and been entirely confined to the domains of the producer for the market, would alone suggest the improbability of that constant and unremitting attention having been observed in breeding, which is requisite to the consummating, in the offspring of any two birds, transmittable forms not exhibited by the parents." This at first sight appears true. But in a future chapter on Selection, abundant facts will be given showing not only that careful breeding, but that actual selection was practised during ancient periods, and by barely civilised races of man. In the case of the fowl I can adduce no direct facts showing that selection was anciently practised; but the Romans at the commencement of the Christian era kept six or seven breeds, and Columella "particularly recommends as the best, those sorts

* Ferguson's 'Illustrated Series of Rare and Prize Poultry,' 1854, p. vi., Preface.

Passaries (from A. D. 1703) mentions (lib. IX. cap. xxii. 4) 2 breeds in Baetiana called *fraxipos* the other *KASSOPOS*. The latter was about the size of the ordinary Leghorn but in colour like a cock, tailer & comb like an *suemone* - they had small white spots at the tip of the beak & at the tip of the tail.

that have five toes and white ears."⁹ In the fifteenth century several breeds were known and described in Europe; and in China, at nearly the same period, seven kinds were named. A more striking case is that at present, in one of the Philippine Islands, the semi-barbarous inhabitants have distinct native names for no less than nine sub-breeds of the Game Fowl.¹⁰ Azara,¹¹ who wrote towards the close of the last century, states that in the interior parts of South America, where I should not have expected that the least care would have been taken of poultry, a black-skinned and black-boned breed is kept, from being considered fertile and its flesh good for sick persons. Now every one who has kept poultry knows how impossible it is to keep several breeds distinct unless the utmost care be taken in separating the sexes. Will it then be pretended that those persons who in ancient times and in semi-civilized countries took pains to keep the breeds distinct, and who therefore valued them, would not occasionally have destroyed inferior birds and occasionally have preserved their best birds? This is all that is required. It is not pretended that any one in ancient times intended to form a new breed, or to modify an old breed according to some ideal standard of excellence. He who cared for poultry would merely wish to obtain, and afterwards to rear, the best birds which he could; but this occasional preservation of the best birds would in the course of time modify the breed, as surely, though by no means as rapidly, as does methodical selection at the present day. If one person out of a hundred or out of a thousand attended to the breeding of his birds, this would be sufficient; for the birds thus tended would soon become superior to others, and would form a new strain; and this strain would, as explained in the last chapter, slowly have its characteristic differences augmented, and at last be converted into a new sub-breed or breed. But breeds would often be for a time neglected and would deteriorate; they would, however, partially retain their character, and afterwards might again come into fashion and be raised to a standard of perfection

⁹ Rev. E. S. Dixon, in his 'Ornamental Poultry,' p. 203, gives an account of Columella's work.

¹⁰ Mr. Crawford 'On the Relation of the Domesticated Animals to Civil-

ization,' separately printed, p. 6; first read before the Brit. Assoc. at Oxford, 1860.

¹¹ 'Quadrupèdes du Paraguay,' tom. ii. p. 324.

higher than their former standard; as has actually occurred quite recently with Polish fowls. If, however, a breed were utterly neglected, it would become extinct, as has recently happened with one of the Polish sub-breeds. Whenever in the course of past centuries a bird appeared with some slight abnormal structure, such as with a lark-like crest on its head, it would probably often have been preserved from that love of novelty which leads some persons in England to keep rumpless fowls, and others in India to keep frizzled fowls. And after a time any such abnormal appearance would be carefully preserved, from being esteemed a sign of the purity and excellence of the breed; for on this principle the Romans eighteen centuries ago valued the fifth toe and the white ear-lobe in their fowls.

Thus from the occasional appearance of abnormal characters, though at first only slight in degree; from the effects of the use and the disuse of parts; possibly from the direct effects of changed climate and food; from correlation of growth; from occasional reversions to old and long-lost characters; from the crossing of breeds, when more than one had once been formed; but, above all, from unconscious selection carried on during many generations, there is no insuperable difficulty, to the best of my judgment, in believing that all the breeds have descended from some one parent-source. Can any single species be named from which we may reasonably suppose that all have descended? The *Gallus bankiva* apparently fulfils every requirement. I have already given as fair an account as I could of the arguments in favour of the multiple origin of the several breeds; and now I will give those in favour of their common descent from *G. bankiva*.

But it will be convenient first briefly to describe all the known species of Gallus. The *G. Sonneratii* does not range into the northern parts of India; according to Colonel Sykes,¹² it presents at different heights on the Ghauts, two strongly marked varieties, perhaps deserving to be called species. It was at one time thought to be the primitive stock of all our domestic breeds, and this shows that it closely approaches the common fowl in general structure; but its hackles partially consist of highly peculiar, horny laminae, transversely banded with three colours; and I have met with no authentic account of any such character having been observed

¹² 'Proc. Zoolog. Soc.' 1832, p. 151.

in any domestic breed.¹³ This species also differs greatly from the common fowl, in the comb being finely serrated, and in the loins being destitute of true hackles. Its voice is utterly different. It crosses readily in India with domestic hens; and Mr. Blyth¹⁴ raised nearly 100 hybrid chickens; but they were tender and mostly died whilst young. Those which were reared were absolutely sterile when crossed *inter se* or with either parent. At the Zoological Gardens, however, some hybrids of the same parentage were not quite so sterile: Mr. Dixon, as he informed me, made, with Mr. Yarrell's aid, particular inquiries on this subject, and was assured that out of 50 eggs only five or six chickens were reared. Some, however, of these half-bred birds were crossed with one of their parents, namely, a Bantam, and produced a few extremely feeble chickens. Mr. Dixon also procured some of these same birds and crossed them in several ways, but all were more or less infertile. Nearly similar experiments have recently been tried on a great scale in the Zoological Gardens with almost the same result.¹⁵ Out of 500 eggs, raised from various first crosses and hybrids, between *G. Sonneratii*, *bankiva*, and *varius*, only 12 chickens were reared, and of these only three were the product of hybrids *inter se*. From these facts, and from the above-mentioned strongly-marked differences in structure between the domestic fowl and *G. Sonneratii*, we may reject this latter species as the parent of any domestic breed.

Ceylon possesses a fowl peculiar to the island, viz. *G. Stanleyii*; this species approaches so closely (except in the colouring of the comb) to the domestic fowl, that Messrs. E. Layard and Kellaert¹⁶ would have considered it, as they inform me, as one of the parent-stocks, had it not been for its singularly different voice. This bird, like the last, crosses readily with tame hens, and even visits solitary farms and ravishes them. Two hybrids, a male and female, thus produced, were found by Mr. Mitford to be quite sterile: both inherited the peculiar voice of *G. Stanleyii*. This species, then, may in all probability be rejected as one of the primitive stocks of the domestic fowl.

Java and the islands eastward as far as Flores are inhabited by *G. varius* (or *farvatus*), which differs in so many characters—green plumage, unserrated comb, and single median wattle—that no one supposes it to have been the parent of any one of our breeds; yet, as I am informed by Mr. Crawford,¹⁷ hybrids are commonly raised between the male *G. varius* and the common hen, and are kept for their great beauty, but are invariably sterile; this, however, was not the case with some bred in the Zoological Gardens. These hybrids were at one time thought to

¹³ I have examined the feathers of some hybrids raised in the Zoological Gardens between the male *G. Sonneratii* and a red game-hen, and these feathers exhibited the true character of those of *G. Sonneratii*, except that the horny laminae were much smaller.

¹⁴ See also an excellent letter on the Poultry of India, by Mr. Blyth, in

'Gardener's Chronicle,' 1851, p. 619.

¹⁵ Mr. S. J. Salter, in 'Natural History Review,' April, 1863, p. 276.

¹⁶ See also Mr. Layard's paper in 'Annals and Mag. of Nat. History,' 2nd series, vol. xiv. p. 62.

¹⁷ See also Mr. Crawford's 'Descriptive Diet. of the Indian Islands,' 1856, p. 113.

be specifically distinct, and were named *G. aneus*. Mr. Blyth and others believe that the *G. Temminckii*¹⁸ (of which the history is not known) is a similar hybrid. Sir J. Brooke sent me some skins of domestic fowls from Borneo, and across the tail of one of these, as Mr. Tegetmeier observed, there were transverse blue bands like those which he had seen on the tail-feathers of hybrids from *G. varius*, reared in the Zoological Gardens. This fact apparently indicates that some of the fowls of Borneo have been slightly affected by crosses with *G. varius*, but the case may possibly be one of analogous variation. I may just allude to the *G. giganteus*, so often referred to in works on poultry as a wild species; but Marsden,¹⁹ the first describer, speaks of it as a tame breed; and the specimen in the British Museum evidently has the aspect of a domestic variety.

The last species to be mentioned, namely, *Gallus bankiva*, has a much wider geographical range than the three previous species; it inhabits Northern India as far west as Sindh, and ascends the Himalaya to a height of 4000 ft.; it inhabits Burmah, the Malay peninsula, the Indo-Chinese countries, the Philippine Islands, and the Malayan archipelago as far eastward as Timor. This species varies considerably in the wild state. Mr. Blyth informs me that the specimens, both male and female, brought from near the Himalaya, are rather paler coloured than those from other parts of India; whilst those from the Malay peninsula and Java are brighter coloured than the Indian birds. I have seen specimens from these countries, and the difference of tint in the hackles was conspicuous. The Malayan hens were a shade redder on the breast and neck than the Indian hens. The Malayan males generally had a red ear-lappet, instead of a white one as in India; but Mr. Blyth has seen one Indian specimen without the white ear-lappet. The legs are leaden blue in the Indian, whereas they show some tendency to be yellowish in the Malayan and Javan specimens. In the former Mr. Blyth finds the tarsus remarkably variable in length. According to Temminck²⁰ the Timor specimens differ as a local race from that of Java. These several wild varieties have not as yet been ranked as distinct species; if they should, as is not unlikely, be hereafter thus ranked, the circumstance would be quite immaterial as far as the parentage and differences of our domestic breeds are concerned. The wild *G. bankiva* agrees most closely with the black-breasted red Game-breed, in colouring and in all other respects, except in being smaller, and in the tail being carried more horizontally. But the manner in which the tail is carried is highly variable in many of our breeds, for, as Mr. Brent informs me, the tail slopes much in the Malays, is erect in the Games and some other breeds, and is more than erect in Dorkings, Bantams, &c. There is one other difference, namely, that in *G. bankiva*, according to Mr. Blyth, the neck-hackles when first moulted are replaced during two or three months, not by other

¹⁸ Described by Mr. G. R. Gray, 'Proc. Zool. Soc.,' 1849, p. 62.

¹⁹ The passage from Marsden is given by Mr. Dixon in his 'Poultry Book,' p. 176. No ornithologist now

ranks this bird as a distinct species.

²⁰ 'Coup-d'œil général sur l'Inde Archipelagique,' tom. iii. (1849), p. 177; see also Mr. Blyth in 'Indian Sporting Review,' vol. ii. p. 3, 1856.

hackles, as with our domestic poultry, but by short blackish feathers.²³ Mr. Brent, however, has remarked that these black feathers remain in the wild bird after the development of the lower hackles, and appear in the domestic bird at the same time with them; so that the only difference is that the lower hackles are replaced more slowly in the wild than in the tame bird; but as confinement is known sometimes to affect the masculine plumage, this slight difference cannot be considered of any importance. It is a significant fact that the voice of both the male and female *G. bankiva* closely resembles, as Mr. Blyth and others have noted, the voice of both sexes of the common domestic fowl; but the last note of the crow of the wild bird is rather less prolonged. Captain Hutton, well known for his researches into the natural history of India, informs me that he has seen several crossed fowls from the wild species and the Chinese bantam; these crossed fowls bred freely with bantams, but unfortunately were not crossed *inter se*. Captain Hutton reared chickens from the eggs of the *Gallus bankiva*; and these, though at first very wild, afterwards became so tame that they would crowd round his feet. He did not succeed in rearing them to maturity; but, as he remarks, "no wild gallinaceous bird thrives well at first on hard grain." Mr. Blyth also found much difficulty in keeping *G. bankiva* in confinement. In the Philippine Islands, however, the natives must succeed better, as they keep wild cocks to fight with their domestic game-birds.²⁴ Sir Walter Elliot informs me that the hen of a native domestic breed of Pegu is undistinguishable from the hen of the wild *G. bankiva*; and the natives constantly catch wild cocks by taking tame cocks to fight with them in the woods.²⁵ Mr. Crawford remarks that from etymology it might be argued that the fowl was first domesticated by the Malays and Javanese.²⁶ It is also a curious fact, of which I have been assured by Mr. Blyth, that wild specimens of the *Gallus bankiva*, brought from the countries east of the Bay of Bengal, are far more easily tamed than those of India; nor is this an unparalleled fact, for, as Humboldt long ago remarked, the same species sometimes evinces a more tameable disposition in one country than in another. If we suppose that the *G. bankiva* was first tamed in Malaya and afterwards imported into India, we can understand an observation made to me by Mr. Blyth, that the domestic fowls of India do not resemble the wild *G. bankiva* more closely than do those of Europe.

From the extremely close resemblance in colour, general structure, and especially in voice, between *Gallus bankiva* and the Game fowl; from their fertility, as far as this has been ascertained, when crossed; from the possibility of the wild species being tamed, and from its varying in the wild state, we may confidently look at it as the parent of the most typical of all the

²³ Mr. Blyth, in 'Annals and Mag. of Nat. Hist.,' 2nd ser., vol. i. (1848), p. 455.

²⁴ Crawford, 'Desc. Diet. of Indian Islands,' 1856, p. 112.

²⁵ In Burmah, as I hear from Mr. Blyth, the wild and tame poultry constantly cross together, and irregular transitional forms may be seen.

²⁶ *Ibid.*, p. 113.

domestic breeds, namely, the Game-fowl. It is a significant fact, that almost all the naturalists in India, namely, Sir W. Elliot, Mr. S. N. Ward, Mr. Layard, Mr. J. C. Jerdon, and Mr. Blyth,²⁵ who are familiar with *G. bankiva*, believe that it is the parent of most or all our domestic breeds. But even if it be admitted that *G. bankiva* is the parent of the Game breed, yet it may be urged that other wild species have been the parents of the other domestic breeds; and that these species still exist, though unknown, in some country, or have become extinct. The extinction, however, of several species of fowls, is an improbable hypothesis, seeing that the four known species have not become extinct in the most anciently and thickly peopled regions of the East. There is, in fact, only one kind of domesticated bird, namely, the Chinese goose or *Anser cygnoides*, of which the wild parent-form is said to be still unknown, or extinct. For the discovery of new, or the rediscovery of old species of Gallus, we must not look, as fanciers often look, to the whole world. The larger gallinaceous birds, as Mr. Blyth has remarked,²⁶ generally have a restricted range: we see this well illustrated in India, where the genus Gallus inhabits the base of the Himalaya, and is succeeded higher up by Gallophasis, and still higher up by Phasianus. Australia, with its islands, is out of the question as the home for unknown species of the genus. It is, also, as improbable that Gallus should inhabit South America²⁷ as that a humming-bird should be found in the Old World. From the character of the other gallinaceous

²⁵ Mr. Jerdon, in the 'Madras Journ. of Lit. and Science,' vol. xxii. p. 2, speaking of *G. bankiva*, says, "unquestionably the origin of most of the varieties of our common fowls." For Mr. Blyth, see his excellent article in 'Gardener's Chron.' 1851, p. 619; and in 'Annals and Mag. of Nat. Hist.' vol. xx., 1847, p. 388.

²⁶ 'Gardener's Chronicle,' 1851, p. 619.

²⁷ I have consulted an eminent authority, Mr. Selater, on this subject, and he thinks that I have not expressed myself too strongly. I am aware that one ancient author, Acosta, speaks of fowls as having inhabited S. America at

the period of its discovery; and more recently, about 1795, Olivier de Serres speaks of wild fowls in the forests of Guiana; these were probably feral birds. Dr. Daniell tells me, he believes that fowls have become wild on the west coast of Equatorial Africa; they may, however, not be true fowls, but gallinaceous birds belonging to the genus Phasidus. The old voyager Barbut says that poultry are not natural to Guinea. Capt. W. Allen ('Narrative of Niger Expedition,' 1848, vol. ii. p. 42) describes wild fowls on Ilha dos Rollas, an island near St. Thomas's, on the west coast of Africa: the natives informed him that they had escaped from

✓ Information evidently taken from Blyth, Cat. B. Birds, &c., p. 300, but whether he means them to be limited either to China or India.

birds of Africa, it is not probable that *Gallus* is an African genus. We need not look to the western parts of Asia, for Messrs. Blyth and Crawford, who have attended to this subject, doubt whether *Gallus* ever existed in a wild state even as far west as Persia. Although the earliest Greek writers speak of the fowl as a Persian bird, this probably merely indicates its line of importation. For the discovery of unknown species we must look to India, to the Indo-Chinese countries, and to the northern parts of the Malay Archipelago. The southern portion of China is the most likely country; but as Mr. Blyth informs me, skins have been exported from China during a long period, and living birds are largely kept there in aviaries, so that any native species of *Gallus* would probably have become known. Mr. Birch, of the British Museum, has translated for me passages from a Chinese Encyclopædia published in 1609, but compiled from more ancient documents, in which it is said that fowls are creatures of the West, and were introduced into the East (*i. e.* China) in a dynasty 1400 B.C. Whatever may be thought of so ancient a date, we see that the Indo-Chinese and Indian regions were formerly considered by the Chinese as the source of the domestic fowl. From these several considerations we must look to the present metropolis of the genus, namely, to the south-eastern parts of Asia, for the discovery of species which were formerly domesticated, but are now unknown in the wild state; and the most experienced ornithologists do not consider it probable that such species will be discovered.

In considering whether the domestic breeds are descended from one species, namely, *G. bankiva*, or from several, we must

a vessel wrecked there many years ago; they were extremely wild, and had "a cry quite different to that of the domestic fowl," and their appearance was somewhat changed. Hence it is not a little doubtful, notwithstanding the statement of the natives, whether these birds really were fowls. That the fowl has become feral on several islands is certain. Mr. Fry, a very capable judge, informed Mr. Layard, in a letter, that the fowls which have run wild on Ascension "had nearly all got

back to their primitive colours, red and black cocks, and smoky-grey hens." But unfortunately we do not know the colour of the poultry which were turned out. Fowls have become feral on the Nicobar Islands (Blyth in the 'Indian Field,' 1858, p. 62), and in the Ladrões (Anson's Voyage). Those found in the Pellew Islands (Crawford) are believed to be feral; and lastly, it is asserted that they have become feral in New Zealand, but whether this is correct I know not.

not quite overlook, though we must not exaggerate, the importance of the test of fertility. Most of our domestic breeds have been so often crossed, and their mongrels so largely kept, that it is almost certain, if any degree of infertility had existed between them, it would have been detected. On the other hand, the four known species of *Gallus* when crossed with each other, or when crossed, with the exception of *G. bankiva*, with the domestic fowl, produce infertile hybrids.

Finally, we have not such good evidence with fowls as with pigeons, of all the breeds having descended from a single primitive stock. In both cases the argument of fertility must go for something; in both we have the improbability of man having succeeded in ancient times in thoroughly domesticating several supposed species,—most of these supposed species being extremely abnormal as compared with their natural allies,—all being now either unknown or extinct, though the parent-form of scarcely any other domesticated bird has been lost. But in searching for the supposed parent-stocks of the various breeds of the pigeon, we were enabled to confine our search to species having peculiar habits of life; whilst with fowls there is nothing in their habits in any marked manner distinct from those of other gallinaceous birds. In the case of pigeons, I have shown that purely-bred birds of every race and the crossed offspring of distinct races frequently resemble, or revert to, the wild rock-pigeon in general colour and in each characteristic mark. With fowls we have facts of a similar nature, but less strongly pronounced, which we will now discuss.

Reversion and Analogous Variation.—Purely-bred Game, Malay, Cochin, Dorking, Bantam, and, as I hear from Mr. Tegetmeier, Silk fowls, may frequently or occasionally be met with, which are almost identical in plumage with the wild *G. bankiva*. This is a fact well deserving attention, when we reflect that these breeds rank amongst the most distinct. Fowls thus coloured are called by amateurs black-breasted reds. Hamburgs properly have a very different plumage; nevertheless, as Mr. Tegetmeier informs me, “the great difficulty in breeding cocks of the golden-spangled variety is their tendency to have black breasts and red backs.” The males of white Bantams and

white Cochins, as they come to maturity, often assume a yellowish or saffron tinge; and the longer neck hackles of black bantam cocks,²⁸ when two or three years old, not uncommonly become ruddy; these latter bantams occasionally "even moult brassy winged, or actually red shouldered." So that in these several cases we see a plain tendency to reversion to the hues of *G. bankiva*, even during the lifetime of the individual bird. With Spanish, Polish, pencilled Hamburgh, silver-spangled Hamburgh fowls, and with some other less common breeds, I have never heard of a black-breasted red bird having appeared.

From my experience with pigeons, I made the following crosses. I first killed all my own poultry, no others living near my house, and then procured, by Mr. Tegetmeier's assistance, a first-rate black Spanish cock, and hens of the following pure breeds,—white Game, white Cochin, silver-spangled Polish, silver-spangled Hamburgh, silver-pencilled Hamburgh, and white Silk. In none of these breeds is there a trace of red, nor when kept pure have I ever heard of the appearance of a red feather; though such an occurrence would perhaps not be very improbable with white Games and white Cochins. Of the many chickens reared from the above six crosses the majority were black, both in the down and in the first plumage; some were white, and a very few were mottled black and white. In one lot of eleven mixed eggs from the white Game and white Cochin by the black Spanish cock, seven of the chickens were white, and only four black: I mention this fact to show that whiteness of plumage is strongly inherited, and that the belief in the prepotent power in the male to transmit his colour is not always correct. The chickens were hatched in the spring, and in the latter part of August several of the young cocks began to exhibit a change, which with some of them increased during the following years. Thus a young male bird from the silver-spangled Polish hen was in its first plumage coal-black, and combined in its comb, crest, wattle, and beard, the characters of both parents; but when two years old the secondary wing-feathers became largely and symmetrically marked with white, and, wherever in *G. bankiva* the hackles are red, they were in this bird greenish-black along the shaft, narrowly bordered

²⁸ Mr. Hewitt, in 'The Poultry Book,' by W. B. Tegetmeier, 1866, p. 248.

with brownish-black, and this again broadly bordered with very pale yellowish-brown; so that in general appearance the plumage had become pale-coloured instead of black. In this case, with advancing age there was a great change, but no reversion to the red colour of *G. bankiva*.

A cock with a regular rose comb derived either from the spangled or pencilled silver Hamburg was likewise at first quite black; but in less than a year the neck-hackles, as in the last case, became whitish, whilst those on the loins assumed a decided reddish-yellow tint; and here we see the first symptom of reversion; this likewise occurred with some other young cocks, which need not here be described. It has also been recorded²⁹ by a breeder, that he crossed two silver-pencilled Hamburg hens with a Spanish cock, and reared a number of chickens, all of which were black, the cocks having *golden* and the hens brownish hackles; so that in this instance likewise there was a clear tendency to reversion.

Two young cocks from my white Game hen were at first snow white; of these, one subsequently assumed pale orange-coloured hackles, chiefly on the loins, and the other an abundance of fine orange-red hackles on the neck, loins, and upper wing-coverts. Here again we have a more decided, though partial, reversion to the colours of *G. bankiva*. This second cock was in fact coloured like an inferior "pile Game cock;"—now this sub-breed can be produced, as I am informed by Mr. Tegetmeier, by crossing a black-breasted red Game cock with a white Game hen, and the "pile" sub-breed thus produced can afterwards be truly propagated. So that we have the curious fact of the glossy-black Spanish cock and the black-breasted red Game cock when crossed with white Game-hens producing offspring of nearly the same colours.

I reared several birds from the white Silk-hen by the Spanish cock: all were coal-black, and all plainly showed their parentage in having blackish combs and bones; none inherited the so-called silky feathers, and the non-inheritance of this character has been observed by others. The hens never varied in their plumage. As the young cocks grew old, one of them assumed yellowish-white hackles, and thus resembled in a considerable

²⁹ 'Journal of Horticulture,' Jan. 14th, 1862, p. 325.

degree the cross from the Hamburgh hen; the other became a gorgeous bird, so much so that an acquaintance had it preserved and stuffed simply from its beauty. When stalking about it closely resembled the wild *Gallus bankiva*, but with the red feathers rather darker. On close comparison one considerable difference presented itself, namely, that the primary and secondary wing-feathers were edged with greenish-black, instead of being edged, as in *G. bankiva*, with fulvous and red tints. The space, also, across the back, which bears dark-green feathers, was broader, and the comb was blackish. In all other respects, even in trifling details of plumage, there was the closest accordance. Altogether it was a marvellous sight to compare this bird first with *G. bankiva*, and then with its father, the glossy green-black Spanish cock, and with its diminutive mother, the white Silk hen. This case of reversion is the more extraordinary as the Spanish breed has long been known to breed true, and no instance is on record of its throwing a single red feather. The Silk hen likewise breeds true, and is believed to be ancient, for Aldrovandi, before 1600, alludes probably to this breed, and describes it as covered with wool. It is so peculiar in many characters that some writers have considered it as specifically distinct; yet, as we now see, when crossed with the Spanish fowl, it yields offspring closely resembling the wild *G. bankiva*.

Mr. Tegetmeier has been so kind as to repeat, at my request, the cross between a Spanish cock and Silk hen, and he obtained similar results; for he thus raised, besides a black hen, seven cocks, all of which were dark-bodied with more or less orange-red hackles. In the ensuing year he paired the black hen with one of her brothers, and raised three young cocks, all coloured like their father, and a black hen mottled with white.

The hens from the six above-described crosses showed hardly any tendency to revert to the mottled-brown plumage of the female *G. bankiva*: one hen, however, from the white Cochin, which was at first coal-black, became slightly brown or sooty. Several hens, which were for a long time snow-white, acquired as they grew old a few black feathers. A hen from the white Game, which was for a long time entirely black glossed with green, when two years old had some of the primary wing-feathers greyish-white, and a multitude of feathers over her body nar-

rowly and symmetrically tipped or laced with white. I had expected that some of the chickens whilst covered with down would have assumed the longitudinal stripes so general with gallinaceous birds; but this did not occur in a single instance. Two or three alone were reddish-brown about their heads. I was unfortunate in losing nearly all the white chickens from the first crosses; so that black prevailed with the grandchildren; but they were much diversified in colour, some being sooty, others mottled, and one blackish chicken had its feathers oddly tipped and barred with brown.

I will here add a few miscellaneous facts connected with reversion, and with the law of analogous variation. This law implies, as stated in a previous chapter, that the varieties of one species frequently mock distinct but allied species; and this fact is explained, according to the views which I maintain, on the principle of allied species having descended from one primitive form. The white Silk fowl with black skin and bones degenerates, as has been observed by Mr. Hewitt and Mr. R. Orton, in our climate; that is, it reverts to the ordinary colour of the common fowl in its skin and bones, due care having been taken to prevent any cross. In Germany²⁰ a distinct breed with black bones, and with black, not silky plumage, has likewise been observed to degenerate.

Mr. Tegetmeier informs me that, when distinct breeds are crossed, fowls are frequently produced with their feathers marked or pencilled by narrow transverse lines of a darker colour. This may be in part explained by direct reversion to the parent-form, the Bankiva hen; for this bird has all its upper plumage finely mottled with dark and rufous brown, with the mottling partially and obscurely arranged in transverse lines. But the tendency to pencilling is probably much strengthened by the law of analogous variation, for the hens of some other species of *Gallus* are more plainly pencilled, and the hens of many gallinaceous birds belonging to other genera, as the partridge, have pencilled feathers. Mr. Tegetmeier has

²⁰ 'Die Hühner und Pflaenzucht,'
Ulm, 1827, s. 17. For Mr. Hewitt's
statement with respect to the white
Silk fowl, see the 'Poultry Book,' by

W. B. Tegetmeier, 1866, p. 222. I am
indebted to Mr. Orton for a letter on
the same subject.

also remarked to me, that, although with domestic pigeons we have so great a diversity of colouring, we never see either pencilled or spangled feathers; and this fact is intelligible on the law of analogous variation, as neither the wild rock-pigeon nor any closely-allied species has such feathers. The frequent appearance of pencilling in crossed birds probably accounts for the existence of "cuckoo" sub-breeds in the Game, Polish, Dorking, Cochin, Andalusian, and Bantam breeds. The plumage of these birds is slaty-blue or grey, with each feather transversely barred with darker lines, so as to resemble in some degree the plumage of the cuckoo. It is a singular fact, considering that the male of no species of Gallus is in the least barred, that the cuckoo-like plumage has often been transferred to the male, more especially in the cuckoo Dorking; and the fact is all the more singular, as in gold and silver pencilled Hamburgs, in which pencilling is characteristic of the breed, the male is hardly at all pencilled, this kind of plumage being confined to the female.

Another case of analogous variation is the occurrence of spangled sub-breeds of Hamburg, Polish, Malay, and Bantam fowls. Spangled feathers have a dark mark, properly crescent-shaped, on their tips; whilst pencilled feathers have several transverse bars. The spangling cannot be due to reversion to *G. bankiva*; nor does it often follow, as I hear from Mr. Tegetmeier, from crossing distinct breeds; but it is a case of analogous variation, for many gallinaceous birds have spangled feathers,—for instance, the common pheasant. Hence spangled breeds are often called "pheasant"-fowls. Another case of analogous variation in several domestic breeds is inexplicable; it is, that the chickens, whilst covered with down, of the black Spanish, black Game, black Polish, and black Bantam, all have white throats and breasts, and often have some white on their wings.²¹ The editor of the 'Poultry Chronicle'²² remarks that all the breeds which properly have red ear-lappets occasionally produce birds with white ear-lappets. This remark more especially applies to the Game breed, which of all comes nearest to the

²¹ Dixon, 'Ornamental and Domestic Poultry,' pp. 253, 324, 335. For game fowls, see Ferguson on 'Prize Poultry,'

p. 260.

²² 'Poultry Chronicle,' vol. ii. p. 71.

G. bankiva; and we have seen that with this species living in a state of nature, the ear-lappets vary in colour, being red in the Malayan countries, and generally, but not invariably, white in India.

In concluding this part of my subject I may repeat that there exists one widely-ranging, varying, and common species of *Gallus*, namely *G. bankiva*, which can be tamed, produces fertile offspring when crossed with common fowls, and closely resembles in its whole structure, plumage, and voice the Game breed; hence it may be safely ranked as the parent of this, the most typical domesticated breed. We have seen that there is much difficulty in believing that other, now unknown, species have been the parents of the other domestic breeds. We know that all the breeds are most closely allied, as shown by their similarity in most points of structure and in habits, and by the analogous manner in which they vary. We have also seen that several of the most distinct breeds occasionally or habitually closely resemble in plumage *G. bankiva*, and that the crossed offspring of other breeds, which are not thus coloured, show a stronger or weaker tendency to revert to this same plumage. Some of the breeds, which appear the most distinct and the least likely to have proceeded from *G. bankiva*, such as Polish fowls, with their protuberant and little ossified skulls, and Cochins, with their imperfect tail and small wings, bear in these characters the plain marks of their artificial origin. We know well that of late years methodical selection has greatly improved and fixed many characters; and we have every reason to believe that unconscious selection, carried on for many generations, will have steadily augmented each new peculiarity and thus have given rise to new breeds. As soon as two or three breeds had once been formed, crossing would come into play in changing their character and in increasing their number. Brahma Pootras, according to an account lately published in America, offer a good instance of a breed, lately formed by a cross, which can be truly propagated. The well-known Sebright Bantams offer another and similar instance. Hence it may be concluded that not only the Game-breed but that all our breeds are probably the descendants of the

Malayan or Indian variety of *G. bankiva*. If so, this species has varied greatly since it was first domesticated; but there has been ample time, as we shall now show.

History of the Fowl.—Rütimeyer found no remains of the fowl in the ancient Swiss lake-dwellings. It is not mentioned in the Old Testament; nor is it figured on the ancient Egyptian monuments.³³ It is not referred to by Homer or Hesiod (about 900 B.C.); but is mentioned by Theognis and Aristophanes between 400 and 500 B.C. It is figured on some of the Babylonian cylinders, of which Mr. Layard sent me an impression, between the sixth and seventh centuries B.C.; and on the Harpy Tomb in Lycia, about 600 B.C.: so that we may feel pretty confident that the fowl reached Europe somewhere near the sixth century B.C. It had travelled still farther westward by the time of the Christian era, for it was found in Britain by Julius Cæsar. In India it must have been domesticated when the Institutes of Manu were written, that is, according to Sir W. Jones, 1200 B.C., but, according to the later authority of Mr. H. Wilson, only 800 B.C., for the domestic fowl is forbidden, whilst the wild is permitted to be eaten. If, as before remarked, we may trust the old Chinese Encyclopædia, the fowl must have been domesticated several centuries earlier, as it is said to have been introduced from the West into China 1400 B.C.

Sufficient materials do not exist for tracing the history of the separate breeds. About the commencement of the Christian era,

³³ Dr. Pickering, in his 'Races of Man,' 1850, p. 374, says that the head and neck of a fowl is carried in a Tribute-procession to Thoutmons III. (1445 B.C.); but Mr. Birch of the British Museum doubts whether the figure can be identified as the head of a fowl. Some caution is necessary with reference to the absence of figures of the fowl on the ancient Egyptian monuments, on account of the strong and widely prevalent prejudice against this bird. I am informed by the Rev. S. Erhardt that on the east coast of Africa, from 4° to 6° south of the equator, most of the pagan tribes at the present day hold the fowl in aversion. The natives of the Pellew Islands would not eat

the fowl, nor will the Indians in some parts of S. America. For the ancient history of the fowl, see also Volz, 'Beitrage zur Culturgeschichte,' 1852, s. 77; and Isid. Geoffroy St. Hilaire, 'Hist. Nat. Gén.,' tom. iii. p. 61. Mr. Crawford has given an admirable history of the fowl in his paper 'On the Relation of Domesticated Animals to Civilisation,' read before the Brit. Assoc. at Oxford in 1860, and since printed separately. I quote from him on the Greek poet Theognis, and on the Harpy Tomb described by Sir C. Fellows. I quote from a letter of Mr. Blyth's with respect to the Institutes of Manu.

Columella mentions a five-toed fighting breed, and some provincial breeds; but we know nothing more about them. He also alludes to dwarf fowls; but these cannot have been the same with our Bantams, which, as Mr. Crawford has shown, were imported from Japan into Bantam in Java. A dwarf fowl, probably the true Bantam, is referred to in an old Japanese Encyclopædia, as I am informed by Mr. Birch. In the Chinese Encyclopædia published in 1596, but compiled from various sources, some of high antiquity, seven breeds are mentioned, including what we should now call jumpers or creepers, and likewise fowls with black feathers, bones, and flesh. In 1600 Aldrovandi describes seven or eight breeds of fowls, and this is the most ancient record from which the age of our European breeds can be inferred. The *Gallus Turcicus* certainly seems to be a pencilled Hamburgh; but Mr. Brent, a most capable judge, thinks that Aldrovandi "evidently figured what he happened to see, and not the best of the breed." Mr. Brent, indeed, considers all Aldrovandi's fowls as of impure breed; but it is a far more probable view that all our breeds since his time have been much improved and modified; for, as he went to the expense of so many figures, he probably would have secured characteristic specimens. The Silk fowl, however, probably then existed in its present state, as did almost certainly the fowl with frizzled or reversed feathers. Mr. Dixon²⁴ considers Aldrovandi's Paduan fowl as "a variety of the Polish," whereas Mr. Brent believes it to have been more nearly allied to the Malay. The anatomical peculiarities of the skull of the Polish breed were noticed by P. Borelli in 1656. I may add that in 1737 one Polish sub-breed, viz. the golden spangled, was known; but judging from Albin's description, the comb was then larger, the crest of feathers much smaller, the breast more coarsely spotted, and the stomach and thighs much blacker: a golden-spangled Polish fowl in this condition would now be of no value.

Differences in External and Internal Structure between the

²⁴ 'Ornamental and Domestic Poultry,' 1847, p. 185; for passages translated from Columella, see p. 312. For Golden

Hamburghs, see Albin's 'Natural History of Birds,' 3 vols., with plates, 1731-38.

Breeds: Individual Variability.—Fowls have been exposed to diversified conditions of life, and as we have just seen there has been ample time for much variability and for the slow action of unconscious selection. As there are good grounds for believing that all the breeds are descended from *Gallus bankiva*, it will be worth while to describe in some detail the chief points of difference. Beginning with the eggs and chickens, I will pass on to the secondary sexual characters, and then to the differences in external structure and in the skeleton. I enter on the following details chiefly to show how variable almost every character has become under domestication.

Eggs.—Mr. Dixon remarks²⁵ that “to every hen belongs an individual peculiarity in the form, colour, and size of her egg, which never changes during her life-time, so long as she remains in health, and which is as well known to those who are in the habit of taking her produce, as the handwriting of their nearest acquaintance.” I believe that this is generally true, and that, if no great number of hens be kept, the eggs of each can almost always be recognised. The eggs of differently sized breeds naturally differ much in size; but, apparently, not always in strict relation to the size of the hen: thus the Malay is a larger bird than the Spanish, but generally she produces not such large eggs; white Bantams are said to lay smaller eggs than other Bantams;²⁶ white Cochins, on the other hand, as I hear from Mr. Tegetmeier, certainly lay larger eggs than buff Cochins. The eggs, however, of the different breeds vary considerably in character; for instance, Mr. Ballance states²⁷ that his Malay “pullets of last year laid eggs equal in size to those of any duck, and other Malay hens, two or three years old, laid eggs very little larger than a good-sized Bantam’s egg. Some were as white as a Spanish hen’s egg, and others varied from a light cream-colour to a deep rich buff, or even to a brown.” The shape also varies, the two ends being much more equally rounded in Cochins than in Games or Polish. Spanish fowls lay smoother eggs than Cochins, of which the eggs are generally granulated. The shell in this latter breed, and more especially in Malays, is apt to be thicker than in Games or Spanish; but the Minorcas, a sub-breed of Spanish, are said to lay harder eggs than true Spanish.²⁸ The colour differs considerably,—the Cochins laying buff-coloured eggs; the Malays

²⁵ ‘Ornamental and Domestic Poultry,’ p. 152.

²⁶ Ferguson on ‘Rare Prize Poultry,’ p. 297. This writer, I am informed, cannot generally be trusted. He gives, however, figures and much information on eggs. See pp. 34 and 235 on the

eggs of the Game fowl.

²⁷ See ‘Poultry Book,’ by Mr. Tegetmeier, 1866, pp. 81 and 78.

²⁸ ‘The Cottage Gardener,’ Oct. 1855, p. 13. On the thinness of the eggs of Game-fowls, see Mowbray on Poultry, 7th edit., p. 13.

a paler variable buff; and Games a still paler buff. It would appear that darker-coloured eggs characterise the breeds which have lately come from the East, or are still closely allied to those now living there. The colour of the yolk, according to Ferguson, as well as of the shell, differs slightly in the sub-breeds of the Game, and stands in some degree of correlation with the colour of the plumage. I am also informed by Mr. Brent that dark partridge-coloured Cochin hens lay darker coloured eggs than the other Cochin sub-breeds. The flavour and richness of the egg certainly differ in different breeds. The productiveness of the several breeds is very different. Spanish, Polish, and Hamburgh hens have lost the incubating instinct.

Chickens.—As the young of almost all gallinaceous birds, even of the black curassow and black grouse, whilst covered with down, are longitudinally striped on the back,—of which character, when adult, neither sex retains a trace,—it might have been expected that the chickens of all our domestic fowls would have been similarly striped.²⁹ This could, however, hardly have been expected, when the adult plumage in both sexes has undergone so great a change as to be wholly white or black. In white fowls of various breeds the chickens are uniformly yellowish white, passing in the black-boned Silk fowl into bright canary-yellow. This is also generally the case with the chickens of white Cochins, but I hear from Mr. Zurhost that they are sometimes of a buff or oak colour, and that all those of this latter colour, which were watched, turned out males. The chickens of buff Cochins are of a golden-yellow, easily distinguishable from the paler tint of the white Cochins, and are often longitudinally streaked with dark shades: the chickens of silver-cinnamon Cochins are almost always of a buff colour. The chickens of the white Game and white Dorking breeds, when held in particular lights, sometimes exhibit (on the authority of Mr. Brent) faint traces of longitudinal stripes. Fowls which are entirely black, namely Spanish, black Game, black Polish, and black Bantams, display a new character, for their chickens have their breasts and throats more or less white, with sometimes a little white elsewhere. Spanish chickens also, occasionally (Brent), have, where the down was white, their first true feathers tipped for a time with white. The primordially striped character is retained by the chickens of most of the Game sub-breeds (Brent, Dixon); by Dorkings; by the partridge and grouse-coloured sub-breeds of Cochins (Brent), but not, as we have seen, by all the other sub-breeds; by the pheasant-Malay (Dixon), but apparently not (at which I am much surprised) by other Malays. The following breeds and sub-breeds are barely, or not at all, longitudinally striped; viz. gold and silver pencilled Hamburghs, which can hardly be distinguished from each other (Brent) in the down, both having a few

²⁹ My information, which is very far from perfect, on chickens in the down, is derived chiefly from Mr. Dixon's 'Ornamental and Domestic Poultry.' Mr. B. P. Brent has also communicated to me many facts by letter, as

has Mr. Tegetmeier. I will in each case mark my authority by the name within brackets. For the chickens of white Silk-fowls, see Tegetmeier's 'Poultry Book,' 1866, p. 221.

dark spots on the head and rump, with occasionally a longitudinal stripe (Dixon) on the back of the neck. I have seen only one chicken of the silver-spangled Hamburg, and this was obscurely striped along the back. Gold-spangled Polish chickens (Tegetmeier) are of a warm russet brown; and silver-spangled Polish chickens are grey, sometimes (Dixon) with dashes of ochre on the head, wings, and breast. Cuckoo and blue-dun fowls (Dixon) are grey in the down. The chickens of Sebright Bantams (Dixon) are uniformly dark brown, whilst those of the brown-breasted red Game Bantam are black, with some white on the throat and breast. From these facts we see that the chickens of the different breeds, and even of the same main breed, differ much in their downy plumage; and, although longitudinal stripes characterise the young of all wild gallinaceous birds, they disappear in several domestic breeds. Perhaps it may be accepted as a general rule that the more the adult plumage differs from that of the adult *G. bankiva*, the more completely the chickens have lost their proper stripes.

With respect to the period of life at which the characters proper to each breed first appear, it is obvious that such structures as additional toes must be formed long before birth. In Polish fowls, the extraordinary protuberance of the anterior part of the skull is well developed before the chickens come out of the egg;⁴⁰ but the crest, which is supported on the protuberance, is at first feebly developed, nor does it attain its full size until the second year. The Spanish cock is pre-eminent for his magnificent comb, and this is developed at an unusually early age; so that the young males can be distinguished from the females when only a few weeks old, and therefore earlier than in other breeds; they likewise crow very early, namely, when about six weeks old. In the Dutch sub-breed of the Spanish fowl the white ear-lappets are developed earlier than in the common Spanish breed.⁴¹ Cochins are characterised by a small tail, and in the young cocks the tail is developed at an unusually late period.⁴² Game fowls are notorious for their pugnacity; and the young cocks crow, clap their little wings, and obstinately fight with each other, even whilst under their mother's care.⁴³ "I have often had," says one

⁴⁰ As I hear from Mr. Tegetmeier; see also 'Proc. Zool. Soc.' 1856, p. 366. On the late development of the crest, see 'Poultry Chronicle,' vol. ii. p. 132.

⁴¹ On these points, see 'Poultry Chronicle,' vol. iii. p. 166; and Teget-

meier's 'Poultry Book,' 1866, pp. 105 and 121.

⁴² Dixon, 'Ornamental and Domestic Poultry,' p. 273.

⁴³ Ferguson on Rare and Prize Poultry, p. 261.

author,⁴⁴ "whole broods, scarcely feathered, stone-blind from fighting; the rival couples moping in corners, and renewing their battles on obtaining the first ray of light." With the males of all gallinaceous birds the use of their weapons and pugnacity is to fight for the possession of the females; so that the tendency in our Game chickens to fight at an extremely early age is not only useless, but is injurious, as they suffer so much from their wounds. The training for battle during an early period may be natural to the wild *Gallus bankiva*; but as man during many generations has gone on selecting the most obstinately pugnacious cocks, it is more probable that their pugnacity has been unnaturally increased, and unnaturally transferred to the young male chickens. In the same manner, it is probable that the extraordinary development of the comb in the Spanish cock has been unintentionally transferred to the young cocks; for fanciers would not care whether their young birds had large combs, but would select for breeding the adults which had the finest combs, whether or not developed at an early period. The last point which need here be noticed is that, though the chickens of Spanish and Malay fowls are well covered with down, the true feathers are acquired at an unusually late age; so that for a time the young birds are partially naked, and are liable to suffer from cold.

Secondary Sexual Characters.—The two sexes in the parent-form, the *Gallus bankiva*, differ much in colour. In our domestic breeds the difference is never greater, but is often less, and varies much in degree even in the sub-breeds of the same main breed. Thus in certain Game fowls the difference is as great as in the parent-form, whilst in the black and white sub-breeds there is no difference in plumage. Mr. Brent informs me that he has seen two strains of black-breasted red Games, in which the cocks could not be distinguished, whilst the hens in one were partridge-brown and in the other fawn-brown. A similar case has been observed in the strains of the brown-breasted red Game. The hen of the "duck-winged Game" is "extremely beautiful," and differs much from the hens of all the other Game sub-breeds; but generally, as with the blue and grey Game and

⁴⁴ Mowbray on Poultry, 7th edit. 1834, p. 13.

with some sub-varieties of the pile-game, a moderately close relation may be observed between the males and females in the variation of their plumage.⁴⁵ A similar relation is also evident when we compare the several varieties of Cochins. In the two sexes of gold and silver-spangled and of buff Polish fowls, there is much general similarity in the colouring and marks of the whole plumage, excepting of course in the hackles, crest, and beard. In spangled Hamburgs, there is likewise a considerable degree of similarity between the two sexes. In pencilled Hamburgs, on the other hand, there is much dissimilarity; the pencilling which is characteristic of the hens being almost absent in the males of both the golden and silver varieties. But, as we have already seen, it cannot be given as a general rule that male fowls never have pencilled feathers, for Cuckoo Dorkings are "remarkable from having nearly similar markings in both sexes."

It is a singular fact that the males in certain sub-breeds have lost some of their secondary masculine characters, and, from their close resemblance in plumage to the females, are often called hennies. There is much diversity of opinion whether these males are in any degree sterile; that they sometimes are partially sterile seems clear,⁴⁶ but this may have been caused by too close interbreeding. That they are not quite sterile, and that the whole case is widely different from that of old females assuming masculine characters, is evident from several of these hen-like sub-breeds having been long propagated. The males and females of gold and silver-laced Sebright Bantams can be barely distinguished from each other, except by their combs, wattles, and spurs, for they are coloured alike, and the males have not hackles, nor the flowing sickle-like tail-feathers. A hen-tailed sub-breed of Hamburgs was recently much esteemed. There is also a breed of Game-fowls, in which the males and females resemble each other so closely that the cocks have often mistaken their hen-feathered opponents in the cock-pit for real hens, and by the mistake have lost their lives.⁴⁷ The cocks,

⁴⁵ See the full description of the varieties of the Game-breed, in Tegetmeier's 'Poultry Book,' 1866, p. 131. For Cuckoo Dorkings, p. 97.

⁴⁶ Mr. Hewitt in Tegetmeier's 'Poul-

try Book,' 1866, pp. 246 and 156. For hen-tailed game-cocks, see p. 131.

⁴⁷ 'The Field,' April 20th, 1861. The writer says he has seen half-a-dozen cocks thus sacrificed.

though dressed in the feathers of the hen, "are high-spirited birds, and their courage has been often proved:" an engraving even has been published of one celebrated hen-tailed victor. Mr. Tegetmeier⁴⁸ has recorded the remarkable case of a brown-breasted red Game-cock which, after assuming its perfect masculine plumage, became hen-feathered in the autumn of the following year; but he did not lose voice, spurs, strength, nor productiveness. This bird has now retained the same character during five seasons, and has begot both hen-feathered and male-feathered offspring. Mr. Grantley F. Berkeley relates the still more singular case of a celebrated strain of "polecat Game-fowls," which produced in nearly every brood a single hen-cock. "The great peculiarity in one of these birds was that he, as the seasons succeeded each other, was not always a hen-cock, and not always of the colour called the polecat, which is black. From the polecat and hen-cock feather in one season he moulted to a full male-plumaged black-breasted red, and in the following year he returned to the former feather."⁴⁹

I have remarked in my 'Origin of Species' that secondary sexual characters are apt to differ much in the species of the same genus, and to be unusually variable in the individuals of the same species. So it is with the breeds of the fowl, as we have already seen, as far as the colour of plumage is concerned, and so it is with the other secondary sexual characters. Firstly, the comb differs much in the various breeds,⁵⁰ and its form is eminently characteristic of each kind, with the exception of the Dorkings, in which the form has not been as yet determined on by fanciers, and fixed by selection. A single, deeply-serrated comb is the typical and most common form. It differs much in size, being immensely developed in Spanish fowls; and in a local breed called Red-caps, it is sometimes "upwards of three inches in breadth at the front, and more than four inches in length, measured to the end of the peak behind."⁵¹ In some breeds the comb is double, and when the two ends are cemented

⁴⁸ 'Proceedings of Zoolog. Soc.' March, 1861, p. 102. The engraving of the hen-tailed cock just alluded to was exhibited at the Society.

⁴⁹ 'The Field,' April 20th, 1861.

⁵⁰ I am much indebted to Mr. Brent

for an account, with sketches, of all the variations of the comb known to him, and likewise with respect to the tail, as presently to be given.

⁵¹ The 'Poultry Book,' by Tegetmeier, 1866, p. 234.

together it forms a "cup-comb;" in the "rose-comb" it is depressed, covered with small projections, and produced backwards; in the horned and *crève-cœur* fowl it is produced into two horns; it is triple in the pea-combed Brahmas, short and truncated in the Malays, and absent in the Guelderlands. In the tasselled Game a few long feathers arise from the back of the comb; in many breeds a crest of feathers replaces the comb. The crest, when little developed, arises from a fleshy mass, but, when much developed, from a hemispherical protuberance of the skull. In the best Polish fowls it is so largely developed, that I have seen birds which could hardly pick up their food; and a German writer asserts⁸² that they are in consequence liable to be struck by hawks. Monstrous structures of this kind would thus be suppressed in a state of nature. The wattles, also, vary much in size, being small in Malays and some other breeds; they are replaced in certain Polish sub-breeds by a great tuft of feathers called a beard.

The hackles do not differ much in the various breeds, but are short and stiff in Malays, and absent in Hennies. As in some orders of birds the males display extraordinarily-shaped feathers, such as naked shafts with discs at the end, &c., the following case may be worth giving. In the wild *Gallus bankiva* and in our domestic fowls, the barbs which arise from each side of the extremities of the hackles are naked or not clothed with barbules, so that they resemble bristles; but Mr. Brent sent me some scapular hackles from a young Birchen Duckwing Game cock, in which the naked barbs became densely re clothed with barbules towards their tips; so that these tips, which were dark coloured with a metallic lustre, were separated from the lower parts by a symmetrically-shaped transparent zone formed of the naked portions of the barbs. Hence the coloured tips appeared like little separate metallic discs.

The sickle-feathers in the tail, of which there are three pair, and which are eminently characteristic of the male sex, differ much in the various breeds. They are scimitar-shaped in some Hamburgs, instead of being long and flowing as in the typical breeds. They are extremely short in Cochins, and are not at

⁸² 'Die Hühner und Pflanzucht,' 1827, s. 11.

all developed in Hennies. They are carried, together with the whole tail, erect in Dorkings and Games; but droop much in Malays and in some Cochins. Sultans are characterized by an additional number of lateral sickle-feathers. The spurs vary much, being placed higher or lower on the shank; being extremely long and sharp in Games, and blunt and short in Cochins. These latter birds seem aware that their spurs are not efficient weapons; for though they occasionally use them, they more frequently fight, as I am informed by Mr. Tegetmeier, by seizing and shaking each other with their beaks. In some Indian Game-cocks, received by Mr. Brent from Germany, there are, as he informs me, three, four, or even five spurs on each leg. Some Dorkings also have two spurs on each leg;⁴³ and in birds of this breed the spur is often placed almost on the outside of the leg. Double spurs are mentioned in the ancient Chinese Encyclopædia. Their occurrence may be considered as a case of analogous variation, for some wild gallinaceous birds, for instance, the Polyplectron, have double spurs.

Judging from the differences which generally distinguish the sexes in the Gallinacæ, certain characters in our domestic fowls appear to have been transferred from the one sex to the other. In all the species (except in Turnix), when there is any conspicuous difference in plumage between the male and female, the male is always the most beautiful; but in golden-spangled Hamburgs the hen is equally beautiful with the cock, and incomparably more beautiful than the hen in any natural species of Gallus; so that here a masculine character has been transferred to the female. On the other hand, in cuckoo Dorkings and in other cuckoo breeds the pencilling, which in Gallus is a female attribute, has been transferred to the male: nor, on the principle of analogous variation, is this transference surprising, as the males in many gallinaceous genera are barred or pencilled. With most of these birds head ornaments of all kinds are more fully developed in the male than in the female; but in Polish fowls the crest or top-knot, which in the male replaces the comb, is equally developed in both sexes. In certain sub-

⁴³ 'Poultry Chronicle,' vol. i. p. 595. Mr. Brent has informed me of the same fact. With respect to the position of

the spurs in Dorkings, see 'Cottage Gardener,' Sept. 18th, 1860, p. 380.

breeds, which, from the hen having a small crest, are called lark-crested, "a single upright comb sometimes almost entirely takes the place of the crest in the male."⁵⁴ From this latter case, and from some facts presently to be given with respect to the protuberance of the skull in Polish fowls, the crest in this breed ought perhaps to be viewed as a feminine character which has been transferred to the male. In the Spanish breed the male, as we know, has an immense comb, and this has been partially transferred to the female, for her comb is unusually large, though not upright. In Game-fowls the bold and savage disposition of the male has likewise been largely transferred to the female;⁵⁵ and she sometimes even possesses the eminently masculine character of spurs. Many cases are on record of hens being furnished with spurs; and in Germany, according to Bechstein,⁵⁶ the spurs in the Silk-hen are sometimes very long. He mentions also another breed similarly characterized, in which the hens are excellent layers, but are apt to disturb and break their eggs owing to their spurs.

Mr. Layard⁵⁷ has given an account of a breed of fowls in Ceylon with black skin, bones, and wattle, but with ordinary feathers, and which cannot "be more aptly described than by comparing them to a white fowl drawn down a sooty chimney; it is, however," adds Mr. Layard, "a remarkable fact that a male bird of the pure sooty variety is almost as rare as a tortoise-shell tom-cat." Mr. Blyth finds that the same rule holds good with this breed near Calcutta. The males and females, on the other hand, of the black-boned European breed, with silky feathers, do not differ from each other; so that in the one breed black skin and bones, and the same kind of plumage, are common to both sexes, whilst in the other breed these characters are confined to the female sex.

At the present day all the breeds of Polish fowls have the great bony protuberance on their skulls, which includes part of the brain and supports the crest, equally developed in both sexes.

⁵⁴ Dixon, 'Ornamental and Domestic Poultry,' p. 320.

⁵⁵ Mr. Tegetmeier informs me that Game hens have been found so combative, that it is now generally the practice to exhibit each hen in a sepa-

rate pen.

⁵⁶ 'Naturgeschichte Deutschlands,' Band iii. (1793), s. 339, 407.

⁵⁷ On the Ornithology of Ceylon in 'Annals and Mag. of Nat. History,' 2nd series, vol. xiv. (1854), p. 63.

But formerly in Germany the skull of the hen alone was protuberant: Blumenbach,⁵⁸ who particularly attended to abnormal peculiarities in domestic animals, states, in 1813, that this was the case; and Bechstein had previously, in 1793, observed the same fact. This latter author has carefully described the effects of a crest on the skull not only in fowls, but in ducks, geese, and canaries. He states that with fowls, when the crest is not much developed, it is supported on a fatty mass; but when much developed, it is always supported on a bony protuberance of variable size. He well describes the peculiarities of this protuberance, and he attended to the effects of the modified shape of the brain on the intellect of these birds, and disputes Pallas' statement that they are stupid. He then expressly states that he never observed this protuberance in male fowls. Hence there can be no doubt that this remarkable character in the skulls of Polish fowls was formerly in Germany confined to the female sex, but has now been transferred to the males, and has thus become common to both sexes.

External Differences, not connected with the sexes, between the breeds and between individual birds.

The size of the body differs greatly. Mr. Tegetmeier has known a Brahma to weigh 17 pounds; a fine Malay cock 10 pounds; whilst a first-rate Sebright Bantam weighs hardly more than 1 pound. During the last 20 years the size of some of our breeds has been largely increased by methodical selection, whilst that of other breeds has been much diminished. We have already seen how greatly colour varies even within the same breed; we know that the wild *G. bankiva* varies slightly in colour; we know that colour is variable in all our domestic animals; nevertheless some eminent fanciers have so little faith in variability, that they have actually argued that the chief Game sub-breeds, which differ from each other in nothing but colour, are descended from distinct wild species! Crossing often causes strange modifications of colour. Mr. Tegetmeier informs me that when buff and white Cochins are crossed, some of the

⁵⁸ I quote Blumenbach on the authority of Mr. Tegetmeier, who gives in 'Proc. Zoolog. Soc.' Nov. 25th, 1856, a very interesting account of the skulls of Polish fowls. Mr. Tegetmeier, not knowing of Bechstein's account, disputed the accuracy of Blumenbach's statement. For Bechstein, see 'Natur-

geschichte Deutschlands,' Band iii. (1793), s. 399, note. I may add that at the first exhibition of poultry at the Zoological Gardens, in May, 1845, I saw some fowls, called Friesland fowls, of which the hens were crested, and the cocks were furnished with a comb.

chickens are almost invariably black. According to Mr. Brent, black and white Cochins occasionally produce chickens of a slaty-blue tint; and this same tint appears, as Mr. Tegetmeier tells me, from crossing white Cochins with black Spanish fowls, or white Dorkings with black Minorcas.⁵⁹ A good observer⁶⁰ states that a first-rate silver-spangled Hamburg hen gradually lost the most characteristic qualities of the breed, for the black lacing to her feathers disappeared, and her legs changed from leaden-blue to white; but what makes the case remarkable is, that this tendency ran in the blood, for her sister changed in a similar but less strongly marked manner; and chickens produced from this latter hen were at first almost pure white, "but on moulting acquired black collars and some spangled feathers with almost obliterated markings;" so that a new variety arose in this singular manner. The skin in the different breeds differs much in colour, being white in common kinds, yellow in Malays and Cochins, and black in Silk fowls; thus mocking, as M. Godron⁶¹ remarks, the three principal types of skin in mankind. The same author adds, that, as different kinds of fowls living in distant and isolated parts of the world have black skin and bones, this colour must have appeared at various times and places.

The shape and carriage of the body and the shape of the head differ much. The beak varies slightly in length and curvature, but incomparably less than with pigeons. In most crested fowls the nostrils offer a remarkable peculiarity in being raised with a crescentic outline. The primary wing-feathers are short in Cochins; in a male, which must have been more than twice as heavy as *G. bankiva*, these feathers were in both birds of the same length. I have counted, with Mr. Tegetmeier's aid, the primary wing-feathers in thirteen cocks and hens of various breeds; in four of them, namely in two Hamburgs, a Cochin, and Game Bantam, there were 10, instead of the normal number 9; but in counting these feathers I have followed the practice of fanciers, and have not included the first minute primary feather, barely three-quarters of an inch in length. These feathers differ considerably in relative length, the fourth, or the fifth, or the sixth, being the longest; with the third either equal to, or considerably shorter than the fifth. In wild gallinaceous species the relative length and number of the main wing and tail-feathers are extremely constant.

The tail differs much in erectness and size, being small in Malays and very small in Cochins. In thirteen fowls of various breeds which I have examined, five had the normal number of 14 feathers, including in this number the two middle sickle-feathers; six others (viz. a Caffre cock, Gold-spangled Polish cock, Cochin hen, Sultan hen, Game hen, and Malay hen) had 16;

⁵⁹ 'Cottage Gardener,' Jan. 3rd, 1860, p. 218.

⁶⁰ Mr. Williams, in a paper read before the Dublin Nat. Hist. Soc., quoted in 'Cottage Gardener,' 1856, p. 161.

⁶¹ 'De l'Espèce,' 1859, p. 442. For

the occurrence of black-boned fowls in South America, see Roulin, in 'Mém. de l'Acad. des Sciences,' tom. vi. p. 351; and Azara, 'Quadrupèdes du Paraguay,' tom. ii. p. 324. A frizzled fowl sent to me from Madras had black bones.

and two (an old Cochin cock and Malay hen) had 17 feathers. The rumpless fowl has no tail, and in a bird which I kept alive the oil-gland had aborted; but this bird, though the os coccygis was extremely imperfect, had a vestige of a tail with two rather long feathers in the position of the outer caudals. This bird came from a family where, as I was told, the breed had kept true for twenty years; but rumpless fowls often produce chickens with tails.⁶² An eminent physiologist⁶³ has recently spoken of this breed as a distinct species; had he examined the deformed state of the os coccyx he would never have come to this conclusion; he was probably misled by the statement, which may be found in some works, that tailless fowls are wild in Ceylon; but this statement, as I have been assured by Mr. Layard and Dr. Kellaert, who have so closely studied the birds of Ceylon, is utterly false.

The tarsi vary considerably in length, being relatively to the femur considerably longer in the Spanish and Frizzled, and shorter in the Silk and Bantam breeds, than in the wild *G. bankiva*; but in the latter, as we have seen, the tarsi vary in length. The tarsi are often feathered. The feet in many breeds are furnished with additional toes. Golden-spangled Polish fowls are said⁶⁴ to have the skin between their toes much developed; Mr. Tegetmeier observed this in one bird, but it was not so in one which I examined. In Cochins the middle toe is said⁶⁵ to be nearly double the length of the lateral toes, and therefore much longer than in *G. bankiva* or in other fowls; but this was not the case in two which I examined. The nail of the middle toe in this same breed is surprisingly broad and flat, but in a variable degree in two birds which I examined; of this structure in the nail there is only a trace in *G. bankiva*.

The voice differs slightly, as I am informed by Mr. Dixon, in almost every breed. The Malays⁶⁶ have a loud, deep, somewhat prolonged crow, but with considerable individual differences. Colonel Sykes remarks that the domestic Kuhl cock in India has not the shrill clear pipe of the English bird, and "his scale of notes appears more limited." Dr. Hooker was struck with the "prolonged howling screech" of the cocks in Sikhim.⁶⁷ The crow of the Cochin is notoriously and ludicrously different from that of the common cock. The disposition of the different breeds is widely different, varying from the savage and defiant temper of the Game-cock to the extremely peaceable temper of the Cochin. The latter, it has been asserted, "graze to a much greater extent than any other varieties." The Spanish fowls suffer more from frost than other breeds.

Before we pass on to the skeleton, the degree of distinctness of the several breeds from *G. bankiva* ought to be noticed. Some

⁶² Mr. Hewitt, in Tegetmeier's 'Poultry Book,' 1866, p. 231.

⁶³ Dr. Broca, in Brown-Sequard's 'Journal de Phys.,' tom. ii. p. 361.

⁶⁴ Dixon's 'Ornamental Poultry,' p. 325.

⁶⁵ 'Poultry Chronicle,' vol. i. p. 485.

Tegetmeier's 'Poultry Book,' 1866, p. 41. On Cochins grazing, *idem*, p. 46.

⁶⁶ Ferguson on 'Prize Poultry,' p. 187.

⁶⁷ Col. Sykes in 'Proc. Zoolog. Soc.,' 1832, p. 151. Dr. Hooker's 'Himalayan Journals,' vol. i. p. 314.

writers speak of the Spanish as one of the most distinct breeds, and so it is in general aspect; but its characteristic differences are not important. The Malay appears to me more distinct, from its tall stature, small drooping tail with more than fourteen tail-feathers, and from its small comb and wattles; nevertheless one Malay sub-breed is coloured almost exactly like *G. bankiva*. Some authors consider the Polish fowl as very distinct; but this is a semi-monstrous breed, as shown by the protuberant and irregularly perforated skull. The Cochin, with its deeply furrowed frontal bones, peculiarly shaped occipital foramen, short wing-feathers, short tail containing more than fourteen feathers, broad nail to the middle toe, fluffy plumage, rough and dark-coloured eggs, and especially from its peculiar voice, is probably the most distinct of all the breeds. If any one of our breeds has descended from some unknown species, distinct from *G. bankiva*, it is probably the Cochin; but the balance of evidence does not favour this view. All the characteristic differences of the Cochin breed are more or less variable, and may be detected in a greater or lesser degree in other breeds. One sub-breed is coloured closely like *G. bankiva*. The feathered legs, often furnished with an additional toe, the wings incapable of flight, the extremely quiet disposition, indicate a long course of domestication; and these fowls come from China, where we know that plants and animals have been tended from a remote period with extraordinary care, and where consequently we might expect to find profoundly modified domestic races.

Osteological Differences.—I have examined twenty-seven skeletons and fifty-three skulls of various breeds, including three of *G. bankiva*: nearly half of these skulls I owe to the kindness of Mr. Tegetmeier, and three of the skeletons to Mr. Eyton.

The *Skull* differs greatly in size in different breeds, being nearly twice as long in the largest Cochins, but not nearly twice as broad, as in Bantams. The bones at the base, from the occipital foramen to the anterior end (including the quadrates and pterygoids), are absolutely identical in *shape* in all the skulls. So is the lower jaw. In the forehead slight differences are often perceptible between the males and females, evidently caused by the presence of the comb. In every case I take the skull of *G. bankiva* as the standard of comparison. In four Games, in one Malay hen, in an

African cock, in a Frizzled cock from Madras, in two black-boned Silk hens, no differences occur worth notice. In three *Spanish* cocks, the form of the forehead between the orbits differs considerably; in one it is considerably depressed, whilst in the two others it is rather prominent, with a deep medial furrow; the skull of the hen is smooth. In three skulls of *Sebright Bantams* the crown is more globular, and slopes more abruptly to the occiput, than in *G. bankiva*. In a Bantam or Jumper from Burmah these same characters are more strongly pronounced, and the supra-occiput is more pointed. In a black Bantam the skull is not so globular, and the occipital foramen is very large, and has nearly the same sub-triangular outline presently to be described in Cochins; and in this skull the two ascending branches of the premaxillary are overlapped in a singular manner by the processes of the nasal bone, but, as I have seen only one specimen, some of these differences may be individual. Of Cochins and Brahmas (the latter a crossed race approaching closely to Cochins) I have examined seven skulls; at the point where the ascending branches of the premaxillary rest on the frontal bone the surface is much depressed, and from this depression a deep medial furrow extends backwards to a variable distance; the edges of this fissure are rather prominent, as is the top of the skull behind and over the orbits. These characters are less developed in the hens. The pterygoids, and the processes of the lower jaw, relatively to the size of the head, are broader than in *G. bankiva*; and this is likewise the case with Dorkings when of large size. The terminal fork of the hyoid bone in Cochins is twice as wide as in *G. bankiva*, whereas the length of the other hyoid bones is only as three to two. But the most remarkable character is the shape of the occipital foramen: in *G. bankiva* (A) the breadth in a horizontal line exceeds the height in a vertical line, and the outline is nearly circular; whereas in Cochins (B) the outline is sub-triangular, and the vertical line exceeds the horizontal line in length. This same form likewise occurs in the black Bantam above referred to, and an approach to it may be seen in some Dorkings, and in a slight degree in certain other breeds.

Of *Dorkings* I have examined three skulls, one belonging to the white sub-breed; the one character deserving notice is the breadth of the frontal bones, which are moderately furrowed in the middle; thus in a skull which was less than once and a half the length of that of *G. bankiva*, the breadth between the orbits was exactly double. Of *Hamburghs* I have examined four skulls (male and female) of the pencilled sub-breed, and one (male) of the spangled sub-breed; the nasal bones stand remarkably wide apart, but in a variable degree; consequently narrow membrane-covered spaces are left between the tips of the two ascending branches of the premaxillary



Fig. 33.—Occipital Foramen, of natural size. A. Wild *Gallus bankiva*. B. Cochin Cock.

bones, which are rather short, and between these branches and the nasal bones. The surface of the frontal bone, on which the branches of the premaxillary rest, is very little depressed. These peculiarities no doubt stand in close relation with the broad flattened rose-comb characteristic of the Hamburg breed.

I have examined fourteen skulls of *Polish and other crested breeds*. Their differences are extraordinary. First for nine skulls of different sub-breeds of English Polish fowls. The hemispherical protuberance of the frontal bones⁶⁸ may be seen in the accompanying drawings, in which (B) the skull of a white-crested Polish fowl is shown obliquely from above, with the skull (A) of *G. bankiva* in the same position. In fig. 35 longitudinal sections are given of the skulls of a Polish fowl, and, for comparison, of a Cochin of the

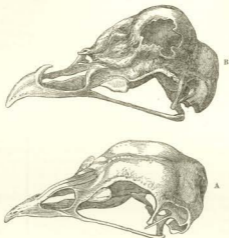


Fig. 34.—Skulls of natural size, viewed from above, a little obliquely.
A. Wild *Gallus bankiva*. B. White-crested Polish Cock.

same size. The protuberance in all Polish fowls occupies the same position, but differs much in size. In one of my nine specimens it was extremely slight. The degree to which the protuberance is ossified varies greatly, larger or smaller portions of bone being replaced by membrane. In one specimen there was only a single open pore; generally, there are many variously-shaped open spaces, the bone forming an irregular reticulation. A medial, longitudinal, arched ribbon of bone is generally retained, but in one specimen there was no bone whatever over the whole protuberance, and the skull when cleaned and viewed from above presented the appearance of an open basin. The change in the whole internal form of the skull is surprisingly great. The brain is modified in a corresponding manner, as is shown in the two longitudinal sections,

⁶⁸ See Mr. Tegetmeier's account, with woodcuts, of the skull of Polish fowls, in 'Proc. Zool. Soc.,' Nov. 25th, 1856. For other references, see *Ibid.* Geoffroy Saint Hilaire, 'Hist. Gén. des Anomalous,' tom. i. p. 287. M. C. Dareste

suspects ('Recherches sur les Conditions de la Vie,' &c., Lille, 1863, p. 36) that the protuberance is not formed by the frontal bones, but by the ossification of the *durs mater*.

which deserve attentive consideration. The upper and anterior cavity of the three into which the skull may be divided, is the one which is so greatly modified; it is evidently much larger than in the Cochin skull of the same size, and extends much further beyond the interorbital septum, but laterally is less deep. Whether this cavity is entirely filled by the brain, may be doubted. In the skull of the Cochin and of all

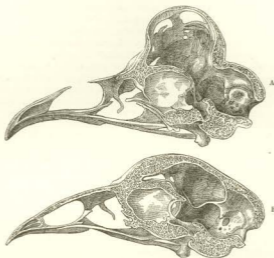


Fig. 35.—Longitudinal sections of Skull, of natural size, viewed laterally. A. Polish Cock. B. Cochin Cock, selected for comparison with the above from being of nearly the same size.

ordinary fowls a strong internal ridge of bone separates the anterior from the central cavity; but this ridge is entirely absent in the Polish skull here figured. The shape of the central cavity is circular in the Polish, and lengthened in the Cochin skull. The shape of the posterior cavity, together with the position, size, and number of the pores for the nerves, differ much in these two skulls. A pit deeply penetrating the occipital bone of the Cochin is entirely absent in this Polish skull, whilst in another specimen it was well developed. In this second specimen the whole internal surface of the posterior cavity likewise differs to a certain extent in shape. I made sections of two other skulls,—namely, of a Polish fowl with the protuberance singularly little developed, and of a Sultan in which it was a little more developed; and when these two skulls were placed between the two above figured (fig. 35), a perfect gradation in the configuration of each part of the internal surface could be traced. In the Polish skull, with a small protuberance, the ridge between the anterior and middle cavities was present, but low; and in the Sultan this ridge was replaced by a narrow furrow standing on a broad raised eminence.

It may naturally be asked whether these remarkable modifications in the form of the brain affect the intellect of Polish fowls; some writers have stated that they are extremely stupid, but Bechstein and Mr. Tegetmeier have shown that this is by no means generally the case. Nevertheless Bechstein⁶⁹ states that he had a Polish hen which "was crazy, and anxiously wandered about all day long." A hen in my possession was solitary in her habits, and was often so absorbed in reverie that she could be touched; she was also deficient in the most singular manner in the faculty of finding her way, so that, if she strayed a hundred yards from her feeding-place, she was completely lost, and would then obstinately try to proceed in a wrong direction. I have received other and similar accounts of Polish fowls appearing stupid or half-idiotic.⁷⁰

To return to the skull. The posterior part, viewed externally, differs little from that of *G. bankiva*. In most fowls the posterior-lateral process of the frontal bone and the process of the squamosal bone run together and are ossified near their extremities: this union of the two bones, however, is not constant in any breed; and in eleven out of fourteen skulls of crested breeds, these processes were quite distinct. These processes, when not united, instead of being inclined anteriorly as in all common breeds, descend at right angles to the lower jaw; and in this case the longer axis of the bony cavity of the ear is likewise more perpendicular than in other breeds. When the squamosal process is free, instead of expanding at the tip, it is reduced to an extremely fine and pointed style, of variable length. The pterygoid and quadrate bones present no difference. The palatine bones are a little more curved upwards at their posterior ends. The frontal bones, anteriorly to the protuberance, are, as in Dorkings, very broad, but in a variable degree. The nasal bones either stand far apart, as in Hamburgs, or almost touch each other, and in one instance were ossified together. Each nasal bone properly sends out in front two long processes of equal lengths, forming a fork; but in all the Polish skulls, except one, the inner process was considerably, but in a variable degree, shortened and somewhat upturned. In all the skulls, except one, the two ascending branches of the premaxillary, instead of running up between the processes of the nasal bones and resting on the ethmoid bone, are much shortened and terminate in a blunt, somewhat upturned point. In those skulls in which the nasal bones approach quite close to each other or are ossified together, it would be impossible for the ascending branches of the premaxillary to reach the ethmoid and frontal bones; hence we see that even the relative connection of the bones has been changed. Apparently in consequence of the branches of the premaxillary and of the inner processes of the nasal bones being somewhat upturned, the external orifices of the nostrils are upraised and assume a crescentic outline.

I must still say a few words on some of the foreign Crested breeds. The skull of a crested, rumpless, white Turkish fowl is very slightly protuberant, and but little perforated; the ascending branches of the premaxillary

⁶⁹ 'Naturgeschichte Deutschlands,' have received communications to a similar effect from Messrs. Brent and Band iii. (1793), s. 400.

⁷⁰ The 'Field,' May 11th, 1861. I Tegetmeier.

are well developed. In another Turkish breed, called *Ghoondooks*, the skull is considerably protuberant and perforated; the ascending branches of the premaxillary are so much aborted that they project only $\frac{1}{12}$ th of an inch; and the inner processes of the nasal bone are so completely aborted, that the surface where they should have projected is quite smooth. Here then we see these two bones modified to an extreme degree. Of *Sultans* (another Turkish breed) I examined two skulls; in that of the female the protuberance was much larger than in the male. In both skulls the ascending branches of the premaxillary were very short, and in both the basal portion of the inner processes of the nasal bones were ossified together. These *Sultan* skulls differed from those of English Polish fowls in the frontal bones, anteriorly to the protuberance, not being broad.

The last skull which I need describe is a unique one, lent to me by Mr. Tegetmeier: it resembles a Polish skull in most of its characters, but has not the great frontal protuberance; it has, however, two rounded knobs of a different nature, which stand more in front, above the lachrymal bones.



Fig. 36.—Skull of Horned Fowl, of natural size, viewed from above, a little obliquely. (In the possession of Mr. Tegetmeier.)

These curious knobs, into which the brain does not enter, are separated from each other by a deep medial furrow; and this is perforated by a few minute pores. The nasal bones stand rather wide apart, with their inner processes, and the ascending branches of the premaxillary, upturned and shortened. The two knobs no doubt supported the two great horn-like projections of the comb.

From the foregoing facts we see in how astonishing a manner some of the bones of the skull vary in Crested fowls. The protuberance may certainly be called in one sense a monstrosity, as being wholly unlike anything observed in nature: but as in ordinary cases it is not injurious to the bird, and as it is strictly inherited, it can hardly in another sense be called a monstrosity. A series may be formed commencing with the black-boned *Silk fowl*, which has a very small crest with the skull beneath penetrated only by a few minute orifices, but with no other change in its structure; and from this first stage we may proceed to fowls with a moderately large crest, which rests, according to *Bechstein*, on a fleshy mass, but without any pro-

tubercle in the skull. I may add that I have seen a similar fleshy or fibrous mass beneath the tuft of feathers on the head of the Tufted duck; and in this case there was no actual protuberance in the skull, but it had become a little more globular. Lastly, when we come to fowls with a largely developed crest, the skull becomes largely protuberant and is perforated by a multitude of irregular open spaces. The close relation between the crest and the size of the bony protuberance is shown in another way; for Mr. Tegetmeier informs me that if chickens lately hatched be selected with a large bony protuberance, when adult they will have a large crest. There can be no doubt that in former times the breeder of Polish fowls attended solely to the crest, and not to the skull; nevertheless, by increasing the crest, in which he has wonderfully succeeded, he has unintentionally made the skull protuberant to an astonishing degree; and through correlation of growth, he has at the same time affected the form and relative connexion of the premaxillary and nasal bones, the shape of the orifice of the nose, the breadth of the frontal bones, the shape of the post-lateral processes of the frontal and squamosal bones, the direction of the axis of the bony cavity of the ear, and lastly the internal configuration of the whole skull together with the shape of the brain.

Vertebrae.—In *G. bankiva* there are fourteen cervical, seven dorsal with ribs, apparently fifteen lumbar and sacral, and six caudal vertebrae;⁷¹ but the lumbar and sacral are so much ankylosed that I am not sure of their number, and this makes the comparison of the total number of vertebrae in the several breeds difficult. I have spoken of six caudal vertebrae, because the basal one is almost completely ankylosed with the pelvis; but if we consider the number as seven, the caudal vertebrae agree in all the skeletons. The cervical vertebrae are, as just stated, in appearance fourteen; but out of twenty-three skeletons in a fit state for examination, in five of them, namely, in two Games, in two pencilled Hamburgs, and in a Polish, the fourteenth vertebra bore ribs, which, though small, were perfectly developed with a double articulation. The presence of these little ribs cannot be considered as a fact of much importance, for all the cervical vertebrae bear representatives of ribs; but their development in the fourteenth vertebra reduces the size of the passages in the transverse processes, and makes this vertebra exactly like the first dorsal vertebra. The addition of these little ribs does not affect the fourteenth cervical alone, for properly the ribs of the first true dorsal vertebra are destitute of processes; but in some of the skeletons in which the fourteenth cervical bore little ribs, the first pair of true ribs had well-developed processes. When we know that the sparrow has only nine, and the swan twenty-three cervical vertebrae,⁷² we need feel no surprise at the number of the cervical vertebrae in the fowl being, as it appears, variable.

There are seven dorsal vertebrae bearing ribs; the first dorsal is never

⁷¹ It appears that I have not correctly designated the several groups of vertebrae for a great authority, Mr. W. K. Parker ('Transact. Zoolog. Soc.' vol. v. 198), specifies 16 cervical, 4 dorsal,

15 lumbar, and 6 caudal vertebrae in this genus. But I have used the same terms in all the following descriptions.

⁷² Macgillivray, 'British Birds,' vol. i. p. 25.

anchylosed with the succeeding four, which are generally anchylosed together. In one Sultan fowl, however, the two first dorsal vertebrae were free. In two skeletons, the fifth dorsal was free; generally the sixth is free (as in *G. bankiva*), but sometimes only at its posterior end, where in contact with the seventh. The seventh dorsal vertebra, in every case excepting in one Spanish cock, was anchylosed with the lumbar vertebrae. So that the degree to which these middle dorsal vertebrae are anchylosed together is variable.

Seven is the normal number of true ribs, but in two skeletons of the Sultan fowl (in which the fourteenth cervical vertebra was not furnished with little ribs) there were eight pairs; the eighth pair seemed to be developed on a vertebra corresponding with the first lumbar in *G. bankiva*; the sternal portion of both the seventh and eighth ribs did not reach the sternum. In four skeletons in which ribs were developed on the fourteenth cervical vertebra, there were, when these cervical ribs are included, eight pairs; but in one Game-cock, in which the fourteenth cervical was furnished with ribs, there were only six pairs of true dorsal ribs; the sixth pair in this case did not have processes, and thus resembled the seventh pair in other skeletons; in this game-cock, as far as could be judged from the appearance of the lumbar vertebrae, a whole dorsal vertebra with its ribs was missing. We thus see that the ribs (whether or not the little pair attached to the fourteenth cervical vertebra be counted) vary from six to eight pair. The sixth pair is frequently not furnished with processes. The sternal portion of the seventh pair is extremely broad in Cochins, and is completely ossified. As previously stated, it is scarcely possible to count the lumbo-sacral vertebrae; but they certainly do not correspond in shape or number in the several skeletons. The caudal vertebrae are closely similar in all the skeletons, the only difference being, whether or not the basal one is anchylosed to the pelvis; they hardly vary even in length, not being shorter in Cochins, with their short tail-feathers, than in other breeds; in a Spanish cock, however, the caudal vertebrae were a little elongated. In three rumpless fowls the caudal vertebrae were few in number, and anchylosed together into a misformed mass.

In the individual vertebrae the differences in structure are very slight.

In the atlas the cavity for the occipital condyle is either ossified into a ring, or is, as in *Bankiva*, open on its upper margin. The upper arc of the spinal canal is a little more arched in Cochins, in conformity with the shape of occipital foramen, than in *G. bankiva*. In several skeletons a difference, but not of much importance, may be observed, which commences at the fourth cervical vertebra, and is greatest at about the sixth, seventh, or eighth vertebra; this consists in the hemal descending processes being united to the body of the vertebra by a sort of buttress. This structure may be observed in Cochins, Polish, some Hamburgs, and probably other breeds; but is absent, or barely developed, in Game, Dorking, Spanish, Bantam, and



Fig. 37.—Sixth Cervical Vertebra, of natural size, viewed laterally. A. Wild Gallus *bankiva*. B. Cochin Cock.

several other breeds examined by me. On the dorsal surface of the sixth cervical vertebra in Cochins three prominent points are more strongly developed than in the corresponding vertebra of the Game-fowl or *G. bankiva*.

Pelvis.—This differs in some few points in the several skeletons. The anterior margin of the ilium seems at first to vary much in outline, but this is chiefly due to the degree to which the margin in the middle part is ossified to the crest of the spine; the outline, however, does differ in being more truncated in Bantams, and more rounded in certain breeds, as in Cochins. The outline of the ischiadic foramen differs considerably, being nearly circular in Bantams, instead of egg-shaped as in the *Bankiva*, and more regularly oval in some skeletons, as in the Spanish. The obturator notch is also much less elongated in some skeletons than in others. The end of the pubic bone presents the greatest difference; being hardly enlarged in the *Bankiva*; considerably and gradually enlarged in Cochins, and in a lesser degree in some other breeds; and abruptly enlarged in Bantams. In one Bantam this bone extended very little beyond the extremity of the ischium. The whole pelvis in this latter bird differed widely in its proportions, being far broader proportionally to its length than in *Bankiva*.

Sternum.—This bone is generally so much deformed that it is scarcely possible to compare its form strictly in the several breeds. The shape of

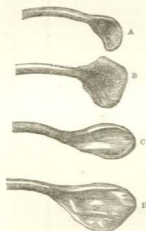


Fig. 36.—Extremity of the Furcula, of natural size, viewed laterally. A. Wild *Gallus bankiva*. B. Spangled Polish Fowl. C. Spanish Fowl. D. Dorking Fowl.

the same bones in the wild *Bankiva*, in the following breeds, which I thought were the most likely to differ; namely, in Cochin, Dorking,

the triangular extremity of the lateral processes differs considerably, being either almost equilateral or much elongated. The front margin of the crest is more or less perpendicular and varies greatly, as does the curvature of the posterior end, and the flatness of the lower surface. The outline of the manubrial process also varies, being wedge-shaped in the *Bankiva*, and rounded in the Spanish breed. The *furcula* differs in being more or less arched, and greatly, as may be seen in the accompanying outlines, in the shape of the terminal plate; but the shape of this part differed a little in two skeletons of the wild *Bankiva*. The *coracoids* present no difference worth notice. The *scapula* varies in shape, being of nearly uniform breadth in *Bankiva*, much broader in the middle in the Polish fowl, and abruptly narrowed towards the apex in the two Sultan fowls.

I carefully compared each separate bone of the leg and wing, relatively to

Spanish, Polish, Burmese Bantam, Frizzled Indian, and black-boned Silk fowls; and it was truly surprising to see how absolutely every process, articulation, and pore agreed, though the bones differed greatly in size. The agreement is far more absolute than in other parts of the skeleton. In stating this, I do not refer to the relative thickness and length of the several bones; for the tarsi varied considerably in both these respects. But the other limb-bones varied little even in relative length.

Finally, I have not examined a sufficient number of skeletons to say whether any of the foregoing differences, except in the skull, are characteristic of the several breeds. Apparently some differences are more common in certain breeds than in others,—as an additional rib to the fourteenth cervical vertebra in Hamburgs and Games, and the breadth of the end of the pubic bone in Cochins. Both skeletons of the Sultan fowl had eight dorsal vertebrae, and the end of the scapula in both was somewhat attenuated. In the skull, the deep medial furrow in the frontal bones and the vertically elongated occipital foramen seem to be characteristic of Cochins; as is the great breadth of the frontal bones in Dorkings; the separation and open spaces between the tips of the ascending branches of the premaxillaries and nasal bones, as well as the front part of the skull being but little depressed, characterise Hamburgs; the globular shape of the posterior part of the skull seems to be characteristic of laced Bantams; and lastly, the protuberance of the skull with the ascending branches of the premaxillaries partially aborted, together with the other differences before specified, are eminently characteristic of Polish and other Crested fowls.

But the most striking result of our examination of the skeleton is the great variability of all the bones except those of the extremities. To a certain extent we can understand why the skeleton fluctuates so much in structure; fowls have been exposed to unnatural conditions of life, and their whole organisation has thus been rendered variable; but the breeder is quite indifferent to, and never intentionally selects, any modifications in the skeleton. External characters, if not attended to by man,—such as the number of the tail and wing feathers and their relative lengths, which in wild birds are generally constant points,—fluctuate in our domestic fowls in the same manner as the several parts of the skeleton. An additional toe is a "point" in Dorkings, and has become a fixed character, but is variable in

Cochins and Silk-fowls. The colour of the plumage and the form of the comb are in most breeds, or even sub-breeds, eminently fixed characters; but in Dorkings these points have not been attended to, and are variable. When any modification in the skeleton is related to some external character which man values, it has been, unintentionally on his part, acted on by selection, and has become more or less fixed. We see this in the wonderful protuberance of the skull, which supports the crest of feathers in Polish fowls, and which by correlation has affected other parts of the skull. We see the same result in the two protuberances which support the horns in the horned fowl, and in the flattened shape of the front of the skull in Hamburgs consequent on their flattened and broad "rose-combs." We know not in the least whether additional ribs, or the changed outline of the occipital foramen, or the changed form of the scapula, or of the extremity of the furcula, are in any way correlated with other structures, or have arisen from the changed conditions and habits of life to which our fowls have been subjected; but there is no reason to doubt that these various modifications in the skeleton could be rendered, either by direct selection, or by the selection of correlated structures, as constant and as characteristic of each breed, as are the size and shape of the body, the colour of the plumage, and the form of the comb.

Effects of the Disuse of Parts.

Judging from the habits of our European gallinaceous birds, *Gallus bankiva* in its native haunts would use its legs and wings more than do our domestic fowls, which rarely fly except to their roosts. The Silk and the Frizzled fowls, from having imperfect wing-feathers, cannot fly at all; and there is reason to believe that both these breeds are ancient, so that their progenitors during many generations cannot have flown. The Cochins, also, from their short wings and heavy bodies, can hardly fly up to a low perch. Therefore in these breeds, especially in the two first, a considerable diminution in the wing-bones might have been expected, but this is not the case. In every specimen, after disarticulating and cleaning the bones, I carefully compared the relative length of the two main bones of the wing to each other, and of the two main bones of the leg to each other, with those of *G. bankiva*; and it was surprising to see (except in the case of the tarsi) how exactly the same relative length had been retained. This fact is curious, from showing how truly the proportions of an organ may be inherited, although not fully exercised during many generations. I then compared in several breeds the

length of the femur and tibia with the humerus and ulna, and likewise these same bones with those of *G. bankiva*; the result was that the wing-bones in all the breeds (except the Burmese Jumper, which has unnaturally short legs) are slightly shortened relatively to the leg-bones; but the decrease is so slight that it may be due to the standard specimen of *G. bankiva* having accidentally had wings of slightly greater length than usual; so that the measurements are not worth giving. But it deserves notice that the Silk and Frizzled fowls, which are quite incapable of flight, had their wings *less* reduced relatively to their legs than in almost any other breed! We have seen with domesticated pigeons that the bones of the wings are somewhat reduced in length, whilst the primary feathers are rather increased in length, and it is just possible, though not probable, that in the Silk and Frizzled fowls any tendency to decrease in the length of the wing-bones from disuse may have been checked through the law of compensation, by the decreased growth of the wing-feathers, and consequent increased supply of nutriment. The wing-bones, however, in both these breeds, are found to be slightly reduced in length when judged by the standard of the length of the sternum or head, relatively to these same parts in *G. bankiva*.

The actual weight of the main bones of the leg and wing in twelve breeds is given in the two first columns in the following table. The calculated weight of the wing-bones relatively to the leg-bones, in comparison with the leg and wing-bones of *G. bankiva*, are given in the third column,—the weight of the wing-bones in *G. bankiva* being called a hundred.⁷³

TABLE I.

Names of Breeds.		Actual Weight of Femur and Tibia.	Actual Weight of Humerus and Ulna.	Weight of Wing-bones relatively to the Leg-bones, in comparison with these same bones in <i>G. bankiva</i> .
		Grains.	Grains.	
	<i>Gallus bankiva</i> wild male	86	54	100
1	Cochin male	311	162	83
2	Dorking male	557	248	70
3	Spanish (Minorca) .. male	386	183	75
4	Gold Spangled Polish male	306	145	75
5	Game, black-breasted male	293	143	77
6	Malay female	231	116	80
7	Sultan male	189	94	79
8	Indian Frizzled male	206	88	67
9	Burmese Jumper .. female	53	36	108
10	Hamburgh (pencilled) male	157	104	106
11	Hamburgh (pencilled) female	114	77	108
12	Silk (black-boned) .. female	88	57	163

⁷³ It may be well to explain how the calculation has been made for the third column. In *G. bankiva* the leg-bones

are to the wing-bones as 86 : 54, or as (neglecting decimals) 100 : 62;—in Cochins as 311 : 162, or as 100 : 52;—

In the eight first birds, belonging to distinct breeds, in this table, we see a decided reduction in the weight of the bones of the wing. In the Indian Frizzled fowl, which cannot fly, the reduction is carried to the greatest extent, namely, to thirty-three per cent. of their proper proportional weight. In the next four birds, including the Silk-ben, which is incapable of flight, we see that the wings, relatively to the legs, are slightly increased in weight; but it should be observed that, if in these birds the legs had become from any cause reduced in weight, this would give the false appearance of the wings having increased in relative weight. Now a reduction of this nature has certainly occurred with the Burmese Jumper, in which the legs are abnormally short, and in the two Hamburgs and Silk fowl, the legs, though not short, are formed of remarkably thin and light bones. I make these statements, not judging by mere eyesight, but after having calculated the weights of the leg-bones relatively to those of *G. bankiva*, according to the only two standards of comparison which I could use, namely, the relative lengths of the head and sternum; for I do not know the weight of the body in *G. bankiva*, which would have been a better standard. According to these standards, the leg-bones in these four fowls are in a marked manner far lighter than in any other breed. It may therefore be concluded that in all cases in which the legs have not been through some unknown cause much reduced in weight, the wing-bones have become reduced in weight relatively to the leg-bones, in comparison with those of *G. bankiva*. And this reduction of weight may, I apprehend, safely be attributed to disuse.

To make the foregoing table quite satisfactory, it ought to have been shown that in the eight first birds the leg-bones have not actually increased in weight out of due proportion with the rest of the body; this I cannot show, from not knowing, as already remarked, the weight of the wild *Bankiva*.⁷⁴ I am indeed inclined to suspect that the leg-bones in the Dorking, No. 2 in the table, are proportionally too heavy; but this bird was a very large one, weighing 7 lb. 2 oz., though very thin. Its leg-bones were more than ten times as heavy as those of the Burmese Jumper! I tried to ascertain the length both of the leg-bones and wing-bones relatively to other parts of the body and skeleton; but the whole organisation in these birds, which have been so long domesticated, has become so variable, that no certain conclusions could be reached. For instance, the legs of the above Dorking cock were nearly three-quarters of an inch too short relatively to the length of the sternum, and more than

in Dorkings as 557 : 248, or as 100 : 44; and so on for the other breeds. We thus get the series of 62, 52, 44 for the relative weights of the wing-bones in *G. bankiva*, Cochins, Dorkings, &c. And now taking 100, instead of 62, for the weight of the wing-bones in *G. bankiva*, we get, by another rule of three, 83 as the weight of the wing-bones in Cochins; 70 in the Dorkings; and so on for the

remainder of the third column in the table.

⁷⁴ Mr. Blyth (in 'Annals and Mag. of Nat. Hist.,' 2nd series, vol. i., 1848, p. 456) gives 3½ lb. as the weight of a full-grown male *G. bankiva*; but from what I have seen of the skins and skeletons of various breeds, I cannot believe that my two specimens of *G. bankiva* could have weighed so much.

three-quarters of an inch too long relatively to the length of the skull, in comparison with these same parts in *G. bankiva*.

In the following Table II. in the two first columns we see in inches and decimals the length of the sternum, and the extreme depth of its crest to which the pectoral muscles are attached. In the third column we have the calculated depth of the crest, relatively to the length of the sternum, in comparison with these same parts in *G. bankiva*.⁷⁵

TABLE II.

Names of Breeds.		Length of Sternum.	Depth of Crest of Sternum.	Depth of Crest, relatively to the length of the Sternum, in comparison with <i>G. bankiva</i> .
		Inches.	Inches.	
	<i>Gallus bankiva</i> male	4·20	1·40	100
1	Cochin male	5·83	1·55	78
2	Dorking male	6·95	1·97	84
3	Spanish male	6·10	1·83	90
4	Polish male	5·07	1·50	87
5	Game male	5·55	1·55	81
6	Malay female	5·10	1·50	87
7	Sultan male	4·47	1·36	90
8	Frizzled hen male	4·25	1·20	84
9	Burmese Jumper female	3·06	0·85	81
10	Hamburgh male	5·08	1·40	81
11	Hamburgh female	4·55	1·26	81
12	Silk fowl female	4·49	1·01	66

By looking to the third column we see that in every case the depth of the crest relatively to the length of the sternum, in comparison with *G. bankiva*, is diminished, generally between 10 and 20 per cent. But the degree of reduction varies much, partly in consequence of the frequently deformed state of the sternum. In the Silk-fowl, which cannot fly, the crest is 34 per cent. less deep than what it ought to have been. This reduction of the crest in all the breeds probably accounts for the great variability, before referred to, in the curvature of the furcula, and in the shape of its sternal extremity. Medical men believe that the abnormal form of the spine so commonly observed in women of the higher ranks results from the attached muscles not being fully exercised. So it is with our domestic fowls, for they use their pectoral muscles but little, and, out of twenty-five sternums examined by me, three alone were perfectly symmetrical, ten were moderately crooked, and twelve were deformed to an extreme degree.

Finally, we may conclude with respect to the various breeds of the fowl, that the main bones of the wing have probably been shortened in a very slight degree; that they have cer-

⁷⁵ The third column is calculated on the same principle as explained in the previous foot-note, p. 271.

tainly become lighter relatively to the leg-bones in all the breeds in which these latter bones are not unnaturally short or delicate ; and that the crest of the sternum, to which the pectoral muscles are attached, has invariably become less prominent, the whole sternum being also extremely liable to deformity. These results we may attribute to the lessened use of the wings.

Correlation of Growth.—I will here sum up the few facts which I have collected on this obscure, but important, subject. In Cochins and Game-fowls there is some relation between the colour of the plumage and the darkness of the egg-shell and even of the yolk. In Sultans the additional sickle-feathers in the tail are apparently related to the general redundancy of the plumage, as shown by the feathered legs, large crest, and beard. In two tailless fowls which I examined the oil-gland was aborted. A large crest of feathers, as Mr. Tegetmeier has remarked, seems always accompanied by a great diminution or almost entire absence of the comb. A large beard is similarly accompanied by diminished or absent wattles. These latter cases apparently come under the law of compensation or balancement of growth. A large beard beneath the lower jaw and a large top-knot on the skull often go together. The comb when of any peculiar shape, as with Horned, Spanish, and Hamburgh fowls, affects in a corresponding manner the underlying skull ; and we have seen how wonderfully this is the case with Crested fowls when the crest is largely developed. With the protuberance of the frontal bones the shape of the internal surface of the skull and of the brain is greatly modified. The presence of a crest influences in some unknown way the development of the ascending branches of the premaxillary bone, and of the inner processes of the nasal bones ; and likewise the shape of the external orifice of the nostrils. There is a plain and curious correlation between a crest of feathers and the imperfectly ossified condition of the skull. Not only does this hold good with nearly all crested fowls, but likewise with tufted ducks, and as Dr. Günther informs me with tufted geese in Germany.

Lastly, the feathers composing the crest in male Polish fowls resemble hackles, and differ greatly in shape from those in the crest of the female. The neck, wing-coverts, and loins

in the male bird are properly covered with hackles, and it would appear that feathers of this shape have spread by correlation to the head of the male. This little fact is interesting; because, though both sexes of some wild gallinaceous birds have their heads similarly ornamented, yet there is often a difference in the size and shape of feathers forming their crests. Furthermore there is in some cases, as in the male Gold and in the male Amherst pheasants (*P. pictus* and *Amherstii*), a close relation in colour, as well as in structure, between the plumes on the head and on the loins. Hence it would appear that the same law has regulated the state of the feathers on the head and body, both with species living under their natural conditions, and with birds which have varied under domestication.

2/ male

CHAPTER VIII.

DUCKS — GOOSE — PEACOCK — TURKEY — GUINEA-FOWL —
CANARY-BIRD — GOLD-FISH — HIVE-BEES — SILK-MOTHS.

DUCKS, SEVERAL BREEDS OF — PROGRESS OF DOMESTICATION — ORIGIN OF, FROM THE COMMON WILD-DUCK — DIFFERENCES IN THE DIFFERENT BREEDS — OSTEOLOGICAL DIFFERENCES — EFFECTS OF USE AND DISUSE ON THE LIMB-BONES.

GOOSE, ANCIENTLY DOMESTICATED — LITTLE VARIATION OF — SEBASTOPOL BREED.

PEACOCK, ORIGIN OF BLACK-SHOULDERED BREED.

TURKEY, BREEDS OF — CROSSED WITH THE UNITED STATES SPECIES — EFFECTS OF CLIMATE ON.

GUINEA-FOWL, CANARY-BIRD, GOLD-FISH, HIVE-BEES.

SILK-MOTHS, SPECIES AND BREEDS OF — ANCIENTLY DOMESTICATED — CARE IN THEIR SELECTION — DIFFERENCES IN THE DIFFERENT RACES — IN THE EGG, CATERPILLAR, AND COCOON STATES — INHERITANCE OF CHARACTERS — IMPERFECT WINGS — LOST INSTINCTS — CORRELATED CHARACTERS.

I WILL, as in previous cases, first briefly describe the chief domestic breeds of the duck:—

BREED 1. *Common Domestic Duck.*—Varies much in colour and in proportions, and differs in instincts and disposition from the wild-duck. There are several sub-breeds:—(1) The Aylesbury, of great size, white, with pale-yellow beak and legs; abdominal sack largely developed. (2) The Rouen, of great size, coloured like the wild-duck, with green or mottled beak; abdominal sack largely developed. (3) Tufted Duck, with a large top-knot of fine downy feathers, supported on a fleshy mass, with the skull perforated beneath. The top-knot in a duck which I imported from Holland was two and a half inches in diameter. (4) Labrador (or Canadian, or Buenos Ayres, or East Indian); plumage entirely black; beak broader, relatively to its length, than in the wild-duck; eggs slightly tinted with black. This sub-breed perhaps ought to be ranked as a breed; it includes two sub-varieties, one as large as the common domestic duck, which I have kept alive, and the other smaller and often capable of flight.¹ I presume it is this latter sub-variety which has been described in France² as flying well, being rather wild, and when cooked having the flavour of the wild-duck; nevertheless this sub-variety is polygamous, like other domesticated ducks and unlike the wild duck. These black Labrador ducks breed true;

¹ 'Poultry Chronicle' (1854), vol. ii. p. 91, and vol. i. p. 330.

² Dr. Turril, in 'Bull. Soc. d'Acclimat,' tom. vii., 1860, p. 541.

but a case is given by Dr. Turrill of the French sub-variety producing young with some white feathers on the head and neck, and with an ochre-coloured patch on the breast.

BREED 2. Hook-billed Duck.—This bird presents an extraordinary appearance from the downward curvature of the beak. The head is often tufted. The common colour is white, but some are coloured like wild-ducks. It is an ancient breed, having been noticed in 1676.³ It shows its prolonged domestication by almost incessantly laying eggs, like the fowls which are called everlasting layers.⁴

BREED 3. Cull-Duck.—Remarkable from its small size, and from the extraordinary loquacity of the female. Beak short. These birds are either white, or coloured like the wild-duck.

BREED 4. Penguin Duck.—This is the most remarkable of all the breeds, and seems to have originated in the Malayan archipelago. It walks with its body extremely erect, and with its thin neck stretched straight upwards. Beak rather short. Tail upturned, including only 18 feathers. Femur and meta-tarsi elongated.

Almost all naturalists admit that the several breeds are descended from the common wild duck (*Anas boschas*); most fanciers, on the other hand, take as usual a very different view.⁵ Unless we deny that domestication, prolonged during centuries, can affect even such unimportant characters as colour, size, and in a slight degree proportional dimensions and mental disposition, there is no reason whatever to doubt that the domestic duck is descended from the common wild species, for the one differs from the other in no important character. We have some historical evidence with respect to the period and progress of the domestication of the duck. It was unknown⁶ to the ancient Egyptians, to the Jews of the Old Testament, and to the Greeks of the Homeric period. About eighteen centuries ago Columella⁷ and Varro speak of the necessity of keeping ducks in netted enclosures like other wild fowl, so that at this period there was danger of their flying away.

³ Willughby's 'Ornithology,' by Ray, p. 381. This breed is also figured by Albin, in 1734, in his 'Nat. Hist. of Birds,' vol. ii. p. 86.

⁴ F. Cuvier, in 'Annales du Muséum,' tom. ix. p. 128, says that moulting and incubation alone stop these ducks laying. Mr. B. P. Brent makes a similar remark in the 'Poultry Chronicle,' 1835, vol. iii. p. 512.

⁵ Rev. E. S. Dixon, 'Ornamental and Domestic Poultry' (1848), p. 117.

Mr. B. P. Brent, in 'Poultry Chronicle,' vol. iii., 1855, p. 512.

⁶ Crawford on the 'Relation of Domesticated Animals to Civilisation,' read before the Brit. Assoc. at Oxford, 1860.

⁷ Dureau de la Malle, in 'Annales des Sciences Nat.,' tom. xvii. p. 164; and tom. xxi. p. 55. Rev. E. S. Dixon, 'Ornamental Poultry,' p. 118. Tame ducks were not known in Aristotle's time, as remarked by Volz, in his 'Beiträge zur Kulturgeschichte,' 1852, s. 78.

Moreover, the plan recommended by Columella to those who might wish to increase their stock of ducks, namely, to collect the eggs of the wild bird and to place them under a hen, shows, as Mr. Dixon remarks, "that the duck had not at this time become a naturalised and prolific inmate of the Roman poultry-yard." The origin of the domestic duck from the wild species is recognised in nearly every language of Europe, as Aldrovandi long ago remarked, by the same name being applied to both. The wild duck has a wide range from the Himalayas to North America. It crosses readily with the domestic bird, and the crossed offspring are perfectly fertile.

Both in North America and Europe the wild duck has been found easy to tame and breed. In Sweden this experiment was carefully tried by Tiburtius; he succeeded in rearing wild ducks for three generations, but, though they were treated like common ducks, they did not vary even in a single feather. The young birds suffered from being allowed to swim about in cold water,⁸ as is known to be the case, though the fact is a strange one, with the young of the common domestic duck. An accurate and well-known observer in England⁹ has described in detail his often repeated and successful experiments in domesticating the wild duck. Young birds are easily reared from eggs hatched under a bantam; but to succeed it is indispensable not to place the eggs of both the wild and tame duck under the same hen, for in this case "the young wild ducks die off, leaving their more hardy brethren in undisturbed possession of their foster-mother's care. The difference of habit at the onset in the newly-hatched ducklings almost entails such a result to a certainty." The wild ducklings were from the first quite tame towards those who took care of them as long as they wore the same clothes, and likewise to the dogs and cats of the house. They would even snap with their beaks at the dogs, and drive them away from any spot which they coveted. But they were much alarmed at strange men and dogs. Differently from what

⁸ I quote this account from 'Die Ente, Schwanen-zucht,' Ulm, 1828, s. 143. See Audubon's 'Ornithological Biography,' vol. iii. p. 168, on the taming of ducks on the Mississippi. For the same fact in England, see Mr.

Waterton, in London's 'Mag. of Nat. Hist.,' vol. viii., 1835, p. 542; and Mr. St. John, 'Wild Sports and Nat. Hist. of the Highlands,' 1846, p. 129.

⁹ Mr. E. Hewitt, in 'Journal of Horticulture,' 1862, p. 773; and 1863, p. 39.

occurred in Sweden, Mr. Hewitt found that his young birds always changed and deteriorated in character in the course of two or three generations; notwithstanding that great care was taken to prevent any crossing with tame ducks. After the third generation his birds lost the elegant carriage of the wild species, and began to acquire the gait of the common duck. They increased in size in each generation, and their legs became less fine. The white collar round the neck of the mallard became broader and less regular, and some of the longer primary wing-feathers became more or less white. When this occurred, Mr. Hewitt always destroyed his old stock and procured fresh eggs from wild nests; so that he never bred the same family for more than five or six generations. His birds continued to pair together, and never became polygamous like the common domestic duck. I have given these details, because no other case, as far as I know, has been so carefully recorded by a competent observer of the progress of change in wild birds reared for several generations in a domestic condition.

From these considerations there can hardly be a doubt that the wild duck is the parent of the common domestic kind; nor need we look to distinct species for the parentage of the more distinct breeds, namely, Penguin, Call, Hook-billed, Tufted, and Labrador ducks. I will not repeat the arguments used in the previous chapters on the improbability of man having in ancient times domesticated several species since become unknown or extinct, though ducks are not readily exterminated in the wild state;—on some of the supposed parent-species having had abnormal characters in comparison with all the other species of the genus, as with hook-billed and penguin ducks;—on all the breeds, as far as is known, being fertile together;¹⁰—on all the breeds having the same general disposition, instinct, &c. But one fact bearing on this question may be noticed: in the great duck family, one species alone, namely, the male of

¹⁰ I have met with several statements on the fertility of the several breeds when crossed. Mr. Yarrell assured me that Call and common ducks are perfectly fertile together. I crossed Hook-billed and common ducks, and a Penguin and Labrador, and the crossed ducks were

quite fertile, though they were not bred *inter se*, so that the experiment was not fully tried. Some half-bred Penguins and Labradors were again crossed with Penguins, and subsequently bred by me *inter se*, and they were extremely fertile.

A. boschas, has its four middle tail-feathers curled upwardly; now in every one of the above-named domestic breeds these curled feathers exist, and on the supposition that they are descended from distinct species, we must assume that man formerly hit upon species all of which had this now unique character. Moreover, sub-varieties of each breed are coloured almost exactly like the wild duck, as I have seen with the largest and smallest breeds, namely Rouens and Call-ducks, and, as Mr. Brent states,¹¹ is the case with Hook-billed ducks. This gentleman, as he informs me, crossed a white Aylesbury drake and a black Labrador duck, and some of the ducklings as they grew up assumed the plumage of the wild duck.

With respect to Penguins, I have not seen many specimens, and none were coloured precisely like the wild duck; but Sir James Brooke sent me three skins from Lombok and Bali, in the Malayan archipelago; the two females were paler and more rufous than the wild duck, and the drake differed in having the whole under and upper surface (excepting the neck, tail-coverts, tail, and wings) silver-grey, finely pencilled with dark lines, closely like certain parts of the plumage of the wild mallard. But I found this drake to be identical in every feather with a variety of the common breed procured from a farm-yard in Kent, and I have occasionally elsewhere seen similar specimens. The occurrence of a duck bred under so peculiar a climate as that of the Malayan archipelago, where the wild species does not exist, with exactly the same plumage as may occasionally be seen in our farm-yards, is a fact worth notice. Nevertheless the climate of the Malayan archipelago apparently does tend to cause the duck to vary much, for Zollinger,¹² speaking of the Penguin breed, says that in Lombok "there is an unusual and very wonderful variety of ducks." One Penguin drake which I kept alive differed from those of which the skins were sent me from Lombok, in having its breast and back partially coloured with chesnut-brown, thus more closely resembling the Mallard.

From these several facts, more especially from the drakes of all the breeds having curled tail-feathers, and from certain sub-varieties in each breed occasionally resembling in general

¹¹ 'Poultry Chronicle,' 1855, vol. iii. p. 512.

¹² 'Journal of the Indian Archipelago,' vol. v. p. 334.

plumage the wild duck, we may conclude with confidence that all the breeds are descended from *A. boschas*.

I will now notice some of the peculiarities characteristic of the several breeds. The eggs vary in colour; some common ducks laying pale-greenish and others quite white eggs. The eggs which are first laid during each season by the black Labrador duck, are tinted black, as if rubbed with ink. So that with ducks, as with poultry, some degree of correlation exists between the colour of the plumage and the egg-shell. A good observer assured me that one year his Labrador ducks laid almost perfectly white eggs, but that the yolks were this same season dirty olive-green, instead of as usual of a golden yellow, so that the black tint appeared to have passed inwards. Another curious case shows what singular variations sometimes occur and are inherited; Mr. Hansell¹³ relates that he had a common duck which always laid eggs with the yolk of a dark-brown colour like melted glue; and the young ducks, hatched from these eggs, laid the same kind of eggs, so that the breed had to be destroyed.

The hook-billed duck has a most remarkable appearance (see fig. of skull, woodcut No. 39); and its peculiar beak has been inherited at least since the year 1676. This structure is evidently analogous with that described in the Bagadotten carrier pigeon. Mr. Brent¹⁴ says that, when hook-billed ducks are crossed with common ducks, "many young ones are produced with the upper mandible shorter than the lower, which not unfrequently causes the death of the bird." A tuft of feathers on the head is by no means a rare occurrence; namely, in the true tufted breed, the hook-billed, the common farmyard duck, and in a duck having no other peculiarity which was sent to me from the Malayan archipelago. The tuft is only so far interesting as it affects the skull, which is thus rendered slightly more globular, and is perforated by numerous apertures. Call-ducks are remarkable from their extraordinary loquacity: the drake only hisses like common drakes; nevertheless, when paired with the common duck, he transmits to his female offspring a strong quacking tendency. This loquacity seems at first a surprising character to have been acquired under domestication. But the voice varies in the different breeds; Mr. Brent¹⁵ says that hook-billed ducks are very loquacious, and that Rouens utter a "dull, loud, and monotonous cry, easily distinguishable by an experienced ear." As the loquacity of the Call-duck is highly serviceable, these birds being used in decoys, this quality may have been increased by selection. For instance, Colonel Hawker says, if young wild-ducks cannot be got for a decoy, "by way of make-shift, *select* tame birds which are the most clamorous, even if their colour should not be like that of wild ones."¹⁶ It has been

¹³ 'The Zoologist,' vols. vii., viii. (1849-1850), p. 2353.

¹⁴ 'Poultry Chronicle,' 1855, vol. iii. p. 512.

¹⁵ 'Poultry Chronicle,' vol. iii., 1855,

p. 312. With respect to Rouens, see ditto, vol. i., 1854, p. 167.

¹⁶ Col. Hawker's 'Instructions to young Sportsmen,' quoted by Mr. Dixon in his 'Ornamental Poultry,' p. 125.

falsely asserted that Call-ducks hatch their eggs in less time than common ducks.¹⁷

The Penguin duck is the most remarkable of all the breeds; the thin neck and body are carried erect; the wings are small; the tail is upturned; and the thigh-bones and metatarsi are considerably lengthened in proportion with the same bones in the wild duck. In five specimens examined by me there were only eighteen tail-feathers instead of twenty as in the wild duck; but I have also found only eighteen and nineteen tail-feathers in two Labrador ducks. On the middle toe, in three specimens, there were twenty-seven or twenty-eight scutellæ, whereas in two wild ducks there were thirty-one and thirty-two. The Penguin when crossed transmits with much power its peculiar form of body and gait to its offspring; this was manifest with some hybrids raised in the Zoological Gardens between one of these birds and the Egyptian goose¹⁸ (*Tadorna Ægyptiacæ*), and likewise with some mongrels which I raised between the Penguin and Labrador duck. I am not much surprised that some writers have maintained that this breed must be descended from an unknown and distinct species; but from the reasons already assigned, it seems to me far more probable that it is the descendant, much modified by domestication under an unnatural climate, of *Anas boschas*.

Osteological Characters.—The skulls of the several breeds differ from each



Fig. 39.—Skulls, viewed laterally, reduced to two-thirds of the natural size.
A. Wild Duck. B. Hook-billed Duck.

other and from the skull of the wild duck in very little except in the proportional length and curvature of the premaxillaries. These latter bones in the Call-duck are short, and a line drawn from their extremities to the summit of the skull is nearly straight, instead of being concave as in the

¹⁷ 'Cottage Gardener,' April 9th, 1861.

¹⁸ These hybrids have been described

by M. Selys-Longchamps in the 'Bulletins (tom. xii. No. 10) Acad. Roy. de Bruxelles.'

common duck; so that the skull resembles that of a small goose. In the hook-billed duck (fig. 39) these same bones as well as the lower jaw curve downwards in a most remarkable manner, as represented. In the Labrador duck the premaxillaries are rather broader than in the wild duck; and in two skulls of this breed the vertical ridges on each side of the supra-occipital bone are very prominent. In the Penguin the premaxillaries are relatively shorter than in the wild duck; and the inferior points of the paramastoids more prominent. In a Dutch tufted duck, the skull under the enormous tuft was slightly more globular and was perforated by two large apertures; in this skull the lachrymal bones were produced much further backwards, so as to have a different shape and to nearly touch the post. lat. processes of the frontal bones, thus almost completing the bony orbit of the eye. As the quadrate and pterygoid bones are of such complex shape and stand in relation with so many other bones, I carefully compared them in all the principal breeds; but excepting in size they presented no difference.

Vertebrae and Ribs.—In one skeleton of the Labrador duck there were the usual fifteen cervical vertebrae and the usual nine dorsal vertebrae bearing ribs; in the other skeleton there were fifteen cervical and ten dorsal vertebrae with ribs; nor, as far as could be judged, was this owing merely to a rib having been developed on the first lumbar vertebra; for in both skeletons the lumbar vertebrae agreed perfectly in number, shape, and size with those of the wild duck. In two skeletons of the Call-duck there were fifteen cervical and nine dorsal vertebrae; in a third skeleton small ribs were attached to the so-called fifteenth cervical vertebra, making ten pairs of ribs; but these ten ribs do not correspond, or arise from the same vertebrae, with the ten in the above-mentioned Labrador duck. In the Call-duck, which had small ribs attached to the fifteenth cervical vertebra, the haemal spines of the thirteenth and fourteenth (cervical) and of the seventeenth (dorsal) vertebrae corresponded with the spines on the fourteenth, fifteenth, and eighteenth vertebrae of the wild duck: so that each of these vertebrae had acquired a structure proper to one posterior to it in position. In the twelfth cervical vertebra of this same Call-duck (fig. 40, B), the two branches of the haemal spine stand much closer together than in the wild duck (A), and the descending haemal processes are much shortened. In the Penguin duck the neck from its thinness and erectness falsely appears (as ascertained by measurement) to be much elongated, but the cervical and dorsal vertebrae present no difference; the posterior dorsal vertebrae, however, are more completely ankylosed to

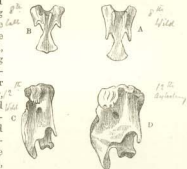


Fig. 40.—Cervical Vertebrae, of natural size. A. Eighth cervical vertebra of Wild Duck, viewed on haemal surface. B. Eighth cervical vertebra of Call Duck, viewed as above. C. Twelfth cervical vertebra of Wild Duck, viewed laterally. D. Twelfth cervical vertebra of Aylesbury Duck, viewed laterally.

the pelvis than in the wild duck. The Aylesbury duck has fifteen cervical and ten dorsal vertebrae furnished with ribs, but the same number of lumbar, sacral, and caudal vertebrae, as far as could be traced, as in the wild duck. The cervical vertebrae in this same duck (fig. 40, D) were much broader and thicker relatively to their length than in the wild (C); so much so, that I have thought it worth while to give a sketch of the eighth cervical vertebra in these two birds. From the foregoing statements we see that the fifteenth cervical vertebra occasionally becomes modified into a dorsal vertebra, and when this occurs all the adjoining vertebrae are modified. We also see that an additional dorsal vertebra bearing a rib is occasionally developed, the number of the cervical and lumbar vertebrae apparently remaining the same as usual.

I examined the bony enlargement of the trachea in the males of the Penguin, Call, Hook-billed, Labrador, and Aylesbury breeds; and in all it was identical in shape.

The *Pelvis* is remarkably uniform; but in the skeleton of the Hook-billed duck the anterior part is much bowed inwards; in the Aylesbury and some other breeds the ischiadic foramen is less elongated. In the sternum, furcula, coracoids, and scapula, the differences are so slight and so variable as not to be worth notice, except that in two skeletons of the Penguin duck the terminal portion of the scapula was much attenuated.

In the bones of the leg and wing no modification in shape could be observed. But in Penguin and Hook-billed ducks, the terminal phalanges of the wing are a little shortened. In the former, the femur and metatarsus (but not the tibia) are considerably lengthened, relatively to the same bones in the wild duck, and to the wing-bones in both birds. This elongation of the leg-bones could be seen whilst the bird was alive, and is no doubt connected with its peculiar upright manner of walking. In a large Aylesbury duck, on the other hand, the tibia was the only bone of the leg which relatively to the other bones was slightly lengthened.

On the effects of the increased and decreased Use of the Limbs.—In all the breeds the bones of the wing (measured separately after having been cleaned) relatively to those of the leg have become slightly shortened, in comparison with the same bones in the wild duck, as may be seen in the following table:—

Name of Breed.	Length of Femur, Tibia, and Metatarsus together.	Length of Humerus, Radius, and Metacarpus together.	Or as
	Inches.	Inches.	
Wild mallard	7·14	9·28	100 : 129
Aylesbury	8·64	10·43	100 : 129
Tufted (Dutch)	8·25	9·83	100 : 119
Penguin	7·12	8·78	100 : 123
Call	6·20	7·77	100 : 125
	Length of same Bones.	Length of all the Bones of Wing.	
	Inches.	Inches.	
Wild duck (another specimen)	6·85	10·07	100 : 147
Common domestic duck ..	8·15	11·26	100 : 138

In the foregoing table we see that, in comparison with the wild duck, the reduction in the length of the bones of the wing, relatively to those of the legs, though slight, is universal. The reduction is least in the Call-duck, which has the power and the habit of frequently flying.

In weight there is a greater relative difference between the bones of the leg and wing, as may be seen in the following table:—

Name of Breed.	Weight of Femur, Tibia, and Metatarsus.	Weight of Humerus, Radius, and Metacarpus.	Or as *
	Grains.	Grains.	
Wild mallard	54	97	100 : 179
Aylesbury	164	204	100 : 124
Hooked-bill	107	160	100 : 149
Tufted (Dutch)	111	148	100 : 133
Penguin	75	90·5	100 : 120
Labrador	141	165	100 : 117
Call	57	93	100 : 163
	Weight of all the Bones of the Leg and Foot.	Weight of all the Bones of the Wing.	
	Grains.	Grains.	
Wild (another specimen) ..	66	115	100 : 173
Common domestic duck	127	158	100 : 124

In these domesticated birds, the considerably lessened weight of the bones of the wing (*i. e.* on an average, twenty-five per cent. of their proper proportional weight), as well as their slightly lessened length, relatively to the leg-bones, might follow, not from any actual decrease in the wing-bones, but from the increased weight and length of the bones of the legs. The first of the two tables on the next page shows that the leg-bones relatively to the weight of the entire skeleton have really increased in weight; but the second table shows that according to the same standard the wing-bones have also really decreased in weight; so that the relative disproportion shown in the foregoing tables between the wing and leg bones, in comparison with those of the wild duck, is partly due to the increase in weight and length of the leg-bones, and partly to the decrease in weight and length of the wing-bones.

With respect to the two following tables, I may first state that I tested them by taking another skeleton of a wild duck and of a common domestic duck, and by comparing the weight of *all* the bones of the leg with *all* those of the wings, and the result was the same. In the first of these tables we see that the leg-bones in each case have increased in actual weight. It might have been expected that, with the increased or decreased weight of the entire skeleton, the leg-bones would have become proportionally heavier or lighter; but their greater weight in all the breeds relatively to the other bones can be accounted for only by these domestic birds having used their legs in walking and standing much more than the wild, for they never fly, and the more artificial breeds rarely swim. In the second

Name of Breed.	Weight of entire Skeleton. (N.B. One Metatarsus and Foot was removed from each skeleton, as it had been accidentally lost in two cases.)	Weight of Femur, Tibia, and Metatarsus.	Or as
	Grains.	Grains.	
Wild mallard	839	54	1000 : 64
Aylesbury	1925	164	1000 : 85
Tufted (Dutch)	1404	111	1000 : 79
Penguin	871	75	1000 : 86
Call (from Mr. Fox)	717	57	1000 : 79
	Weight of Skeleton as above.	Weight of Humerus, Radius and Ulna, and Metacarpus.	
	Grains.	Grains.	
Wild mallard	839	97	1000 : 115
Aylesbury	1925	204	1000 : 105
Tufted (Dutch)	1404	148.	1000 : 103
Penguin	871	90	1000 : 103
Call (from Mr. Baker)	914	100	1000 : 109
Call (from Mr. Fox)	717	92	1000 : 129

table we see, with the exception of one case, a plain reduction in the weight of the bones of the wing, and this no doubt has resulted from their lessened use. The one exceptional case, namely, in one of the Call-ducks, is in truth no exception, for this bird was constantly in the habit of flying about; and I have seen it day after day rise from my grounds, and fly for a long time in circles of more than a mile in diameter. In this Call-duck there is not only no decrease, but an actual increase in the weight of the wing-bones relatively to those of the wild duck; and this probably is consequent on the remarkable lightness and thinness of all the bones of the skeleton.

Lastly, I weighed the furcula, coracoids, and scapula of a wild duck and of a common domestic duck, and I found that their weight, relatively to that of the whole skeleton, was as one hundred in the former to eighty-nine in the latter; this shows that these bones in the domestic duck have been reduced eleven per cent. of their due proportional weight. The prominence of the crest of the sternum, relatively to its length, is also much reduced in all the domestic breeds. These changes have evidently been caused by the lessened use of the wings.

It is well known that several birds, belonging to different Orders, and inhabiting oceanic islands, have their wings greatly reduced in size and are incapable of flight. I suggested in my 'Origin of Species' that, as these birds are not persecuted by any enemies, the reduction of their wings has probably been caused by gradual disuse. Hence, during the earlier stages of the

process of reduction, such birds might be expected to resemble in the state of their organs of flight our domesticated ducks. This is the case with the water-hen (*Gallinula nesiotis*) of Tristan d'Acunha, which "can flutter a little, but obviously uses its legs, and not its wings, as a mode of escape." Now Mr. Sclater¹⁹ finds in this bird that the wings, sternum, and coracoids, are all reduced in length, and the crest of the sternum in depth, in comparison with the same bones in the European water-hen (*G. chloropus*). On the other hand, the thigh-bones and pelvis are increased in length, the former by four lines, relatively to the same bones in the common water-hen. Hence in the skeleton of this natural species nearly the same changes have occurred, only carried a little further, as with our domestic ducks, and in this latter case I presume no one will dispute that they have resulted from the lessened use of the wings and the increased use of the legs.

THE GOOSE.

THIS bird deserves some notice, as hardly any other anciently domesticated bird or quadruped has varied so little. That geese were anciently domesticated we know from certain verses in Homer; and from these birds having been kept (388 B.C.) in the Capitol at Rome as sacred to Juno, which sacredness implies great antiquity.²⁰ That the goose has varied in some degree, we may infer from naturalists not being unanimous with respect to its wild parent-form; though the difficulty is chiefly due to the existence of three or four closely allied wild European species.²¹ A large majority of capable judges are convinced that our geese are descended from the wild Grey-lag goose (*A. ferus*); the young of which can easily be tamed,²² and are domesticated by the Laplanders. This species, when crossed with the domestic goose, produced in the Zoological Gardens, as I was assured in

¹⁹ 'Proc. Zool. Soc.,' 1861, p. 261.

²⁰ 'Ceylon,' by Sir J. E. Tennent, 1859, vol. i. p. 485; also J. Crawford on the 'Relation of Domest. Animals to Civilisation,' read before Brit. Assoc., 1860. See also 'Ornamental Poultry,' by Rev. E. S. Dixon, 1848, p. 132. The goose figured on the Egyptian monuments seems to have been the Red goose

of Egypt.

²¹ Macgillivray's 'British Birds,' vol. iv. p. 593.

²² Mr. A. Strickland ('Annals and Mag. of Nat. Hist.,' 3rd Series, vol. iii. 1859, p. 122) reared some young wild geese, and found them in habits and in all characters identical with the domestic goose.

1849, perfectly fertile offspring.²³ Yarrell²⁴ has observed that the lower part of the trachea of the domestic goose is sometimes flattened, and that a ring of white feathers sometimes surrounds the base of the beak. These characters seem at first good indications of a cross at some former period with the white-fronted goose (*A. albifrons*); but the white ring is variable in this latter species, and we must not overlook the law of analogous variation; that is, of one species assuming some of the characters of allied species.

As the goose has proved so inflexible in its organization under long-continued domestication, the amount of variation which can be detected is worth giving. It has increased in size and in productiveness;²⁵ and varies from white to a dusky colour. Several observers²⁶ have stated that the gander is more frequently white than the goose, and that when old it almost invariably becomes white; but this is not the case with the parent-form, the *A. ferus*. Here, again, the law of analogous variation may have come into play, as the snow-white male of the Rock-Goose (*Bernicla antarctica*) standing on the sea-shore by his dusky partner is a sight well known to all those who have traversed the sounds of Tierra del Fuego and the Falkland Islands. Some geese have topknots; and the skull beneath, as before stated, is perforated. A sub-breed has lately been formed with the feathers reversed at the back of the head and neck.²⁷ The beak varies a little in size, and is of a yellower tint than in the wild species; but its colour and that of the legs are both slightly variable.²⁸ This latter fact deserves attention, because the colour of the legs and beak is highly serviceable in discriminating the several closely allied wild forms.²⁹ At our

²³ See also Hunter's 'Essays,' edited by Owen, vol. ii. p. 322.

²⁴ Yarrell's 'British Birds,' vol. iii. p. 142. He refers to the Laplanders domesticating the goose.

²⁵ L. Lloyd, 'Scandinavian Adventures,' 1854, vol. ii. p. 413, says that the wild goose lays from five to eight eggs, which is a much fewer number than that laid by our domestic goose.

²⁶ The Rev. L. Jenyns seems first to have made this observation in his 'British Animals.' See also Yarrell,

and Dixon in his 'Ornamental Poultry' (p. 139), and 'Gardener's Chronicle,' 1857, p. 45.

²⁷ Mr. Bartlett exhibited the head and neck of a bird thus characterised at the Zoological Soc., Feb. 1860.

²⁸ W. Thompson, 'Natural Hist. of Ireland,' 1851, vol. iii. p. 31. The Rev. E. S. Dixon gave me some information on the varying colour of the beak and legs.

²⁹ Mr. A. Strickland, in 'Annals and Mag. of Nat. Hist.,' 3rd series, vol. iii., 1859, p. 122.

Shows two breeds are exhibited; viz. the Embden and Toulouse; but they differ in nothing except colour.³⁰ Recently a smaller and singular variety has been imported from Sebastopol,³¹ with the scapular feathers (as I hear from Mr. Tegetmeier, who sent me specimens) greatly elongated, curled, and even spirally twisted. The margins of these feathers are rendered plumose by the divergence of the barbs and barbules, so that they resemble in some degree those on the back of the black Australian swan. These feathers are likewise remarkable from the central shaft, which is excessively thin and transparent, being split into fine filaments, which, after running for a space free, sometimes coalesce again. It is a curious fact that these filaments are regularly clothed on each side with fine down or barbules, precisely like those on the proper barbs of the feather. This structure of the feathers is transmitted to half-bred birds. In *Gallus sonneratii* the barbs and barbules blend together, and form thin horny plates of the same nature with the shaft: in this variety of the goose, the shaft divides into filaments which acquire barbules, and thus resemble true barbs.

Although the domestic goose certainly differs somewhat from any known wild species, yet the amount of variation which it has undergone, as compared with most domesticated animals, is singularly small. This fact can be partially accounted for by selection not having come largely into play. Birds of all kinds which present many distinct races are valued as pets or ornaments; no one makes a pet of the goose; the name, indeed, in more languages than one, is a term of reproach. The goose is valued for its size and flavour, for the whiteness of its feathers which adds to their value, and for its prolificness and tameness. In all these points the goose differs from the wild parent-form; and these are the points which have been selected. Even in ancient times the Roman gourmands valued the liver of the *white* goose; and Pierre Belon³² in 1555 speaks of two varieties, one of which was larger, more fecund, and of a better colour than the other; and he expressly states that good managers

³⁰ 'Poultry Chronicle,' vol. i, 1854, p. 498; vol. iii, p. 210.

³¹ 'The Cottage Gardener,' Sept. 4th, 1860, p. 348.

³² 'L'Hist. de la Nature des Oiseaux,'

par P. Belon, 1555, p. 156. With respect to the livers of white geese being preferred by the Romans, see Isid. Geoffroy St. Hilaire, 'Hist. Nat. Gén.,' tom. iii, p. 58.

attended to the colour of their goslings, so that they might know which to preserve and select for breeding.

THE PEACOCK.

THIS is another bird which has hardly varied under domestication, except in sometimes being white or piebald. Mr. Waterhouse carefully compared, as he informs me, skins of the wild Indian and domestic bird, and they were identical in every respect, except that the plumage of the latter was perhaps rather thicker. Whether our birds are descended from those introduced into Europe in the time of Alexander, or have been subsequently imported, is doubtful. They do not breed very freely with us, and are seldom kept in large numbers,—circumstances which would greatly interfere with the gradual selection and formation of new breeds.

There is one strange fact with respect to the peacock, namely, the occasional appearance in England of the "japanned" or "black-shouldered" kind. This form has lately been named on the high authority of Mr. Selater as a distinct species, viz. *Pavo nigripennis*, which he believes will hereafter be found wild in some country, but not in India, where it is certainly unknown. These japanned birds differ conspicuously from the common peacock in the colour of their secondary wing-feathers, scapulars, wing-coverts, and thighs; the females are much paler, and the young, as I hear from Mr. Bartlett, likewise differ. They can be propagated perfectly true. Although they do not resemble the hybrids which have been raised between *P. cristatus* and *muticus*, nevertheless they are in some respects intermediate in character between these two species; and this fact favours, as Mr. Selater believes, the view that they form a distinct and natural species.²³

On the other hand, Sir R. Heron states²⁴ that this breed suddenly appeared within his memory in Lord Brownlow's large stock of pied, white, and common peacocks. The same thing occurred in Sir J. Trevelyan's flock composed entirely of the

²³ Mr. Selater on the black-shouldered peacock of Latham, 'Proc. Zoolog. Soc.,' April 24th, 1860.

²⁴ 'Proc. Zoolog. Soc.,' April 14th, 1835.

common kind, and in Mr. Thornton's stock of common and pied peacocks. It is remarkable that in these two latter instances the black-shouldered kind increased, "to the extinction of the previously existing breed." I have also received through Mr. Sclater a statement from Mr. Hudson Gurney that he reared many years ago a pair of black-shouldered peacocks from the common kind; and another ornithologist, Prof. A. Newton, states that, five or six years ago, a female bird, in all respects similar to the female of the black-shouldered kind, was produced from a stock of common peacocks in his possession, which during more than twenty years had not been crossed with birds of any other strain. Here we have five distinct cases of japanned birds suddenly appearing in flocks of the common kind kept in England. Better evidence of the first appearance of a new variety could hardly be desired. If we reject this evidence, and believe that the japanned peacock is a distinct species, we must suppose in all these cases that the common breed had at some former period been crossed with the supposed *P. nigripennis*, but had lost every trace of the cross, yet that the birds occasionally produced offspring which suddenly and completely reacquired through reversion the characters of *P. nigripennis*. I have heard of no other such case in the animal or vegetable kingdom. To perceive the full improbability of such an occurrence, we may suppose that a breed of dogs had been crossed at some former period with a wolf, but had lost every trace of the wolf-like character, yet that the breed gave birth in five instances in the same country, within no great length of time, to a wolf perfect in every character; and we must further suppose that in two of the cases the newly produced wolves afterwards spontaneously increased to such an extent as to lead to the extinction of the parent-breed of dogs. So remarkable a form as the *P. nigripennis*, when first imported, would have realized a large price; it is therefore improbable that it should have been silently introduced and its history subsequently lost. On the whole the evidence seems to me, as it did to Sir R. Heron, to preponderate strongly in favour of the black-shouldered breed being a variation, induced either by the climate of England, or by some unknown cause, such as reversion to a primordial and extinct condition of the species. On the view that the black-shouldered

peacock is a variety, the case is the most remarkable ever recorded of the abrupt appearance of a new form, which so closely resembles a true species that it has deceived one of the most experienced of living ornithologists.

THE TURKEY.

It seems fairly well established by Mr. Gould,³⁵ that the turkey, in accordance with the history of its first introduction, is descended from a wild Mexican species (*Meleagris Mexicana*) which had been already domesticated by the natives before the discovery of America, and which differs specifically, as it is generally thought, from the common wild species of the United States. Some naturalists, however, think that these two forms should be ranked only as well-marked geographical races. However this may be, the case deserves notice because in the United States wild male turkeys sometimes court the domestic hens, which are descended from the Mexican form, "and are generally received by them with great pleasure."³⁶ Several accounts have likewise been published of young birds, reared in the United States from the eggs of the wild species, crossing and commingling with the common breed. In England, also, this same species has been kept in several parks; from two of which the Rev. W. D. Fox procured birds, and they crossed freely with the common domestic kind, and during many years afterwards, as he informs me, the turkeys in his neighbourhood clearly showed traces of their crossed parentage. We here have an instance of a domestic race being modified by a cross with a distinct species or wild race. F. Michaux³⁷ suspected in 1802 that the common domestic turkey was not descended from the United States species alone, but likewise from a southern form, and he went so far as to believe that English and French

³⁵ 'Proc. Zoolog. Soc.' April 8th, 1856, p. 61. Prof. Baird believes (as quoted in Tegetmeier's 'Poultry Book,' 1866, p. 269) that our turkeys are descended from a West Indian species now extinct. But besides the improbability of a bird having long ago become extinct in these large and luxuriant islands, it appears (as we shall presently see) that the turkey degenerates in In-

dia, and this fact indicates that it was not aboriginally an inhabitant of the lowlands of the tropics.

³⁶ Audubon's 'Ornithological Biograph.,' vol. i., 1831, pp. 4-13; and 'Naturalist's Library,' vol. xiv., Birds, p. 138.

³⁷ F. Michaux, 'Travels in N. America,' 1802, Eng. transl., p. 217.

Butcher
in Pennant
Auct. Zool.
(ii pp 297-300)
Dunster
(Missile pp
127-157)
very bad

turkeys differed from having different proportions of the blood of the two parent-forms.

English turkeys are smaller than either wild form. They have not varied in any great degree; but there are some breeds which can be distinguished—as Norfolks, Suffolks, Whites, and Copper-coloured (or Cambridge), all of which, if precluded from crossing with other breeds, propagate their kind truly. Of these kinds, the most distinct is the small, hardy, dull-black Norfolk turkey, of which the chickens are black, with occasionally white patches about the head. The other breeds scarcely differ except in colour, and their chickens are generally mottled all over with brownish-grey.³⁸ The tuft of hair on the breast, which is proper to the male alone, occasionally appears on the breast of the domesticated female.³⁹ The inferior tail-coverts vary in number, and according to a German superstition the hen lays as many eggs as the cock has feathers of this kind.⁴⁰ In Holland there was formerly, according to Temminck, a beautiful buff-yellow breed, furnished with an ample white topknot. Mr. Wilmot has described⁴¹ a white turkey-cock with a crest formed of “feathers about four inches long, with bare quills, and a tuft of soft white down growing at the end.” Many of the young birds whilst young inherited this kind of crest, but afterwards it either fell off or was pecked out by the other birds. This is an interesting case, as with care a new breed might probably have been formed; and a topknot of this nature would have been to a certain extent analogous to that borne by the males in several allied genera, such as *Euplocomus*, *Lophophorus*, and *Pavo*.

Wild turkeys, believed in every instance to have been imported from the United States, have been kept in the parks of Lords Powis, Leicester, Hill, and Derby. The Rev. W. D. Fox procured birds from the two first-named parks, and he informs me that they certainly differed a little from each other in the shape of their bodies and in the barred plumage on their wings. These birds likewise differed from Lord Hill's stock. Some of the latter kept at Oulton by Sir P. Egerton, though precluded from

³⁸ ‘Ornamental Poultry,’ by the Rev. E. S. Dixon, 1848, p. 34.

³⁹ Rev. E. S. Dixon, *id.*, p. 35.

⁴⁰ Bechstein, ‘Naturgesch. Deutschlands,’ B. iii., 1793, s. 909.

⁴¹ ‘Gardener's Chronicle,’ 1852, p. 699.

crossing with common turkeys, occasionally produced much paler-coloured birds, and one that was almost white, but not an albino. These half-wild turkeys in thus slightly differing from each other present an analogous case with the wild cattle kept in the several British parks. We must suppose that the differences have resulted from the prevention of free intercrossing between birds ranging over a wide area, and from the changed conditions to which they have been exposed in England. In India the climate has apparently wrought a still greater change in the turkey, for it is described by Mr. Blyth⁴² as being much degenerated in size, "utterly incapable of rising on the wing," of a black colour, and "with the long pendulous appendages over the beak enormously developed."

THE GUINEA FOWL.

?
 THE domesticated guinea-fowl is now believed by naturalists to be descended from the *Numida ptilorhynca*, which inhabits very hot, and, in parts, extremely arid districts in Eastern Africa; consequently it has been exposed in this country to extremely different conditions of life. Nevertheless it has hardly varied at all, except in the plumage being either paler or darker-coloured. It is a singular fact that this bird varies more in colour in the West Indies and on the Spanish Main, under a hot though humid climate, than in Europe.⁴³ The guinea-fowl has become thoroughly feral in Jamaica and in St. Domingo,⁴⁴ and has diminished in size; the legs are black, whereas the legs of the aboriginal African bird are said to be grey. This small change is worth notice on account of the often-repeated statement that all feral animals invariably revert in every character to their original type.

⁴² E. Blyth, in 'Annals and Mag. of Nat. Hist.,' 1847, vol. xx. p. 391.

⁴³ Roulin makes this remark in 'Mém. de divers Savans, l'Acad. des Sciences,' tom. vi., 1835, p. 349. Mr. Hill, of Spanish Town, in a letter to me, describes five varieties of the guinea-fowl in Jamaica. I have seen

singular pale-coloured varieties imported from Barbadoes and Demczura.

⁴⁴ For St. Domingo, see M. A. Salle, in 'Proc. Soc. Zoolog.,' 1857, p. 236. Mr. Hill remarks to me, in his letter, on the colour of the legs of the feral birds in Jamaica.

THE CANARY BIRD.

As this bird has been recently domesticated, namely, within the last 350 years, its variability deserves notice. It has been crossed with nine or ten other species of *Fringillidæ*, and some of the hybrids are almost completely fertile; but we have no evidence that any distinct breed has originated from such crosses. Notwithstanding the modern domestication of the canary, many varieties have been produced; even before the year 1718 a list of twenty-seven varieties was published in France,⁴⁶ and in 1779 a long schedule of the desired qualities was printed by the London Canary Society, so that methodical selection has been practised during a considerable period. The greater number of the varieties differ only in colour and in the markings of their plumage. Some breeds, however, differ in shape, such as the *hooped* or *bowed* canaries, and the *Belgian* canaries with their much elongated bodies. Mr. Brent⁴⁶ measured one of the latter and found it eight inches in length, whilst the wild canary is only five and a quarter inches long. There are *topknotted* canaries, and it is a singular fact, that, if two topknotted birds are matched, the young, instead of having very fine topknots, are generally bald, or even have a wound on their heads.⁴⁷ It would appear as if the topknot were due to some morbid condition which is increased to an injurious degree when two birds in this state are paired. There is a *feather-footed* breed, and another with a kind of *frill* running down the breast. One other character deserves notice from being confined to one period of life and from being strictly inherited at the same period: namely, the wing and tail feathers in prize canaries being black, "but this colour is retained only until the first moult; once moulted, the peculiarity ceases."⁴⁸ Canaries differ much in disposition and character, and in some small degree in song. They produce eggs three or four times during the year.

⁴⁶ Mr. B. P. Brent, 'The Canary, British Finches,' &c., pp. 21, 30.

⁴⁶ 'Cottage Gardener,' Dec. 11th, 1855, p. 184. An account is here given of all the varieties. For many measurements of the wild birds, see Mr. E. Vernon Harcourt, *id.*, Dec. 25th, 1855, p. 223.

⁴⁷ Bechstein, 'Naturgesch. der Stubenvögel,' 1840, s. 243; see s. 252, on the inherited song of Canary-birds. With respect to their baldness, see also W. Kidd's 'Treatise on Song-Birds.'

⁴⁸ W. Kidd's 'Treatise on Song-Birds,' p. 18.

GOLD-FISH.

BESIDES mammals and birds, few animals belonging to the other great classes have been domesticated; but to show that it is an almost universal law that animals, when removed from their natural conditions of life, vary, and that races can be formed when selection is applied, it is necessary to say a few words on gold-fish, bees, and silk-moths.

Gold-fish (*Cyprinus auratus*) were introduced into Europe only two or three centuries ago; but it is believed that they have been kept in confinement from an ancient period in China. Mr. Blyth⁴⁹ suspects from the analogous variation of other fishes that golden-coloured fish do not occur in a state of nature. These fishes frequently live under the most unnatural conditions, and their variability in colour, size, and in some important points of structure is very great. M. Sauvigny has described and given coloured drawings of no less than eighty-nine varieties.⁵⁰ Many of the varieties, however, such as triple tail-fins, &c., ought to be called monstrosities; but it is difficult to draw any distinct line between a variation and a monstrosity. As gold-fish are kept for ornament or curiosity, and as "the Chinese are just the people to have secluded a chance variety of any kind, and to have matched and paired from it,"⁵¹ we may feel nearly confident that selection has been largely practised in the formation of new breeds. It is however a singular fact that some of the monstrosities or variations are not inherited; for Sir R. Heron⁵² kept many of these fishes, and placed all the deformed fishes, namely those destitute of dorsal fins, and those furnished with a double anal fin, or triple tail, in a pond by themselves; but they did "not produce a greater proportion of deformed offspring than the perfect fishes."

Passing over an almost infinite diversity of colour, we meet with the most extraordinary modifications of structure. Thus, out of about two dozen specimens bought in London, Mr. Yarrell observed some with the dorsal fin extending along more than

⁴⁹ The 'Indian Field,' 1858, p. 255. 1858, p. 255.

⁵⁰ Yarrell's 'British Fishes,' vol. i. p. 319.

⁵² 'Proc. Zoolog. Soc.,' May 25th.

1842.

⁵¹ Mr. Blyth, in the 'Indian Field.'

half the length of the back; others with this fin reduced to only five or six rays; and one with no dorsal fin. The anal fins are sometimes double, and the tail is often triple. This latter deviation of structure seems generally to occur "at the expense of the whole or part of some other fin;"⁵³ but Bory de Saint Vincent⁵⁴ saw at Madrid gold-fish furnished with a dorsal fin and a triple tail. One variety is characterized by a hump on its back near the head; and the Rev. L. Jenyns⁵⁵ has described a most singular variety, imported from China, almost globular in form like a *Diodon*, with "the fleshy part of the tail as if entirely cut away; the caudal fin being set on a little behind the dorsal and immediately above the anal." In this fish the anal and caudal fins were double; the anal fin being attached to the body in a vertical line: the eyes also were enormously large and protuberant.

HIVE-BEES.

BEES have been domesticated from an ancient period; if indeed their state can be considered one of domestication, for they search for their own food, with the exception of a little generally given to them during the winter. Their habitation is a hive instead of a hole in a tree. Bees, however, have been transported into almost every quarter of the world, so that climate ought to have produced whatever direct effect it is capable of producing. It is frequently asserted that the bees in different parts of Great Britain differ in size, colour, and temper; and Godron⁵⁶ says that they are generally larger in the south than in other parts of France; it has also been asserted that the little brown bees of High Burgundy, when transported to La Bresse, become large and yellow in the second generation. But these statements require confirmation. As far as size is concerned, it is known that bees produced in very old combs are smaller, owing to the cells having become smaller from the

⁵³ Yarrell's 'British Fishes,' vol. i. p. 319.

⁵⁴ 'Dict. Class. d'Hist. Nat.,' tom. v. p. 276.

⁵⁵ 'Observations in Nat. Hist.,' 1846, p. 211. Dr. Gray has described, in 'Annals and Mag. of Nat. Hist.,' 1860,

p. 151, a nearly similar variety, but destitute of a dorsal fin.

⁵⁶ 'De l'Espèce,' 1859, p. 459. With respect to the bees of Burgundy, see M. Gérard, art. 'Espèce,' in 'Dict. Univers. d'Hist. Nat.'

successive old cocoons. The best authorities²⁷ concur that, with the exception of the Ligurian race or species, presently to be mentioned, distinct breeds do not exist in Britain or on the Continent. There is, however, even in the same stock, some variability in colour. Thus Mr. Woodbury states²⁸ that he has several times seen queen bees of the common kind annulated with yellow like Ligurian queens, and the latter dark-coloured like common bees. He has also observed variations in the colour of the drones, without any corresponding difference in the queens or workers of the same hive. The great apiarian Dzierzon, in answer to my queries on this subject, says²⁹ that in Germany bees of some stocks are decidedly dark, whilst others are remarkable for their yellow colour. Bees also seem to differ in habits in different districts, for Dzierzon adds, "If many stocks with their offspring are more inclined to swarm, whilst others are richer in honey, so that some bee-keepers even distinguish between swarming and honey-gathering bees, this is a habit which has become second nature, caused by the customary mode of keeping the bees and the pasturage of the district. For example; what a difference in this respect one may perceive to exist between the bees of the Lüneburg heath and those of this country!" "Removing an old queen and substituting a young one of the current year is here an infallible mode of keeping the strongest stock from swarming and preventing drone-breeding; whilst the same means if adopted in Hanover would certainly be of no avail." I procured a hive full of dead bees from Jamaica, where they have long been naturalised, and, on carefully comparing them under the microscope with my own bees, I could detect not a trace of difference.

This remarkable uniformity in the hive-bee, wherever kept, may probably be accounted for by the great difficulty, or rather impossibility, of bringing selection into play by pairing particular queens and drones, for these insects unite only during

²⁷ See a discussion on this subject, in answer to a question of mine, in 'Journal of Horticulture,' 1862, pp. 225-242; also Mr. Bevan Fox, in ditto, 1862, p. 284.

²⁸ This excellent observer may be implicitly trusted; see 'Journal of Horticulture,' July 14th, 1863, p. 39.

²⁹ 'Journal of Horticulture,' Sept. 9th, 1862, p. 463; see also Herr Kleiné on same subject (Nov. 11th, p. 643), who sums up, that, though there is some variability in colour, no constant or perceptible differences can be detected in the bees of Germany.

flight. Nor is there any record, with a single partial exception, of any person having separated and bred from a hive in which the workers presented some appreciable difference. In order to form a new breed, seclusion from other bees would, as we now know, be indispensable; for since the introduction of the Ligurian bee into Germany and England, it has been found that the drones wander at least two miles from their own hives, and often cross with the queens of the common bee.⁶⁰ The Ligurian bee, although perfectly fertile when crossed with the common kind, is ranked by most naturalists as a distinct species, whilst by others it is ranked as a natural variety: but this form need not here be noticed, as there is no reason to believe that it is the product of domestication. The Egyptian and some other bees are likewise ranked by Dr. Gerstäcker,⁶¹ but not by other highly competent judges, as geographical races; and he grounds his conclusion in chief part on the fact that in certain districts, as in the Crimea and Rhodes, the hive-bee varies so much in colour, that the several geographical races can be closely connected by intermediate forms.

I have alluded to a single instance of the separation and preservation of a particular stock of bees. Mr. Lowe⁶² procured some bees from a cottager a few miles from Edinburgh, and perceived that they differed from the common bee in the hairs on the head and thorax being lighter coloured and more profuse in quantity. From the date of the introduction of the Ligurian bee into Great Britain we may feel sure that these bees had not been crossed with this form. Mr. Lowe propagated this variety, but unfortunately did not separate the stock from his other bees, and after three generations the new character was almost completely lost. Nevertheless, as he adds, "a great number of the bees still retain traces, though faint, of the original colony." This case shows us what could probably be effected by careful and long-continued selection applied exclusively to the workers, for, as we have seen, queens and drones cannot be selected and paired.

⁶⁰ Mr. Woodbury has published several such accounts in 'Journal of Horticulture,' 1861 and 1862.

⁶¹ 'Annals and Mag. of Nat. Hist.,'

3rd series, vol. xi. p. 339.

⁶² 'The Cottage Gardener,' May, 1860, p. 110; and ditto in 'Journal of Hort.,' 1862, p. 242.

SILK-MOTHS.

THESE insects are in several respects interesting to us, more especially because they have varied largely at early periods of life, and the variations have been inherited at corresponding periods. As the value of the silk-moth depends entirely on the cocoon, every change in its structure and qualities has been carefully attended to, and races differing much in the cocoon, but hardly at all in the adult state, have been produced. With the races of most other domestic animals, the young resemble each other closely, whilst the adults differ much.

It would be useless, even if it were possible, to describe all the many kinds of silk-worms. Several distinct species exist in India and China which produce useful silk, and some of these are capable of freely crossing with the common silk-moth, as has been recently ascertained in France. Captain Hutton⁶³ states that throughout the world at least six species have been domesticated; and he believes that the silk-moths reared in Europe belong to two or three species. This, however, is not the opinion of several capable judges who have particularly attended to the cultivation of this insect in France; and hardly accords with some facts presently to be given.

The common silk-moth (*Bombyx mori*) was brought to Constantinople in the sixth century, whence it was carried into Italy, and in 1494 into France.⁶⁴ Everything has been favourable for the variation of this insect. It is believed to have been domesticated in China as long ago as 2700 B.C. It has been kept under unnatural and diversified conditions of life, and has been transported into many countries. There is reason to believe that the nature of the food given to the caterpillar influences to a certain extent the character of the breed.⁶⁵ Disuse has apparently aided in checking the development of the wings. But the most important element in the production of the many now existing, much modified races, no doubt has

⁶³ 'Transact. Entomolog. Soc.,' 3rd series, vol. iii. pp. 143-173, and pp. 295-331.

⁶⁴ Godron, 'De l'Espèce,' 1859, tom. i. p. 460. The antiquity of the silk-worm in China is given on the authority of

Stanislas Julien.

⁶⁵ See the remarks of Prof. Westwood, General Harsey, and others, at the meeting of the Entomolog. Soc. of London, July, 1861.



been the close attention which has long been applied in many countries to every promising variation. The care taken in Europe in the selection of the best cocoons and moths for breeding is notorious,⁶⁶ and the production of eggs is followed as a distinct trade in parts of France. I have made inquiries through Dr. Falconer, and am assured that in India the natives are equally careful in the process of selection. In China the production of eggs is confined to certain favourable districts, and the raisers are precluded by law from producing silk, so that their whole attention may be necessarily given up to this one object.⁶⁷

The following details on the differences between the several breeds are taken, when not stated to the contrary, from M. Robinet's excellent work,⁶⁸ which bears every sign of care and large experience. The eggs in the different races vary in colour, in shape (being round, elliptic, or oval), and in size. The eggs laid in June in the south of France, and in July in the central provinces, do not hatch until the following spring; and it is in vain, says M. Robinet, to expose them to a temperature gradually raised, in order that the caterpillar may be quickly developed. Yet occasionally, without any known cause, batches of eggs are produced, which immediately begin to undergo the proper changes, and are hatched in from twenty to thirty days. From these and some other analogous facts it may be concluded that the Trevoltini silkworms of Italy, of which the caterpillars are hatched in from fifteen to twenty days, do not necessarily form, as has been maintained, a distinct species. Although the breeds which live in temperate countries produce eggs which cannot be immediately hatched by artificial heat, yet when they are removed to and reared in a hot country they gradually acquire the character of quick development, as in the Trevoltini races.⁶⁹

Caterpillars.—These vary greatly in size and colour. The skin is generally white, sometimes mottled with black or grey, and occasionally quite black. The colour, however, as M. Robinet asserts, is not constant, even in perfectly pure breeds; except in the *race tigrée*, so called from being marked with transverse black stripes. As the general colour of the caterpillar is not correlated with that of the silk,⁷⁰ this character is disregarded

⁶⁶ See, for instance, M. A. de Quatrefage's 'Etudes sur les Maladies actuelles du Ver à Soie,' 1839, p. 101.

⁶⁷ My authorities for these statements will be given in the chapter on Selection.

⁶⁸ 'Manuel de l'Éducateur de Vers à Soie,' 1848.

⁶⁹ Robinet, *idem*, pp. 12, 318. I may add that the eggs of N. American silkworms taken to the Sandwich Islands were very irregularly developed; and

the moths thus raised produced eggs which were even worse in this respect. Some were hatched in ten days, and others not until after the lapse of many months. No doubt a regular early character would ultimately have been acquired. See review in 'Athenæum,' 1844, p. 329, of J. Jarvis' 'Scenes in the Sandwich Islands.'

⁷⁰ 'The Art of rearing Silk-worms,' translated from Count Dandolo, 1825, p. 23.

by cultivators, and has not been fixed by selection. Captain Hutton, in the paper before referred to, has argued with much force that the dark tiger-like marks, which so frequently appear during the later moults in the caterpillars of various breeds, are due to reversion; for the caterpillars of several allied wild species of *Bombyx* are marked and coloured in this manner. He separated some caterpillars with the tiger-like marks, and in the succeeding spring (pp. 149, 298) nearly all the caterpillars reared from them were dark-brindled, and the tints became still darker in the third generation. The moths reared from these caterpillars⁷¹ also became darker, and resembled in colouring the wild *B. Huttoni*. On this view of the tiger-like marks being due to reversion, the persistency with which they are transmitted is intelligible.

Several years ago Mrs. Whitby took great pains in breeding silkworms on a large scale, and she informed me that some of her caterpillars had dark eyebrows. This is probably the first step in reversion towards the tiger-like marks, and I was curious to know whether so trifling a character would be inherited; at my request she separated in 1848 twenty of these caterpillars, and having kept the moths separate, bred from them. Of the many caterpillars thus reared, "every one without exception had eyebrows, some darker and more decidedly marked than the others, but *all* had eyebrows more or less plainly visible." Black caterpillars occasionally appear amongst those of the common kind, but in so variable a manner, that according to M. Robinet the same race will one year exclusively produce white caterpillars, and the next year many black ones; nevertheless, I have been informed by M. A. Bossi of Geneva, that, if these black caterpillars are separately bred from, they reproduce the same colour; but the cocoons and moths reared from them do not present any difference.

The caterpillar in Europe ordinarily moults four times before passing into the cocoon stage; but there are races "à trois mues," and the Trevoltini race likewise moults only thrice. It might have been thought that so important a physiological difference would not have arisen under domestication; but M. Robinet⁷² states that, on the one hand, ordinary caterpillars occasionally spin their cocoons after only three moults, and, on the other hand, "presque toutes les races à trois mues, que nous avons expérimentées, ont fait quatre mues à la seconde ou à la troisième année, ce qui semble prouver qu'il a suffi de les placer dans des conditions favorables pour leur rendre une faculté qu'elles avaient perdue sous des influences moins favorables."

Cocoons.—The caterpillar in changing into the cocoon loses about 50 per cent. of its weight; but the amount of loss differs in different breeds, and this is of importance to the cultivator. The cocoon in the different races presents characteristic differences; being large or small;—nearly spherical with no constriction, as in the *Race de Loriol*, or cylindrical with either a deep or slight constriction in the middle;—with the two ends, or with one end alone, more or less pointed. The silk varies in fineness and quality, and in being nearly white, of two tints, or yellow. Generally the colour of

⁷¹ 'Transact. Ent. Soc.,' ut supra, pp. 153, 308.

⁷² Robinet, *idem*, p. 317.

the silk is not strictly inherited: but in the chapter on Selection I shall give a curious account how, in the course of sixty-five generations, the number of yellow cocoons in one breed has been reduced in France from one hundred to thirty-five in the thousand. According to Robinet, the white race, called Sina, by careful selection during the last seventy-five years, "est arrivée à un tel état de pureté, qu'on ne voit pas un seul cocon jaune dans des millions de cocons blancs."⁷³ Cocoons are sometimes formed, as is well known, entirely destitute of silk, which yet produce moths; unfortunately Mrs. Whitby was prevented by an accident from ascertaining whether this character would prove hereditary.

Adult stage.—I can find no account of any constant difference in the moths of the most distinct races. Mrs. Whitby assured me that there was none in the several kinds bred by her; and I have received a similar statement from the eminent naturalist M. de Quatrefages. Captain Hutton also says⁷⁴ that the moths of all kinds vary much in colour, but in nearly the same inconstant manner. Considering how much the cocoons in the several races differ, this fact is of interest, and may probably be accounted for on the same principle as the fluctuating variability of colour in the caterpillar, namely, that there has been no motive for selecting and perpetuating any particular variation.

The males of the wild Bombycidae "fly swiftly in the day-time and evening, but the females are usually very sluggish and inactive."⁷⁵ In several moths of this family the females have abortive wings, but no instance is known of the males being incapable of flight, for in this case the species could hardly have been perpetuated. In the silk-moth both sexes have imperfect, crumpled wings, and are incapable of flight; but still there is a trace of the characteristic difference in the two sexes; for though, on comparing a number of males and females, I could detect no difference in the development of their wings, yet I was assured by Mrs. Whitby that the males of the moths bred by her used their wings more than the females, and could flutter downwards, though never upwards. She also states that, when the females first emerge from the cocoon, their wings are less expanded than those of the male. The degree of imperfection, however, in the wings varies much in different races and under different circumstances; M. Quatrefages⁷⁶ says that he has seen a number of moths with their wings reduced to a third, fourth, or tenth part of their normal dimensions, and even to mere short straight stumps: "il me semble qu'il y a là un véritable arrêt de développement partiel." On the other hand, he describes the female moths of the André Jean breed as having "leurs ailes larges et étalées. Un seul présente quelques courbures irrégulières et des plis anomaux." As moths and butterflies of all kinds reared from wild caterpillars under confinement often have crippled wings, the same cause, whatever it may be, has probably acted on silk-

⁷³ Robinet, *idem*, pp. 306-317.

⁷⁴ 'Transact. Ent. Soc.,' *ut supra*, p. 317.

⁷⁵ Stephens' Illustrations, 'Haustellala,' vol. ii, p. 35. See also Capt.

Hutton, 'Transact. Ent. Soc.' *idem*, p. 152.

⁷⁶ 'Etudes sur les Maladies du Ver à Soie,' 1859, pp. 304, 209.

moths, but the disuse of their wings during so many generations has, it may be suspected, likewise come into play.

The moths of many breeds fail to glue their eggs to the surface on which they are laid,⁷⁷ but this proceeds, according to Capt. Hutton,⁷⁸ merely from the glands of the ovipositor being weakened.

As with other long-domesticated animals, the instincts of the silk-moth have suffered. The caterpillars, when placed on a mulberry-tree, often commit the strange mistake of devouring the base of the leaf on which they are feeding, and consequently fall down; but they are capable, according to M. Robinet,⁷⁹ of again crawling up the trunk. Even this capacity sometimes fails, for M. Martins⁸⁰ placed some caterpillars on a tree, and those which fell were not able to remount and perished of hunger; they were even incapable of passing from leaf to leaf.

Some of the modifications which the silk-moth has undergone stand in correlation with each other. Thus the eggs of the moths which produce white cocoons and of those which produce yellow cocoons differ slightly in tint. The abdominal feet also of the caterpillars which yield white cocoons are always white, whilst those which give yellow cocoons are invariably yellow.⁸¹ We have seen that the caterpillars with dark tiger-like stripes produce moths which are more darkly shaded than other moths. It seems well established⁸² that in France the caterpillars of the races which produce white silk, and certain black caterpillars, have resisted, better than other races, the disease which has recently devastated the silk-districts. Lastly, the races differ constitutionally, for some do not succeed so well under a temperate climate as others; and a damp soil does not equally injure all the races.⁸³

From these various facts we learn that silk-moths, like the higher animals, vary greatly under long-continued domestication. We learn also the more important fact that variations may occur at various periods of life, and be inherited at corresponding periods. And finally we see that insects are amenable to the great principle of Selection.

⁷⁷ Quatrefages, 'Etudes,' &c., p. 214.

⁷⁸ 'Transact. Ent. Soc.,' ut supra, p. 151.

⁷⁹ 'Manuel de l'Éducateur,' &c., p. 26.

⁸⁰ Godron, 'De l'Espèce,' p. 462.

⁸¹ Quatrefages, 'Etudes,' &c., pp. 12, 209, 214.

⁸² Robinet, 'Manuel,' &c., p. 303.

⁸³ Robinet, *idem*, p. 15.

CHAPTER IX.

CULTIVATED PLANTS: CEREAL AND CULINARY PLANTS.

PRELIMINARY REMARKS ON THE NUMBER AND PARENTAGE OF CULTIVATED PLANTS — FIRST STEPS IN CULTIVATION — GEOGRAPHICAL DISTRIBUTION OF CULTIVATED PLANTS.

CEREALES. — DOUBTS ON THE NUMBER OF SPECIES. — WHEAT: VARIETIES OF — INDIVIDUAL VARIABILITY — CHANGED HABITS — SELECTION — ANCIENT HISTORY OF THE VARIETIES. — MAIZE: GREAT VARIATION OF — DIRECT ACTION OF CLIMATE ON.

CULINARY PLANTS. — CABBAGES: VARIETIES OF, IN FOLIAGE AND STEMS, BUT NOT IN OTHER PARTS — PARENTAGE OF — OTHER SPECIES OF BRASSICA. — PEAS: AMOUNT OF DIFFERENCE IN THE SEVERAL KINDS, CHIEFLY IN THE PODS AND SEED — SOME VARIETIES CONSTANT, SOME HIGHLY VARIABLE — DO NOT INTERCROSS. — BEANS. — POTATOES: NUMEROUS VARIETIES OF — DIFFERING LITTLE, EXCEPT IN THE TUBERS — CHARACTERS INHERITED.

I SHALL not enter into so much detail on the variability of cultivated plants, as in the case of domesticated animals. The subject is involved in much difficulty. Botanists have generally neglected cultivated varieties, as beneath their notice. In several cases the wild prototype is unknown or doubtfully known; and in other cases it is hardly possible to distinguish between escaped seedlings and truly wild plants, so that there is no safe standard of comparison by which to judge of any supposed amount of change. Not a few botanists believe that several of our anciently cultivated plants have become so profoundly modified that it is not possible now to recognise their aboriginal parent-forms. Equally perplexing are the doubts whether some of them are descended from one species, or from several inextricably commingled by crossing and variation. Variations often pass into, and cannot be distinguished from, monstrosities; and monstrosities are of little significance for our purpose. Many varieties are propagated solely by grafts, buds, layers, bulbs, &c., and frequently it is not known how far their peculiarities can be transmitted by seminal generation. Nevertheless some facts of value can be gleaned; and other facts will hereafter be incident-

ally given. One chief object in the two following chapters is to show how generally almost every character in our cultivated plants has become variable.

Before entering on details a few general remarks on the origin of cultivated plants may be introduced. M. Alph. de Candolle¹ in an admirable discussion on this subject, in which he displays a wonderful amount of knowledge, gives a list of 157 of the most useful cultivated plants. Of these he believes that 85 are almost certainly known in their wild state; but on this head other competent judges² entertain great doubts. Of 40 of them, the origin is admitted by M. De Candolle to be doubtful, either from a certain amount of dissimilarity which they present when compared with their nearest allies in a wild state, or from the probability of the latter not being truly wild plants, but seedlings escaped from culture. Of the entire 157, 32 alone are ranked by M. De Candolle as quite unknown in their aboriginal condition. But it should be observed that he does not include in his list several plants which present ill-defined characters, namely, the various forms of pumpkins, millet, sorghum, kidney-bean, dolichos, capsicum, and indigo. Nor does he include flowers; and several of the more anciently cultivated flowers, such as certain roses, the common Imperial lily, the tuberose, and even the lilac, are said³ not to be known in the wild state.

From the relative numbers above given, and from other arguments of much weight, M. De Candolle concludes that plants have rarely been so much modified by culture that they cannot be identified with their wild prototypes. But on this view, considering that savages probably would not have chosen rare plants for cultivation, that useful plants are generally conspicuous, and that they could not have been the inhabitants of deserts or of remote and recently discovered islands, it appears strange to me that so many of our cultivated plants should be still unknown or only doubtfully known in the wild state. If, on the other hand, many of these plants have been profoundly modified by culture, the difficulty disappears. Their

¹ 'Géographie Botanique Raisonnée,' 1855, pp. 810 to 991.

² Review by Mr. Bentham in 'Hort. Journal,' vol. ix. 1855, p. 133, entitled 'Historical Notes on cultivated Plants.'

by Dr. A. Targioni-Tozzetti. See also 'Edinburgh Review,' 1866, p. 510.

³ 'Hist. Notes,' as above, by Targioni-Tozzetti.

extermination during the progress of civilisation would likewise remove the difficulty; but M. De Candolle has shown that this probably has seldom occurred. As soon as a plant became cultivated in any country, the half-civilised inhabitants would no longer have need to search the whole surface of the land for it, and thus lead to its extirpation; and even if this did occur during a famine, dormant seeds would be left in the ground. In tropical countries the wild luxuriance of nature, as was long ago remarked by Humboldt, overpowers the feeble efforts of man. In anciently civilised temperate countries, where the whole face of the land has been greatly changed, it can hardly be doubted that some plants have been exterminated; nevertheless De Candolle has shown that all the plants historically known to have been first cultivated in Europe still exist here in the wild state.

MM. Loiseleur-Deslongchamps⁴ and De Candolle have remarked that our cultivated plants, more especially the cereals, must originally have existed in nearly their present state; for otherwise they would not have been noticed and valued as objects of food. But these authors apparently have not considered the many accounts given by travellers of the wretched food collected by savages. I have read an account of the savages of Australia cooking, during a dearth, many vegetables in various ways, in the hopes of rendering them innocuous and more nutritious. Dr. Hooker found the half-starved inhabitants of a village in Sikhim suffering greatly from having eaten arum-roots,⁵ which they had pounded and left for several days to ferment, so as partially to destroy their poisonous nature; and he adds that they cooked and ate many other deleterious plants. Sir Andrew Smith informs me that in South Africa a large number of fruits and succulent leaves, and especially roots, are used in times of scarcity. The natives, indeed, know the properties of a long catalogue of plants, some having

⁴ 'Considérations sur les Céréales,' 1842, p. 37. 'Géographie Bot.,' 1855, p. 930. "Plus on suppose l'agriculture ancienne et remontant à une époque d'ignorance, plus il est probable que les cultivateurs avaient choisi des espèces

offrant à l'origine même un avantage incontestable."

⁵ Dr. Hooker has given me this information. See, also, his 'Himalayan Journals,' 1851, vol. ii. p. 49.

been found during famines to be eatable, others injurious to health, or even destructive to life. He met a party of Baquanas who, having been expelled by the conquering Zulus, had lived for years on any roots or leaves which afforded some little nutriment, and distended their stomachs, so as to relieve the pangs of hunger. They looked like walking skeletons, and suffered fearfully from constipation. Sir Andrew Smith also informs me that on such occasions the natives observe as a guide for themselves, what the wild animals, especially baboons and monkeys, eat.

From innumerable experiments made through dire necessity by the savages of every land, with the results handed down by tradition, the nutritious, stimulating, and medicinal properties of the most unpromising plants were probably first discovered. It appears, for instance, at first an inexplicable fact that untutored man, in three distant quarters of the world, should have discovered amongst a host of native plants that the leaves of the tea-plant and mattee, and the berries of the coffee, all included a stimulating and nutritious essence, now known to be chemically the same. We can also see that savages suffering from severe constipation would naturally observe whether any of the roots which they devoured acted as aperients. We probably owe our knowledge of the uses of almost all plants to man having originally existed in a barbarous state, and having been often compelled by severe want to try as food almost everything which he could chew and swallow.

From what we know of the habits of savages in many quarters of the world, there is no reason to suppose that our cereal plants originally existed in their present state so valuable to man. Let us look to one continent alone, namely, Africa: Barth⁶ states that the slaves over a large part of the central region regularly collect the seeds of a wild grass, the *Pennisetum distichum*; in another district he saw women collecting the seeds of a *Poa* by swinging a sort of basket through the rich meadow-land. Near Tete Livingstone observed the natives collecting the seeds

⁶ 'Travels in Central Africa,' Eng. transl., vol. i. pp. 529 and 390; vol. ii. pp. 29, 265, 270. Livingstone's 'Travels,' p. 551.

of a wild grass; and farther south, as Andersson informs me, the natives largely use the seeds of a grass of about the size of canary-seed, which they boil in water. They eat also the roots of certain reeds, and every one has read of the Bushmen prowling about and digging up with a fire-hardened stake various roots. Similar facts with respect to the collection of seeds of wild grasses in other parts of the world could be given.⁷

Accustomed as we are to our excellent vegetables and luscious fruits, we can hardly persuade ourselves that the stringy roots of the wild carrot and parsnip, or the little shoots of the wild asparagus, or crabs, sloes, &c., should ever have been valued; yet, from what we know of the habits of Australian and South African savages, we need feel no doubt on this head. The inhabitants of Switzerland during the Stone-period largely collected wild crabs, sloes, bullaces, hips of roses, elderberries, beech-mast, and other wild berries and fruit.⁸ Jemmy Button, a Fuegian on board the *Beagle*, remarked to me that the poor and acid black-currants of Tierra del Fuego were too sweet for his taste.

The savage inhabitants of each land, having found out by many and hard trials what plants were useful, or could be rendered useful by various cooking processes, would after a time take the first step in cultivation by planting them near their usual abodes. Livingstone⁹ states that the savage Batokas sometimes left wild fruit-trees standing in their gardens, and occasionally even planted them, "a practice seen nowhere else amongst the natives." But Du Chaillu saw a palm and some other wild fruit-trees which had been planted; and these trees were considered private property. The next step in cultivation, and this would require but little forethought, would be to sow

⁷ As in both North and South America. Mr. Edgeworth ('Journal Proc. Linn. Soc.,' vol. vi. Bot., 1862, p. 181) states that in the deserts of the Punjab poor women sweep up, "by a whisk into straw baskets," the seeds of four genera of grasses, namely, of *Agrostis*, *Panicum*, *Cenchrus*, and *Pennisetum*, as well as the seeds of four other genera belong-

ing to distinct families.

⁸ Prof. O. Heer, 'Die Pflanzen der Pfahlbauten, 1865, aus dem Neujahr. Naturforsch. Gesellschaft,' 1866; and Dr. H. Christ, in Rüttimeyer's 'Die Fauna der Pfahlbauten,' 1861, s. 226.

⁹ 'Travels,' p. 535. Du Chaillu, 'Adventures in Equatorial Africa,' 1861, p. 415.

the seeds of useful plants; and as the soil near the hovels of the natives¹⁰ would often be in some degree manured, improved varieties would sooner or later arise. Or a wild and unusually good variety of a native plant might attract the attention of some wise old savage; and he would transplant it, or sow its seed. That superior varieties of wild fruit-trees occasionally are found is certain, as in the case of the American species of hawthorns, plums, cherries, grapes, and hickories, specified by Professor Asa Gray.¹¹ Downing also refers to certain wild varieties of the hickory, as being "of much larger size and finer flavour than the common species." I have referred to American fruit-trees, because we are not in this case troubled with doubts whether or not the varieties are seedlings which have escaped from cultivation. Transplanting any superior variety, or sowing its seeds, hardly implies more forethought than might be expected at an early and rude period of civilisation. Even the Australian barbarians "have a law that no plant bearing seeds is to be dug up after it has flowered;" and Sir G. Grey¹² never saw this law, evidently framed for the preservation of the plant, violated. We see the same spirit in the superstitious belief of the Fuegians, that killing water-fowl whilst very young will be followed by "much rain, snow, blow much."¹³ I may add, as showing forethought in the lowest barbarians, that the Fuegians when they find a stranded whale bury large portions in the sand, and during the often-recurrent famines travel from great distances for the remnants of the half-putrid mass.

It has often been remarked¹⁴ that we do not owe a single useful plant to Australia or the Cape of Good Hope,—countries abounding to an unparalleled degree with endemic species,—or to New Zealand, or to America south of the Plata; and, according to some authors, not to America northward of Mexico. I do not believe that any edible or valuable plant, except the canary-

¹⁰ In Tierra del Fuego the spot where wigwams had formerly stood could be distinguished at a great distance by the bright green tint of the native vegetation.

¹¹ 'American Acad. of Arts and Sciences,' April 10th, 1860, p. 413. Downing, 'The Fruits of America,'

1845, p. 261.

¹² 'Journals of Expeditions in Australia,' 1841, vol. ii. p. 292.

¹³ Darwin's 'Journal of Researches,' 1845, p. 215.

¹⁴ De Candolle has tabulated the facts in the most interesting manner in his 'Géographie Bot.,' p. 986.

grass, has been derived from an oceanic or uninhabited island. If nearly all our useful plants, natives of Europe, Asia, and South America, had originally existed in their present condition, the complete absence of similarly useful plants in the great countries just named would indeed be a surprising fact. But if these plants have been so greatly modified and improved by culture as no longer closely to resemble any natural species, we can understand why the above-named countries have given us no useful plants, for they were either inhabited by men who did not cultivate the ground at all, as in Australia and the Cape of Good Hope, or who cultivated it very imperfectly, as in some parts of America. These countries do yield plants which are useful to savage man; and Dr. Hooker¹⁵ enumerates no less than 107 such species in Australia alone; but these plants have not been improved, and consequently cannot compete with those which have been cultivated and improved during thousands of years in the civilised world.

The case of New Zealand, to which fine island we as yet owe no widely cultivated plant, may seem opposed to this view; for, when first discovered, the natives cultivated several plants; but all inquirers believe, in accordance with the traditions of the natives, that the early Polynesian colonists brought with them seeds and roots, as well as the dog, which had all been wisely preserved during their long voyage. The Polynesians are so frequently lost on the ocean, that this degree of prudence would occur to any wandering party: hence the early colonists of New Zealand, like the later European colonists, would not have had any strong inducement to cultivate the aboriginal plants. According to De Candolle we owe thirty-three useful plants to Mexico, Peru, and Chile; nor is this surprising when we remember the civilized state of the inhabitants, as shown by the fact of their having practised artificial irrigation and made tunnels through hard rocks without the use of iron or gunpowder, and who, as we shall see in a future chapter, fully recognised, as far as animals were concerned, and therefore probably in the case of plants, the important principle of selection. We owe some plants to Brazil; and the early voyagers, namely Vesputius and Cabral, describe the country as thickly peopled

¹⁵ 'Flora of Australia,' Introduction, p. ex.

and cultivated. In North America¹⁶ the natives cultivated maize, pumpkins, gourds, beans, and peas, "all different from ours," and tobacco; and we are hardly justified in assuming that none of our present plants are descended from these North American forms. Had North America been civilized for as long a period, and as thickly peopled, as Asia or Europe, it is probable that the native vines, walnuts, mulberries, crabs, and plums, would have given rise, after a long course of cultivation, to a multitude of varieties, some extremely different from their parent-stocks; and escaped seedlings would have caused in the New, as in the Old World, much perplexity with respect to their specific distinctness and parentage.¹⁷

Cerealia.—I will now enter on details. The cereals cultivated in Europe consist of four genera—wheat, rye, barley, and oats. Of wheat the best modern authorities¹⁸ make four or five, or even seven distinct species; of rye, one; of barley, three; and of oats, two, three, or four species. So that altogether our cereals are ranked by different authors under from ten to fifteen distinct species. These have given rise to a multitude of varieties. It is a remarkable fact that botanists are not universally agreed on the aboriginal parent-form of any one cereal plant. For instance, a high authority writes in 1855,¹⁹ "We ourselves have no hesitation in stating our conviction, as the result of all the most reliable evidence, that none of these *Cerealia* exist, or have existed, truly wild in their present state, but that all are cultivated varieties of species now growing in great abundance in S. Europe or W. Asia." On the other hand, Alph. De Candolle²⁰ has adduced abundant evidence that common wheat (*Triticum vulgare*) has been found wild in various parts of Asia, where it is not likely to have escaped from cultivation; and there is

¹⁶ For Canada, see J. Cartier's Voyage in 1534; for Florida, see Narvaez and Ferdinand de Soto's Voyages. As I have consulted these and other old Voyages in more than one general collection of Voyages, I do not give precise references to the pages. See also, for several references, Asa Gray, in the 'American Journal of Science,' vol. xxiv., Nov. 1857, p. 441. For the traditions of the natives of New Zealand, see Crawford's 'Grammar and Dict. of the Malay Language,' 1852, p. cclx.

¹⁷ See, for example, M. Hewett C. Watson's remarks on our wild plums and cherries and crabs. 'Cybele Britannica,' vol. i. pp. 330, 334, &c. Van

Mons (in his 'Arbres Fruitiers,' 1835, tom. i. p. 444) declares that he has found the types of all our cultivated varieties in wild seedlings, but then he looks on these seedlings as so many aboriginal stocks.

¹⁸ See A. De Candolle, 'Géograph. Bot.,' 1855, p. 928 *et seq.* Godron, 'De l'Espèce,' 1859, tom. ii. p. 70; and Metzger, 'Die Getreidearten,' &c., 1841.

¹⁹ Mr. Bentham, in his review, entitled 'Hist. Notes on cultivated Plants,' by Dr. A. Targioni-Tozzetti, in 'Journal of Hort. Soc.,' vol. ix. (1855), p. 133.

²⁰ 'Géograph. Bot.,' p. 928. The whole subject is discussed with admirable fullness and knowledge.

force in M. Godron's remark, that, supposing these plants to be escaped seedlings,²¹ if they have propagated themselves in a wild state for several generations, their continued resemblance to cultivated wheat renders it probable that the latter has retained its aboriginal character. M. De Candolle insists strongly on the frequent occurrence in the Austrian dominions of rye and of one kind of oats in an apparently wild condition. With the exception of these two cases, which however are rather doubtful, and with the exception of two forms of wheat and one of barley, which he believes to have been found truly wild, M. De Candolle does not seem fully satisfied with the other reported discoveries of the parent-forms of our other cereals. With respect to oats, according to Mr. Buckman,²² the wild English *Avena fatua* can be converted by a few years of careful cultivation and selection into forms almost identical with two very distinct cultivated races. The whole subject of the origin and specific distinctness of the various cereal plants is a most difficult one; but we shall perhaps be able to judge a little better after considering the amount of variation which wheat has undergone.

Metzger describes seven species of wheat, Godron refers to five, and De Candolle to only four. It is not improbable that, besides the kinds known in Europe, other strongly characterised forms exist in the more distant parts of the world; for Loiseleur-Deslongchamps²³ speaks of three new species or varieties, sent to Europe in 1822 from Chinese Mongolia, which he considers as being there indigenous. Moorcroft²⁴ also speaks of Hasora wheat in Ladakh as very peculiar. If those botanists are right who believe that at least seven species of wheat originally existed, then the amount of variation in any important character which wheat has undergone under cultivation has been slight; but if only four or a lesser number of species originally existed, then it is evident that varieties so strongly marked have arisen, that they have been considered by capable judges as specifically distinct. But the impossibility of deciding which forms ought to be ranked as species and which as varieties, makes it useless to specify in detail the differences between the various kinds of wheat. Speaking generally, the organs of vegetation differ little;²⁵ but some kinds grow close and upright, whilst others spread and trail along the ground. The straw differs in being more or less hollow, and in quality. The ears²⁶

²¹ Godron, 'De l'Espèce,' tom. ii. p. 72. A few years ago the excellent, though misinterpreted, observations of M. Fabre led many persons to believe that wheat was a modified descendant of *Ægilops*; but M. Godron (tom. i. p. 165) has shown by careful experiments that the first step in the series, viz. *Ægilops triticoïdes*, is a hybrid between wheat and *Æ. ovata*. The frequency with which these hybrids spontaneously arise, and the gradual manner in which the *Æ. triticoïdes* becomes con-

verted into true wheat, alone leave any doubt on the subject.

²² Report to British Association for 1857, p. 207.

²³ 'Considérations sur les Céréales, 1842-43, p. 29.

²⁴ 'Travels in the Himalayan Provinces,' &c., 1841, vol. i. p. 224.

²⁵ Col. J. Le Couteur on the 'Varieties of Wheat,' pp. 23, 79.

²⁶ Loiseleur-Deslongchamps, 'Consid. sur les Céréales,' p. 11.

differ in colour and in shape, being quadrangular, compressed, or nearly cylindrical; and the florets differ in their approximation to each other, in their pubescence, and in being more or less elongated. The presence or absence of barbs is a conspicuous difference, and in certain Gramineæ serves even as a generic character;²⁷ although, as remarked by Godron,²⁸ the presence of barbs is variable in certain wild grasses, and especially in those, such as *Bromus secalinus* and *Lolium temulentum*, which habitually grow mingled with our cereal crops, and which have thus unintentionally been exposed to culture. The grains differ in size, weight, and colour; in being more or less downy at one end, in being smooth or wrinkled, in being either nearly globular, oval, or elongated; and finally in internal texture, being tender or hard, or even almost horny, and in the proportion of gluten which they contain.

Nearly all the races or species of wheat vary, as Godron²⁹ has remarked, in an exactly parallel manner,—in the seed being downy or glabrous, and in colour,—and in the florets being barbed or not barbed, &c. Those who believe that all the kinds are descended from a single wild species may account for this parallel variation by the inheritance of a similar constitution, and a consequent tendency to vary in the same manner; and those who believe in the general theory of descent with modification may extend this view to the several species of wheat, if such ever existed in a state of nature.

Although few of the varieties of wheat present any conspicuous difference, their number is great. Dalbret cultivated during thirty years from 150 to 160 kinds, and excepting in the quality of the grain they all kept true: Colonel Le Couteur possessed upwards of 150, and Philippar 322 varieties.³⁰ As wheat is an annual, we thus see how strictly many trifling differences in character are inherited through many generations. Colonel Le Couteur insists strongly on this same fact: in his persevering and successful attempts to raise new varieties by selection, he began by choosing the best ears, but soon found that the grains in the same ear differed so that he was compelled to select them separately; and each grain generally transmitted its own character. The great amount of variability in the plants of the same variety is another interesting point, which would never have been detected except by an eye long practised to the work; thus Colonel Le Couteur relates³¹ that in a field of his own wheat, which he considered at least as pure as that of any of his neighbours, Professor La Gasca found twenty-three sorts; and Professor Henslow has observed similar facts. Besides such individual variations, forms sufficiently well marked to be valued and to become widely cultivated

²⁷ See an excellent review in Hooker's 'Journ. of Botany,' vol. viii. p. 82, note.

²⁸ 'De l'Espèce,' tom. ii. p. 73.

²⁹ *Idem*, tom. ii. p. 75.

³⁰ For Dalbret and Philippar, see Loiseleur-Deslongchamps, 'Consid. sur les Céréales,' pp. 45, 70. Le Couteur

on Wheat, p. 6.

³¹ 'Varieties of Wheat,' Introduction, p. vi. Marshall, in his 'Rural Economy of Yorkshire,' vol. ii. p. 9, remarks that "in every field of corn there is as much variety as in a herd of cattle."

sometimes suddenly appear: thus Mr. Sheriff has had the good fortune to raise in his lifetime seven new varieties, which are now extensively grown in many parts of Britain.²²

As in the case of many other plants, some varieties, both old and new, are far more constant in character than others. Colonel Le Couteur was forced to reject some of his new sub-varieties, which he suspected had been produced from a cross, as incorrigibly sportive. With respect to the tendency to vary, Metzger²³ gives from his own experience some interesting facts: he describes three Spanish sub-varieties, more especially one known to be constant in Spain, which in Germany assumed their proper character only during hot summers; another variety kept true only in good land, but after having been cultivated for twenty-five years became more constant. He mentions two other sub-varieties which were at first inconstant, but subsequently became, apparently without any selection, accustomed to their new homes, and retained their proper character. These facts show what small changes in the conditions of life cause variability, and they further show that a variety may become habituated to new conditions. One is at first inclined to conclude with Loiseleur-Deslongchamps, that wheat cultivated in the same country is exposed to remarkably uniform conditions; but manures differ, seed is taken from one soil to another, and what is far more important the plants are exposed as little as possible to struggle with other plants, and are thus enabled to exist under diversified conditions. In a state of nature each plant is confined to that particular station and kind of nutriment which it can seize from the other plants by which it is surrounded.

Wheat quickly assumes new habits of life. The summer and winter kinds were classed by Linneus as distinct species; but M. Monnier²⁴ has proved that the difference between them is only temporary. He sowed winter-wheat in spring, and out of one hundred plants four alone produced ripe seeds; these were sown and resown, and in three years plants were reared which ripened all their seed. Conversely, nearly all the plants raised from summer-wheat, which was sown in autumn, perished from frost; but a few were saved and produced seed, and in three years this summer-variety was converted into a winter-variety. Hence it is not surprising that wheat soon becomes to a certain extent acclimatised, and that seed brought from distant countries and sown in Europe vegetates at first, or even for a considerable period,²⁵ differently from our European varieties. In Canada the first settlers, according to Kalm,²⁶ found their winters too severe for winter-wheat brought from France, and their summers often too short for summer-wheat; and until they procured summer-wheat from the northern parts of Europe, which succeeded well, they thought that their

²² 'Gardener's Chron. and Agricult. Gazette,' 1862, p. 963.

²³ 'Getreidearten,' 1841, s. 66, 91, 92, 116, 117.

²⁴ Quoted by Godron, 'De l'Espèce,' vol. ii. p. 74. So it is, according to Metzger ('Getreidearten,' s. 18), with

summer and winter barley.

²⁵ Loiseleur-Deslongchamps, 'Céréales,' part ii. p. 224. Le Couteur, p. 70. Many other accounts could be added.

²⁶ 'Travels in North America,' 1753-1761, Eng. transl., vol. iii. p. 165.

country was useless for corn crops. It is notorious that the proportion of gluten differs much under different climates. The weight of the grain is also quickly affected by climate: Loiseau-Deslongchamps³⁷ sowed near Paris 54 varieties, obtained from the South of France and from the Black Sea, and 52 of these yielded seed from 10 to 40 per cent. heavier than the parent-seed. He then sent these heavier grains back to the South of France, but there they immediately yielded lighter seed.

All those who have closely attended to the subject insist on the close adaptation of numerous varieties of wheat to various soils and climates even within the same country; thus Colonel Le Couteur³⁸ says, "It is the suitability of each sort to each soil that will enable the farmer to pay his rent by sowing one variety, where he would be unable to do so by attempting to grow another of a seemingly better sort." This may be in part due to each kind becoming habituated to its conditions of life, as Metzger has shown certainly occurs, but it is probably in main part due to innate differences between the several varieties.

Much has been written on the deterioration of wheat; that the quality of the flour, size of grain, time of flowering, and hardness may be modified by climate and soil, seems nearly certain; but that the whole body of any one sub-variety ever becomes changed into another and distinct sub-variety, there is no reason to believe. What apparently does take place, according to Le Couteur,³⁹ is, that some one sub-variety out of the many which may always be detected in the same field is more prolific than the others, and gradually supplants the variety which was first sown.

With respect to the natural crossing of distinct varieties the evidence is conflicting, but preponderates against its frequent occurrence. Many authors maintain that impregnation takes place in the closed flower, but I am sure from my own observations that this is not the case, at least with those varieties to which I have attended. But as I shall have to discuss this subject in another work, it may be here passed over.

In conclusion, all authors admit that numerous varieties of wheat have arisen; but their differences are unimportant, unless, indeed, some of the so-called species are ranked as varieties. Those who believe that from four to seven wild species of *Triticum* originally existed in nearly the same condition as at present, rest their belief chiefly on the great antiquity of the several forms.⁴⁰ It is an important fact, which we have recently learnt from the admirable researches

³⁷ 'Céréales,' part ii. pp. 179-183.

³⁸ 'On the Varieties of Wheat,' Introduction, p. vii. See Marshall, 'Rural Econ. of Yorkshire,' vol. ii. p. 9. With respect to similar cases of adaptation in the varieties of oats, see some interesting papers in the 'Gardener's Chron. and Agricult. Gazette,' 1850, pp. 204, 219.

³⁹ 'On the Varieties of Wheat,' p. 53.

Mr. Sheriff, and a higher authority cannot be given ('Gard. Chron. and Agricult. Gazette,' 1862, p. 963), says, "I have never seen grain which has either been improved or degenerated by cultivation, so as to convey the change to the succeeding crop."

⁴⁰ Alph. De Candolle, 'Géograph. Bot.,' p. 330.

of Heer,⁴¹ that the inhabitants of Switzerland, even so early as the Neolithic period, cultivated no less than ten cereal plants, namely, five kinds of wheat, of which at least four are commonly looked at as distinct species, three kinds of barley, a panicum, and a setaria. If it could be shown that at the earliest dawn of agriculture five kinds of wheat and three of barley had been cultivated, we should of course be compelled to look at these forms as distinct species. But, as Heer has remarked, agriculture even at the period of the lake-habitations had already made considerable progress; for, besides the ten cereals, peas, poppies, flax, and apparently apples, were cultivated. It may also be inferred, from one variety of wheat being the so-called Egyptian, and from what is known of the native country of the panicum and setaria, as well as from the nature of the weeds which then grew mingled with the crops, that the lake-inhabitants either still kept up commercial intercourse with some southern people or had originally proceeded as colonists from the South.

Loiseleur-Deslongchamps⁴² has argued that, if our cereal plants had been greatly modified by cultivation, the weeds which habitually grow mingled with them would have been equally modified. But this argument shows how completely the principle of selection has been overlooked. That such weeds have not varied, or at least do not vary now in any extreme degree, is the opinion of Mr. H. C. Watson and Professor Asa Gray, as they inform me; but who will pretend to say that they do not vary as much as the individual plants of the same sub-variety of wheat? We have already seen that pure varieties of wheat, cultivated in the same field, offer many slight variations, which can be selected and separately propagated; and that occasionally more strongly pronounced variations appear, which, as Mr. Sheriff has proved, are well worthy of extensive cultivation. Not until equal attention be paid to the variability and selection of weeds, can the argument from their constancy under unintentional culture be of any value. In accordance with the principles of selection we can understand how it is that in the several cultivated varieties of wheat the organs of vegetation differ so little; for if a plant

⁴¹ 'Pflanzen der Pfahlbauten,' 1866.

⁴² 'Les Céréales,' p. 94.

with peculiar leaves appeared, it would be neglected unless the grains of corn were at the same time superior in quality or size. The selection of seed-corn was strongly recommended⁴³ in ancient times by Columella and Celsus; and as Virgil says,—

“I’ve seen the largest seeds, tho’ view’d with care,
Degenerate, unless th’ industrious hand
Did yearly cull the largest.”

But whether in ancient times selection was methodically pursued we may well doubt, when we hear how laborious the work was found by Le Couteur. Although the principle of selection is so important, yet the little which man has effected, by incessant efforts⁴⁴ during thousands of years, in rendering the plants more productive or the grains more nutritious than they were in the time of the old Egyptians, would seem to speak strongly against its efficacy. But we must not forget that at each successive period the state of agriculture and the quantity of manure supplied to the land will have determined the maximum degree of productiveness; for it would be impossible to cultivate a highly productive variety, unless the land contained a sufficient supply of the necessary chemical elements.

We now know that man was sufficiently civilized to cultivate the ground at an immensely remote period; so that wheat might have been improved long ago up to that standard of excellence which was possible under the then existing state of agriculture. One small class of facts supports this view of the slow and gradual improvement of our cereals. In the most ancient lake-habitations of Switzerland, when men employed only flint-tools, the most extensively cultivated wheat was a peculiar kind, with remarkably small ears and grains.⁴⁵ “Whilst the grains of the modern forms are in section from seven to eight millimètres in length, the larger grains from the lake-habitations are six, seldom seven, and the smaller ones only four. The ear is thus much narrower, and the spikelets stand out more horizontally, than in our present forms.” So again with barley, the most ancient and most extensively cultivated kind had small ears, and the grains

⁴³ Quoted by Le Couteur, p. 16.

⁴⁴ A. De Candolle, ‘Géograph. Bot.,’ p. 332.

⁴⁵ O. Heer, ‘Die Pflanzen der Pfahl-

bauten,’ 1866. The following passage is quoted from Dr. Christ, in ‘Die Fauna der Pfahlbauten von Dr. Rütlimeyer,’ 1861, s. 225.

were "smaller, shorter, and nearer to each other, than in that now grown; without the husk they were $2\frac{1}{2}$ lines long, and scarcely $1\frac{1}{2}$ broad, whilst those now grown have a length of three lines, and almost the same in breadth."⁴⁶ These small-grained varieties of wheat and barley are believed by Heer to be the parent-forms of certain existing allied varieties, which have supplanted their early progenitors.

Heer gives an interesting account of the first appearance and final disappearance of the several plants which were cultivated in greater or less abundance in Switzerland during former successive periods, and which generally differed more or less from our existing varieties. The peculiar small-eared and small-grained wheat, already alluded to, was the commonest kind during the Stone period; it lasted down to the Helvetic-Roman age, and then became extinct. A second kind was rare at first, but afterwards became more frequent. A third, the Egyptian wheat (*T. turgidum*), does not agree exactly with any existing variety, and was rare during the Stone period. A fourth kind (*T. dicoccum*) differs from all known varieties of this form. A fifth kind (*T. monococcum*) is known to have existed during the Stone period only by the presence of a single ear. A sixth kind, the common *T. spelta*, was not introduced into Switzerland until the Bronze age. Of barley, besides the short-eared and small-grained kind, two others were cultivated, one of which was very scarce, and resembled our present common *H. distichum*. During the Bronze age rye and oats were introduced; the oat-grains being somewhat smaller than those produced by our existing varieties. The poppy was largely cultivated during the Stone period, probably for its oil; but the variety which then existed is not now known. A peculiar pea with small seeds lasted from the Stone to the Bronze age, and then became extinct; whilst a peculiar bean, likewise having small seeds, came in at the Bronze period and lasted to the time of the Romans. These details sound like the description given by a palæontologist of the mutations in form, of the first appearance, the increasing rarity, and final extinction of fossil species, embedded in the successive stages of a geological formation.

⁴⁶ Heer, as quoted by Carl Vogt, 'Lectures on Man,' Eng. transl., p. 355.

Finally, every one must judge for himself whether it is more probable that the several forms of wheat, barley, rye, and oats are descended from between ten and fifteen species, most of which are now either unknown or extinct, or whether they are descended from between four and eight species, which may have either closely resembled our present cultivated forms, or have been so widely different as to escape identification. In this latter case, we must conclude that man cultivated the cereals at an enormously remote period, and that he formerly practised some degree of selection, which in itself is not improbable. We may, perhaps, further believe that, when wheat was first cultivated, the ears and grains increased quickly in size, in the same manner as the roots of the wild carrot and parsnip are known to increase quickly in bulk under cultivation.

Maize: Zea Mays.—Botanists are nearly unanimous that all the cultivated kinds belong to the same species. It is undoubtedly⁴⁷ of American origin, and was grown by the aborigines throughout the continent from New England to Chili. Its cultivation must have been extremely ancient, for Tschudi⁴⁸ describes two kinds, now extinct or not known in Peru, which were taken from tombs apparently prior to the dynasty of the Incas. But there is even stronger evidence of antiquity, for I found on the coast of Peru⁴⁹ heads of maize, together with eighteen species of recent sea-shell, embedded in a beach which had been upraised at least 85 feet above the level of the sea. In accordance with this ancient cultivation, numerous American varieties have arisen. The aboriginal form has not as yet been discovered in the wild state. A peculiar kind,⁵⁰ in which the grains, instead of being naked, are concealed by husks as much as eleven lines in length, has been stated on insufficient evidence to grow wild in Brazil. It is almost certain that the aboriginal form would have had its grains thus protected;⁵¹ but the seeds of the Brazilian variety produce, as I hear from Professor Asa Gray, and as is stated in two published accounts, either common or husked maize; and it is not cre-

⁴⁷ See Alph. De Candolle's long discussion in his 'Géograph. Bot.,' p. 942. With respect to New England, see Silliman's 'American Journal,' vol. xlv. p. 99.

⁴⁸ 'Travels in Peru,' Eng. transl., p. 177.

⁴⁹ 'Geolog. Observ. on S. America,' 1846, p. 49.

⁵⁰ This maize is figured in Bonafous' magnificent work, 'Hist. Nat. du Mais,' 1836, Pl. v. bis, and in the 'Journal of Hort. Soc.,' vol. i., 1846, p. 115,

where an account is given of the result of sowing the seed. A young Guarany Indian, on seeing this kind of maize, told Auguste St. Hilaire (see De Candolle, 'Géograph. Bot.,' p. 951) that it grew wild in the humid forests of his native land. Mr. Teschemacher, in 'Proc. Boston Soc. Nat. Hist.,' Oct. 19th, 1842, gives an account of sowing the seed.

⁵¹ Moquin-Tandon, 'Éléments de Tératologie,' 1841, p. 126.

dible that a wild species, when first cultivated, should vary so quickly and in so great a degree.

Maize has varied in an extraordinary and conspicuous manner. Metzger,³² who paid particular attention to the cultivation of this plant, makes twelve races (unter-art) with numerous sub-varieties; of the latter some are tolerably constant, others quite inconstant. The different races vary in height from 15-18 feet to only 16-18 inches, as in a dwarf variety described by Bonafous. The whole ear is variable in shape, being long and narrow, or short and thick, or branched. The ear in one variety is more than four times as long as in a dwarf kind. The seeds are arranged in the ear in from six to even twenty rows, or are placed irregularly. The seeds are coloured—white, pale-yellow, orange, red, violet, or elegantly streaked with black;³³ and in the same ear there are sometimes seeds of two colours. In a small collection I found that a single grain of one variety nearly equalled in weight seven grains of another variety. The shape of the seed varies greatly, being very flat, or nearly globular, or oval; broader than long, or longer than broad; without any point, or produced into a sharp tooth, and this tooth is sometimes recurved. One variety (the rugosa of Bonafous) has its seeds curiously wrinkled, giving to the whole ear a singular appearance. Another variety (the cymosa of Bon.) carries its ears so crowded together that it is called *mais à bouquet*. The seeds of some varieties contain much glucose instead of starch. Male flowers sometimes appear amongst the female flowers, and Mr. J. Scott has lately observed the rarer case of female flowers on a true male panicle, and likewise hermaphrodite flowers.³⁴ Azara describes³⁵ a variety in Paraguay the grains of which are very tender, and he states that several varieties are fitted for being cooked in various ways. The varieties also differ greatly in precocity, and have different powers of resisting dryness and the action of violent wind.³⁶ Some of the foregoing differences would certainly be considered of specific value with plants in a state of nature.

Le Comte Bé states that the grains of all the varieties which he cultivated ultimately assumed a yellow colour. But Bonafous³⁷ found that most of those which he sowed for ten consecutive years kept true to their proper tints; and he adds that in the valleys of the Pyrenees and on the plains of Piedmont a white maize has been cultivated for more than a century, and has undergone no change.

The tall kinds grown in southern latitudes, and therefore exposed to great heat, require from six to seven months to ripen their seed; whereas the dwarf kinds, grown in northern and colder climates, require only from

³² 'Die Getreidearten,' 1841, s. 208. I have modified a few of Metzger's statements in accordance with those made by Bonafous in his great work, 'Hist. Nat. du Maïs,' 1836.

³³ Godron, 'De l'Espèce,' tom. ii. p. 80; Al. De Candolle, idem, p. 251.

³⁴ 'Transact. Bot. Soc. of Edinburgh,' vol. viii. p. 60.

³⁵ 'Voyages dans l'Amérique Méridionale,' tom. i. p. 147.

³⁶ Bonafous' 'Hist. Nat. du Maïs,' p. 31.

³⁷ Idem, p. 31.

three to four months.⁴⁸ Peter Kalm,⁴⁹ who particularly attended to this plant, says, that in the United States, in proceeding from south to north, the plants steadily diminish in bulk. Seeds brought from lat. 37° in Virginia, and sown in lat. 43°-44° in New England, produce plants which will not ripen their seed, or ripen them with the utmost difficulty. So it is with seed carried from New England to lat. 45°-47° in Canada. By taking great care at first, the southern kinds after some years' culture ripen their seed perfectly in their northern homes, so that this is an analogous case with that of the conversion of summer into winter wheat, and conversely. When tall and dwarf maize are planted together, the dwarf kinds are in full flower before the others have produced a single flower; and in Pennsylvania they ripen their seed six weeks earlier than the tall maize. Metzger also mentions a European maize which ripens its seed four weeks earlier than another European kind. With these facts, so plainly showing inherited acclimatisation, we may readily believe Kalm, who states that in North America maize and some other plants have gradually been cultivated further and further northward. All writers agree that to keep the varieties of maize pure they must be planted separately so that they shall not cross.

The effects of the climate of Europe on the American varieties is highly remarkable. Metzger obtained seed from various parts of America, and cultivated several kinds in Germany. I will give an abstract of the changes observed⁵⁰ in one case, namely, with a tall kind (*Breit-korniger mays*, *Zea altissima*) brought from the warmer parts of America. During the first year the plants were twelve feet high, and few seeds were perfected; the lower seeds in the ear kept true to their proper form, but the upper seeds became slightly changed. In the second generation the plants were from nine to ten feet in height, and ripened their seed better; the depression on the outer side of the seed had almost disappeared, and the original beautiful white colour had become duskier. Some of the seeds had even become yellow, and in their now rounded form they approached common European maize. In the third generation nearly all resemblance to the original and very distinct American parent-form was lost. In the sixth generation this maize perfectly resembled a European variety, described as the second sub-variety of the fifth race. When Metzger published his book, this variety was still cultivated near Heidelberg, and could be distinguished from the common kind only by a somewhat more vigorous growth. Analogous results were obtained by the cultivation of another American race, the "white-tooth corn," in which the tooth nearly disappeared even in the second generation. A third race, the "chicken-corn," did not undergo so great a change, but the seeds became less polished and pellucid.

These facts afford the most remarkable instance known to me of the direct and prompt action of climate on a plant. It might

⁴⁸ Metzger, 'Getreidenarten,' s. 206.

have consulted an old English MS. translation.

⁴⁹ 'Description of Malze,' by P. Kalm, 1752, in 'Swedish Acts,' vol. iv. I

⁵⁰ 'Getreidenarten,' s. 208.

have been expected that the tallness of the stem, the period of vegetation, and the ripening of the seed, would have been thus affected; but it is a much more surprising fact that the seeds should have undergone so rapid and great a change. As, however, flowers, with their product the seed, are formed by the metamorphosis of the stem and leaves, any modification in these latter organs would be apt to extend, through correlation, to the organs of fructification.

Cabbage (Brassica oleracea).—Every one knows how greatly the various kinds of cabbage differ in appearance. In the island of Jersey, from the effects of particular culture and of climate, a stalk has grown to the height of sixteen feet, and "had its spring shoots at the top occupied by a magpie's nest:" the woody stems are not unfrequently from ten to twelve feet in height, and are there used as rafters⁶¹ and as walking-sticks. We are thus reminded that in certain countries plants belonging to the generally herbaceous order of the Crucifere are developed into trees. Every one can appreciate the difference between green or red cabbages with great single heads; Brussel-sprouts with numerous little heads; broccolis and cauliflowers with the greater number of their flowers in an aborted condition, incapable of producing seed, and borne in a dense corymb instead of an open panicle; savoy with their blistered and wrinkled leaves; and borecoles and kales, which come nearest to the wild parent-form. There are also various frizzled and lacinated kinds, some of such beautiful colours that Vilmorin in his Catalogue of 1851 enumerates ten varieties, valued solely for ornament, which are propagated by seed. Some kinds are less commonly known, such as the Portuguese Couve Tronchuda, with the ribs of its leaves greatly thickened; and the Kohlrabi or choux-raves, with their stems enlarged into great turnip-like masses above the ground; and the recently formed new race⁶² of choux-raves, already including nine sub-varieties, in which the enlarged part lies beneath the ground like a turnip.

Although we see such great differences in the shape, size, colour, arrangement, and manner of growth of the leaves and stem, and of the flower-stems in the brocoli and cauliflower, it is remarkable that the flowers themselves, the seed-pods, and seeds, present extremely slight differences or none at all.⁶³ I compared the flowers of all the principal kinds; those of the Couve Tronchuda are white and rather smaller than in common cabbages; those of the Portsmouth broccolis have narrower sepals, and smaller, less elongated petals; and in no other cabbage could any difference be detected. With respect to the seed-pods, in the purple Kohlrabi alone,

⁶¹ 'Cabbage Timber,' 'Gardener's Chron.,' 1856, p. 744, quoted from Hooker's 'Journal of Botany.' A walking-stick made from a cabbage-stalk is exhibited in the Museum at Kew.

⁶² 'Journal de la Soc. Imp. d'Horticulture,' 1855, p. 254, quoted from 'Gartenflora,' Ap. 1855.

⁶³ Godron, 'De l'Espèce,' tom. ii. p. 52; Metzger, 'Syst. Beschreibung der Kult. Kohlarten,' 1833, s. 6.

do they differ, being a little longer and narrower than usual. I made a collection of the seeds of twenty-eight different kinds, and most of them were undistinguishable; when there was any difference it was excessively slight; thus, the seeds of various broccolis and cauliflowers, when seen in mass, are a little redder; those of the early green *Ulm savoy* are rather smaller; and those of the *Breda kail* slightly larger than usual, but not larger than the seeds of the wild cabbage from the coast of Wales. What a contrast in the amount of difference is presented if, on the one hand, we compare the leaves and stems of the various kinds of cabbage with their flowers, pods, and seeds, and on the other hand the corresponding parts in the varieties of maize and wheat! The explanation is obvious; the seeds alone are valued in our cereals, and their variations have been selected; whereas the seeds, seed-pods, and flowers have been utterly neglected in the cabbage, whilst many useful variations in their leaves and stems have been noticed and preserved from an extremely remote period, for cabbages were cultivated by the old Celts.⁶⁴

It would be useless to give a classified description⁶⁵ of the numerous races, sub-races, and varieties of the cabbage; but it may be mentioned that Dr. Lindley has lately proposed⁶⁶ a system founded on the state of development of the terminal and lateral leaf-buds, and of the flower-buds. Thus, I. All the leaf-buds active and open, as in the wild-cabbage, kail, &c. II. All the leaf-buds active, but forming heads, as in *Brussel-sprouts*, &c. III. Terminal leaf-bud alone active, forming a head as in common cabbages, savoy, &c. IV. Terminal leaf-bud alone active and open, with most of the flowers abortive and succulent, as in the *cauliflower* and *broccoli*. V. All the leaf-buds active and open, with most of the flowers abortive and succulent, as in the *sprouting-broccoli*. This latter variety is a new one, and bears the same relation to common broccoli, as *Brussel-sprouts* do to common cabbages; it suddenly appeared in a bed of common broccoli, and was found faithfully to transmit its newly-acquired and remarkable characters.

The principal kinds of cabbage existed at least as early as the sixteenth century,⁶⁷ so that numerous modifications of structure have been inherited for a long period. This fact is the more remarkable as great care must be taken to prevent the crossing of the different kinds. To give one proof of this: I raised 233 seedlings from cabbages of different kinds, which had purposely been planted near each other, and of the seedlings no less than 155 were plainly deteriorated and mongrelized; nor were the remaining 78 all perfectly true. It may be doubted whether many permanent varieties have been formed by intentional or accidental crosses; for such crossed plants are found to be very inconstant. One kind, however, called "*Cottager's Kale*," has lately been produced by crossing common kale and *Brussel-sprouts*, recrossed with purple broccoli,⁶⁸ and is said to be true, but plants

⁶⁴ Regnier, 'De l'Économie Publique des Celtes,' 1818, p. 438.

⁶⁵ See the elder De Candolle, in 'Transact. of Hort. Soc.,' vol. v.; and Metzger 'Kohlarten,' &c.

⁶⁶ 'Gardener's Chronicle,' 1859, p. 992.

⁶⁷ Alph. De Candolle, 'Géograph. Bot.,' pp. 842 and 989.

⁶⁸ 'Gardener's Chron.,' Feb. 1858, p. 128.

raised by me were not nearly so constant in character as any common cabbage.

Although most of the kinds keep true if carefully preserved from crossing, yet the seed-beds must be yearly examined, and a few seedlings are generally found false; but even in this case the force of inheritance is shown, for, as Metzger has remarked⁶⁹ when speaking of Brussel-sprouts, the variations generally keep to their "unter art," or main race. But in order that any kind may be truly propagated there must be no great change in the conditions of life; thus cabbages will not form heads in hot countries, and the same thing has been observed with an English variety grown during an extremely warm and damp autumn near Paris.⁷⁰ Extremely poor soil also affects the characters of certain varieties.

Most authors believe that all the races are descended from the wild cabbage found on the western shores of Europe; but Alph. De Candolle⁷¹ forcibly argues on historical and other grounds that it is more probable that two or three closely allied forms, generally ranked as distinct species, still living in the Mediterranean region, are the parents, now all commingled together, of the various cultivated kinds. In the same manner as we have often seen with domesticated animals, the supposed multiple origin of the cabbage throws no light on the characteristic differences between the cultivated forms. If our cabbages are the descendants of three or four distinct species, every trace of any sterility which may originally have existed between them is now lost, for none of the varieties can be kept distinct without scrupulous care to prevent intercrossing.

The other cultivated forms of the genus *Brassica* are descended, according to the view adopted by Godron and Metzger,⁷² from two species, *B. napus* and *rapa*; but according to other botanists from three species; whilst others again strongly suspect that all these forms, both wild and cultivated, ought to be ranked as a single species. *Brassica napus* has given rise to two large groups, namely, Swedish turnips (by some believed to be of hybrid origin)⁷³ and Colzas, the seeds of which yield oil. *Brassica rapa* (of Koch) has also given rise to two races, namely, common turnips and the oil-giving rape. The evidence is unusually clear that these latter plants, though so different in external appearance, belong to the same species; for the turnip has been observed by Koch and Godron to lose its thick roots in uncultivated soil, and when rape and turnips are sown together they cross to such a degree that scarcely a single plant comes true.⁷⁴ Metzger by culture converted the biennial or winter rape into the annual or summer rape,—varieties which have been thought by some authors to be specifically distinct.⁷⁵

In the production of large, fleshy, turnip-like stems, we have a case

⁶⁹ 'Kohlarten,' s. 22.

⁷⁰ Godron, 'De l'Espèce,' tom. ii. p. 52; Metzger, 'Kohlarten,' s. 22.

⁷¹ 'Géograph. Bot.,' p. 840.

⁷² Godron, 'De l'Espèce,' tom. ii. p. 54; Metzger, 'Kohlarten,' s. 10.

⁷³ 'Gardener's Chron. and Agricult. Gazette,' 1856, p. 729.

⁷⁴ 'Gardener's Chron. and Agricult. Gazette,' 1855, p. 730.

⁷⁵ Metzger, 'Kohlarten,' s. 51.

of analogous variation in three forms which are generally considered as distinct species. But scarcely any modification seems so easily acquired as a succulent enlargement of the stem or root—that is a store of nutriment laid up for the plant's own future use. We see this in our radishes, beet, and in the less generally known "turnip-rooted" celery, and in the finocchio or Italian variety of the common fennel. Mr. Buckman has lately proved by his interesting experiments how quickly the roots of the wild parsnip can be enlarged, as Vilmorin formerly proved in the case of the carrot.⁷⁶ This latter plant, in its cultivated state, differs in scarcely any character from the wild English species, except in general luxuriance and in the size and quality of its roots; but in the root ten varieties, differing in colour, shape, and quality, are cultivated⁷⁷ in England, and come true by seed. Hence, with the carrot, as in so many other cases, for instance with the numerous varieties and sub-varieties of the radish, that part of the plant which is valued by man, falsely appears alone to have varied. The truth is that variations in this part alone have been selected; and the seedlings inheriting a tendency to vary in the same way, analogous modifications have been again and again selected, until at last a great amount of change has been effected.

Pea (Pisum sativum).—Most botanists look at the garden-pea as specifically distinct from the field-pea (*P. arvense*). The latter exists in a wild state in Southern Europe; but the aboriginal parent of the garden-pea has been found by one collector alone, as he states, in the Crimea.⁷⁸ Andrew Knight crossed, as I am informed by the Rev. A. Fitch, the field-pea with a well-known garden variety, the Prussian pea, and the cross seems to have been perfectly fertile. Dr. Alefeld has recently studied⁷⁹ the genus with care, and, after having cultivated about fifty varieties, concludes that they all certainly belong to the same species. It is an interesting fact already alluded to, that, according to O. Heer,⁸⁰ the peas found in the lake-habitations of Switzerland of the Stone and Bronze ages, belong to an extinct variety, with exceedingly small seeds, allied to *P. arvense*, or field-pea. The varieties of the common garden-pea are numerous, and differ considerably from each other. For comparison I planted at the same time forty-one English and French varieties, and in this one case I will describe minutely their differences. The varieties

⁷⁶ These experiments by Vilmorin have been quoted by many writers. An eminent botanist, Prof. Decaisne, has lately expressed doubts on the subject from his own negative results, but these cannot be valued equally with positive results. On the other hand, M. Carrière has lately stated ('Gard. Chronicle,' 1865, p. 1154) that he took seed from a wild carrot, growing far from any cultivated land, and even in the first generation the roots of his seedlings differed in being spindle-shaped, longer, softer and less fibrous than

those of the wild plant. From these seedlings he raised several distinct varieties.

⁷⁷ London's 'Encyclop. of Gardening,' p. 835.

⁷⁸ Alph. De Candolle 'Géograph. Bot.,' 960. Mr. Bentham ('Hort. Journal,' vol. ix. (1855), p. 141) believes that garden and field peas belong to the same species, and in this respect he differs from Dr. Targioni.

⁷⁹ 'Botanische Zeitung,' 1860, s. 204.

⁸⁰ 'Die Pflanzen der Pfahlbauten,' 1866, s. 23.

differ greatly in height,—namely from between 6 and 12 inches to 8 feet,⁸⁵—in manner of growth, and in period of maturity. Some varieties differ in general aspect even while only two or three inches in height. The stems of the *Prussian* pea are much branched. The tall kinds have larger leaves than the dwarf kinds, but not in strict proportion to their height:—*Hairs' Dwarf Monmouth* has very large leaves, and the *Pois vain hatif*, and the moderately tall *Blue Prussian*, have leaves about two-thirds of the size of the tallest kind. In the *Dancroft* the leaflets are rather small and a little pointed; in the *Queen of Dwarfs* rather rounded; and in the *Queen of England* broad and large. In these three peas the slight differences in the shape of the leaves are accompanied by slight differences in colour. In the *Pois géant sans parchemin*, which bears purple flowers, the leaflets in the young plant are edged with red; and in all the peas with purple flowers the stipules are marked with red.

In the different varieties, one or two, or several flowers in a small cluster, are borne on the same peduncle; and this is a difference which with some of the Leguminosæ is considered of specific value. In all the varieties the flowers closely resemble each other except in colour and size. They are generally white, sometimes purple, but the colour is inconstant even in the same variety. In *Warner's Emperor*, which is a tall kind, the flowers are nearly double the size of those of the *Pois vain hatif*, but *Hairs' Dwarf Monmouth*, which has large leaves, likewise has large flowers. The calyx in the *Victoria Marrow* is large, and in *Bishop's Long Pod* the sepals are rather narrow. In no other kind is there any difference in the flower.

The pods and seeds, which with natural species afford such constant characters, differ greatly in the cultivated varieties of the pea; and these are the valuable, and consequently the selected parts. *Sugar peas*, or *Pois sans parchemin*, are remarkable from their thin pods, which, whilst young, are cooked and eaten whole; and in this group, which, according to Mr. Gordon includes eleven sub-varieties, it is the pod which differs most: thus *Lewis's Negro-podded pea* has a straight, broad, smooth, and dark-purple pod, with the husk not so thin as in the other kinds; the pod of another variety is extremely bowed; that of the *Pois géant* is much pointed at the extremity; and in the variety "*à grands cosses*" the peas are seen through the husk in so conspicuous a manner that the pod, especially when dry, can hardly at first be recognised as that of a pea.

In the ordinary varieties the pods also differ much in size;—in colour, that of *Woolford's Green Marrow* being bright-green when dry, instead of pale brown, and that of the purple-podded pea being expressed by its name;—in smoothness, that of *Dancroft* being remarkably glossy, whereas that of the *Ne plus ultra* is rugged;—in being either nearly cylindrical, or broad and flat;—in being pointed at the end as in *Thurston's Reliance*, or much truncated as in the *American Dwarf*. In the *Aucrygne pea* the whole end of

⁸⁵ A variety called the *Rouneival* attains this height, as is stated by Mr. Gordon in 'Transact. Hort. Soc.' (2nd

series), vol. i., 1835, p. 374, from which paper I have taken some facts.

the pod is bowed upwards. In the *Queen of the Dwarfs* and in *Scimitar peas* the pod is almost elliptic in shape. I here give drawings of the four most distinct pods produced by the plants cultivated by me.

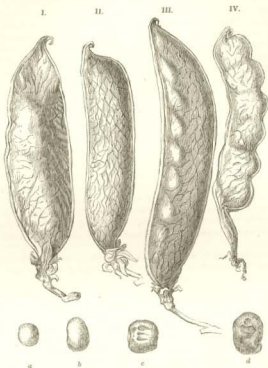


Fig. 41.—Pods and Peas. I. *Queen of Dwarfs*. II. *American Dwarf*. III. *Thurston's Bellance*. IV. *Pois Géant sans parchemin*. a. *Dan O'Rourke Pea*. b. *Queen of Dwarfs Pea*. c. *Knight's Tall White Marrow*. d. *Lewia's Negro Pea*.

In the pea itself we have every tint between almost pure white, brown, yellow, and intense green; in the varieties of the *sugar peas* we have these same tints, together with red passing through fine purple into a dark chocolate tint. These colours are either uniform or distributed in dots, striae, or moss-like marks; they depend in some cases on the colour of the cotyledons seen through the skin, and in other cases on the outer coats of the pea itself. In the different varieties the pods contain, according to Mr. Gordon, from eleven or twelve to only four or five peas. The largest peas are nearly twice as much in diameter as the smallest; and the latter are not always borne by the most dwarfed kinds. Peas differ much in

shape, being smooth and spherical, smooth and oblong, nearly oval in the *Queen of Dwarfs*, and nearly cubical and crumpled in many of the larger kinds.

With respect to the value of the differences between the chief varieties, it cannot be doubted that, if one of the tall *Sugar-peas*, with purple flowers, thin-skinned pods of an extraordinary shape, including large, dark-purple peas, grew wild by the side of the lowly *Queen of the Dwarfs*, with white flowers, greyish-green, rounded leaves, scimitar-like pods, containing oblong, smooth, pale-coloured peas, which became mature at a different season; or by the side of one of the gigantic sorts, like the *Champion of England*, with leaves of great size, pointed pods, and large, green, crumpled, almost cubical peas,—all three kinds would be ranked as indisputably distinct species.

Andrew Knight⁸² has observed that the varieties of peas keep very true, because they are not crossed by insects. As far as the fact of keeping true is concerned, I hear from Mr. Masters of Canterbury, well known as the originator of several new kinds, that certain varieties have remained constant for a considerable time,—for instance, *Knight's Blue Dwarf*, which came out about the year 1820.⁸³ But the greater number of varieties have a singularly short existence: thus Loudon remarks⁸⁴ that “sorts which were highly approved in 1821, are now, in 1833, nowhere to be found;” and on comparing the lists of 1833 with those of 1855, I find that nearly all the varieties have changed. Mr. Masters informs me that the nature of the soil causes some varieties to lose their character. As with other plants, certain varieties can be propagated truly, whilst others show a determined tendency to vary; thus two peas differing in shape, one round and the other wrinkled, were found by Mr. Masters within the same pod, but the plants raised from the wrinkled kind always evinced a strong tendency to produce round peas. Mr. Masters also raised from a plant of another variety four distinct sub-varieties, which bore blue and round, white and round, blue and wrinkled, and white and wrinkled peas; and although he sowed these four varieties separately during several successive years, each kind always reproduced all four kinds mixed together!

With respect to the varieties not naturally intercrossing, I have ascertained that the pea, which in this respect differs from some other Leguminosæ, is perfectly fertile without the aid of insects. Yet I have seen humble-bees whilst sucking the nectar depress the keel-petals, and become so thickly dusted with pollen, that some could hardly fail to be left on the stigma of the next flower which was visited. I have made inquiries from several great raisers of seed-peas, and I find that but few sow them separately; the majority take no precaution; and it is certain, as I have myself found, that true seed may be saved during at least several generations from distinct varieties growing close together.⁸⁵ Under these circumstances, Mr. Fitch raised, as he informs me, one variety for twenty

⁸² ‘Phil. Transact.,’ 1799, p. 196.

823.

⁸³ ‘Gardener’s Magazine,’ vol. i., 1826, p. 153.

⁸⁵ See Dr. Anderson to the same effect in the ‘Bath Soc. Agricultural Papers,’

⁸⁴ ‘Encyclopædia of Gardening,’ p.

vol. iv. p. 87.

years, which always came true. From the analogy of kidney-beans I should have expected⁸⁶ that occasionally, perhaps at long intervals of time, when some slight degree of sterility had supervened from long-continued self-fertilisation, varieties thus growing near each other would have crossed; and I shall give in the eleventh chapter two cases of distinct varieties which spontaneously intercrossed, as shown (in a manner hereafter to be explained) by the pollen of the one variety having acted directly on the seeds of the other. Whether the incessant supply of new varieties is partly due to such occasional and accidental crosses, and their fleeting existence to changes of fashion; or again, whether the varieties which arise after a long course of continued self-fertilisation are weakly and soon perish, I cannot even conjecture. It may, however, be noticed that several of Andrew Knight's varieties, which have endured longer than most kinds, were raised towards the close of the last century by artificial crosses; some of them, I believe, were still, in 1860, vigorous; but now, in 1865, a writer, speaking⁸⁷ of Knight's four kinds of marrows, says, they have acquired a famous history, but their glory has departed.

With respect to Beans (*Faba vulgaris*), I will say but little. Dr. Alefeld has given⁸⁸ short diagnostic characters of forty varieties. Every one who has seen a collection must have been struck with the great difference in shape, thickness, proportional length and breadth, colour, and size which beans present. What a contrast between a Windsor and Horse-bean! As in the case of the pea, our existing varieties were preceded during the Bronze age in Switzerland by a peculiar and now extinct variety producing very small beans.⁸⁹

Potato (Solanum tuberosum).—There is little doubt about the parentage of this plant; for the cultivated varieties differ extremely little in general appearance from the wild species, which can be recognised in its native land at the first glance.⁹⁰ The varieties cultivated in Britain are numerous; thus Lawson⁹¹ gives a description of 175 kinds. I planted eighteen kinds in adjoining rows; their stems and leaves differed but little, and in several cases there was as great an amount of difference between the individuals of the same variety as between the different varieties. The flowers vary in size, and in colour between white and purple, but in no other respect, except that in one kind the sepals were somewhat elongated. One strange variety has been described which always produces two sorts of flowers, the first double and sterile, the second single and fertile.⁹² The fruit or berries also differ, but only in a slight degree.⁹³

⁸⁶ I have published full details of experiments on this subject in the 'Gardener's Chronicle,' 1857, Oct. 25th.

⁸⁷ 'Gardener's Chronicle,' 1865, p. 387.

⁸⁸ 'Bonplandia,' x., 1862, s. 348.

⁸⁹ O. Heer, 'Die Pflanzen der Pfahlbauten,' 1866, s. 22.

⁹⁰ Darwin, 'Journal of Researches,' 1845, p. 283.

⁹¹ Synopsis of the vegetable products of Scotland, quoted in Wilson's 'British Farming,' p. 317.

⁹² Sir G. Mackenzie, in 'Gardener's Chronicle,' 1845, p. 790.

⁹³ 'Putsche und Vertuch, Versuch einer Monographie der Kartoffeln,' 1819, s. 9, 15. See also Dr. Anderson's 'Recreations in Agriculture,' vol. iv. p. 325.

The tubers, on the other hand, present a wonderful amount of diversity. This fact accords with the principle that the valuable and selected parts of all cultivated productions present the greatest amount of modification. They differ much in size and shape, being globular, oval, flattened, kidney-like, or cylindrical. One variety from Peru is described⁸⁴ as being quite straight, and at least six inches in length, though no thicker than a man's finger. The eyes or buds differ in form, position, and colour. The manner in which the tubers are arranged on the so-called roots is different; thus in the *gurken-kartoffeln* they form a pyramid with the apex downwards, and in another variety they bury themselves deep in the ground. The roots themselves run either near the surface or deep in the ground. The tubers also differ in smoothness and colour, being externally white, red, purple, or almost black, and internally white, yellow, or almost black. They differ in flavour and quality, being either waxy or mealy; in their period of maturity, and in their capacity for long preservation.

As with many other plants which have been long propagated by bulbs, tubers, cuttings, &c., by which means the same individual is exposed during a length of time to diversified conditions, seedling potatoes generally display innumerable slight differences. Several varieties, even when propagated by tubers, are far from constant, as will be seen in the chapter on Bud-variation. Dr. Anderson⁸⁵ procured seed from an Irish purple potato, which grew far from any other kind, so that it could not at least in this generation have been crossed, yet the many seedlings varied in almost every possible respect, so that "scarcely two plants were exactly alike." Some of the plants which closely resembled each other above ground, produced extremely dissimilar tubers; and some tubers which externally could hardly be distinguished, differed widely in quality when cooked. Even in this case of extreme variability, the parent-stock had some influence on the progeny, for the greater number of the seedlings resembled in some degree the parent Irish potato. Kidney potatoes must be ranked amongst the most highly cultivated and artificial races; yet their peculiarities can often be strictly propagated by seed. A great authority, Mr. Rivers,⁸⁶ states that "seedlings from the ash-leaved kidney always bear a strong resemblance to their parent. Seedlings from the fluke-kidney are still more remarkable for their adherence to their parent-stock, for, on closely observing a great number during two seasons, I have not been able to observe the least difference either in earliness, productiveness, or in the size or shape of their tubers."

⁸⁴ 'Gardener's Chronicle,' 1862, p. 1652. Agriculture,' vol. v. p. 86.

⁸⁵ 'Bath Society Agricult. Papers,' vol. v. p. 127. ⁸⁶ 'Gardener's Chronicle,' 1863, p. 643. And 'Recreations in

CHAPTER X.

PLANTS *continued* — FRUITS — ORNAMENTAL TREES — FLOWERS.

FRUITS. — GRAPES — VARY IN ODD AND TRIFLING PARTICULARS. — MULBERRY. — THE ORANGE GROUP — SINGULAR RESULTS FROM CROSSING. — PEACH AND NECTARINE — BUD-VARIATION — ANALOGOUS VARIATION — RELATION TO THE ALMOND. — APRICOT. — PLUMS — VARIATION IN THEIR STONES. — CHERRIES — SINGULAR VARIETIES OF. — APPLE. — PEAR. — STRAWBERRY — INTERBLENDING OF THE ORIGINAL FORMS. — GOOSEBERRY — STEADY INCREASE IN SIZE OF THE FRUIT — VARIETIES OF. — WALNUT. — NUT. — CUCURBITACEOUS PLANTS — WONDERFUL VARIATION OF.

ORNAMENTAL TREES — THEIR VARIATION IN DEGREE AND KIND — ASH-TREE — SCOTCH-PIR — HAWTHORN.

FLOWERS — MULTIPLE ORIGIN OF MANY KINDS — VARIATION IN CONSTITUTIONAL PECULIARITIES — KIND OF VARIATION. — ROSES — SEVERAL SPECIES CULTIVATED. — PANSY. — DAHLIA. — HYACINTH, HISTORY AND VARIATION OF.

The Vine (Vitis vinifera). — THE best authorities consider all our grapes as the descendants of one species which now grows wild in western Asia, which grew during the Bronze-age wild in Italy,¹ and which has recently been found fossil in a tuffaceous deposit in the south of France.² Some authors, however, entertain much doubt about the single parentage of our cultivated varieties, owing to the number of semi-wild forms found in Southern Europe, especially as described by Clemente,³ in a forest in Spain; but as the grape sows itself freely in Southern Europe, and as several of the chief kinds transmit their characters by seed,⁴ whilst others are extremely variable, the existence of many different escaped forms could hardly fail to occur in countries where this plant has been cultivated from the remotest antiquity. That the vine varies much when propagated by seed, we may infer from the largely increased number of varieties since the earlier historical records. New hot-house varieties are produced almost every year; for instance,⁵ a golden-coloured variety has been recently raised in England from a black grape without the aid of a cross.

¹ Heer, 'Pflanzen der Pfahlbauten,' 1866, s. 28.

² Alph. De Candolle, 'Géograph. Bot.,' p. 872; Dr. A. Targioni-Tozzetti, in 'Jour. Hort. Soc.,' vol. ix. p. 133. For the fossil vine found by Dr. G. Planchon, see 'Nat. Hist. Review,' 1865, April, p. 224.

³ Godron, 'De l'Espèce,' tom. ii. p. 100.

⁴ See an account of M. Vibert's experiments, by Alex. Jordan, in 'Mém. de l'Acad. de Lyon,' tom. ii., 1852, p. 108.

⁵ 'Gardener's Chronicle,' 1864, p. 488.

Van Mons⁶ reared a multitude of varieties from the seed of one vine, which was completely separated from all others, so that there could not, at least in this generation, have been any crossing, and the seedlings presented "les analogues de toutes les sortes," and differed in almost every possible character both in the fruit and foliage.

The cultivated varieties are extremely numerous; Count Odart says that he will not deny that there may exist throughout the world 700 or 800, perhaps even 1000 varieties, but not a third of these have any value. In the Catalogue of fruit cultivated in the Horticultural Gardens of London, published in 1842, 99 varieties are enumerated. Wherever the grape is grown many varieties occur: Pallas describes 24 in the Crimea, and Burnes mentions 10 in Cabool. The classification of the varieties has much perplexed writers, and Count Odart is reduced to a geographical system; but I will not enter on this subject, nor on the many and great differences between the varieties. I will merely specify a few curious and trifling peculiarities, all taken from Odart's highly esteemed work,⁷ for the sake of showing the diversified variability of this plant. Simon has classed grapes into two main divisions, those with downy leaves and those with smooth leaves, but he admits that in one variety, namely the Robazo, the leaves are either smooth or downy; and Odart (p. 70) states that some varieties have the nerves alone, and other varieties their young leaves, downy, whilst the old ones are smooth. The Pedro-Ximenes grape (Odart, p. 397) presents a peculiarity by which it can be at once recognised amongst a host of other varieties, namely, that when the fruit is nearly ripe the nerves of the leaves or even the whole surface becomes yellow. The Barbera d'Asti is well marked by several characters (p. 426), amongst others, "by some of the leaves, and it is always the lowest on the branches, suddenly becoming of a dark red colour." Several authors in classifying grapes have founded their main divisions on the berries being either round or oblong; and Odart admits the value of this character; yet there is one variety, the Maccabeo (p. 71), which often produces small round, and large oblong, berries in the same bunch. Certain grapes called Nebbiolo (p. 429) present a constant character, sufficient for their recognition, namely, "the slight adherence of that part of the pulp which surrounds the seeds to the rest of the berry, when cut through transversely." A Rhenish variety is mentioned (p. 228) which likes a dry soil; the fruit ripens well, but at the moment of maturity, if much rain falls, the berries are apt to rot; on the other hand, the fruit of a Swiss variety (p. 243) is valued for well sustaining prolonged humidity. This latter variety sprouts late in the spring, yet matures its fruit early; other varieties (p. 362) have the fault of being too much excited by the April sun, and in consequence suffer from frost. A Styrian variety (p. 254) has brittle foot-stalks, so that the clusters of fruit are often blown off; this variety is said to be particularly attractive to wasps and bees. Other varieties have tough stalks, which resist the wind. Many other variable characters could be given, but the foregoing facts are sufficient to show in how many small structural and

⁶ 'Arbres Fruitiers,' 1836, tom. ii. p. 290.

⁷ Odart, 'Ampélographie Universelle,' 1849.

constitutional details the vine varies. During the vine disease in France certain whole groups of varieties* have suffered far more from mildew than others. Thus "the group of the Chasselas, so rich in varieties, did not afford a single fortunate exception;" certain other groups suffered much less; the true old Burgundy, for instance, was comparatively free from disease, and the Carminat likewise resisted the attack. The American vines, which belong to a distinct species, entirely escaped the disease in France; and we thus see that those European varieties which best resist the disease must have acquired in a slight degree the same constitutional peculiarities as the American species.

White Mulberry (Morus alba).—I mention this plant because it has varied in certain characters, namely, in the texture and quality of the leaves, fitting them to serve as food for the domesticated silkworm, in a manner not observed with other plants; but this has arisen simply from such variations in the mulberry having been attended to, selected, and rendered more or less constant. M. de Quatrefages⁹ briefly describes six kinds cultivated in one valley in France: of these the *amourose* produces excellent leaves, but is rapidly being abandoned because it produces much fruit mingled with the leaves: the *antofino* yields deeply cut leaves of the finest quality, but not in great quantity: the *claro* is much sought for because the leaves can be easily collected: lastly, the *roso* bears strong hardy leaves, produced in large quantity, but with the one inconvenience, that they are best adapted for the worms after their fourth moult. MM. Jacquemet-Bonnefont, of Lyon, however, remark in their catalogue (1862) that two sub-varieties have been confounded under the name of the *roso*, one having leaves too thick for the caterpillars, the other being valuable because the leaves can easily be gathered from the branches without the bark being torn.

In India the mulberry has also given rise to many varieties. The Indian form is thought by many botanists to be a distinct species; but as Royle remarks,¹⁰ "so many varieties have been produced by cultivation that it is difficult to ascertain whether they all belong to one species;" they are, as he adds, nearly as numerous as those of the silkworm.

The Orange Group.—We here meet with great confusion in the specific distinction and parentage of the several kinds. Galesio,¹¹ who almost devoted his life-time to the subject, considers that there are four species, namely, sweet and bitter oranges, lemons, and citrons, each of which has given rise to whole groups of varieties, monsters, and supposed hybrids. One high authority¹² believes that these four reputed species are all

* M. Bouchardat, in 'Comptes Rendus,' Dec. 1st, 1851, quoted in 'Gardener's Chron.,' 1852, p. 435.

⁹ 'Études sur les Maladies actuelles du Ver à Soie,' 1859, p. 321.

¹⁰ 'Productive Resources of India,' p. 130.

¹¹ 'Traité du Citrus,' 1811. 'Teoria della Riproduzione Vegetale,' 1816. I

quote chiefly from this second work. In 1839 Galesio published in folio 'Gli Agrumi dei Giard. Bot. di Firenze,' in which he gives a curious diagram of the supposed relationship of all the forms.

¹² Mr. Bentham, Review of Dr. A. Targioni-Tozzetti, 'Journal of Hort. Soc.,' vol. ix. p. 133.

varieties of the wild *Citrus medica*, but that the shaddock (*Citrus decumana*), which is not known in a wild state, is a distinct species; though its distinctness is doubted by another writer "of great authority on such matters," namely, Dr. Buchanan Hamilton. Alph. De Candolle,¹³ on the other hand—and there cannot be a more capable judge—advances what he considers sufficient evidence of the orange (he doubts whether the bitter and sweet kinds are specifically distinct), the lemon, and citron, having been found wild, and consequently that they are distinct. He mentions two other forms cultivated in Japan and Java, which he ranks as undoubted species; he speaks rather more doubtfully about the shaddock, which varies much, and has not been found wild; and finally he considers some forms, such as Adam's apple and the bergamotte, as probably hybrids.

I have briefly abstracted these opinions for the sake of showing those who have never attended to such subjects, how perplexed with doubt they are. It would, therefore, be useless for my purpose to give a sketch of the conspicuous differences between the several forms. Besides the ever-recurrent difficulty of determining whether forms found wild are truly aboriginal or are escaped seedlings, many of the forms, which must be ranked as varieties, transmit their characters almost perfectly by seed. Sweet and bitter oranges differ in no important respect except in the flavour of their fruit, but Galesio¹⁴ is most emphatic that both kinds can be propagated by seed with absolute certainty. Consequently, in accordance with his simple rule, he classes them as distinct species; as he does sweet and bitter almonds, the peach and nectarine, &c. He admits, however, that the soft-shelled pine-tree produces not only soft-shelled but some hard-shelled seedlings, so that a little greater force in the power of inheritance would, according to this rule, raise the soft-shelled pine-tree into the dignity of an aboriginally created species. The positive assertion made by Macfayden¹⁵ that the pips of sweet oranges produce in Jamaica, according to the nature of the soil in which they are sown, either sweet or bitter oranges, is probably an error; for M. Alph. De Candolle informs me that since the publication of his great work he has received accounts from Guiana, the Antilles, and Mauritius, that in these countries sweet oranges faithfully transmit their character. Galesio found that the willow-leaved and the Little China oranges reproduced their proper leaves and fruit; but the seedlings were not quite equal in merit to their parents. The red-fleshed orange, on the other hand, fails to reproduce itself. Galesio also observed that the seeds of several other singular varieties all reproduced trees having a peculiar physiognomy, but partly resembling their parent-forms. I can adduce another case: the myrtle-leaved orange is ranked by all authors as a variety, but is very distinct in general aspect: in my father's greenhouse, during many years, it rarely yielded any seed, but at last produced one; and a tree thus raised was identical with the parent-form.

Another and more serious difficulty in determining the rank of the several forms is that, according to Galesio,¹⁶ they largely intercross without

¹³ 'Géograph. Bot.' p. 863.

¹⁵ Hooker's 'Bot. Misc.' vol. i. p.

¹⁴ 'Teoria della Riproduzione,' pp. 302; vol. ii. p. 111.

52-57.

¹⁶ 'Teoria della Riproduzione,' p. 53.

artificial aid; thus he positively states that seeds taken from lemon-trees (*C. lemonum*) growing mingled with the citron (*C. medica*), which is generally considered as a distinct species, produced a graduated series of varieties between these two forms. Again, an Adam's apple was produced from the seed of a sweet orange, which grew close to lemons and citrons. But such facts hardly aid us in determining whether to rank these forms as species or varieties; for it is now known that undoubted species of *Verbascum*, *Cistus*, *Primula*, *Salix*, &c., frequently cross in a state of nature. If indeed it were proved that plants of the orange tribe raised from these crosses were even partially sterile, it would be a strong argument in favour of their rank as species. Galesio asserts that this is the case; but he does not distinguish between sterility from hybridism and from the effects of culture; and he almost destroys the force of this statement by another,¹⁷ namely, that when he impregnated the flowers of the common orange with the pollen taken from undoubted varieties of the orange, monstrous fruits were produced, which included "little pulp, and had no seeds, or imperfect seeds."

In this tribe of plants we meet with instances of two highly remarkable facts in vegetable physiology: Galesio¹⁸ impregnated an orange with pollen from a lemon, and the fruit borne on the mother tree had a raised stripe of peel like that of a lemon both in colour and taste, but the pulp was like that of an orange and included only imperfect seeds. The possibility of pollen from one variety or species directly affecting the fruit produced by another variety or species, is a subject which I shall fully discuss in the following chapter.

The second remarkable fact is that two supposed hybrids¹⁹ (for their hybrid nature was not ascertained) between an orange and either a lemon or citron produced, on the same tree, leaves, flowers, and fruit of both pure parent-forms, as well as of a mixed or crossed nature. A bud taken from any one of the branches and grafted on another tree produces either one of the pure kinds or a capricious tree reproducing the three kinds. Whether the sweet lemon, which includes within the same fruit segments of differently flavoured pulp,²⁰ is an analogous case, I know not. But to this subject I shall have to recur.

I will conclude by giving from A. Risso²¹ a short account of a very singular variety of the common orange. It is the "*citrus aurantium fructus variabilis*," which on the young shoots produces rounded-oval leaves spotted with yellow, borne on petioles with heart-shaped wings; when these leaves fall off, they are succeeded by longer and narrower leaves, with undulated margins, of a pale-green colour embroidered with yellow, borne on foot-stalks without wings. The fruit whilst young is pear-shaped, yellow, longitudinally striated, and sweet; but as it ripens, it becomes spherical, of a reddish-yellow, and bitter.

Peach and Nectarine (Amygdalus Persica). The best authorities are

¹⁷ Galesio, 'Teoria della Riproduzione,' p. 69.

¹⁸ Galesio, *idem*, p. 67.

¹⁹ Galesio, *idem*, pp. 75, 76.

²⁰ 'Gardener's Chronicle,' 1841, p. 613.

²¹ 'Annales du Muséum,' tom. xx. p. 188.

nearly unanimous that the peach has never been found wild. It was introduced from Persia into Europe a little before the Christian era, and at this period few varieties existed. Alph. De Candolle,²² from the fact of the peach not having spread from Persia at an earlier period, and from its not having



Fig. 42.—Peach and Almond Stones, of natural size, viewed edgewise. 1. Common English Peach. 2. Double, crimson-flowered, Chinese Peach. 3. Chinese Honey Peach. 4. English Almond. 5. Barcelona Almond. 6. Malaga Almond. 7. Soft-shelled French Almond. 8. Smyrna Almond.

pure Sanserit or Hebrew names, believes that it is not an aboriginal of Western Asia, but came from the *terra incognita* of China. The supposition, however, that the peach is a modified almond which acquired its present character at a comparatively late period, would, I presume, account for these facts; on the same principle that the nectarine, the offspring of the peach, has few native names, and became known in Europe at a still later period.

²² 'Géograph. Bot.' p. 882.

Andrew Knight,²³ from finding that a seedling-tree, raised from a sweet almond fertilised by the pollen of a peach, yielded fruit quite like that of a peach, suspected that the peach-tree is a modified almond; and in this he has been followed by various authors.²⁴ A first-rate peach, almost globular in shape, formed of soft and sweet pulp, surrounding a hard, much furrowed, and slightly-flattened stone, certainly differs greatly from an almond, with its soft, slightly furrowed, much flattened, and elongated stone, protected by a tough, greenish layer of bitter flesh. Mr. Bentham²⁵ has particularly called attention to the stone of the almond being so much more flattened than that of the peach. But in the several varieties of the almond, the stone differs greatly in the degree to which it is compressed, in size, shape, strength, and in the depth of the furrows, as may be seen in the accompanying drawings (Nos. 4 to 8) of such kinds as I have been able to collect. With peach-stones also (Nos. 1 to 3) the degree of compression and elongation is seen to vary; so that the stone of the Chinese Honey-peach (fig. 3) is much more elongated and compressed than that of the (No. 8) Smyrna almond. Mr. Rivers of Sawbridgeworth, to whom I am indebted for some of the specimens above figured, and who has had such great horticultural experience, has called my attention to several varieties which connect the almond and the peach. In France there is a variety called the Peach-almond, which Mr. Rivers formerly cultivated, and which is correctly described in a French catalogue as being oval and swollen, with the aspect of a peach, including a hard stone surrounded by a fleshy covering, which is sometimes eatable.²⁶ A remarkable statement by M. Luizet has recently appeared in the 'Revue Horticole,'²⁷ namely, that a Peach-almond, grafted on a peach, bore during 1863 and 1864 almonds alone, but in 1865 bore six peaches and no almonds. M. Carrière, in commenting on this fact, cites the case of a double-flowered almond which, after producing during several years almonds, suddenly bore for two years in succession spherical fleshy peach-like fruits, but in 1865 reverted to its former state and produced large almonds.

Again, as I hear from Mr. Rivers, the double-flowering Chinese peaches resemble almonds in their manner of growth and in their flowers; the fruit is much elongated and flattened, with the flesh both bitter and sweet, but

²³ 'Transactions of Hort. Soc.,' vol. iii. p. 1, and vol. iv. p. 369, and note to p. 370. A coloured drawing is given of this hybrid.

²⁴ 'Gardener's Chronicle,' 1856, p. 532. A writer, it may be presumed Dr. Lindley, remarks on the perfect series which may be formed between the almond and the peach. Another high authority, Mr. Rivers, who has had such wide experience, strongly suspects ('Gardener's Chronicle,' 1863, p. 27) that peaches, if left to a state of nature, would in the course of time

retrograde into thick-fleshed almonds.

²⁵ 'Journal of Hort. Soc.,' vol. ix. p. 168.

²⁶ Whether this is the same variety as one lately mentioned ('Gard. Chron.' 1865, p. 1154) by M. Carrière under the name of *Persica intermedia*, I know not: this var. is said to be intermediate in nearly all its characters between the almond and peach; it produces during successive years very different kinds of fruit.

²⁷ Quoted in 'Gard. Chron.' 1866, p. 800.

not uneatable, and it is said to be of better quality in China. From this stage one small step leads us to such inferior peaches as are occasionally raised from seed. For instance, Mr. Rivers sowed a number of peach-stones imported from the United States, where they are collected for raising stocks, and some of the trees raised by him produced peaches which were very like almonds in appearance, being small and hard, with the pulp not softening till very late in the autumn. Van Mons²⁸ also states that he once raised from a peach-stone a peach having the aspect of a wild tree, with fruit like that of the almond. From inferior peaches, such as these just described, we may pass by small transitions, through clingstones of poor quality, to our best and most melting kinds. From this gradation, from the cases of sudden variation above recorded, and from the fact that the peach has not been found wild, it seems to me by far the most probable view, that the peach is the descendant of the almond, improved and modified in a marvellous manner.

One fact, however, is opposed to this conclusion. A hybrid, raised by Knight from the sweet almond by the pollen of the peach, produced flowers with little or no pollen, yet bore fruit, having been apparently fertilised by a neighbouring nectarine. Another hybrid from a sweet almond by the pollen of a nectarine produced during the first three years imperfect blossoms, but afterwards perfect flowers with an abundance of pollen. If this slight degree of sterility cannot be accounted for by the youth of the trees (and this often causes lessened fertility), or by the monstrous state of the flowers, or by the conditions to which the trees were exposed, these two cases would afford a strong argument against the peach being the descendant of the almond.

Whether or not the peach has proceeded from the almond, it has certainly given rise to nectarines, or smooth peaches, as they are called by the French. Most of the varieties both of the peach and nectarine reproduce themselves truly by seed. Galesio²⁹ says he has verified this with respect to eight races of the peach. Mr. Rivers³⁰ has given some striking instances from his own experience, and it is notorious that good peaches are constantly raised in North America from seed. Many of the American sub-varieties come true or nearly true to their kind, such as the white-blossom, several of the yellow-fruited freestone peaches, the blood clingstone, the heath, and the lemon-clingstone. On the other hand, a clingstone peach has been known to give rise to a freestone.³¹ In England it has been noticed that seedlings inherit from their parents flowers of the same size and colour. Some characters, however, contrary to what might have been expected, often are not inherited; such as the presence and form of the glands on the leaves.³² With respect to nectarines, both cling and free-

²⁸ Quoted in 'Journal de la Soc. Imp. d'Horticulture,' 1855, p. 238.

²⁹ 'Teoria della Riproduzione Vegetale,' 1816, p. 86.

³⁰ 'Gardener's Chronicle,' 1862, p. 1195.

³¹ Mr. Rivers, 'Gardener's Chron.,'

1850, p. 774.

³² Downing, 'The Fruits of America,' 1845, pp. 475, 489, 492, 494, 496. See also F. Michaux, 'Travels in N. America' (Eng. transl.), p. 228. For similar cases in France see Godron, 'De l'Espèce,' tom. ii. p. 97.

stones are known in North America to reproduce themselves by seed.³³ In England the new white nectarine was a seedling of the old white, and Mr. Rivers³⁴ has recorded several similar cases. From this strong tendency to inheritance, which both peach and nectarine trees exhibit,—from certain slight constitutional differences³⁵ in their nature,—and from the great difference in their fruit both in appearance and flavour, it is not surprising, notwithstanding that the trees differ in no other respects and cannot even be distinguished, as I am informed by Mr. Rivers, whilst young, that they have been ranked by some authors as specifically distinct. Galesio does not doubt that they are distinct; even Alph. De Candolle does not appear perfectly assured of their specific identity; and an eminent botanist has quite recently³⁶ maintained that the nectarine “probably constitutes a distinct species.”

Hence it may be worth while to give all the evidence on the origin of the nectarine. The facts in themselves are curious, and will hereafter have to be referred to when the important subject of bud-variation is discussed. It is asserted³⁷ that the Boston nectarine was produced from a peach-stone, and this nectarine reproduced itself by seed.³⁸ Mr. Rivers states³⁹ that from stones of three distinct varieties of the peach he raised three varieties of nectarine; and in one of these cases no nectarine grew near the parent peach-tree. In another instance Mr. Rivers raised a nectarine from a peach, and in the succeeding generation another nectarine from this nectarine.⁴⁰ Other such instances have been communicated to me, but they need not be given. Of the converse case, namely, of nectarine-stones yielding peach-trees (both free and cling-stones), we have six undoubted instances recorded by Mr. Rivers; and in two of these instances the parent nectarines had been seedlings from other nectarines.⁴¹

With respect to the more curious case of full-grown peach-trees suddenly producing nectarines by bud-variation (or sports as they are called by gardeners), the evidence is superabundant; there is also good evidence of the same tree producing both peaches and nectarines, or half and half fruit;—by this term I mean a fruit with the one-half a perfect peach, and the other half a perfect nectarine.

Peter Collinson in 1741 recorded the first case of a peach-tree producing a nectarine,⁴² and in 1766 he added two other instances. In the same work, the editor, Sir J. E. Smith, describes the more remarkable case of a tree in Norfolk, which usually bore both perfect nectarines and perfect peaches; but during two seasons some of the fruit were half-and-half in nature.

³³ Brickell's 'Nat. Hist. of N. Carolina,' p. 192, and Downing's 'Fruit Trees,' p. 505.

³⁴ 'Gardener's Chronicle,' 1862, p. 1196.

³⁵ The peach and nectarine do not succeed equally well in the same soil: see Lindley's 'Horticulture,' p. 351.

³⁶ Godron, 'De l'Espèce,' tom. ii. 1850, p. 97.

³⁷ 'Transact. Hort. Soc.,' vol. vi. p.

394.

³⁸ Downing's 'Fruit Trees,' p. 502.

³⁹ 'Gardener's Chronicle,' 1862, p. 1195.

⁴⁰ 'Journal of Horticulture,' Feb. 6th, 1866, p. 102.

⁴¹ Mr. Rivers, in 'Gardener's Chron.,' 1859, p. 774; 1862, p. 1195; 1865, p. 1059; and 'Journal of Hort.,' 1866, p. 102.

⁴² 'Correspondence of Linnæus,' 1821, pp. 7, 8, 70.

Mr. Salisbury in 1808⁴³ records six other cases of peach-trees producing nectarines. Three of the varieties are named; viz., the Alberge, Belle Chevreuse, and Royal George. This latter tree seldom failed to produce both kinds of fruit. He gives another case of a half-and-half fruit.

At Radford in Devonshire⁴⁴ a clingstone peach, purchased as the Chancellor, was planted in 1815, and in 1824, after having previously produced peaches alone, bore on one branch twelve nectarines; in 1825 the same branch yielded twenty-six nectarines, and in 1826 thirty-six nectarines together with eighteen peaches. One of the peaches was almost as smooth on one side as a nectarine. The nectarines were as dark as, but smaller than, the Elruge.

At Beccles a Royal George peach⁴⁵ produced a fruit, "three parts of it being peach and one part nectarine, quite distinct in appearance as well as in flavour." The lines of division were longitudinal, as represented in the engraving. A nectarine-tree grew five yards from this tree.

Professor Chapman states⁴⁶ that he has often seen in Virginia very old peach-trees bearing nectarines.

A writer in the 'Gardener's Chronicle' says that a peach-tree planted fifteen years previously⁴⁷ produced this year a nectarine between two peaches; a nectarine-tree grew close by.

In 1844⁴⁸ a Vanguard peach-tree produced, in the midst of its ordinary fruit, a single red Roman nectarine.

Mr. Calver is stated⁴⁹ to have raised in the United States a seedling peach which produced a mixed crop of both peaches and nectarines.

Near Dorking⁵⁰ a branch of the Téton de Venus peach, which reproduces itself truly by seed,⁵¹ bore its own fruit "so remarkable for its prominent point, and a nectarine rather smaller but well formed and quite round."

The previous cases all refer to peaches suddenly producing nectarines, but at Carlew⁵² the unique case occurred, of a nectarine-tree, raised twenty years before from seed and never grafted, producing a fruit half peach and half nectarine; subsequently it bore a perfect peach.

To sum up the foregoing facts: we have excellent evidence of peach-stones producing nectarine-trees, and of nectarine-stones producing peach-trees,—of the same tree bearing peaches and nectarines,—of peach-trees suddenly producing by bud-variation nectarines (such nectarines reproducing nectarines by seed), as well as fruit in part nectarine and in part peach,—and lastly of one nectarine-tree first bearing half-and-half fruit, and subsequently true peaches. As the peach came into existence before the nectarine, it might have been expected from the law of reversion that

⁴³ 'Transact. Hort. Soc.,' vol. i. p. 103.

⁴⁴ Loudon's 'Gardener's Mag.,' 1826, vol. i. p. 471.

⁴⁵ *Ibid.*, 1828, p. 53.

⁴⁶ *Ibid.*, 1830, p. 597.

⁴⁷ 'Gardener's Chronicle,' 1841, p. 617.

⁴⁸ 'Gardener's Chronicle,' 1844, p. 589.

⁴⁹ 'Phytologist,' vol. iv. p. 299.

⁵⁰ 'Gardener's Chron.,' 1856, p. 531.

⁵¹ Godron, 'De l'Espèce,' tom. ii. p. 97.

⁵² 'Gardener's Chron.,' 1856, p. 531.

nectarines would give birth by bud-variation or by seed to peaches, oftener than peaches to nectarines; but this is by no means the case.

Two explanations have been suggested to account for these conversions. First, that the parent-trees have been in every case hybrids³³ between the peach and nectarine, and have reverted by bud-variation or by seed to one of their pure parent-forms. This view in itself is not very improbable; for the Mountaineer peach, which was raised by Knight from the red nutmeg peach by pollen of the violette hâtive nectarine,³⁴ produces peaches, but these are said *sometimes* to partake of the smoothness and flavour of the nectarine. But let it be observed that in the previous list no less than six well-known varieties and several other unnamed varieties of the peach have once suddenly produced perfect nectarines by bud-variation; and it would be an extremely rash supposition that all these varieties of the peach, which have been cultivated for years in many districts, and which show not a vestige of a mixed parentage, are, nevertheless, hybrids. A second explanation is, that the fruit of the peach has been directly affected by the pollen of the nectarine: although this certainly is possible, it cannot here apply; for we have not a shadow of evidence that a branch which has borne fruit directly affected by foreign pollen is so profoundly modified as afterwards to produce buds which continue to yield fruit of the new and modified form. Now it is known that when a bud on a peach-tree has once borne a nectarine the same branch has in several instances gone on during successive years producing nectarines. The Carclew nectarine, on the other hand, first produced half-and-half fruit, and subsequently pure peaches. Hence we may confidently accept the common view that the nectarine is a variety of the peach, which may be produced either by bud-variation or from seed. In the following chapter many analogous cases of bud-variation will be given.

The varieties of the peach and nectarine run in parallel lines. In both classes the kinds differ from each other in the flesh of the fruit being white, red, or yellow; in being clingstones or freestones; in the flowers being large or small, with certain other characteristic differences; and in the leaves being serrated without glands, or crenated and furnished with globose or reniform glands.³⁵ We can hardly account for this parallelism by supposing that each variety of the nectarine is descended from a corresponding variety of the peach; for though our nectarines are certainly the descendants of several kinds of peaches, yet a large number are the descendants of other nectarines, and they vary so much when thus reproduced that we can scarcely admit the above explanation.

The varieties of the peach have largely increased in number since the Christian era, when from two to five varieties alone were known;³⁶ and the nectarine was unknown. At the present time, besides many varieties said to exist in China, Downing describes in the United States seventy-nine

³³ Alph. De Candolle, 'Géograph. Hort. Soc.,' 1842, p. 105. Bot.,' p. 886.

³⁴ Thompson, in Loudon's 'Encyclop. Hort. Soc.,' vol. ix. p. 167. Alph. De Candolle, 'Géograph. Bot.,' p. 885.

³⁵ 'Catalogue of Fruit in Garden of

native and imported varieties of the peach; and a few years ago Lindley⁵⁷ enumerated one hundred and sixty-four varieties of the peach and nectarine grown in England. I have already indicated the chief points of difference between the several varieties. Nectarines, even when produced from distinct kinds of peaches, always possess their own peculiar flavour, and are smooth and small. Clingstone and freestone peaches, which differ in the ripe flesh either firmly adhering to the stone, or easily separating from it, also differ in the character of the stone itself; that of the freestones or melters being more deeply fissured, with the sides of the fissures smoother than in clingstones. In the various kinds, the flowers differ not only in size, but in the larger flowers the petals are differently shaped, more imbricated, generally red in the centre and pale towards the margin; whereas in the smaller flowers the margins of the petal are usually more darkly coloured. One variety has nearly white flowers. The leaves are more or less serrated, and are either destitute of glands, or have globose or reniform glands;⁵⁸ and some few peaches, such as the Brugnion, bear on the same tree both globular and kidney-shaped glands.⁵⁹ According to Robertson⁶⁰ the trees with glandular leaves are liable to blister, but not in any great degree to mildew; whilst the non-glandular trees are more subject to curl, to mildew, and to the attacks of aphides. The varieties differ in the period of their maturity, in the fruit keeping well, and in hardness,—the latter circumstance being especially attended to in the United States. Certain varieties, such as the Bellegarde, stand forcing in hot-houses better than other varieties. The flat-peach of China is the most remarkable of all the varieties; it is so much depressed towards the summit, that the stone is here covered only by roughened skin and not by a fleshy layer.⁶¹ Another Chinese variety, called the Honey-peach, is remarkable from the fruit terminating in a long sharp point; its leaves are glandless and widely dentate.⁶² The Emperor of Russia peach is a third singular variety, having deeply and doubly serrated leaves; the fruit is deeply cleft with one-half projecting considerably beyond the other; it originated in America, and its seedlings inherit similar leaves.⁶³

The peach has also produced in China a small class of trees valued for ornament, namely the double-flowered; of these five varieties are now known in England, varying from pure white, through rose, to intense crimson.⁶⁴ One of these varieties, called the camellia-flowered, bears flowers above 2½ inches in diameter, whilst those of the fruit-bearing kinds do not at most exceed 1½ inch in diameter. The flowers of the double-

⁵⁷ 'Transact. Hort. Soc.,' vol. v. p. 554.

1865, p. 254.

⁵⁸ Loudon's 'Encyclop. of Gardening,' p. 907.

⁶¹ 'Transact. Hort. Soc.,' vol. iv. p. 512.

⁵⁹ M. Carrière, in 'Gard. Chron.,' 1865, p. 1154.

⁶² 'Journal of Horticulture,' Sept. 8th, 1863, p. 188.

⁶⁰ 'Transact. Hort. Soc.,' vol. iii. p. 332. See also 'Gardener's Chronicle,' 1865, p. 271, to same effect. Also 'Journal of Horticulture,' Sept. 26th,

⁶³ 'Transact. Hort. Soc.,' vol. vi. p. 412.

⁶⁴ 'Gardener's Chronicle,' 1857, p. 216.

flowered peaches have the singular property⁶⁵ of frequently producing double or treble fruit. Finally, there is good reason to believe that the peach is an almond profoundly modified; but whatever its origin may have been, there can be no doubt that it has yielded during the last eighteen centuries many varieties, some of them strongly characterised, belonging both to the nectarine and peach form.

Apricot (Prunus armeniaca).—It is commonly admitted that this tree is descended from a single species, now found wild in the Caucasian region.⁶⁶ On this view the varieties deserve notice, because they illustrate differences supposed by some botanists to be of specific value in the almond and plum. The best monograph on the apricot is by Mr. Thompson,⁶⁷ who describes seventeen varieties. We have seen that peaches and nectarines vary in a strictly parallel manner; and in the apricot, which forms a closely allied genus, we again meet with variations analogous to those of the peach, as well as to those of the plum. The varieties differ considerably in the shape of their leaves, which are either serrated or crenated, sometimes with ear-like appendages at their bases, and sometimes with glands on the petioles. The flowers are generally alike, but are small in the Masculine. The fruit varies much in size, shape, and in having the suture little pronounced or absent; in the skin being smooth, or downy as in the orange-apricot; and in the flesh clinging to the stone, as in the last-mentioned kind, or in readily separating from it, as in the Turkey-apricot. In all these differences we see the closest analogy with the varieties of the peach and nectarine. In the stone we have more important differences, and these in the case of the plum have been esteemed of specific value: in some apricots the stone is almost spherical, in others much flattened, being either sharp in front or blunt at both ends, sometimes channelled along the back, or with a sharp ridge along both margins. In the Moorpark, and generally in the Hemskirke, the stone presents a singular character in being perforated, with a bundle of fibres passing through the perforation from end to end. The most constant and important character, according to Thompson, is whether the kernel is bitter or sweet; yet in this respect we have a graduated difference, for the kernel is very bitter in Shipley's apricot; in the Hemskirke less bitter than in some other kinds; slightly bitter in the Royal; and "sweet like a hazel-nut" in the Breda, Angoumois, and others. In the case of the almond, bitterness has been thought by some high authorities to indicate specific difference.

In N. America the Roman apricot endures "cold and unfavourable situations, where no other sort, except the Masculine, will succeed; and its blossoms bear quite a severe frost without injury."⁶⁸ According to Mr. Rivers⁶⁹ seedling apricots deviate but little from the character of

⁶⁵ 'Journal of Hort. Soc.,' vol. ii. p. 283.

⁶⁶ Alph. De Candolle, 'Géograph. Bot.,' p. 879.

⁶⁷ 'Transact. Hort. Soc.' (2nd series), vol. i. 1835, p. 56. See also 'Cat. of Fruit in Garden of Hort. Soc.,' 3rd

edit, 1842.

⁶⁸ Downing, 'The Fruits of America,' 1845, p. 157; with respect to the Albergro apricot in France, see p. 153.

⁶⁹ 'Gardener's Chronicle,' 1863, p. 364.

their race: in France the Alberge is constantly reproduced from seed with but little variation. In Ladakh, according to Moorcroft,⁷⁰ ten varieties of the apricot, very different from each other, are cultivated, and all are raised from seed, excepting one, which is budded.

Plums (Prunus insititia).—Formerly the sloe, *P. spinosa*, was thought to be the parent of all our plums; but now this honour is very commonly accorded to *P. insititia* or the bullace, which is found wild in the Caucasus and N.-Western India, and is naturalised in England.⁷¹ It is not at all improbable, in accordance with some observations made by Mr. Rivers,⁷² that both these forms, which some botanists rank as a single species, may be the parents of our domesticated plums. Another supposed parent-form, the *P. domestica*, is said to be found wild in the region of the



Fig. 43.—Plum Stones, of natural size, viewed laterally. 1. Bullace Plum. 2. Sheepdree Damson. 3. Blue Gage. 4. Orleans. 5. Elvas. 6. Denyer's Victoria. 7. Diamond.

Caucasus. Godron remarks⁷³ that the cultivated varieties may be divided into two main groups, which he supposes to be descended from two aboriginal stocks; namely, those with oblong fruit and stones pointed at both ends, having narrow separate petals and upright branches; and those with rounded fruit, with stones blunt at both ends, with rounded petals and spreading branches. From what we know of the variability of the flowers in the peach and of the diversified manner of growth in our various fruit-trees, it is difficult to lay much weight on these latter

⁷⁰ 'Travels in the Himalayan Provinces,' vol. i. 1841, p. 295.

⁷¹ See an excellent discussion on this subject in Hewett C. Watson's 'Cybele Britannica,' vol. iv. p. 80.

⁷² 'Gardener's Chronicle,' 1865, p. 27.

⁷³ 'De l'Espèce,' tom. ii. p. 94. On the parentage of our plums, see also Alph. De Candolle, 'Géograph. Bot.,' p. 878. Also Targioni-Tozzetti, 'Journal Hort. Soc.,' vol. ix. p. 164. Also Babington, 'Manual of Brit. Botany,' 1851, p. 87.

characters. With respect to the shape of the fruit, we have conclusive evidence that it is extremely variable: Downing⁷⁴ gives outlines of the plums of two seedlings, namely, the red and imperial gages, raised from the greengage; and the fruit of both is more elongated than that of the greengage. The latter has a very blunt broad stone, whereas the stone of the imperial gage is "oval and pointed at both ends." These trees also differ in their manner of growth: "the greengage is a very short-jointed, slow-growing tree, of spreading and rather dwarfish habit;" whilst its offspring, the imperial gage, "grows freely and rises rapidly, and has long dark shoots." The famous Washington plum bears a globular fruit, but its offspring, the emerald drop, is nearly as much elongated as the most elongated plum figured by Downing, namely, Manning's prune. I have made a small collection of the stones of twenty-five kinds, and they graduate in shape from the bluntest into the sharpest kinds. As characters derived from seeds are generally of high systematic importance, I have thought it worth while to give drawings of the most distinct kinds in my small collection; and they may be seen to differ in a surprising manner in size, outline, thickness, prominence of the ridges, and state of surface. It deserves notice that the shape of the stone is not always strictly correlated with that of the fruit: thus the Washington plum is spherical and depressed at the pole, with a somewhat elongated stone, whilst the fruit of the Goliath is more elongated, but the stone less so, than in the Washington. Again, Denyer's Victoria and Goliath bear fruit closely resembling each other, but their stones are widely different. On the other hand, the Harvest and Black Margate plums are very dissimilar, yet include closely similar stones.

The varieties of the plum are numerous, and differ greatly in size, shape, quality, and colour,—being bright yellow, green, almost white, blue, purple, or red. There are some curious varieties, such as the double or Siamese, and the Stoneless plum: in the latter the kernel lies in a roomy cavity surrounded only by the pulp. The climate of North America appears to be singularly favourable for the production of new and good varieties; Downing describes no less than forty, seven of which of first-rate quality have been recently introduced into England.⁷⁵ Varieties occasionally arise having an innate adaptation for certain soils, almost as strongly pronounced as with natural species growing on the most distinct geological formations; thus in America the imperial gage, differently from almost all other kinds, "is peculiarly fitted for *dry light* soils where many sorts drop their fruit," whereas on rich heavy soils the fruit is often insipid.⁷⁶ My father could never succeed in making the Wine-Sour yield even a moderate crop in a sandy orchard near Shrewsbury, whilst in some parts of the same county and in its native Yorkshire it bears abundantly: one of my rela-

⁷⁴ 'Fruits of America,' pp. 275, 278, 314, 284, 276, 310. Mr. Rivers raised ('Gard. Chron.,' 1863, p. 27) from the Prune-pêche, which bears large, round, red plums on stout robust shoots, a seedling which bears oval, smaller

fruit on shoots that are so slender as to be almost pendulous.

⁷⁵ 'Gardener's Chronicle,' 1855, p. 726.

⁷⁶ Downing's 'Fruit Trees,' p. 278.

tions also repeatedly tried in vain to grow this variety in a sandy district in Staffordshire.

Mr. Rivers has given⁷⁷ a number of interesting facts, showing how truly many varieties can be propagated by seed. He sowed the stones of twenty bushels of the greengage for the sake of raising stocks, and closely observed the seedlings; "all had the smooth shoots, the prominent buds, and the glossy leaves of the greengage, but the greater number had smaller leaves and thorns." There are two kinds of damson, one the Shropshire with downy shoots, and the other the Kentish with smooth shoots, and these differ but slightly in any other respect: Mr. Rivers sowed some bushels of the Kentish damson, and all the seedlings had smooth shoots, but in some the fruit was oval, in others round or roundish, and in a few the fruit was small, and, except in being sweet, closely resembled that of the wild sloe. Mr. Rivers gives several other striking instances of inheritance: thus, he raised eighty thousand seedlings from the common German Quetsche plum, and "not one could be found varying in the least, in foliage or habit." Similar facts were observed with the Petite Mirabelle plum, yet this latter kind (as well as the Quetsche) is known to have yielded some well-established varieties; but, as Mr. Rivers remarks, they all belong to the same group with the Mirabelle.

* *Cherries* (*Prunus cerasus, avium, &c.*).—Botanists believe that our cultivated cherries are descended from one, two, four, or even more wild stocks.⁷⁸ That there must be at least two parent-species we may infer from the sterility of twenty hybrids raised by Mr. Knight from the morello fertilized by pollen of the Elton cherry; for these hybrids produced in all only five cherries, and one alone of these contained a seed.⁷⁹ Mr. Thompson⁸⁰ has classified the varieties in an apparently natural method in two main groups by characters taken from the flowers, fruit, and leaves; but some varieties which stand widely separate in this classification are quite fertile when crossed; thus Knight's Early Black cherry is the product of a cross between two such kinds.

Mr. Knight states that seedling cherries are more variable than those of any other fruit-tree.⁸¹ In the Catalogue of the Horticultural Society for 1842, eighty varieties are enumerated. Some varieties present singular characters: thus the flower of the Cluster cherry includes as many as twelve pistils, of which the majority abort; and they are said generally to produce from two to five or six cherries aggregated together and borne on a single peduncle. In the Ratafia cherry several flower-peduncles arise from a common peduncle, upwards of an inch in length. The fruit of Gascoigne's Heart has its apex produced into a globule or drop: that of the white

⁷⁷ 'Gardener's Chronicle,' 1863, p. 27. Sageret, in his 'Pomologie Phys.,' p. 346, enumerates five kinds which can be propagated in France by seed: see also Downing's 'Fruit Trees of America,' p. 305, 312, &c.

⁷⁸ Compare Alph. De Candolle, 'Géograph. Bot.,' p. 877; Bentham and

Targioni-Tozzetti, in 'Hort. Journal,' vol. ix. p. 163; Godron, 'De l'Espèce,' tom. ii. p. 92.

⁷⁹ 'Transact. Hort. Soc.,' vol. v., 1824, p. 295.

⁸⁰ *Ibid.*, second series, vol. i., 1835, p. 248.

⁸¹ *Ibid.*, vol. ii. p. 138.

Hungarian Gean has almost transparent flesh. The Flemish cherry is "a very odd-looking fruit," much flattened at the summit and base, with the latter deeply furrowed, and borne on a stout very short footstalk. In the Kentish cherry the stone adheres so firmly to the footstalk, that it can be drawn out of the flesh; and this renders the fruit well fitted for drying. The Tobacco-leaved cherry, according to Sageret and Thompson, produces gigantic leaves, more than a foot and sometimes even eighteen inches in length, and half a foot in breadth. The Weeping cherry, on the other hand, is valuable only as an ornament, and, according to Downing, is "a charming little tree with slender weeping branches, clothed with small almost myrtle-like foliage." There is also a peach-leaved variety.

Sageret describes a remarkable variety, *le griottier de la Toussaint*, which bears at the same time, even as late as September, flowers and fruit of all degrees of maturity. The fruit, which is of inferior quality, is borne on long, very thin footstalks. But the extraordinary statement is made that all the leaf-bearing shoots spring from old flower-buds. Lastly, there is an important physiological distinction between those kinds of cherries which bear fruit on young or on old wood; but Sageret positively asserts that a Bigarreau in his garden bore fruit on wood of both ages.⁸²

Apple (Pyrus malus).—The one source of doubt felt by botanists with respect to the parentage of the apple is whether, besides *P. malus*, two or three other closely allied wild forms, namely, *P. acerba* and *præcox* or *paradisiana*, do not deserve to be ranked as distinct species. The *P. præcox* is supposed by some authors⁸³ to be the parent of the dwarf paradise stock, which, owing to the fibrous roots not penetrating deeply into the ground, is so largely used for grafting; but the paradise stock, it is asserted,⁸⁴ cannot be propagated true by seed. The common wild crab varies considerably in England; but many of the varieties are believed to be escaped seedlings.⁸⁵ Every one knows the great difference in the manner of growth, in the foliage, flowers, and especially in the fruit, between the almost innumerable varieties of the apple. The pips or seeds (as I know by comparison) likewise differ considerably in shape, size, and colour. The fruit is adapted for eating or for cooking in different ways, and keeps for only a few weeks or for nearly two years. Some few kinds have the fruit covered with a powdery secretion, called bloom, like that on plums;

⁸² These several statements are taken from the four following works, which may, I believe, be trusted. Thompson, in 'Hort. Transact.' see above; Sageret's 'Pomologie Phys.,' 1830, pp. 358, 364, 367, 379; 'Catalogue of the Fruit in the Garden of Hort. Soc.,' 1842, pp. 57, 69; Downing, 'The Fruits of America,' 1845, pp. 189, 195, 200.

⁸³ Mr. Lowe states in his 'Flora of Madeira' (quoted in 'Gard. Chron.,' 1862, p. 215) that the *P. malus*, with its nearly sessile fruit, ranges farther south

than the long-stalked *P. acerba*, which is entirely absent in Madeira, the Canaries, and apparently in Portugal. This fact supports the belief that these two forms deserve to be called species. But the characters separating them are of slight importance, and of a kind known to vary in other cultivated fruit-trees.

⁸⁴ See 'Journ. of Hort. Tour,' by Deputation of the Caledonian Hort. Soc., 1823, p. 459.

⁸⁵ H. C. Watson, 'Cybele Britannica,' vol. i. p. 334.

and "it is extremely remarkable that this occurs almost exclusively among varieties cultivated in Russia."⁸⁶ Another Russian apple, the white Astracan, possesses the singular property of becoming transparent, when ripe, like some sorts of crabs. The *api étoilé* has five prominent ridges, hence its name; the *api noir* is nearly black: the *twin cluster pippin* often bears fruit joined in pairs.⁸⁷ The trees of the several sorts differ greatly in their periods of leafing and flowering; in my orchard the *Court Pendu Plat* produces its leaves so late, that during several springs I have thought it dead. The Tiffin apple scarcely bears a leaf when in full bloom; the Cornish crab, on the other hand, bears so many leaves at this period that the flowers can hardly be seen.⁸⁸ In some kinds the fruit ripens in mid-summer; in others, late in the autumn. These several differences in leafing, flowering, and fruiting, are not at all necessarily correlated; for, as Andrew Knight has remarked,⁸⁹ no one can judge from the early flowering of a new seedling, or from the early shedding or change of colour of the leaves, whether it will mature its fruit early in the season.

The varieties differ greatly in constitution. It is notorious that our summers are not hot enough for the Newtown Pippin,⁹⁰ which is the glory of the orchards near New York; and so it is with several varieties which we have imported from the Continent. On the other hand, our Court of Wick succeeds well under the severe climate of Canada. The *Calville rouge de Micoud* occasionally bears two crops during the same year. The Burr Knot is covered with small excrescences, which emit roots so readily that a branch with blossom-buds may be stuck in the ground, and will root and bear a few fruit even during the first year.⁹¹ Mr. Rivers has recently described⁹² some seedlings valuable from their roots running near the surface. One of these seedlings was remarkable from its extremely dwarfed size, "forming itself into a bush only a few inches in height." Many varieties are particularly liable to canker in certain soils. But perhaps the strangest constitutional peculiarity is that the Winter Majetin is not attacked by the mealy bug or coccus; Lindley⁹³ states that in an orchard in Norfolk infested with these insects the Majetin was quite free, though the stock on which it was grafted was affected: Knight makes a similar statement with respect to a cider apple, and adds that he only once saw these insects just above the stock, but that three days afterwards they entirely disappeared; this apple, however, was raised from a cross between

⁸⁶ London's 'Gardener's Mag.,' vol. vi, 1830, p. 83.

⁸⁷ See 'Catalogue of Fruit in Garden of Hort. Soc.,' 1842, and Downing's 'American Fruit Trees.'

⁸⁸ London's 'Gardener's Magazine,' vol. iv., 1828, p. 112.

⁸⁹ 'The Culture of the Apple,' p. 43. Van Mons makes the same remark on the pear, 'Arbres Fruitières,' tom. ii., 1836, p. 414.

⁹⁰ Lindley's 'Horticulture,' p. 116. See also Knight on the Apple-Tree, in

'Transact. of Hort. Soc.,' vol. vi. p. 229.

⁹¹ 'Transact. Hort. Soc.,' vol. i., 1812, p. 120.

⁹² 'Journal of Horticulture,' March 13th, 1866, p. 194.

⁹³ 'Transact. Hort. Soc.,' vol. iv. p. 68. For Knight's case, see vol. vi. p. 547. When the coccus first appeared in this country, it is said (vol. ii. p. 163) that it was more injurious to crab-stocks than to the apples grafted on them.

the Golden Harvey and the Siberian Crab; and the latter, I believe, is considered by some authors as specifically distinct.

The famous St. Valery apple has not to be passed over; the flower has a double calyx with ten divisions, and fourteen styles surmounted by conspicuous oblique stigmata, but is destitute of stamens or corolla. The fruit is constricted round the middle, and is formed of five seed-cells, surmounted by nine other cells.⁸⁴ Not being provided with stamens, the tree requires artificial fertilisation; and the girls of St. Valery annually go to "*faire ses pommes*," each marking her own fruit with a ribbon; and as different pollen is used, the fruit differs, and we here have an instance of the direct action of foreign pollen on the mother-plant. These monstrous apples include, as we have seen, fourteen seed-cells; the pigeon-apple,⁸⁵ on the other hand, has only four, instead of, as with all common apples, five cells; and this certainly is a remarkable difference.

In the catalogue of apples published in 1842 by the Horticultural Society, 897 varieties are enumerated; but the differences between most of them are of comparatively little interest, as they are not strictly inherited. No one can raise, for instance, from the seed of the Ribston Pippin, a tree of the same kind; and it is said that the "Sister Ribston Pippin" was a white, semi-transparent, sour-fleshed apple, or rather large crab.⁸⁶ Yet it is a mistake to suppose that with most varieties the characters are not to a certain extent inherited. In two lots of seedlings raised from two well-marked kinds, many worthless, crab-like seedlings will appear, but it is now known that the two lots not only usually differ from each other, but resemble to a certain extent their parents. We see this indeed in the several sub-groups of Russetts, Sweetings, Codlins, Pear-mains, Reinettes, &c.,⁸⁷ which are all believed, and many are known, to be descended from other varieties bearing the same names.

Pears (Pyrus communis).—I need say little on this fruit, which varies much in the wild state, and to an extraordinary degree when cultivated, in its fruit, flowers, and foliage. One of the most celebrated botanists in Europe, M. Decaisne, has carefully studied the many varieties;⁸⁸ although he formerly believed that they were derived from more than one species, he is now convinced that all belong to one. He has arrived at this conclusion from finding in the several varieties a perfect gradation between the most extreme characters; so perfect is this gradation that he maintains it to be impossible to classify the varieties by any natural method. M. Decaisne raised many seedlings from four distinct kinds, and has carefully recorded the variations in each. Notwithstanding this extreme degree of

⁸⁴ 'Mém. de la Soc. Linn. de Paris,' tom. iii., 1825, p. 164; and Seringe, 'Bulletin Bot.' 1830, p. 117.

⁸⁵ 'Gardener's Chronicle,' 1849, p. 24.

⁸⁶ R. Thompson, in 'Gardener's Chron.' 1850, p. 788.

⁸⁷ Sageret, 'Pomologie Physiolo-

gique,' 1830, p. 263. Downing's 'Fruit Trees,' pp. 130, 134, 139, &c. London's 'Gardener's Mag.' vol. viii. p. 317. Alexis Jordan, 'De l'Origine des diverses Variétés,' in 'Mém. de l'Acad. Imp. de Lyon,' tom. ii., 1852, pp. 95, 114. 'Gardener's Chronicle,' 1850, pp. 774, 788.

⁸⁸ 'Comptes Rendus,' July 6th, 1863.

variability, it is now positively known that many kinds reproduce by seed the leading characters of their race.⁹⁹

Strawberries (Fragaria).—This fruit is remarkable on account of the number of species which have been cultivated, and from their rapid improvement within the last fifty or sixty years. Let any one compare the fruit of one of the largest varieties exhibited at our Shows with that of the wild wood strawberry, or, which will be a fairer comparison, with the somewhat larger fruit of the wild American Virginian Strawberry, and he will see what prodigies horticulture has effected.¹⁰⁰ The number of varieties has likewise increased in a surprisingly rapid manner. Only three kinds were known in France, in 1746, where this fruit was early cultivated. In 1766 five species had been introduced, the same which are now cultivated, but only five varieties of *Fragaria vesca*, with some sub-varieties, had been produced. At the present day the varieties of the several species are almost innumerable. The species consist of, firstly, the wood or Alpine cultivated strawberries, descended from *F. vesca*, a native of Europe and of North America. There are eight wild European varieties, as ranked by Duchesne, of *F. vesca*, but several of these are considered species by some botanists. Secondly, the green strawberries, descended from the European *F. collina*, and little cultivated in England. Thirdly, the Hautbois, from the European *F. elatior*. Fourthly, the Scarlets, descended from *F. Virginiana*, a native of the whole breadth of North America. Fifthly, the Chili, descended from *F. Chilensis*, an inhabitant of the west coast of the temperate parts both of North and South America. Lastly, the Pines or Carolinas (including the old Blacks), which have been ranked by most authors under the name of *F. grandiflora* as a distinct species, said to inhabit Surinam; but this is a manifest error. This form is considered by the highest authority, M. Gay, to be merely a strongly marked race of *F. Chilensis*.¹⁰¹ These five or six forms have been ranked by most botanists as specifically distinct; but this may be doubted, for Andrew Knight,¹⁰² who raised no less than 400 crossed strawberries, asserts that the *F. Virginiana*, *Chilensis*, and *grandiflora* "may be made to breed together indiscriminately," and he found, in accordance with the principle of analogous variation, "that similar varieties could be obtained from the seeds of any one of them."

Since Knight's time there is abundant and additional evidence¹⁰³ of the extent to which the American forms spontaneously cross. We owe

⁹⁹ 'Gardener's Chronicle,' 1836, p. 804; 1857, p. 820; 1862, p. 1195.

¹⁰⁰ Most of the largest cultivated strawberries are the descendants of *F. grandiflora* or *Chilensis*, and I have seen no account of these forms in their wild state. Methuen's Scarlet (Downing, 'Fruits,' p. 527) has "immense fruit of the largest size," and belongs to the section descended from *F. Virginiana*; and the fruit of this species, as I hear from Prof. A. Gray, is only a little larger

than that of *F. vesca*, or our common wood strawberry.

¹⁰¹ 'Le Fraisier,' par le Comte L. de Lambertye, 1864, p. 50.

¹⁰² 'Transact. Hort. Soc.,' vol. iii. 1820, p. 207.

¹⁰³ See an account by Prof. Decaisne, and by others in 'Gardener's Chronicle,' 1862, p. 335, and 1858, p. 172; and Mr. Bernet's paper in 'Hort. Soc. Transact.,' vol. vi., 1826, p. 170.

indeed to such crosses most of our choicest existing varieties. Knight did not succeed in crossing the European wood-strawberry with the American Scarlet or with the Hautbois. Mr. Williams, of Pitmaston, however, succeeded; but the hybrid offspring from the Hautbois, though fruiting well, never produced seed, with the exception of a single one, which reproduced the parent hybrid form.³⁹⁴ Major R. Trevor Clarke informs me that he crossed two members of the Pine class (Myatt's B. Queen and Keen's Seedling), with the wood and hautbois, and that in each case he raised only a single seedling; one of these fruited, but was almost barren. Mr. W. Smith, of York, has raised similar hybrids with equally poor success.³⁹⁵ We thus see³⁹⁶ that the European and American species can with some difficulty be crossed; but it is improbable that hybrids sufficiently fertile to be worth cultivation will ever be thus produced. This fact is surprising, as these forms structurally are not widely distinct, and are sometimes connected in the districts where they grow wild, as I hear from Professor Asa Gray, by puzzling intermediate forms.

The energetic culture of the strawberry is of recent date, and the cultivated varieties can in most cases still be classed under some one of the above five native stocks. As the American strawberries cross so freely and spontaneously, we can hardly doubt that they will ultimately become inextricably confused. We find, indeed, that horticulturists at present disagree under which class to rank some few of the varieties; and a writer in the 'Bon Jardinier' of 1840 remarks that formerly it was possible to class all of them under some one species, but that now this is quite impossible with the American forms, the new English varieties having completely filled up the gaps between them.³⁹⁷ The blending together of two or more aboriginal forms, which there is every reason to believe has occurred with some of our anciently cultivated productions, we now see actually occurring with our strawberries.

The cultivated species offer some variations worth notice. The Black Prince, a seedling from Keen's Imperial (this latter being a seedling of a very white strawberry, the white Carolina), is remarkable from "its peculiar dark and polished surface, and from presenting an appearance entirely unlike that of any other kind."³⁹⁸ Although the fruit in the different varieties differs so greatly in form, size, colour, and quality, the so-called seed (which corresponds with the whole fruit in the plum), with the exception of being more or less deeply embedded in the pulp, is, according to De Jonghe,³⁹⁹ absolutely the same in all; and this no doubt may be accounted for by the seed being of no value, and consequently not having been subjected to selection. The strawberry is properly three-leaved, but in 1761 Duchesne raised a single-leaved variety of the European wood-

³⁹⁴ 'Transact. Hort. Soc.,' vol. v., 1824, p. 294.

³⁹⁵ 'Journal of Horticulture,' Dec. 30th, 1862, p. 779. See also Mr. Prince to the same effect, *idem*, 1863, p. 418.

³⁹⁶ For additional evidence see 'Journal of Horticulture,' Dec. 9th,

1862, p. 721.

³⁹⁷ 'Le Fraiser,' par le Comte L. de Lambertys, pp. 221, 230.

³⁹⁸ 'Transact. Hort. Soc.,' vol. vi. p. 200.

³⁹⁹ 'Gardener's Chron.,' 1858, p. 173.

strawberry, which Linnæus doubtfully raised to the rank of a species. Seedlings of this variety, like those of most varieties not fixed by long-continued selection, often revert to the ordinary form, or present intermediate states.¹¹⁰ A variety raised by Mr. Myatt,¹¹¹ apparently belonging to one of the American forms, presents a variation of an opposite nature, for it has five leaves; Godron and Lambertye also mention a five-leaved variety of *F. collina*.

The Red Bush Alpine strawberry (one of the *F. vesca* section) does not produce stolons or runners, and this remarkable deviation of structure is reproduced truly by seed. Another sub-variety, the White Bush Alpine, is similarly characterised, but when propagated by seed it often degenerates and produces plants with runners.¹¹² A strawberry of the American Pine section is also said to make but few runners.¹¹³

Much has been written on the sexes of strawberries; the true Hautbois properly bears the male and female organs on separate plants,¹¹⁴ and was consequently named by Duchesne *diœica*; but it frequently produces hermaphrodites; and Lindley,¹¹⁵ by propagating such plants by runners, at the same time destroying the males, soon raised a self-prolific stock. The other species often show a tendency towards an imperfect separation of the sexes, as I have noticed with plants forced in a hot-house. Several English varieties, which in this country are free from any such tendency, when cultivated in rich soils under the climate of North America¹¹⁶ commonly produce plants with separate sexes. Thus a whole acre of Keen's Seedlings in the United States has been observed to be almost sterile from the absence of male flowers; but the more general rule is, that the male plants overrun the females. Some members of the Cincinnati Horticultural Society, especially appointed to investigate this subject, report that "few varieties have the flowers perfect in both sexual organs," &c. The most successful cultivators in Ohio, plant for every seven rows of "pistillata," or female plants, one row of hermaphrodites, which afford pollen for both kinds; but the hermaphrodites, owing to their expenditure in the production of pollen, bear less fruit than the female plants.

The varieties differ in constitution. Some of our best English kinds, such as Keen's Seedlings, are too tender for certain parts of North America, where other English and many American varieties succeed perfectly. That splendid fruit, the British Queen, can be cultivated but in few places either in England or France; but this apparently depends more on the nature of the soil than on the climate: a famous gardener says that "no mortal could grow the British Queen at Shrubland Park unless the whole nature of the soil was altered."¹¹⁷ La Constantina is one of the

¹¹⁰ Godron 'De l'Espèce,' tom. I. p. 161.

¹¹¹ 'Gardener's Chron.,' 1851, p. 440.

¹¹² F. Gloede, in 'Gardener's Chron.,' 1862, p. 1053.

¹¹³ Downing's 'Fruits,' p. 532.

¹¹⁴ Bernet, in 'Hort. Transact.,' vol. vi. p. 210.

¹¹⁵ 'Gardener's Chron.,' 1847, p. 539.

¹¹⁶ For the several statements with

respect to the American strawberries, see Downing, 'Fruits,' p. 524; 'Gardener's Chronicle,' 1843, p. 188; 1847, p. 539; 1861, p. 717.

¹¹⁷ Mr. D. Beaton, in 'Cottage Gardener,' 1860, p. 86. See also 'Cottage Gardener,' 1855, p. 88, and many other authorities. For the Continent, see F. Gloede, in 'Gardener's Chronicle,' 1862, p. 1053.

hadiest kinds, and can withstand Russian winters, but is easily burnt by the sun, so that it will not succeed in certain soils either in England or the United States.¹¹⁸ The Filbert Pine Strawberry "requires more water than any other variety; and if the plants once suffer from drought, they will do little or no good afterwards."¹¹⁹ Cuthill's Black Prince Strawberry evinces a singular tendency to mildew: no less than six cases have been recorded of this variety suffering severely, whilst other varieties growing close by, and treated in exactly the same manner, were not at all infested by this fungus.¹²⁰ The time of maturity differs much in the different varieties; some belonging to the wood or alpine section produce a succession of crops throughout the summer.

Gooseberry (Ribes grossularia).—No one, I believe, has hitherto doubted that all the cultivated kinds are sprung from the wild plant bearing this name, which is common in Central and Northern Europe; therefore it will be desirable briefly to specify all the points, though not very important, which have varied. If it be admitted that these differences are due to culture, authors perhaps will not be so ready to assume the existence of a large number of unknown wild parent-stocks for our other cultivated plants. The gooseberry is not alluded to by writers of the classical period. Turner mentions it in 1573, and Parkinson, in 1629, specifies eight varieties; the Catalogue of the Horticultural Society for 1842 gives 149 varieties, and the lists of the Lancashire nurserymen are said to include above 300 names.¹²¹ In the 'Gooseberry Grower's Register for 1862' I find that 243 distinct varieties have at various periods won prizes; so that a vast number must have been exhibited. No doubt the difference between many of the varieties is very small; but Mr. Thompson in classifying the fruit for the Horticultural Society found less confusion in the nomenclature of the gooseberry than of any other fruit, and he attributes this "to the great interest which the prize-growers have taken in detecting sorts with wrong names," and this shows that all the kinds, numerous as they are, can be recognised with certainty.

The bushes differ in their manner of growth, being erect, or spreading, or pendulous. The periods of leafing and flowering differ both absolutely and relatively to each other; thus the Whitesmith produces early flowers, which from not being protected by the foliage, as it is believed, continually fail to produce fruit.¹²² The leaves vary in size, tint, and in depth of lobes; they are smooth, downy, or hairy on the upper surface. The branches are more or less downy or spinose; "the Hedgehog has probably derived its name from the singular bristly condition of its shoots and fruit." The branches of the wild gooseberry, I may remark, are smooth, with the exception of thorns at the bases of the buds. The thorns themselves are either very small, few and single, or very large and triple; they are

¹¹⁸ Rev. W. F. Radclyffe, in 'Journal of Hort.' March 14, 1865, p. 207.

¹¹⁹ Mr. H. Doubleday in 'Gardener's Chron.' 1862, p. 1101.

¹²⁰ 'Gardener's Chronicle,' 1854, p. 254.

¹²¹ Loudon's 'Encyclop. of Gardening,' p. 930; and Alph. De Candolle, 'Géograph. Bot.' p. 910.

¹²² Loudon's 'Gardener's Magazine,' vol. iv. 1828, p. 112.

sometimes reflexed and much dilated at their bases. In the different varieties the fruit varies in abundance, in the period of maturity, in hanging until shrivelled, and greatly in size, "some sorts having their fruit large during a very early period of growth, whilst others are small until nearly ripe." The fruit varies also much in colour, being red, yellow, green, and white—the pulp of one dark-red gooseberry being tinged with yellow; in flavour; in being smooth or downy,—few, however, of the Red gooseberries, whilst many of the so-called Whites, are downy; or in being so spinose that one kind is called Henderson's Porcupine. Two kinds acquire when mature a powdery bloom on their fruit. The fruit varies in the thickness and veining of the skin, and, lastly, in shape, being spherical, oblong, oval, or obovate.¹²³

I cultivated fifty-four varieties, and, considering how greatly the fruit differs, it was curious how closely similar the flowers were in all these kinds. In only a few I detected a trace of difference in the size or colour of the corolla. The calyx differed in a rather greater degree, for in some kinds it was much redder than in others; and in one smooth white gooseberry it was unusually red. The calyx also differed in the basal part being smooth or woolly, or covered with glandular hairs. It deserves notice, as being contrary to what might have been expected from the law of correlation, that a smooth red gooseberry had a remarkably hairy calyx. The flowers of the Sportsman are furnished with very large coloured bractæ; and this is the most singular deviation of structure which I have observed. These same flowers also varied much in the number of the petals, and occasionally in the number of the stamens and pistils; so that they were semi-monstrous in structure, yet they produced plenty of fruit. Mr. Thompson remarks that in the Pastime gooseberry "extra bracts are often attached to the sides of the fruit."¹²⁴

The most interesting point in the history of the gooseberry is the steady increase in the size of the fruit. Manchester is the metropolis of the fanciers, and prizes from five shillings to five or ten pounds are yearly given for the heaviest fruit. The 'Gooseberry Grower's Register' is published annually; the earliest known copy is dated 1786, but it is certain that meetings for the adjudication of prizes were held some years previously.¹²⁵ The 'Register' for 1845 gives an account of 171 Gooseberry Shows, held in different places during that year; and this fact shows on how large a scale the culture has been carried on. The fruit of the wild gooseberry is said¹²⁶ to weigh about a quarter of an ounce or 5 dwts., that is, 120 grains; about the year 1786 gooseberries were exhibited weighing 10 dwts., so that the weight was then doubled; in 1817 26 dwts. 17 grs. was attained; there was no advance till 1825, when 31 dwts. 16 grs. was reached; in

¹²³ The fullest account of the gooseberry is given by Mr. Thompson in 'Transact. Hort. Soc.,' vol. i., 2nd series, 1835, p. 218, from which most of the foregoing facts are given.

¹²⁴ 'Catalogue of Fruits of Hort. Soc. Garden,' 3rd edit. 1842.

¹²⁵ Mr. Clarkson, of Manchester, on the Culture of the Gooseberry, in London's 'Gardener's Magazine,' vol. iv. 1828, p. 482.

¹²⁶ Downing's 'Fruits of America,' p. 213.

1830 "Teazer" weighed 32 dwts. 13 grs.; in 1841 "Wonderful" weighed 32 dwts. 16 grs.; in 1844 "London" weighed 35 dwts. 12 grs., and in the following year 36 dwts. 16 grs.; and in 1852 in Staffordshire the fruit of this same variety reached the astonishing weight of 37 dwts. 7 grs.,¹²⁷ or 895 grs.; that is, between seven and eight times the weight of the wild fruit. I find that a small apple, 6½ inches in circumference, has exactly this same weight. The "London" gooseberry (which in 1862 had altogether gained 343 prizes) has, up to the present year of 1864, never reached a greater weight than that attained in 1852. Perhaps the fruit of the gooseberry has now reached the greatest possible weight, unless in the course of time some quite new and distinct variety shall arise.

This gradual, and on the whole steady increase of weight from the latter part of the last century to the year 1852, is probably in large part due to improved methods of cultivation, for extreme care is now taken; the branches and roots are trained, composts are made, the soil is mulched, and only a few berries are left on each bush;¹²⁸ but the increase no doubt is in main part due to the continued selection of seedlings which have been found to be more and more capable of yielding such extraordinary fruit. Assuredly the "Highwayman" in 1817 could not have produced fruit like that of the "Roaring Lion" in 1825; nor could the "Roaring Lion," though it was grown by many persons in many places, gain the supreme triumph achieved in 1852 by the "London" Gooseberry.

Walnut (Juglans regia).—This tree and the common nut belong to a widely different order from the foregoing fruits, and are therefore here noticed. The walnut grows wild in the Caucasus and Himalaya, where Dr. Hooker¹²⁹ found the fruit of full size, but "as hard as a hickory-nut." In England the walnut presents considerable differences, in the shape and size of the fruit, in the thickness of the husk, and in the thinness of the shell; this latter quality has given rise to a variety called the thin-shelled, which is valuable, but suffers from the attacks of tom-tits.¹³⁰ The degree to which the kernel fills the shell varies much. In France there is a variety called the Grape or cluster-walnut, in which the nuts grow in "bunches of ten, fifteen, or even twenty together." There is another variety which bears on the same tree differently shaped leaves, like the heterophyllous hornbeam; this tree is also remarkable from having pendulous branches, and bearing elongated, large, thin-shelled nuts.¹³¹ M. Cardan has minutely described¹³² some singular physiological peculiarities in the June-leaving variety, which produces its leaves and flowers four or five weeks later, and retains its leaves and fruit in the autumn much longer, than the common varieties;

¹²⁷ 'Gardener's Chronicle,' 1844, p. 811, where a table is given; and 1845, p. 819. For the extreme weights gained, see 'Journal of Horticulture,' July 26, 1864, p. 61.

¹²⁸ Mr. Soul, of Lancaster, in London's 'Gardener's Mag.,' vol. iii. 1828, p. 421; and vol. x. 1834, p. 42.

¹²⁹ 'Himalayan Journals,' 1854, vol.

ii. p. 334. Moorcroft ('Travels,' vol. ii. p. 146) describes four varieties cultivated in Kashmir.

¹³⁰ 'Gardener's Chronicle,' 1850, p. 723.

¹³¹ Paper translated in London's 'Gardener's Mag.,' 1829, vol. v. p. 292.

¹³² Quoted in 'Gardener's Chronicle,' 1849, p. 101.

but in August is in exactly the same state with them. These constitutional peculiarities are strictly inherited. Lastly, walnut-trees, which are properly monoicous, sometimes entirely fail to produce male flowers.¹³³

Nuts (Corylus avellana).—Most botanists rank all the varieties under the same species, the common wild nut.¹³⁴ The husk, or involucre, differs greatly, being extremely short in Barr's Spanish, and extremely long in filberts, in which it is contracted so as to prevent the nut falling out. This kind of husk also protects the nut from birds, for titmice (*Parus*) have been observed¹³⁵ to pass over filberts, and attack cobs and common nuts growing in the same orchard. In the purple-filbert the husk is purple, and in the frizzled-filbert it is curiously lacinated; in the red-filbert the pellicle of the kernel is red. The shell is thick in some varieties, but is thin in Cosford's-nut, and in one variety is of a bluish colour. The nut itself differs much in size and shape, being ovate and compressed in filberts, nearly round and of great size in cobs and Spanish nuts, oblong and longitudinally striated in Cosford's, and obtusely four-sided in the Downton Square nut.

Cucurbitaceous plants.—These plants have been for a long period the opprobrium of botanists; numerous varieties have been ranked as species, and, what happens more rarely, forms which now must be considered as species have been classed as varieties. Owing to the admirable experimental researches of a distinguished botanist, M. Naudin,¹³⁶ a flood of light has recently been thrown on this group of plants. M. Naudin, during many years, observed and experimented on above 1200 living specimens, collected from all quarters of the world. Six species are now recognised in the genus *Cucurbita*; but three alone have been cultivated and concern us, namely, *C. maxima* and *pepo*, which include all pumpkins, gourds, squashes, and vegetable marrow, and *C. moschata*, the water-melon. These three species are not known in a wild state; but Asa Gray¹³⁷ gives good reason for believing that some pumpkins are natives of N. America.

These three species are closely allied, and have the same general habit, but their innumerable varieties can always be distinguished, according to Naudin, by certain almost fixed characters; and what is still more important, when crossed they yield no seed, or only sterile seed; whilst the varieties spontaneously intercross with the utmost freedom. Naudin insists strongly (p. 15), that, though these three species have varied greatly in many characters, yet it has been in so closely an analogous manner that the varieties can be arranged in almost parallel series, as we have seen with the forms of wheat, with the two main races of the peach, and in other cases. Though some of the varieties are inconstant in character, yet others, when grown separately under uniform conditions of life, are, as Naudin repeatedly (pp. 6, 16, 35) urges, "douées d'une stabilité

¹³³ 'Gardener's Chronicle,' 1847, pp. 541 and 558.

¹³⁴ The following details are taken from the Catalogue of Fruits, 1842, in Garden of Hort. Soc., p. 103; and from London's 'Encyclop. of Gardening,'

p. 943.

¹³⁵ 'Gardener's Chron.,' 1860, p. 956.

¹³⁶ 'Annales des Sc. Nat. Bot.,' 4th series, vol. vi. 1856, p. 5.

¹³⁷ 'American Journ. of Science,' 2nd ser. vol. xxiv. 1857, p. 442.

presque comparable à celle des espèces les mieux caractérisées." One variety, l'Orangin (pp. 43, 63), has such prepotency in transmitting its character that when crossed with other varieties a vast majority of the seedlings come true. Naudin, referring (p. 47) to *C. pepo*, says that its races "ne diffèrent des espèces véritables qu'en ce qu'elles peuvent s'allier les unes aux autres par voie d'hybridité, sans que leur descendance perde la faculté de se perpétuer." If we were to trust to external differences alone, and give up the test of sterility, a multitude of species would have to be formed out of the varieties of these three species of Cucurbita. Many naturalists at the present day lay far too little stress, in my opinion, on the test of sterility; yet it is not improbable that distinct species of plants after a long course of cultivation and variation may have their mutual sterility eliminated, as we have every reason to believe has occurred with domesticated animals. Nor, in the case of plants under cultivation, should we be justified in assuming that varieties never acquire a slight degree of mutual sterility, as we shall more fully see in a future chapter when certain facts are given on the high authority of Gärtner and Kölreuter.¹²⁸

The forms of *C. pepo* are classed by Naudin under seven sections, each including subordinate varieties. He considers this plant as probably the most variable in the world. The fruit of one variety (pp. 33, 46) exceeds in volume that of another by more than two thousand fold! When the fruit is of very large size, the number produced is few (p. 45); when of small size, many are produced. No less astonishing (p. 33) is the variation in the shape of the fruit; the typical form apparently is egg-like, but this becomes either drawn out into a cylinder, or shortened into a flat disc. We have also an almost infinite diversity in the colour and state of surface of the fruit, in the hardness both of the shell and of the flesh, and in the taste of the flesh, which is either extremely sweet, farinaceous, or slightly bitter. The seeds also differ in a slight degree in shape, and wonderfully in size (p. 34), namely, from six or seven to more than twenty-five millimètres in length.

In the varieties which grow upright or do not run and climb, the tendrils, though useless (p. 31), are either present or are represented by various semi-monstrous organs, or are quite absent. The tendrils are even absent in some running varieties in which the stems are much elongated. It is a singular fact that (p. 31), in all the varieties with dwarfed stems, the leaves closely resemble each other in shape.

Those naturalists who believe in the immutability of species often maintain that, even in the most variable forms, the characters which they consider of specific value are unchangeable. To give an example from a conscientious writer,¹²⁹ who, relying on the labours of M. Naudin and

¹²⁸ Gärtner, 'Bastardzeugung,' 1849, s. 87, and s. 169 with respect to Maize; on *Verbascum*, idem, ss. 92 and 181; also his 'Kenntnis der Befruchtung,' s. 137. With respect to

Nicotiana, see Kölreuter, 'Zweite Forts.,' 1764, s. 53; though this is a somewhat different case.

¹²⁹ 'De l'Espèce,' par M. Godron, tom. ii. p. 64.

referring to the species of *Cucurbita*, says, "au milieu de toutes les variations du fruit, les tiges, les feuilles, les calices, les corolles, les étamines restent invariables dans chacune d'elles." Yet M. Naudin in describing *Cucurbita pepo* (p. 30) says, "Ici, d'ailleurs, ce ne sont pas seulement les fruits qui varient, c'est aussi le feuillage et tout le port de la plante. Néanmoins, je crois qu'on la distinguera toujours facilement des deux autres espèces, si l'on veut ne pas perdre de vue les caractères différentiels que je m'efforce de faire ressortir. Ces caractères sont quelquefois peu marqués: il arrive même que plusieurs d'entre eux s'effacent presque entièrement, mais il en reste toujours quelques-uns qui remettent l'observateur sur la voie." Now let it be noted what a difference, with regard to the immutability of the so-called specific characters, this paragraph produces on the mind, from that above quoted from M. Godron.

I will add another remark: naturalists continually assert that no important organ varies; but in saying this they unconsciously argue in a vicious circle; for if an organ, let it be what it may, is highly variable, it is regarded as unimportant, and under a systematic point of view this is quite correct. But as long as constancy is thus taken as the criterion of importance, it will indeed be long before an important organ can be shown to be inconstant. The enlarged form of the stigmas, and their sessile position on the summit of the ovary, must be considered as important characters, and were used by Gasparini to separate certain pumpkins as a *distinct genus*; but Naudin says (p. 20) these parts have no constancy, and in the flowers of the Turban varieties of *C. maxima* they sometimes resume their ordinary structure. Again, in *C. maxima*, the carpels (p. 19) which form the Turban project even as much as two-thirds of their length out of the receptacle, and this latter part is thus reduced to a sort of platform; but this remarkable structure occurs only in certain varieties, and graduates into the common form in which the carpels are almost entirely enveloped within the receptacle. In *C. moschata* the ovarium (p. 50) varies greatly in shape, being oval, nearly spherical, or cylindrical, more or less swollen in the upper part, or constricted round the middle, and either straight or curved. When the ovarium is short and oval the interior structure does not differ from that of *C. maxima* and *pepo*, but when it is elongated the carpels occupy only the terminal and swollen portion. I may add that in one variety of the cucumber (*Cucumis sativus*) the fruit regularly contains five carpels instead of three.¹⁴⁰ I presume that it will not be disputed that we here have instances of great variability in organs of the highest physiological importance, and with most plants of the highest classificatory importance.

Sageret¹⁴¹ and Naudin found that the cucumber (*C. sativus*) could not be crossed with any other species of the genus; therefore no doubt it is specifically distinct from the melon. This will appear to most persons a superfluous statement; yet we hear from Naudin¹⁴² that there is a race

¹⁴⁰ Naudin, in 'Annal. des Sci. Nat.,' 4th ser. Bot. tom. xi. 1859, p. 28.

¹⁴¹ 'Mémoire, sur les Cucurbitacées,' 1826, pp. 6, 24.

¹⁴² 'Flore des Serres,' Oct. 1861, quoted in 'Gardener's Chronicle,' 1861, p. 1135. I have also consulted and taken some facts from M. Naudin's

of melons, in which the fruit is so like that of the cucumber, "both externally and internally, that it is hardly possible to distinguish the one from the other except by the leaves." The varieties of the melon seem to be endless, for Naudin after six years' study has not come to the end of them: he divides them into ten sections, including numerous sub-varieties which all intercross with perfect ease.¹⁴³ Of the forms considered by Naudin to be varieties, botanists have made thirty distinct species! "and they had not the slightest acquaintance with the multitude of new forms which have appeared since their time." Nor is the creation of so many species at all surprising when we consider how strictly their characters are transmitted by seed, and how wonderfully they differ in appearance: "Mira est quidem foliorum et habitus diversitas, sed multo magis fructuum," says Naudin. The fruit is the valuable part, and this, in accordance with the common rule, is the most modified part. Some melons are only as large as small plums, others weigh as much as sixty-six pounds. One variety has a scarlet fruit! Another is not more than an inch in diameter, but sometimes more than a yard in length, "twisting about in all directions like a serpent." It is a singular fact that in this latter variety many parts of the plant, namely, the stems, the footstalks of the female flowers, the middle lobe of the leaves, and especially the ovarium, as well as the mature fruit, all show a strong tendency to become elongated. Several varieties of the melon are interesting from assuming the characteristic features of distinct species and even of distinct though allied genera: thus the serpent-melon has some resemblance to the fruit of *Trichosanthes anguina*; we have seen that other varieties closely resemble cucumbers; some Egyptian varieties have their seeds attached to a portion of the pulp, and this is characteristic of certain wild forms. Lastly, a variety of melon from Algiers is remarkable from announcing its maturity by "a spontaneous and almost sudden dislocation," when deep cracks suddenly appear, and the fruit falls to pieces; and this occurs with the wild *C. uonortica*. Finally, M. Naudin well remarks that this "extraordinary production of races and varieties by a single species, and their permanence when not interfered with by crossing, are phenomena well calculated to cause reflection."

USEFUL AND ORNAMENTAL TREES.

TREES deserve a passing notice on account of the numerous varieties which they present, differing in their precocity, in their manner of growth, foliage, and bark. Thus of the common ash (*Fraxinus excelsior*) the catalogue of Messrs. Lawson of Edinburgh includes twenty-one varieties, some of which differ much in their bark; there is a yellow, a streaked reddish-white, a purple, a wart-barked and a fungous-barked variety.¹⁴⁴ Of hollies no less than eighty-four varieties are grown alongside each other in Mr.

Memoir on Cucumis in 'Annal. des Sc. Nat.,' 4th series, Bot. tom. xi. 1859, p. 5.

¹⁴³ See also Sagerot's 'Mémoire,'

p. 7.

¹⁴⁴ Loudon's 'Arboretum et Fruticetum,' vol. ii. p. 1217.

Paul's nursery.¹⁴⁵ In the case of trees, all the recorded varieties, as far as I can find out, have been suddenly produced by one single act of variation. The length of time required to raise many generations, and the little value set on the fanciful varieties, explains how it is that successive modifications have not been accumulated by selection; hence, also it follows that we do not here meet with sub-varieties subordinate to varieties, and these again subordinate to higher groups. On the Continent, however, where the forests are more carefully attended to than in England, Alph. De Candolle¹⁴⁶ says that there is not a forester who does not search for seeds from that variety which he esteems the most valuable.

Our useful trees have seldom been exposed to any great change of conditions; they have not been richly manured, and the English kinds grow under their proper climate. Yet in examining extensive beds of seedlings in nursery-gardens considerable differences may be generally observed in them; and whilst touring in England I have been surprised at the amount of difference in the appearance of the same species in our hedgerows and woods. But as plants vary so much in a truly wild state, it would be difficult for even a skilful botanist to pronounce whether, as I believe to be the case, hedgerow trees vary more than those growing in a primeval forest. Trees when planted by man in woods or hedges do not grow where they would naturally be able to hold their place against a host of competitors, and are therefore exposed to conditions not strictly natural: even this slight change would probably suffice to cause seedlings raised from such trees to be variable. Whether or not our half-wild English trees, as a general rule, are more variable than trees growing in their native forests, there can hardly be a doubt that they have yielded a greater number of strongly-marked and singular variations of structure.

In manner of growth, we have weeping or pendulous varieties of the willow, ash, elm, oak, and yew, and other trees; and this weeping habit is sometimes inherited, though in a singularly capricious manner. In the Lombardy poplar, and in certain fastigate or pyramidal varieties of thorns, junipers, oaks, &c., we have an opposite kind of growth. The Hessian oak,¹⁴⁷ which is famous from its fastigate habit and size, bears hardly any resemblance in general appearance to a common oak; "its acorns are not sure to produce plants of the same habit; some, however, turn out the same as the parent-tree." Another fastigate oak is said to have been found wild in the Pyrenees, and this is a surprising circumstance; it generally comes so true by seed, that De Candolle considered it as specifically distinct.¹⁴⁸ The fastigate Juniper (*J. suecica*) likewise transmits its character by seed.¹⁴⁹ Dr. Falconer informs me that in the Botanic Gardens at Calcutta the great heat causes apple-trees to become fastigate; and we

¹⁴⁵ 'Gardener's Chronicle,' 1866, p. 1096.

¹⁴⁶ 'Géograph. Bot.,' p. 1096.

¹⁴⁷ 'Gardener's Chron.,' 1842, p. 36.

¹⁴⁸ Loudon's 'Arboretum et Fruticetum,' vol. iii. p. 1731.

¹⁴⁹ *Ibid.*, vol. iv. p. 2489.

thus see the same result following from the effects of climate and from an innate spontaneous tendency.¹³⁰

In foliage we have variegated leaves which are often inherited; dark purple or red leaves, as in the hazel, barberry, and beech, the colour in these two latter trees being sometimes strongly and sometimes weakly inherited;¹³¹ deeply-cut leaves; and leaves covered with prickles, as in the variety of the holly well called *ferox*, which is said to reproduce itself by seed.¹³² In fact, nearly all the peculiar varieties evince a tendency, more or less strongly marked, to reproduce themselves by seed.¹³³ This is to a certain extent the case, according to Bosc,¹³⁴ with three varieties of the elm, namely, the broad-leaved, lime-leaved, and twisted elm, in which latter the fibres of the wood are twisted. Even with the heterophyllous hornbeam (*Carpinus betulus*), which bears on each twig leaves of two shapes, "several plants raised from seed all retained the same peculiarity."¹³⁵ I will add only one other remarkable case of variation in foliage, namely, the occurrence of two sub-varieties of the ash with simple instead of pinnated leaves, and which generally transmit their character by seed.¹³⁶ The occurrence, in trees belonging to widely different orders, of weeping and fastigate varieties, and of trees bearing deeply cut, variegated, and purple leaves, shows that these deviations of structure must result from some very general physiological laws.

Differences in general appearance and foliage, not more strongly marked than those above indicated, have led good observers to rank as distinct species certain forms which are now known to be mere varieties. Thus a plane-tree long cultivated in England was considered by almost every one as a North American species; but is now ascertained by old records, as I am informed by Dr. Hooker, to be a variety. So again the *Thuja pendula* or *filiformis* was ranked by such good observers as Lambert, Wallich, and others as a true species; but it is now known that the original plants, five in number, suddenly appeared in a bed of seedlings, raised at Mr. Loddige's nursery, from *T. orientalis*; and Dr. Hooker has adduced excellent evidence that at Turin seeds of *T. pendula* have reproduced the parent-form, *T. orientalis*.¹³⁷

Every one must have noticed how certain individual trees regularly put forth and shed their leaves earlier or later than others of the same species. There is a famous horse-chestnut in the Tuileries which is named from

¹³⁰ Godron ('De l'Espèce,' tom. ii. p. 91) describes four varieties of *Robinia* remarkable from their manner of growth.

¹³¹ 'Journal of a Horticultural Tour, by Caledonian Hort. Soc.,' 1823, p. 107. Alph. De Candolle, 'Géograph. Bot.,' p. 1083. Verlot, 'Sur la Production des Variétés,' 1865, p. 55, for the Barberry.

¹³² Loudon's 'Arboretum et Fruticetum,' vol. ii. p. 598.

¹³³ Verlot, 'Des Variétés,' 1865, p. 92.

¹³⁴ Loudon's 'Arboretum et Fruticetum,' vol. iii. p. 1376.

¹³⁵ 'Gardener's Chronicle,' 1841, p. 687.

¹³⁶ Godron, 'De l'Espèce,' tom. ii. p. 89. In Loudon's 'Gardener's Mag.,' vol. xii. 1836, p. 371, a variegated bushy ash is described and figured, as having simple leaves; it originated in Ireland.

¹³⁷ 'Gardener's Chron.,' 1861, p. 575.

leafing so much earlier than the others. There is also an oak near Edinburgh which retains its leaves to a very late period. These differences have been attributed by some authors to the nature of the soil in which the trees grow; but Archbishop Whately grafted an early thorn on a late one, and *vice versa*, and both grafts kept to their proper periods, which differed by about a fortnight, as if they still grew on their own stocks.¹⁵⁸ There is a Cornish variety of the elm which is almost an evergreen, and is so tender that the shoots are often killed by the frost; and the varieties of the Turkish oak (*Q. cerris*) may be arranged as deciduous, sub-evergreen, and evergreen.¹⁵⁹

Scotch Fir (Pinus sylvestris).—I allude to this tree as it bears on the question of the greater variability of our hedgerow trees compared with those under strictly natural conditions. A well-informed writer¹⁶⁰ states that the Scotch fir presents few varieties in its native Scotch forests; but that it “varies much in figure and foliage, and in the size, shape, and colour of its cones, when several generations have been produced away from its native locality.” There is little doubt that the highland and lowland varieties differ in the value of their timber, and that they can be propagated truly by seed; thus justifying Loudon’s remark, that “a variety is often of as much importance as a species, and sometimes far more so.”¹⁶¹ I may mention one rather important point in which this tree occasionally varies; in the classification of the Conifere, sections are founded on whether two, three, or five leaves are included in the same sheath; the Scotch fir has properly only two leaves thus enclosed, but specimens have been observed with groups of three leaves in a sheath.¹⁶² Besides these differences in the semi-cultivated Scotch fir, there are in several parts of Europe natural or geographical races, which have been ranked by some authors as distinct species.¹⁶³ Loudon¹⁶⁴ considers *P. pumilio*, with its several sub-varieties, as *Mughus, nana*, &c., which differ much when planted in different soils and only come “tolerably true from seed,” as alpine varieties of the Scotch fir; if this were proved to be the case, it would be an interesting fact as showing that dwarfing from long exposure to a severe climate is to a certain extent inherited.

The *Hawthorn (Crataegus oxyantha)* has varied much. Besides endless slighter variations in the form of the leaves, and in the size, hardness, fleshiness, and shape of the berries, Loudon¹⁶⁵ enumerates twenty-nine well-marked varieties. Besides those cultivated for their pretty flowers, there are others with golden-yellow, black, and whitish berries; others

¹⁵⁸ Quoted from Royal Irish Academy in ‘Gardener’s Chron.’ 1841, p. 767.

¹⁵⁹ Loudon’s ‘Arboretum et Fruticetum,’ for Elm, see vol. iii. p. 1376; for Oak, p. 1846.

¹⁶⁰ ‘Gardener’s Chronicle,’ 1849, p. 822.

¹⁶¹ ‘Arboretum et Fruticetum,’ vol. iv. p. 2150.

¹⁶² ‘Gardener’s Chron.’ 1852, p. 693.

¹⁶³ See ‘Beiträge zur Kenntniss Europäischer Pinus-arten von Dr. Christ: Flora, 1864.’ He shows that in the Ober-Engadin *P. sylvestris* and *montana* are connected by intermediate links.

¹⁶⁴ ‘Arboretum et Fruticetum,’ vol. iv. pp. 2159 and 2189.

¹⁶⁵ *Ibid.*, vol. ii. p. 830; Loudon’s ‘Gardener’s Magazine,’ vol. vi. 1830, p. 714.

with woolly berries, and others with recurved thorns. Loudon truly remarks that the chief reason why the hawthorn has yielded more varieties than most other trees, is that curious nurserymen select any remarkable variety out of the immense beds of seedlings which are annually raised for making hedges. The flowers of the hawthorn usually include from one to three pistils; but in two varieties, named *Monogyna* and *Sibirica*, there is only a single pistil; and d'Asso states that the common thorn in Spain is constantly in this state.¹⁶⁶ There is also a variety which is apetalous, or has its petals reduced to mere rudiments. The famous Glastonbury thorn flowers and leafs towards the end of December, at which time it bears berries produced from an earlier crop of flowers.¹⁶⁷ It is worth notice that several varieties of the hawthorn, as well as of the lime and juniper, are very distinct in their foliage and habit whilst young, but in the course of thirty or forty years become extremely like each other;¹⁶⁸ thus reminding us of the well-known fact that the deodar, the cedar of Lebanon, and that of the Atlas, are distinguished with the greatest ease whilst young, but with difficulty when old.

FLOWERS.

I SHALL NOT for several reasons treat the variability of plants which are cultivated for their flowers alone at any great length. Many of our favourite kinds in their present state are the descendants of two or more species crossed and commingled together, and this circumstance alone would render it difficult to detect the differences due to variation. For instance, our Roses, Petunias, Calceolarias, Fuchsias, Verbenas, Gladioli, Pelargoniums, &c., certainly have had a multiple origin. A botanist well acquainted with the parent-forms would probably detect some curious structural differences in their crossed and cultivated descendant; and he would certainly observe many new and remarkable constitutional peculiarities. I will give a few instances, all relating to the Pelargonium, and taken chiefly from Mr. Beck,¹⁶⁹ a famous cultivator of this plant: some varieties require more water than others; some are "very impatient of the knife if too greedily used in making cuttings;" some, when potted, scarcely "show a root at the outside of the ball of the earth;" one variety requires a certain amount of confinement in the pot to make it throw up a flower-stem; some varieties bloom well at the commencement of the season, others at the close; one variety is known,¹⁷⁰ which will stand "even pine-apple top and bottom heat, without looking any more drawn than if it had stood in a common greenhouse; and Blanche Fleur seems as if made on purpose for growing in winter, like many bulbs, and to rest all summer." These odd constitutional peculiarities would fit a plant when growing in a state of nature for widely different circumstances and climates.

¹⁶⁶ Loudon's 'Arboretum et Fruticetum,' vol. ii. p. 834.

¹⁶⁷ Loudon's 'Gardener's Mag.,' vol. ix. 1833, p. 123.

¹⁶⁸ *Ibid.*, vol. xi. 1835, p. 503.

¹⁶⁹ 'Gardener's Chron.,' 1845, p. 623.

¹⁷⁰ D. Beaton, in 'Cottage Gardener,' 1860, p. 377. See also Mr. Beck, on the habits of Queen Mab, in 'Gardener's Chronicle,' 1845, p. 226.

Flowers possess little interest under our present point of view, because they have been almost exclusively attended to and selected for their beautiful colours, size, perfect outline, and manner of growth. In these particulars hardly one long-cultivated flower can be named which has not varied greatly. What does a florist care for the shape and structure of the organs of fructification, unless, indeed, they add to the beauty of the flower? When this is the case, flowers become modified in important points; stamens and pistils may be converted into petals, and additional petals may be developed, as in all double flowers. The process of gradual selection by which flowers have been rendered more and more double, each step in the process of conversion being inherited, has been recorded in several instances. In the so-called double flowers of the Composite, the corollas of the central florets are greatly modified, and the modifications are likewise inherited. In the columbine (*Aquilegia vulgaris*) some of the stamens are converted into petals having the shape of nectaries, one neatly fitting into the other; but in one variety they are converted into simple petals.⁴⁷¹ In the hose and hose primulae, the calyx becomes brightly coloured and enlarged so as to resemble a corolla; and Mr. W. Wooler informs me that this peculiarity is transmitted; for he crossed a common polyanthus with one having a coloured calyx,⁴⁷² and some of the seedlings inherited the coloured calyx during at least six generations. In the "hen-and-chicken" daisy the main flower is surrounded by a brood of small flowers developed from buds in the axils of the scales of the involucre. A wonderful poppy has been described, in which the stamens are converted into pistils; and so strictly was this peculiarity inherited that, out of 154 seedlings, one alone reverted to the ordinary and common type.⁴⁷³ Of the cock's-comb (*Celosia cristata*), which is an annual, there are several races in which the flower-stem is wonderfully "fasciated" or compressed; and one has been exhibited⁴⁷⁴ actually eighteen inches in breadth. Peloric races of *Gloxinia speciosa* and *Antirrhinum majus* can be propagated by seed, and they differ in a wonderful manner from the typical form both in structure and appearance.

A much more remarkable modification has been recorded by Sir William and Dr. Hooker⁴⁷⁵ in *Begonia frigida*. This plant properly produces male and female flowers on the same fascicles; and in the female flowers the perianth is superior; but a plant at Kew produced, besides the ordinary flowers, others which graduated towards a perfect hermaphrodite structure; and in these flowers the perianth was inferior. To show the importance of this modification under a classificatory point of view, I may quote what Prof. Harvey says, namely, that had it "occurred in a state of nature, and had a botanist collected a plant with such flowers, he would not only have

⁴⁷¹ Moquin-Tandon, 'Eléments de Tératologie,' 1841, p. 213.

⁴⁷² See also 'Cottage Gardener,' 1860, p. 133.

⁴⁷³ Quoted by Alph. de Candolle, 'Bibl. Univ.,' November, 1862, p. 58.

⁴⁷⁴ Knight, 'Transact. Hort. Soc.,' vol.

iv. p. 322.

⁴⁷⁵ 'Botanical Magazine,' tab. 5160, fig. 4; Dr. Hooker, in 'Gardener's Chron.,' 1860, p. 130; Prof. Harvey, in 'Gardener's Chron.,' 1860, p. 145; Mr. Crocker, in 'Gardener's Chron.,' 1861, p. 1092.

placed it in a distinct genus from *Begonia*, but would probably have considered it as the type of a new natural order." This modification cannot in one sense be considered as a monstrosity, for analogous structures naturally occur in other orders, as with *Saxifragas* and *Aristolochiaceae*. The interest of the case is largely added to by Mr. C. W. Crocker's observation that seedlings from the *normal* flowers produced plants which bore, in about the same proportion as the parent-plant, hermaphrodite flowers having inferior perianths. The hermaphrodite flowers fertilised with their own pollen were sterile.

If florists had attended to, selected, and propagated by seed other modifications of structure besides those which are beautiful, a host of curious varieties would certainly have been raised; and they would probably have transmitted their characters so truly that the cultivator would have felt aggrieved, as in the case of culinary vegetables, if his whole bed had not presented a uniform appearance. Florists have attended in some instances to the leaves of their plant, and have thus produced the most elegant and symmetrical patterns of white, red, and green, which, as in the case of the pelargonium, are sometimes strictly inherited.¹⁷⁶ Any one who will habitually examine highly-cultivated flowers in gardens and greenhouses will observe numerous deviations in structure; but most of these must be ranked as mere monstrosities, and are only so far interesting as showing how plastic the organisation becomes under high cultivation. From this point of view such works as Professor Moquin-Tandon's 'Téatologie' are highly instructive.

Roses.—These flowers offer an instance of a number of forms generally ranked as species, namely, *R. centifolia*, *gallica*, *alba*, *damascena*, *spinosissima*, *bracteata*, *Indica*, *semperflorens*, *moenchata*, &c., which have largely varied and been intercrossed. The genus *Rosa* is a notoriously difficult one, and, though some of the above forms are admitted by all botanists to be distinct species, others are doubtful; thus, with respect to the British forms, Babington makes seventeen, and Bentham only five species. The hybrids from some of the most distinct forms—for instance, from *R. Indica*, fertilised by the pollen of *R. centifolia*—produce an abundance of seed; I state this on the authority of Mr. Rivers,¹⁷⁷ from whose work I have drawn most of the following statements. As almost all the aboriginal forms brought from different countries have been crossed and recrossed, it is no wonder that Targioni-Tozzetti, in speaking of the common roses of the Italian gardens, remarks that "the native country and precise form of the wild type of most of them are involved in much uncertainty."¹⁷⁸ Nevertheless Mr. Rivers in referring to *R. Indica* (p. 68) says that the descendants of each group may generally be recognised by a close observer. The same author often speaks of roses as having been a little hybridised; but

¹⁷⁶ Alph. de Candolle, 'Géograph. Bot.' p. 1083; 'Gard. Chronicle,' 1861, p. 433. The inheritance of the white and golden zones in *Pelargonium* largely depends on the nature of the soil. See D. Beaton, in 'Journal of Horticulture,'

1861, p. 64.

¹⁷⁷ 'Rose Amateur's Guide,' T. Rivers, 1837, p. 21.

¹⁷⁸ 'Journal Hort. Soc.,' vol. ix. 1835, p. 182.

it is evident that in very many cases the differences due to variation and to hybridisation can now only be conjecturally distinguished.

The species have varied both by seed and by buds; such modified buds being often called by gardeners sports. In the following chapter I shall fully discuss this latter subject, and shall show that bud-variations can be propagated not only by grafting and budding, but often even by seed. Whenever a new rose appears with any peculiar character, however produced, if it yields seed, Mr. Rivers (p. 4) fully expects it to become the parent-type of a new family. The tendency to vary is so strong in some kinds, as in the Village Maid (Rivers, p. 16), that when grown in different soils it varies so much in colour that it has been thought to form several distinct kinds. Altogether the number of kinds is very great: thus M. Desportes, in his Catalogue for 1829, enumerates 2562 as cultivated in France; but no doubt a large proportion of these are merely nominal.

It would be useless to specify the many points of difference between the various kinds, but some constitutional peculiarities may be mentioned. Several French roses (Rivers, p. 12) will not succeed in England; and an excellent horticulturist¹⁷⁹ remarks, that "Even in the same garden you will find that a rose that will do nothing under a south wall will do well under a north one. That is the case with Paul Joseph here. It grows strongly and blooms beautifully close to a north wall. For three years seven plants have done nothing under a south wall." Many roses can be forced, "many are totally unfit for forcing, among which is General Jacqueminot."¹⁸⁰ From the effects of crossing and variation Mr. Rivers enthusiastically anticipates (p. 87) that the day will come when all our roses, even moss-roses, will have evergreen foliage, brilliant and fragrant flowers, and the habit of blooming from June till November. "A distant view this seems, but perseverance in gardening will yet achieve wonders," as assuredly it has already achieved wonders.

It may be worth while briefly to give the well-known history of one class of roses. In 1793 some wild Scotch roses (*R. spinosissima*) were transplanted into a garden;¹⁸¹ and one of these bore flowers slightly tinged with red, from which a plant was raised with semi-monstrous flowers, also tinged with red; seedlings from this flower were semi-double, and by continued selection, in about nine or ten years, eight sub-varieties were raised. In the course of less than twenty years these double Scotch roses had so much increased in number and kind, that twenty-six well-marked varieties, classed in eight sections, were described by Mr. Sabine. In 1841¹⁸² it is said that three hundred varieties could be procured in the nursery-gardens near Glasgow; and these are described as blush, crimson, purple, red, marbled, two-coloured, white, and yellow, and as differing much in the size and shape of the flower.

¹⁷⁹ The Rev. W. F. Radclyffe, in 'Journal of Horticulture,' March 14, 1865, p. 207.

¹⁸⁰ 'Gardener's Chronicle,' 1861, p. 46.

¹⁸¹ Mr. Sabine, in 'Transact. Hort. Soc.,' vol. iv. p. 285.

¹⁸² 'An Encyclop. of Plants,' by J. C. Loudon, 1841, p. 443.

Pansy or Heartsease (Viola tricolor, &c.).—The history of this flower seems to be pretty well known; it was grown in Evelyn's garden in 1687; but the varieties were not attended to till 1810-1812, when Lady Monke, together with Mr. Lee the well-known nurseryman, energetically commenced their culture; and in the course of a few years twenty varieties could be purchased.¹⁸³ At about the same period, namely in 1813 or 1814, Lord Gambier collected some wild plants, and his gardener, Mr. Thomson, cultivated them together with some common garden varieties, and soon effected a great improvement. The first great change was the conversion of the dark lines in the centre of the flower into a dark eye or centre, which at that period had never been seen, but is now considered one of the chief requisites of a first-rate flower. In 1835 a book entirely devoted to this flower was published, and four hundred named varieties were on sale. From these circumstances this plant seemed to me worth studying, more especially from the great contrast between the small, dull, elongated, irregular flowers of the wild pansy, and the beautiful, flat, symmetrical, circular, velvet-like flowers, more than two inches in diameter, magnificently and variously coloured, which are exhibited at our shows. But when I came to inquire more closely, I found that, though the varieties were so modern, yet that much confusion and doubt prevailed about their parentage. Florists believe that the varieties¹⁸⁴ are descended from several wild stocks, namely, *V. tricolor*, *lutea*, *grandiflora*, *amæna*, and *Altaica*, more or less intercrossed. And when I looked to botanical works to ascertain whether these forms ought to be ranked as species, I found equal doubt and confusion. *Viola Altaica* seems to be a distinct form, but what part it has played in the origin of our varieties I know not; it is said to have been crossed with *V. lutea*. *Viola amæna*¹⁸⁵ is now looked at by all botanists as a natural variety of *V. grandiflora*; and this and *V. sulcatia* have been proved to be identical with *V. lutea*. The latter and *V. tricolor* (including its admitted variety *V. arvensis*) are ranked as distinct species by Babington; and likewise by M. Gay,¹⁸⁶ who has paid particular attention to the genus; but the specific distinction between *V. lutea* and *tricolor* is chiefly grounded on the one being strictly and the other not strictly perennial, as well as on some other slight and unimportant differences in the form of the stem and stipules. Bentham unites these two forms; and a high authority on such matters, Mr. H. C. Watson,¹⁸⁷ says that, "while *V. tricolor* passes into *V. arvensis* on the one side, it approximates so much towards *V. lutea* and *V. Curtisii* on the other side, that a distinction becomes scarcely more easy between them."

¹⁸³ London's 'Gardener's Magazine,' vol. xi. 1833, p. 427; also 'Journal of Horticulture,' April 14, 1863, p. 275.

¹⁸⁴ London's 'Gardener's Magazine,' vol. viii. p. 575; vol. ix. p. 689.

¹⁸⁵ Sir J. E. Smith, 'English Flora,' vol. i. p. 306. H. C. Watson, 'Cybele Britannica,' vol. i. 1847, p. 181.

¹⁸⁶ Quoted from 'Annales des Sciences,'

in the Companion to the 'Bot. Mag.,' vol. i. 1835, p. 159.

¹⁸⁷ 'Cybele Britannica,' vol. i. p. 173. See also Dr. Herbert on the changes of colour in transplanted specimens, and on the natural variations of *V. grandiflora*, in 'Transact. Hort. Soc.,' vol. iv. p. 19.

Hence, after having carefully compared numerous varieties, I gave up the attempt as too difficult for any one except a professed botanist. Most of the varieties present such inconstant characters, that when grown in poor soil; or when flowering out of their proper season, they produce differently coloured and much smaller flowers. Cultivators speak of this or that kind as being remarkably constant or true; but by this they do not mean, as in other cases, that the kind transmits its character by seed, but that the individual plant does not change much under culture. The principle of inheritance, however, does hold good to a certain extent even with the fleeting varieties of the Heartease, for to gain good sorts it is indispensable to sow the seed of good sorts. Nevertheless in every large seed-bed a few almost wild seedlings often reappear through reversion. On comparing the choicest varieties with the nearest allied wild forms, besides the difference in the size, outline, and colour of the flowers, the leaves are seen sometimes to differ in shape, as does the calyx occasionally in the length and breadth of the sepals. The differences in the form of the nectary more especially deserve notice; because characters derived from this organ have been much used in the discrimination of most of the species of *Viola*. In a large number of flowers compared in 1842 I found that in the greater number the nectary was straight; in others the extremity was a little turned upwards, or downwards, or inwards, so as to be completely hooked; in others, instead of being hooked, it was first turned rectangularly downwards, and then backwards and upwards; in others the extremity was considerably enlarged; and lastly, in some the basal part was depressed, becoming, as usual, laterally compressed towards the extremity. In a large number of flowers, on the other hand, examined by me in 1856 from a nursery-garden in a different part of England, the nectary hardly varied at all. Now M. Gay says that in certain districts, especially in Auvergne, the nectary of the wild *V. grandiflora* varies in the manner just described. Must we conclude from this that the cultivated varieties first mentioned were all descended from *V. grandiflora*, and that the second lot, though having the same general appearance, were descended from *V. tricolor*, of which the nectary, according to M. Gay, is subject to little variation? Or is it not more probable that both these wild forms would be found under other conditions to vary in the same manner and degree, thus showing that they ought not to be ranked as specifically distinct?

The *Dahlia* has been referred to by almost every author who has written on the variation of plants, because it is believed that all the varieties are descended from a single species, and because all have arisen since 1802 in France, and since 1804 in England.¹⁸⁹ Mr. Sabine remarks that "it seems as if some period of cultivation had been required before the fixed qualities of the native plant gave way and began to sport into those changes which now so delight us."¹⁹⁰ The flowers have been greatly modified in shape from a flat to a globular form. Anemone and ranun-

¹⁸⁹ Salisbury, in 'Transact. Hort. Soc.,' vol. i. 1812, pp. 84, 92. A semi-double variety was produced in Madrid in 1790.

¹⁹⁰ 'Transact. Hort. Soc.,' vol. iii, 1820, p. 225.

culus-like races,¹⁹⁰ which differ in the form and arrangement of the florets, have arisen; also dwarfed races, one of which is only eighteen inches in height. The seeds vary much in size. The petals are uniformly coloured or tipped or striped, and present an almost infinite diversity of tints. Seedlings of fourteen different colours¹⁹¹ have been raised from the same plant; yet, as Mr. Sabine has remarked, "many of the seedlings follow their parents in colour." The period of flowering has been considerably hastened, and this has probably been effected by continued selection. Salisbury, writing 1808, says that they then flowered from September to November; in 1828 some new dwarf varieties began flowering in June;¹⁹² and Mr. Grieve informs me that the dwarf purple Zelinda in his garden is in full bloom by the middle of June and sometimes even earlier. Slight constitutional differences have been observed between certain varieties: thus, some kinds succeed much better in one part of England than in another;¹⁹³ and it has been noticed that some varieties require much more moisture than others.¹⁹⁴

Such flowers as the carnation, common tulip, and hyacinth, which are believed to be descended, each from a single wild form, present innumerable varieties, differing almost exclusively in the size, form, and colour of the flowers. These and some other anciently cultivated plants which have been long propagated by offsets, pipings, bulbs, &c., become so excessively variable, that almost each new plant raised from seed forms a new variety, "all of which to describe particularly," as old Gerarde wrote in 1597, "were to roll Sisyphus's stone, or to number the sands."

Hyacinth (Hyacinthus orientalis).—It may, however, be worth while to give a short account of this plant, which was introduced into England in 1596 from the Levant.¹⁹⁵ The petals of the original flower, says Mr. Paul, were narrow, wrinkled, pointed, and of a flimsy texture; now they are broad, smooth, solid, and rounded. The erectness, breadth, and length of the whole spike, and the size of the flowers, have all increased. The colours have been intensified and diversified. Gerarde, in 1597, enumerates four, and Parkinson, in 1629, eight varieties. Now the varieties are very numerous, and they were still more numerous a century ago. Mr. Paul remarks that "it is interesting to compare the Hyacinths of 1629 "with those of 1864, and to mark the improvement. Two hundred and "thirty-five years have elapsed since then, and this simple flower serves well "to illustrate the great fact that the original forms of nature do not remain "fixed and stationary, at least when brought under cultivation. While "looking at the extremes, we must not however forget that there are inter-"mediate stages which are for the most part lost to us. Nature will some-

¹⁹⁰ London's 'Gardener's Mag.,' vol. vi. 1830, p. 77.

¹⁹¹ London's 'Encyclop., of Gardening,' p. 1035.

¹⁹² 'Transact. Hort. Soc.,' vol. i. p. 91; and London's 'Gardener's Mag.,' vol. iii. 1828, p. 179.

¹⁹³ Mr. Wildman, in 'Gardener's

Chron.,' 1843, p. 87.

¹⁹⁴ 'Cottage Gardener,' April 8, 1856, p. 33.

¹⁹⁵ The best and fullest account of this plant which I have met with is by a famous horticulturist, Mr. Paul of Waltham, in the 'Gardener's Chronicle,' 1864, p. 342.

"times indulge herself with a leap, but as a rule her march is slow and gradual." He adds that the cultivator should have "in his mind an ideal of beauty, for the realisation of which he works with head and hand." We thus see how clearly Mr. Paul, an eminently successful cultivator of this flower, appreciates the action of methodical selection.

In a curious and apparently trustworthy treatise, published at Amsterdam¹⁹⁵ in 1768, it is stated that nearly 2000 sorts were then known; but in 1864 Mr. Paul found only 700 in the largest garden at Haarlem. In this treatise it is said that not an instance is known of any one variety reproducing itself truly by seed: the white kinds, however, now¹⁹⁷ almost always yield white hyacinths, and the yellow kinds come nearly true. The hyacinth is remarkable from having given rise to varieties with bright blue, pink, and distinctly yellow flowers. These three primary colours do not occur in the varieties of any other species; nor do they often all occur even in the distinct species of the same genus. Although the several kinds of hyacinths differ but slightly from each other except in colour, yet each kind has its own individual character, which can be recognised by a highly educated eye; thus the writer of the Amsterdam treatise asserts (p. 43) that some experienced florists, such as the famous G. Voorholm, seldom failed in a collection of above twelve hundred sorts to recognise each variety by the bulb alone! This same writer mentions some few singular variations: for instance, the hyacinth commonly produces six leaves, but there is one kind (p. 35) which scarcely ever has more than three leaves; another never more than five; whilst others regularly produce either seven or eight leaves. A variety, called *la Coriphée*, invariably produces (p. 116) two flower-stems, united together and covered by one skin. The flower-stem in another kind (p. 128) comes out of the ground in a coloured sheath, before the appearance of the leaves, and is consequently liable to suffer from frost. Another variety always pushes a second flower-stem after the first has begun to develop itself. Lastly, white hyacinths with red, purple, or violet centres (p. 129) are the most liable to rot. Thus, the hyacinth, like so many previous plants, when long cultivated and closely watched, is found to offer many singular variations.

In the two last chapters I have given in some detail the range of variation, and the history, as far as known, of a considerable number of plants, which have been cultivated for various purposes. But some of the most variable plants, such as Kidney-beans, Capsicum, Millets, Sorghum, &c., have been passed over; for botanists are not agreed which kinds ought to rank as species and which as varieties; and the wild parent-species are unknown.¹⁹⁸ Many plants long cultivated in tropical

¹⁹⁵ 'Des Jacinthes, de leur Anatomie, Reproduction, et Culture,' Amsterdam, 1768.

Bot.,' p. 1082.

¹⁹⁶ Alph. de Candolle, 'Géograph. Bot.,' p. 983.

¹⁹⁷ Alph. de Candolle, 'Géograph.

countries, such as the Banana, have produced numerous varieties; but as these have never been described with even moderate care, they also are here passed over. Nevertheless a sufficient, and perhaps more than sufficient, number of cases have been given, so that the reader may be enabled to judge for himself on the nature and extent of the variation which cultivated plants have undergone.

CHAPTER XI.

ON BUD-VARIATION, AND ON CERTAIN ANOMALOUS MODES OF REPRODUCTION AND VARIATION.

BUD-VARIATIONS IN THE PEACH, PLUM, CHERRY, VINE, GOOSEBERRY, CURRANT, AND BANANA, AS SHOWN BY THE MODIFIED FRUIT — IN FLOWERS: CAMELLIAS, AZALEAS, CHRYSANTHEMUMS, ROSES, ETC. — ON THE RUNNING OF THE COLOUR IN CARNATIONS — BUD-VARIATIONS IN LEAVES — VARIATIONS BY SUCKERS, TUBERS, AND BULBS — ON THE BREAKING OF TULIPS — BUD-VARIATIONS GRADUATE INTO CHANGES CONSEQUENT ON CHANGED CONDITIONS OF LIFE — *CYTISUS ADAMI*, ITS ORIGIN AND TRANSFORMATION — ON THE UNION OF TWO DIFFERENT EMBRYOS IN ONE SEED — THE TRIFACIAL ORANGE — ON REVERSION BY BUDS IN HYBRIDS AND MONGRELS — ON THE PRODUCTION OF MODIFIED BUDS BY THE GRAFTING OF ONE VARIETY OR SPECIES ON ANOTHER — ON THE DIRECT OR IMMEDIATE ACTION OF FOREIGN POLLEN ON THE MOTHER-PLANT — ON THE EFFECTS IN FEMALE ANIMALS OF A FIRST IMPREGNATION ON THE SUBSEQUENT OFFSPRING — CONCLUSION AND SUMMARY.

THIS chapter will be chiefly devoted to a subject in many respects important, namely, bud-variation. By this term I include all those sudden changes in structure or appearance which occasionally occur in full-grown plants in their flower-buds or leaf-buds. Gardeners call such changes "Sports;" but this, as previously remarked, is an ill-defined expression, as it has often been applied to strongly marked variations in seedling plants. The difference between seminal and bud reproduction is not so great as it at first appears; for each bud is in one sense a new and distinct individual; but such individuals are produced through the formation of various kinds of buds without the aid of any special apparatus, whilst fertile seeds are produced by the concurrence of the two sexual elements. The modifications which arise through bud-variation can generally be propagated to any extent by grafting, budding, cuttings, bulbs, &c., and occasionally even by seed. Some few of our most beautiful and useful productions have arisen by bud-variation.

Bud-variations have as yet been observed only in the vegetable

kingdom ; but it is probable that if compound animals, such as corals, &c., had been subjected to a long course of domestication, they would have varied by buds ; for they resemble plants in many respects. Thus any new or peculiar character presented by a compound animal is propagated by budding, as occurs with differently coloured Hydras, and as Mr. Gosse has shown to be the case with a singular variety of a true coral. Varieties of the Hydra have also been grafted on other varieties, and have retained their character.

I will in the first place give all the cases of bud-variations which I have been able to collect, and afterwards show their importance. These cases prove that those authors who, like Pallas, attribute all variability to the crossing either of distinct races, or of individuals belonging to the same race but somewhat different from each other, are in error ; as are those authors who attribute all variability to the mere act of sexual union. Nor can we account in all cases for the appearance through bud-variation of new characters by the principle of reversion to long-lost characters. He who wishes to judge how far the conditions of life directly cause each particular variation ought to reflect well on the cases immediately to be given. I will commence with bud-variations, as exhibited in the fruit, and then pass on to flowers, and finally to leaves.

Peach (Amygdalus Persica).—In the last chapter I gave two cases of a peach-almond and double-flowered almond which suddenly produced fruit closely resembling true peaches. I have also recorded many cases of peach-trees producing buds, which, when developed into branches, have yielded nectarines. We have seen that no less than six named and several unnamed varieties of the peach have thus produced several varieties of nectarine. I have shown that it is highly improbable that all these peach-trees, some of which are old varieties, and have been propagated by the million, are hybrids from the peach and nectarine, and that it is opposed to all analogy to attribute the occasional production of nectarines on peach-trees to the direct action of pollen from some neighbouring nectarine-tree. Several of the cases are highly remarkable, because, firstly, the fruit thus produced has sometimes been in part a nectarine and in part a peach ; secondly, because nectarines thus suddenly produced have reproduced themselves by seed ; and thirdly, because nectarines are produced from peach-trees from seed as well as from buds. The seed of the nectarine, on the other hand, occasionally produces peaches ; and we have seen in one instance that a nectarine-tree yielded peaches by bud-variation. As the peach is certainly the oldest or primary variety, the

production of peaches from nectarines, either by seeds or buds, may perhaps be considered as a case of reversion. Certain trees have also been described as indifferently bearing peaches or nectarines, and this may be considered as bud-variation carried to an extreme degree.

The *grosse mignonne* peach at Montreuil produced "from a sporting branch" the *grosse mignonne tardive*, "a most excellent variety," which ripens its fruit a fortnight later than the parent tree, and is equally good.¹ This same peach has likewise produced by bud-variation the *early grosse mignonne*. Hunt's large tawny nectarine "originated from Hunt's small tawny nectarine, but not through seminal reproduction"²

Plums.—Mr. Knight states that a tree of the yellow magnum bonum plum, forty years old, which had always borne ordinary fruit, produced a branch which yielded red magnum bonums.³ Mr. Rivers, of Sawbridge-worth, informs me (Jan. 1863) that a single tree out of 400 or 500 trees of the Early Prolific plum, which is a purple kind, descended from an old French variety bearing purple fruit, produced when about ten years old bright yellow plums; these differed in no respect except colour from those on the other trees, but were unlike any other known kind of yellow plum.⁴

Cherry (Prunus cerasus).—Mr. Knight has recorded (*idem*) the case of a branch of a May-Duke cherry, which, though certainly never grafted, always produced fruit, ripening later, and more oblong, than the fruit on the other branches. Another account has been given of two May-Duke cherry-trees in Scotland, with branches bearing oblong, and very fine fruit, which invariably ripened, as in Knight's case, a fortnight later than the other cherries.⁵

Grapes (Vitis vinifera).—The black or purple Frontignan in one case produced during two successive years (and no doubt permanently) spurs which bore white Frontignan grapes. In another case, on the same foot-stalk, the lower berries "were well-coloured black Frontignans; those next the stalk were white, with the exception of one black and one streaked berry;" and altogether there were fifteen black and twelve white berries on the same stalk. In another kind of grape black and amber-coloured berries were produced in the same cluster.⁶ Count Odart describes a variety which often bears on the same stalk small round and large oblong berries; though the shape of the berry is generally a fixed character.⁷ Here is another striking case given on the excellent authority of M. Carrière:⁸ "a black Hamburg grape (Frankenthal) was cut down, and produced three suckers; one of these was layered, and after a time produced much smaller berries, which always ripened at least a fortnight

¹ 'Gardener's Chron.,' 1854, p. 821.

² 'Lindley's Guide to Orchard,' as quoted in 'Gard. Chronicle,' 1852, p. 821. For the *Early mignonne peach*, see 'Gardener's Chron.,' 1864, p. 1251.

³ 'Transact. Hort. Soc.,' vol. ii. p. 160.

⁴ See also 'Gardener's Chron.,' 1863, p. 27.

⁵ 'Gard. Chron.,' 1852, p. 821.

⁶ 'Gardener's Chron.,' 1852, p. 629; 1856, p. 648; 1864, p. 386. Other cases are given by Braun, 'Rejuvenescence,' in 'Ray Soc. Bot. Mem.,' 1833, p. 314.

⁷ 'Ampélographie,' &c., 1849, p. 71.

⁸ 'Gardener's Chronicle,' 1866, p. 970.

earlier than the others. Of the remaining two suckers, one produced every year fine grapes, whilst the other, although it set an abundance of fruit, matured only a few, and these of inferior quality.

Gooseberry (Ribes grossularia).—A remarkable case has been described by Dr. Lindley⁹ of a bush which bore at the same time no less than four kinds of berries, namely, hairy and red,—smooth, small and red,—green,—and yellow tinged with buff; the two latter kinds had a different flavour from the red berries, and their seeds were coloured red. Three twigs on this bush grew close together; the first bore three yellow berries and one red; the second twig bore four yellow and one red; and the third four red and one yellow. Mr. Laxton also informs me that he has seen a Red Warrington gooseberry bearing both red and yellow fruit on the same branch.

Currant (Ribes rubrum).—A bush purchased as the Champagne, which is a variety that bears blush-coloured fruit intermediate between red and white, produced during fourteen years, on separate branches and mingled on the same branch, berries of the red, white, and champagne kinds.¹⁰ The suspicion naturally arises that this variety may have originated from a cross between a red and white variety, and that the above transformation may be accounted for by reversion to both parent-forms; but from the foregoing complex case of the gooseberry this view is doubtful. In France, a branch of a red-currant bush, about ten years old, produced near the summit five white berries, and lower down, amongst the red berries, one berry half red and half white.¹¹ Alexander Braun¹² also has often seen branches bearing red berries on white currants.

Pear (Pyrus communis).—Dureau de la Malle states that the flowers on some trees of an ancient variety, the *doyenné galeux*, were destroyed by frost: other flowers appeared in July, which produced six pears; these exactly resembled in their skin and taste the fruit of a distinct variety, the *gros doynné blanc*, but in shape were like the *bon-chrétien*: it was not ascertained whether this new variety could be propagated by budding or grafting. The same author grafted a *bon-chrétien* on a quince, and it produced, besides its proper fruit, an apparently new variety, of a peculiar form, with thick and rough skin.¹³

Apple (Pyrus malus).—In Canada, a tree of the variety called Pound Sweet, produced,¹⁴ between two of its proper fruit, an apple which was well russeted, small in size, different in shape, and with a short peduncle. As no russet apple grew anywhere near, this case apparently cannot be accounted for by the direct action of foreign pollen. I shall hereafter give

⁹ 'Gardener's Chronicle,' 1855, pp. 597, 612.

¹⁰ 'Gardener's Chron.,' 1842, p. 873; 1855, p. 646. In the 'Chronicle,' 1866, p. 876, Mr. P. Mackenzie states that the bush still continues to bear the three kinds of fruit, "although they have not been every year alike."

¹¹ 'Revue Horticole,' quoted in 'Gard.

'Chronicle,' 1844, p. 87.

¹² 'Rejuvenescence in Nature,' 'Bot. Memoirs Ray Soc.,' 1853, p. 314.

¹³ 'Comptes Rendus,' tom. xli., 1855, p. 804. The second case is given on the authority of Gaudichaud, *idem*, tom. xxxiv., 1852, p. 748.

¹⁴ This case is given in the 'Gard. Chronicle,' 1867, p. 403.

cases of apple-trees which regularly produce fruit of two kinds, or half-and-half fruit; these trees are generally supposed, and probably with truth, to be of crossed parentage, and that the fruit reverts to both parent-forms.

Banana (Musa sapientium).—Sir R. Schomburgk states that he saw in St. Domingo a raceme on the Fig Banana which bore towards the base 125 fruits of the proper kind; and these were succeeded, as is usual, higher up the raceme, by barren flowers, and these by 420 fruits, having a widely different appearance, and ripening earlier than the proper fruit. The abnormal fruit closely resembled, except in being smaller, that of the *Musa Chinensis* or *Cavendishii*, which has generally been ranked as a distinct species.¹⁵

FLOWERS.—Many cases have been recorded of a whole plant, or single branch, or bud, suddenly producing flowers different from the proper type in colour, form, size, doubleness, or other character. Half the flower, or a smaller segment, sometimes changes colour.

Camellia.—The myrtle-leaved species (*C. myrtifolia*), and two or three varieties of the common species, have been known to produce hexagonal and imperfectly quadrangular flowers; and the branches producing such flowers have been propagated by grafting.¹⁶ The Pomponne variety often bears “four distinguishable kinds of flowers,—the pure white and the red-eyed, which appear promiscuously; the brindled pink and the rose-coloured, which may be kept separate with tolerable certainty by grafting from the branches that bear them.” A branch, also, on an old tree of the rose-coloured variety has been seen to “revert to the pure white colour, an occurrence less common than the departure from it.”¹⁷

Cratægus oxyantha.—A dark pink hawthorn has been known to throw out a single tuft of pure white blossoms;¹⁸ and Mr. A. Clapham, nurseryman, of Bradford, informs me that his father had a deep crimson thorn grafted on a white thorn, which, during several years, always bore, high above the graft, bunches of white, pink, and deep crimson flowers.

Azalea Indica is well known often to produce by buds new varieties. I have myself seen several cases. A plant of *Azalea Indica variegata* has been exhibited bearing a truss of flowers of *A. Ind. Gledstanesii* “as true as could possibly be produced, thus evidencing the origin of that fine variety.” On another plant of *A. Ind. variegata* a perfect flower of *A. Ind. lateritia* was produced; so that both *Gledstanesii* and *lateritia* no doubt originally appeared as sporting branches of *A. Ind. variegata*.¹⁹

Cistus tricuspis.—A seedling of this plant, when some years old, produced, at Saharanpore,²⁰ some branches “which bore leaves and flowers widely different from the normal form.” “The abnormal leaf is much less

¹⁵ ‘Journal of Proc. Linn. Soc.’ vol. ii. 391.
Botany, p. 131.

¹⁶ ‘Gard. Chronicle,’ 1847, p. 207.

¹⁷ Herbert, ‘Amaryllidaceæ,’ 1838, p. 369.

¹⁸ ‘Gardener’s Chronicle,’ 1843, p.

¹⁹ Exhibited at Hort. Soc., London. Report in ‘Gardener’s Chron.’ 1844, p. 337.

²⁰ Mr. W. Bell, Bot. Soc. of Edinburgh, May, 1863.

divided, and not acuminate. The petals are considerably larger, and quite entire. There is also in the fresh state a conspicuous, large, oblong gland, full of a viscid secretion, on the back of each of the calycine segments.²¹

Althæa rosea.—A double yellow Hollyock suddenly turned one year into a pure white single kind; subsequently a branch bearing the original double yellow flowers reappeared in the midst of the branches of the single white kind.²²

Pelargonium.—These highly cultivated plants seem eminently liable to bud-variation. I will give only a few well-marked cases. Gärtner has seen²³ a plant of *P. zonale* with a branch having white-edged leaves, which remained constant for years, and bore flowers of a deeper red than usual. Generally speaking, such branches present little or no difference in their flowers: thus a writer²⁴ pinched off the leading shoot of a seedling *P. zonale*, and it threw out three branches, which differed in the size and colour of their leaves and stems; but on all three branches "the flowers were identical," except in being largest in the green-stemmed variety, and smallest in that with variegated foliage: these three varieties were subsequently propagated and distributed. Many branches, and some whole plants, of a variety called *compactum*, which bears orange-scarlet flowers, have been seen to produce pink flowers.²⁵ Hill's Hector, which is a pale red variety, produced a branch with lilac flowers, and some trusses with both red and lilac flowers. This apparently is a case of reversion, for Hill's Hector was a seedling from a lilac variety.²⁶ Of all *Pelargoniums*, Rollisson's Unique seems to be the most sportive; its origin is not positively known, but is believed to be from a cross. Mr. Salter, of Hammersmith, states²⁷ that he has himself known this purple variety to produce the lilac, the rose-crimson or *conspicuum*, and the red or *coccineum* varieties; the latter has also produced the *rose d'amour*; so that altogether four varieties have originated by bud variation from Rollisson's Unique. Mr. Salter remarks that these four varieties "may now be considered as fixed, although they "occasionally produce flowers of the original colour. This year *coccineum* "has pushed flowers of three different colours, red, rose, and lilac, upon "the same truss, and upon other trusses are flowers half red and half "lilac." Besides these four varieties, two other scarlet Uniques are known to exist, both of which occasionally produce lilac flowers identical with Rollisson's Unique;²⁸ but one at least of these did not arise through bud-variation, but is believed to be a seedling from Rollisson's Unique.²⁹ There are, also, in the trade³⁰ two other slightly different varieties, of unknown origin, of Rollisson's Unique: so that altogether we have a curiously complex case

²¹ 'Revue Horticole,' quoted in 'Gard. Chron.,' 1845, p. 475.

²² 'Bastarderzeugung,' 1849, s. 76.

²³ 'Journal of Horticulture,' 1861, p. 336.

²⁴ W. P. Ayres, in 'Gardener's Chron.,' 1842, p. 791.

²⁵ W. P. Ayres, idem.

²⁶ 'Gardener's Chron.,' 1861, p. 968.

²⁷ Idem, 1861, p. 945.

²⁸ W. Paul, in 'Gardener's Chron.,' 1861, p. 968.

²⁹ Idem, p. 945.

of variation both by buds and seeds.²⁰ An English wild plant, the *Geranium pratense*, when cultivated in a garden, has been seen to produce on the same plant both blue and white, and striped blue and white flowers.²¹

Chrysanthemum.—This plant frequently sports, both by its lateral branches and occasionally by suckers. A seedling raised by Mr. Salter has produced by bud-variation six distinct sorts, five different in colour and one in foliage, all of which are now fixed.²² The varieties which were first introduced from China were so excessively variable, "that it was extremely difficult to tell which was the original colour of the variety, and which was the sport." The same plant would produce one year only buff-coloured, and next year only rose-coloured flowers; and then would change again, or produce at the same time flowers of both colours. These fluctuating varieties are now all lost, and, when a branch sports into a new variety, it can generally be propagated and kept true; but, as Mr. Salter remarks, "every sport should be thoroughly " tested in different soils before it can be really considered as fixed, as many " have been known to run back when planted in rich compost; but when " sufficient care and time are expended in proving, there will exist little " danger of subsequent disappointment." Mr. Salter informs me that with all the varieties the commonest kind of bud-variation is the production of yellow flowers, and, as this is the primordial colour, these cases may be attributed to reversion. Mr. Salter has given me a list of seven differently coloured chrysanthemums, which have all produced branches with yellow flowers; but three of them have also sported into other colours. With any change of colour in the flower, the foliage generally changes in a corresponding manner in lightness or darkness.

Another Compositous plant, namely, *Centaurea cyanus*, when cultivated in a garden, not unfrequently produces on the same root flowers of four different colours, viz., blue, white, dark-purple, and particoloured.²³ The flowers of *Anthemis* also vary on the same plant.²⁴

Roses.—Many varieties of the rose are known or are believed to have originated by bud-variation.²⁵ The common double moss-rose was imported into England from Italy about the year 1735.²⁶ Its origin is unknown, but from analogy it probably arose from the Provence rose (*R. centifolia*) by bud-variation; for branches of the common moss-rose have several times been known to produce Provence roses, wholly or partially destitute of moss: I have seen one such instance, and several others have been recorded.²⁷

²⁰ For other cases of bud-variation in this same variety, see 'Gardener's Chron.,' 1861, pp. 578, 600, 925. For other distinct cases of bud-variation in the genus *Pelargonium*, see 'Cottage Gardener,' 1860, p. 191.

²¹ Rev. W. T. Bree, in London's 'Gard. Mag.,' vol. viii., 1832, p. 93.

²² 'The Chrysanthemum, its History and Culture,' by J. Salter, 1865, p. 41, &c.

²³ Bree, in London's 'Gard. Mag.,' vol. viii., 1832, p. 93.

²⁴ Bronn, 'Geschichte der Natur,' B. ii. s. 123.

²⁵ T. Rivers, 'Rose Amateur's Guide,' 1837, p. 4.

²⁶ Mr. Shailer, quoted in 'Gardener's Chron.,' 1848, p. 759.

²⁷ 'Transact. Hort. Soc.,' vol. iv., 1822, p. 137; 'Gard. Chron.,' 1842, p. 422.

Mr. Rivers also informs me that he raised two or three roses of the Provence class from seed of the old single moss-rose;³⁸ and this latter kind was produced in 1807 by bud-variation from the common moss-rose. The white moss-rose was also produced in 1788 by an offset from the common red moss-rose: it was at first pale blush-coloured, but became white by continued budding. On cutting down the shoots which had produced this white moss-rose, two weak shoots were thrown up, and buds from these yielded the beautiful striped moss-rose. The common moss-rose has yielded by bud-variation, besides the old single red moss-rose, the old scarlet semi-double moss-rose, and the sage-leaf moss-rose, which "has a delicate shell-like form, and is of a beautiful blush colour; it is now (1852) nearly extinct."³⁹ A white moss-rose has been seen to bear a flower half white and half pink.⁴⁰ Although several moss-roses have thus certainly arisen by bud-variation, the greater number probably owe their origin to seed of moss-roses. For Mr. Rivers informs me that his seedlings from the old single moss-rose almost always produced moss-roses; and the old single moss-rose was, as we have seen, the product by bud-variation of the double moss-rose originally imported from Italy. That the original moss-rose was the product of bud-variation is probable, from the facts above given and from the moss-rose de Meaux (also a var. of *R. centifolia*)⁴¹ having appeared as a sporting branch on the common rose de Meaux.

Prof. Caspary has carefully described⁴² the case of a six-year-old white moss-rose, which sent up several suckers, one of which was thorny, and produced red flowers, destitute of moss, exactly like those of the Provence rose (*R. centifolia*); another shoot bore both kinds of flowers and in addition longitudinally striped flowers. As this white moss-rose had been grafted on the Provence rose, Prof. Caspary attributes the above changes to the influence of the stock; but from the facts already given, and from others to be given, bud-variation, with reversion, is probably a sufficient explanation.

Many other instances could be added of roses varying by buds. The white Provence rose apparently thus originated.⁴³ The double and highly-coloured Belladonna rose has been known⁴⁴ to produce by suckers both semi-double and almost single white roses; whilst suckers from one of these semi-double white roses reverted to perfectly characterised Belladonnas. Varieties of the China rose propagated by cuttings in St. Domingo often revert after a year or two into the old China rose.⁴⁵ Many cases

³⁸ See also Loudon's 'Arboretum,' vol. ii. p. 780.

³⁹ All these statements on the origin of the several varieties of the moss-rose are given on the authority of Mr. Shaller, who, together with his father, was concerned in their original propagation, in 'Gard. Chron.,' 1852, p. 759.

⁴⁰ 'Gard. Chron.,' 1845, p. 564.

⁴¹ 'Transact. Hort. Soc.,' vol. ii. p. 242.

⁴² 'Schriften der Phys. Ökon. Gesell. zu Königsberg,' Feb. 3, 1865, s. 4. See also Dr. Caspary's paper in 'Transactions of the Hort. Congress of Amsterdam,' 1865.

⁴³ 'Gard. Chron.,' 1852, p. 759.

⁴⁴ 'Transact. Hort. Soc.,' vol. ii. p. 242.

⁴⁵ Sir R. Schomburgk, 'Proc. Linn. Soc. Bot.,' vol. ii. p. 132.

have been recorded of roses suddenly becoming striped or changing their character by segments: some plants of the Comtesse de Chabillant, which is properly rose-coloured, were exhibited in 1862,⁴⁶ with crimson flakes on a rose ground. I have seen the Beauty of Billiard with a quarter and with half the flower almost white. The Austrian bramble (*R. lutea*) not rarely⁴⁷ produces branches with pure yellow flowers; and Prof. Henslow has seen exactly half the flower of a pure yellow, and I have seen narrow yellow streaks on a single petal, of which the rest was of the usual copper colour.

The following cases are highly remarkable. Mr. Rivers, as I am informed by him, possessed a new French rose with delicate smooth shoots, pale glaucous-green leaves, and semi-double pale flesh-coloured flowers striped with dark red; and on branches thus characterised there suddenly appeared, in more than one instance, the famous old rose called the Baronne Prevost, with its stout thorny shoots, and immense, uniformly and richly coloured, double flowers; so that in this case the shoots, leaves, and flowers, all at once changed their character by bud-variation. According to M. Verlot⁴⁸ a variety called *Rosa cannabifolia*, which has peculiarly shaped leaflets, and differs from every member of the family in the leaves being opposite instead of alternate, suddenly appeared on a plant of *R. alba* in the gardens of the Luxembourg. Lastly, "a running shoot" was observed by Mr. H. Curtis⁴⁹ on the old Aimée Vibert Noisette, and he budded it on Celine; thus a climbing Aimée Vibert was first produced and afterwards propagated.

Dianthus.—It is quite common with the Sweet William (*D. barbatus*) to see differently coloured flowers on the same root; and I have observed on the same truss four differently coloured and shaded flowers. Carnations and pinks (*D. caryophyllus*, &c.) occasionally vary by layers; and some kinds are so little certain in character that they are called by floriculturists "catch-flowers."⁵⁰ Mr. Dickson has ably discussed the "running" of particoloured or striped carnations, and says it cannot be accounted for by the compost in which they are grown: "layers from the same clean flower would come "part of them clean and part foul, even when subjected to precisely the "same treatment; and frequently one flower alone appears influenced by "the taint, the remainder coming perfectly clean."⁵¹ This running of the parti-coloured flowers apparently is a case of reversion by buds to the original uniform tint of the species.

I will briefly mention some other cases of bud-variation to show how many plants belonging to many orders have varied in their flowers; numerous cases might be added. I have seen on a snap-dragon (*Antirrhinum majus*) white, pink, and striped flowers on the same plant, and branches with striped flowers on a red-coloured variety. On a double stock (*Matthiola incana*) I have seen a branch bearing single flowers; and

⁴⁶ 'Gard. Chron.,' 1862, p. 619.

⁴⁷ Hopkirk's 'Flora Anomala,' p. 167.

⁴⁸ 'Sur la Production et la Fixation des Variétés,' 1865, p. 4.

⁴⁹ 'Journal of Horticulture,' March, 1865, p. 233.

⁵⁰ 'Gard. Chron.,' 1843, p. 135.

⁵¹ *Ibid.*, 1842, p. 55.

on a dingy-purple, double variety of the wall-flower (*Cheiranthus cheiri*) a branch which had reverted to the ordinary copper colour. On other branches of the same plant, some flowers were exactly divided across the middle, one half being purple and the other coppery; but some of the smaller petals towards the centre of these same flowers were purple longitudinally streaked with coppery colour, or coppery streaked with purple. A Cyclamen⁵² has been observed to bear white and pink flowers of two forms, the one resembling the Persicum strain, and the other the Coum strain. *Oenothera biennis* has been seen⁵³ bearing flowers of three different colours. The hybrid *Gladiolus colvillii* occasionally bears uniformly coloured flowers, and one case is recorded⁵⁴ of all the flowers on a plant thus changing colour. A Fuchsia has been seen⁵⁵ bearing two kinds of flowers. *Mirabilis jalapa* is eminently sportive, sometimes bearing on the same root pure red, yellow, and white flowers, and others striped with various combinations of these three colours.⁵⁶ The plants of the *Mirabilis* which bear such extraordinarily variable flowers, in most, probably in all cases, owe their origin, as shown by Prof. Lecoq, to crosses between differently-coloured varieties.

Leaves and Shoots.—Changes, through bud-variation, in fruits and flowers have hitherto been treated of, but incidentally some remarkable modifications in the leaves and shoots of the rose and Cistus, and in a lesser degree in the foliage of the Pelargonium and Chrysanthemum, have been noticed. I will now add a few more cases of variation in leaf-buds. Verlot⁵⁷ states that on *Aralia trifoliata*, which properly has leaves with three leaflets, branches bearing simple leaves of various forms frequently appear; these can be propagated by buds or grafting, and have given rise, as he states, to several nominal species.

With respect to trees, the history of but few of the many varieties with curious or ornamental foliage is known; but several probably have originated by bud-variation. Here is one case:—An old ash-tree (*Fraxinus excelsior*) in the grounds of Necton, as Mr. Mason states, “for many years has had one bough of a totally different character to the rest of the tree, or of any other ash-tree which I have seen; being short-jointed and densely covered with foliage.” It was ascertained that this variety could be propagated by grafts.⁵⁸ The varieties of some trees with cut leaves, as the oak-leaved laburnum, the parsley-leaved vine, and especially the fern-leaved beech, are apt to revert by buds to the common form.⁵⁹ The fern-like leaves of the beech sometimes revert only partially, and the branches display here and there sprouts bearing common leaves, fern-like, and variously shaped leaves. Such cases differ but little from the so-called

⁵² ‘Gard. Chron.,’ 1867, p. 235.

⁵³ Gärtner, ‘Bastardzeugung,’ s. 305.

⁵⁴ Mr. D. Benton, in ‘Cottage Gardener,’ 1860, p. 250.

⁵⁵ ‘Gard. Chron.,’ 1850, p. 536.

⁵⁶ Braun, ‘Ray Soc. Bot. Mem.,’ 1853, p. 315; Hopkirk’s ‘Flora Anomala,’ p. 164; Lecoq, ‘Géograph. Bot.

de l’Europe,’ tom. iii., 1854, p. 405; and ‘De la Fécondation,’ 1862, p. 303.

⁵⁷ ‘Des Variétés,’ 1865, p. 5.

⁵⁸ W. Mason, in ‘Gard. Chron.,’ 1843, p. 878.

⁵⁹ Alex. Braun, ‘Ray Soc. Bot. Mem.,’ 1853, p. 315; ‘Gard. Chron.,’ 1841, p. 329.

heterophyllous varieties, in which the tree habitually bears leaves of various forms; but it is probable that most heterophyllous trees have originated as seedlings. There is a sub-variety of the weeping willow with leaves rolled up into a spiral coil; and Mr. Masters states that a tree of this kind kept true in his garden for twenty-five years, and then threw out a single upright shoot bearing flat leaves.⁶⁰

I have often noticed single twigs and branches on beech and other trees with their leaves fully expanded before those on the other branches had opened; and as there was nothing in their exposure or character to account for this difference, I presume that they had appeared as bud-variations, like the early and late fruit-maturing varieties of the peach and nectarine.

Cryptogamic plants are liable to bud-variation, for fronds on the same fern are often seen to display remarkable deviations of structure. Spores, which are of the nature of buds, taken from such abnormal fronds, reproduce, with remarkable fidelity, the same variety, after passing through the sexual stage.⁶¹

With respect to colour, leaves often become by bud-variation zoned, blotched, or spotted with white, yellow, and red; and this occasionally occurs even with plants in a state of nature. Variegation, however, appears still more frequently in plants produced from seed; even the cotyledons or seed-leaves being thus affected.⁶² There have been endless disputes whether variegation should be considered as a disease. In a future chapter we shall see that it is much influenced, both in the case of seedlings and of mature plants, by the nature of the soil. Plants which have become variegated as seedlings, generally transmit their character by seed to a large proportion of their progeny; and Mr. Salter has given me a list of eight genera in which this occurred.⁶³ Sir F. Pollock has given me more precise information: he sowed seed from a variegated plant of *Ballota nigra* which was found growing wild, and thirty per cent. of the seedlings were variegated; seed from these latter being sown, sixty per cent. came up variegated. When branches become variegated by bud-variation, and the variety is attempted to be propagated by seed, the seedlings are rarely variegated; Mr. Salter found this to be the case with plants belonging to eleven genera, in which the greater number of the seedlings proved to be green-leaved; yet a few were slightly variegated, or were quite white, but none were worth keeping. Variegated plants, whether originally produced from seeds or buds, can generally be propagated by budding, grafting, &c.; but all are apt to revert by bud-variation to their ordinary foliage. This tendency, however, differs much in the varieties of even the same species; for instance, the golden-striped variety of *Euonymus Japonicus* "is very liable to run back to the green-leaved, while the silver-striped

⁶⁰ Dr. M. T. Masters, 'Royal Institution Lecture,' March 16, 1860.

⁶¹ See Mr. W. K. Bridgman's curious paper in 'Annals and Mag. of Nat. Hist.,' December, 1861; also Mr. J. Scott,

'Bot. Soc. Edinburgh,' June 12, 1862.

⁶² 'Journal of Horticulture,' 1861, p. 336; Verlot, 'Des Variétés,' p. 76.

⁶³ See also Verlot, 'Des Variétés,' p. 74.

variety hardly ever changes."⁶⁴ I have seen a variety of the holly, with its leaves having a central yellow patch, which had everywhere partially reverted to the ordinary foliage, so that on the same small branch there were many twigs of both kinds. In the pelargonium, and in some other plants, variegation is generally accompanied by some degree of dwarfing, as is well exemplified in the "Dandy" pelargonium. When such dwarf varieties sport back by buds or suckers to the ordinary foliage, the dwarfed stature sometimes still remains.⁶⁵ It is remarkable that plants propagated from branches which have reverted from variegated to plain leaves⁶⁶ do not always (or never, as one observer asserts) perfectly resemble the original plain-leaved plant from which the variegated branch arose: it seems that a plant, in passing by bud-variation from plain leaves to variegated, and back again from variegated to plain, is generally in some degree affected so as to assume a slightly different aspect.

Bud-variation by Suckers, Tubers, and Bulbs.—All the cases hitherto given of bud-variation in fruits, flowers, leaves, and shoots, have been confined to buds on the stems or branches, with the exception of a few cases incidentally noticed of varying suckers in the rose, pelargonium, and chrysanthemum. I will now give a few instances of variation in subterranean buds, that is, by suckers, tubers, and bulbs; not that there is any essential difference between buds above and beneath the ground. Mr. Salter informs me that two variegated varieties of Phlox originated as suckers; but I should not have thought these worth mentioning, had not Mr. Salter found, after repeated trials, that he could not propagate them by "root-joints," whereas, the variegated *Tussilago farfara* can thus be safely propagated;⁶⁷ but this latter plant may have originated as a variegated seedling, which would account for its greater fixedness of character. The Barberry (*Berberis vulgaris*) offers an analogous case; there is a well-known variety with seedless fruit, which can be propagated by cuttings or layers; but suckers always revert to the common form, which produces fruit containing seeds.⁶⁸ My father repeatedly tried this experiment, and always with the same result.

Turning now to tubers: in the common Potato (*Solanum tuberosum*) a single bud or eye sometimes varies and produces a new variety; or, occasionally, and this is a much more remarkable circumstance, all the eyes in a tuber vary in the same manner and at the same time, so that the whole tuber assumes a new character. For instance, a single eye in a tuber of the

⁶⁴ 'Gard. Chron.,' 1844, p. 86.

⁶⁵ Ibid., 1861, p. 968.

⁶⁶ Ibid., 1861, p. 433. 'Cottage Gardener,' 1860, p. 2.

⁶⁷ M. Lemoine (quoted in 'Gard. Chron.,' 1867, p. 74) has lately observed that the *Symphitum* with variegated leaves cannot be propagated by division

of the roots. He also found that out of 500 plants of a Phlox with striped flowers, which had been propagated by root-division, only seven or eight produced striped flowers. See also, on striped Pelargoniums, 'Gard. Chron.' 1867, p. 1000.

⁶⁸ Anderson's 'Recreations in Agriculture,' vol. v. p. 152.

old *Forty-fold potato*, which is a purple variety, was observed⁶⁹ to become white; this eye was cut out and planted separately, and the kind has since been largely propagated. *Kemp's Potato* is properly white, but a plant in Lancashire produced two tubers which were red, and two which were white; the red kind was propagated in the usual manner by eyes, and kept true to its new colour, and, being found a more productive variety, soon became widely known under the name of *Taylor's Forty-fold*.⁷⁰ The *Old Forty-fold* potato, as already stated, is a purple variety; but a plant long cultivated on the same ground produced, not as in the case above given a single white eye, but a whole white tuber, which has since been propagated and keeps true.⁷¹ Several cases have been recorded of large portions of whole rows of potatoes slightly changing their character.⁷²

Dahlias propagated by tubers under the hot climate of St. Domingo vary much; Sir R. Schomburgk gives the case of the "Butterfly variety," which the second year produced on the same plant "double and single flowers; " here white petals edged with maroon; there of a uniform deep maroon."⁷³ Mr. Bree also mentions a plant "which bore two different kinds of self-coloured flowers, as well as a third kind which partook of both colours " beautifully intermixed."⁷⁴ Another case is described of a dahlia with purple flowers which bore a white flower streaked with purple.⁷⁵

Considering how long and extensively many Bulbous plants have been cultivated, and how numerous are the varieties produced from seed, these plants have not varied so much by offsets,—that is, by the production of new bulbs,—as might have been expected. With the Hyacinth a case has been recorded of a blue variety which for three successive years gave offsets which produced white flowers with a red centre.⁷⁶ Another hyacinth has been described⁷⁷ as bearing on the same truss a perfectly pink and a perfectly blue flower.

Mr. John Scott informs me that in 1862 *Imatophyllum miniatum*, in the Botanic Gardens of Edinburgh, threw up a sucker which differed from the normal form, in the leaves being two-ranked instead of four-ranked. The leaves were also smaller, with the upper surface raised instead of being channelled.

In the propagation of *Tulips*, seedlings are raised, called *sells* or *breeders*, which "consist of one plain colour on a white or yellow bottom. These, " being cultivated on a dry and rather poor soil, become broken or variegated " and produce new varieties. The time that elapses before they break " varies from one to twenty years or more, and sometimes this change " never takes place."⁷⁸ The various broken or variegated colours which give value to all tulips are due to bud-variation; for although the

⁶⁹ 'Gard. Chron.,' 1857, p. 662.

⁷⁰ *Ibid.*, 1841, p. 814.

⁷¹ *Ibid.*, 1857, p. 613.

⁷² *Ibid.*, 1857, p. 679. See also Phillips, 'Hist. of Vegetables,' vol. ii. p. 91, for other and similar accounts.

⁷³ 'Journal of Proc. Linn. Soc.,' vol. ii. Botany, p. 132.

⁷⁴ Loudon's 'Gard. Mag.,' vol. viii.,

1832, p. 94.

⁷⁵ 'Gard. Chron.,' 1850, p. 336; and

1842, p. 729.

⁷⁶ 'Des Jacinthes,' &c., Amsterdam, 1768, p. 122.

⁷⁷ 'Gard. Chron.,' 1845, p. 212.

⁷⁸ Loudon's 'Encyclop. of Gardening,' p. 1024.

Bybloemens and some other kinds have been raised from several distinct breeders, yet all the Baguets are said to have come from a single breeder or seedling. This bud-variation, in accordance with the views of MM. Vilmorin and Verlot,⁷⁹ is probably an attempt to revert to that uniform colour which is natural to the species. A tulip, however, which has already become broken, when treated with too strong manure, is liable to flush or lose by a second act of reversion its variegated colours. Some kinds, as Imperatrix Florum, are much more liable than others to flushing; and Mr. Dickson maintains⁸⁰ that this can no more be accounted for than the variation of any other plant. He believes that English growers, from care in choosing seed from broken flowers instead of from plain flowers, have to a certain extent diminished the tendency in flowers already broken to flushing or secondary reversion.

During two consecutive years all the early flowers in a bed of *Tigridia conchiflora*⁸¹ resembled those of the old *T. pavonia*; but the later flowers assumed their proper colour of fine yellow spotted with crimson. An apparently authentic account has been published⁸² of two forms of *Hemerocallis*, which have been universally considered as distinct species, changing into each other; for the roots of the large-flowered tawny *H. fulva*, being divided and planted in a different soil and place, produced the small-flowered yellow *H. flava*, as well as some intermediate forms. It is doubtful whether such cases as these latter, as well as the "flushing" of broken tulips and the "running" of particoloured carnations,—that is, their more or less complete return to a uniform tint,—ought to be classed under bud-variation, or ought to be retained for the chapter in which I treat of the direct action of the conditions of life on organic beings. These cases, however, have this much in common with bud-variation, that the change is effected through buds and not through seminal reproduction. But, on the other hand, there is this difference—that in ordinary cases of bud-variation, one bud alone changes, whilst in the foregoing cases all the buds on the same plant were modified together; yet we have an intermediate case, for with the potato all the eyes in one tuber alone simultaneously changed their character.

I will conclude with a few allied cases, which may be ranked either under bud-variation, or under the direct action of the conditions of life. When the common Hepatica is transplanted from its native woods, the flowers change colour, even during the first year.⁸³ It is notorious that the improved varieties of the Heartsease (*Fida tricolor*) when transplanted often produce flowers widely different in size, form, and colour: for instance, I transplanted a large uniformly-coloured dark purple variety, whilst in full flower, and it then produced much smaller, more elongated flowers, with the lower petals yellow; these were succeeded by flowers marked with large purple spots, and ultimately, towards the end of the same summer, by the original large dark purple flowers. The slight changes which some

⁷⁹ 'Production des Variétés,' 1865, p. 63.

⁸⁰ 'Gard. Chron.,' 1841, p. 782; 1842, p. 55.

⁸¹ 'Gard. Chron.' 1849, p. 565.

⁸² 'Transact. Linn. Soc.,' vol. ii. p. 354.

⁸³ Godron, 'De l'Espèce,' tom. ii. p. 84.

fruit-trees undergo from being grafted and regrafted on various stocks,⁸⁴ were considered by Andrew Knight⁸⁵ as closely allied to "sporting branches," or bud-variations. Again, we have the case of young fruit-trees changing their character as they grow old; seedling pears, for instance, lose with age their spines and improve in the flavour of their fruit. Weeping birch-trees, when grafted on the common variety, do not acquire a perfect pendulous habit until they grow old: on the other hand, I shall hereafter give the case of some weeping ashes which slowly and gradually assumed an upright habit of growth. All such changes, dependent on age, may be compared with the changes, alluded to in the last chapter, which many trees naturally undergo; as in the case of the Deodar and Cedar of Lebanon, which are unlike in youth and closely resemble each other in old age; and as with certain oaks, and with some varieties of the lime and hawthorn.⁸⁶

Before giving a summary on Bud-variation I will discuss some singular and anomalous cases, which are more or less closely related to this same subject. I will begin with the famous case of Adam's laburnum or *Cytisus Adami*, a form or hybrid intermediate between two very distinct species, namely, *C. laburnum* and *purpureus*, the common and purple laburnum; but as this tree has often been described, I will be as brief as I can.

Throughout Europe, in different soils and under different climates, branches on this tree have repeatedly and suddenly reverted to both parent-species in their flowers and leaves. To behold mingled on the same tree tufts of dingy-red, bright yellow, and purple flowers, borne on branches having widely different leaves and manner of growth, is a surprising sight. The same raceme sometimes bears two kinds of flowers; and I have seen a single flower exactly divided into halves, one side being bright yellow and the other purple; so that one half of the standard-petal was yellow and of larger size, and the other half purple and smaller. In another flower the whole corolla was bright yellow, but exactly half the calyx was purple. In another, one of the dingy-red wing-petals had a bright yellow narrow stripe on it; and lastly, in another flower, one of the stamens, which had become slightly foliaceous, was half yellow and half purple; so that the tendency to segregation of character or reversion affects even single parts

⁸⁴ M. Carrière has lately described, in the 'Révue Horticole' (Dec. 1, 1866, p. 457), an extraordinary case. He twice inserted grafts of the *Aria restita* on thorn-trees (*épinus*) growing in pots; and the grafts, as they grew, produced shoots with bark, buds, leaves, petioles, petals, and flower-stalks all widely different from those of the *Aria*. The

grafted shoots were also much hardier, and flowered earlier, than those on the ungrafted *Aria*.

⁸⁵ 'Transact. Hort. Soc.,' vol. ii. p. 169.

⁸⁶ For the cases of oaks see Alph. De Candolle in 'Bibl. Univers.,' Geneva, Nov. 1862; for limes, &c., Loudon's 'Gard. Mag.,' vol. xi., 1835, p. 563.

and organs.⁸⁷ The most remarkable fact about this tree is that in its intermediate state, even when growing near both parent-species, it is quite sterile; but when the flowers become pure yellow or pure purple they yield seed. I believe that the pods from the yellow flowers yield a full complement of seed; they certainly yield a large number. Two seedlings raised by Mr. Herbert from such seed⁸⁸ exhibited a purple tinge on the stalks of their flowers; but several seedlings raised by myself resembled in every character the common laburnum, with the exception that some of them had remarkably long racemes: these seedlings were perfectly fertile. That such purity of character and fertility should be suddenly reacquired from so hybridized and sterile a form is an astonishing phenomenon. The branches with purple flowers appear at first sight exactly to resemble those of *C. purpureus*; but on careful comparison I found that they differed from the pure species in the shoots being thicker, the leaves a little broader, and the flowers slightly shorter, with the corolla and calyx less brightly purple: the basal part of the standard-petal also plainly showed a trace of the yellow stain. So that the flowers, at least in this instance, had not perfectly recovered their true character; and in accordance with this, they were not perfectly fertile, for many of the pods contained no seed, some produced one, and very few contained as many as two seeds; whilst numerous pods on a tree of the pure *C. purpureus* in my garden contained three, four, and five fine seeds. The pollen, moreover, was very imperfect, a multitude of grains being small and shrivelled; and this is a singular fact; for, as we shall immediately see, the pollen-grains in the dingy-red and sterile flowers on the parent-tree, were, in external appearance, in a much better state, and included very few shrivelled grain. Although the pollen of the reverted purple flowers was in so poor a condition, the ovules were well-formed, and, when mature, germinated freely with me. Mr. Herbert also raised plants from seeds of the reverted purple flowers, and they differed very little from the usual state of *C. purpureus*; but this expression shows that they had not perfectly recovered their proper character.

Prof. Caspary has examined the ovules of the dingy-red and sterile flowers in several plants of *C. adami* on the Continent,⁸⁹ and finds them generally monstrous. In three plants examined by me in England, the ovules were likewise monstrous, the nucleus varying much in shape, and projecting irregularly beyond the proper coats. The pollen-grains, on the other hand, judging from their external appearance, were remarkably good, and readily protruded their tubes. By repeatedly counting, under the microscope, the proportional number of bad grains, Prof. Caspary ascertained that only 2.5 per cent. were bad, which is a less proportion than in the pollen of three pure species of *Cytisus* in their cultivated state, viz. *C. purpureus*, *laburnum*, and *alpinus*. Although the pollen of *C. adami* is thus in appearance good, it does not follow, according

⁸⁷ For analogous facts, see Braun, 'Rejuvenescence,' in 'Ray Soc. Bot. Mem.,' 1853, p. 329; and 'Gard. Chron.,' 1842, p. 397.

⁸⁸ 'Journal of Hort. Soc.,' vol. ii.,

1847, p. 100.

⁸⁹ See 'Transact. of Hort. Congress of Amsterdam,' 1865; but I owe most of the following information to Prof. Caspary's letters.

to M. Naudin's observations⁹⁰ on *Mirabilis*, that it would be functionally effective. The fact of the ovules of *C. adami* being monstrous, and the pollen apparently sound, is all the more remarkable, because it is opposed to what usually occurs not only with most hybrids,⁹¹ but with two hybrids in the same genus, namely in *C. purpureo-elongatus*, and *C. alpino-laburnum*. In both these hybrids, the ovules, as observed by Prof. Caspary and myself, were well-formed, whilst many of the pollen-grains were ill-formed; in the latter hybrid 20·3 per cent., and in the former no less than 84·8 per cent. of the grains were ascertained by Prof. Caspary to be bad. This unusual condition of the male and female reproductive elements in *C. adami* has been used by Prof. Caspary as an argument against this plant being considered as an ordinary hybrid produced from seed; but we should remember that with hybrids the ovules have not been examined nearly so frequently as the pollen, and they may be much oftener imperfect than is generally supposed. Dr. E. Bornet, of Antibes, informs me (through Mr. J. Traherne Moggridge) that with hybrid *Cisti* the ovarium is frequently deformed, the ovules being in some cases quite absent, and in other cases incapable of fertilisation.

Several theories have been propounded to account for the origin of *C. adami*, and for the transformations which it undergoes. These transformations have been attributed by some authors to simple bud-variation; but considering the wide difference between *C. laburnum* and *purpureum*, both of which are natural species, and considering the sterility of the intermediate form, this view may be summarily rejected. We shall presently see that, with hybrid plants, two different embryos may be developed within the same seed and cohere; and it has been supposed that *C. adami* might have thus originated. It is known that when a plant with variegated leaves is budded on a plain stock, the latter is sometimes affected, and it is believed by some that the laburnum has been thus affected. Thus Mr. Purser states⁹² that a common laburnum-tree in his garden, into which three grafts of the *Cytisus purpureus* had been inserted, gradually assumed the character of *C. adami*; but more evidence and copious details would be requisite to make so extraordinary a statement credible.

Many authors maintain that *C. adami* is a hybrid produced in the common way by seed, and that it has reverted by buds to its two parent-forms. Negative results are of little value; but Reisseck, Caspary, and I myself, tried in vain to cross *C. laburnum* and *purpureum*; when I fertilised the former with pollen of the latter, I had the nearest approach to success, for pods were formed, but in sixteen days after the withering of the flowers they fell off. Nevertheless, the belief that *C. adami* is a spontaneously produced hybrid between these two species is strongly supported by the fact that hybrids between these species and two others have spontaneously

⁹⁰ 'Nouvelles Archives du Muséum,'
tom. i. p. 143.

⁹¹ See on this head, Naudin, *idem*,
p. 141.

⁹² The statement is believed by Dr.
Lindley in 'Gard. Chron.,' 1857, pp.
382, 400.

arisen. In a bed of seedlings from *C. elongatus*, which grew near to *C. purpureus*, and was probably fertilised by it, through the agency of insects (for these, as I know by experiment, play an important part in the fertilisation of the laburnum), the sterile hybrid *C. purpureo-elongatus* appeared.³³ Thus, also, Waterer's laburnum, the *C. alpino-laburnum*,³⁴ spontaneously appeared, as I am informed by Mr. Waterer, in a bed of seedlings.

On the other hand, we have a clear and distinct account given by M. Adam, who raised the plant, to Poiteau,³⁵ showing that *C. adami* is not an ordinary hybrid. M. Adam inserted in the usual manner a shield of the bark of *C. purpureus* into a stock of *C. laburnum*; and the bud lay dormant, as often happens, for a year; the shield then produced many buds and shoots, one of which grew more upright and vigorous with larger leaves than the shoots of *C. purpureus*, and was consequently propagated. Now it deserves especial notice that these plants were sold by M. Adam, as a variety of *C. purpureus*, before they had flowered; and the account was published by Poiteau after the plants had flowered, but before they had exhibited their remarkable tendency to revert into the two parent-species. So that there was no conceivable motive for falsification, and it is difficult to see how there could have been any error. If we admit as true M. Adam's account, we must admit the extraordinary fact that two distinct species can unite by their cellular tissue, and subsequently produce a plant bearing leaves and sterile flowers intermediate in character between the scion and stock, and producing buds liable to reversion; in short, resembling in every important respect a hybrid formed in the ordinary way by seminal reproduction. Such plants, if really thus formed, might be called graft-hybrids.

I will now give all the facts which I have been able to collect illustrative of the above theories, not for the sake of merely throwing light on the origin of *C. adami*, but to show in how many extraordinary and complex methods one kind of plant may affect another, generally in connection with bud-variation. The supposition that either *C. laburnum* or *purpureus* produced by ordinary bud-variation the intermediate and the other form, may, as already remarked, be absolutely excluded, from the want of any evidence, from the great amount of change thus implied,

³³ Braun, in 'Bot. Mem. Roy Soc.,' 1853, p. xxiii.

³⁴ This hybrid has never been described. It is exactly intermediate in foliage, time of flowering, dark striae at the base of the standard petal, hairiness of the ovarium, and in almost every other character, between *C. laburnum* and *alpinum*; but it approaches the former species more nearly in colour, and exceeds it in the length of the racemes. We have before seen that 20·3 per cent. of its pollen-grains are ill-formed and worthless. My plant,

though growing not above thirty or forty yards from both parent-species, during some seasons yielded no good seeds; but in 1866 it was unusually fertile, and its long racemes produced from one to occasionally even four pods. Many of the pods contained no good seeds, but generally they contained a single apparently good seed, sometimes two, and in one case three seeds. Some of the seeds germinated.

³⁵ 'Annales de la Soc. de Hort. de Paris,' tom. vii., 1830, p. 93.

and from the sterility of the intermediate form. Nevertheless such cases as nectarines suddenly appearing on peach-trees, occasionally with the fruit half-and-half in nature,—moss-roses appearing on other roses, with the flowers divided into halves, or striped with different colours,—and other such cases, are closely analogous in the result produced, though not in origin, with the case of *C. adamii*.

A distinguished botanist, Mr. G. H. Thwaites,⁹⁶ has recorded a remarkable case of a seed from *Pachia coccinea* fertilised by *F. fulgens*, which contained two embryos, and was "a true vegetable twin." The two plants produced from the two embryos were "extremely different in appearance and character," though both resembled other hybrids of the same parentage produced at the same time. These twin plants "were closely coherent, below the two pairs of cotyledon-leaves, into a single cylindrical stem, so that they had subsequently the appearance of being branches on one trunk." Had the two united stems grown up to their full height, instead of dying, a curiously mixed hybrid would have been produced; but even if some of the buds had subsequently reverted to both parent-forms, the case, although more complex, would not have been strictly analogous with that of *C. adamii*. On the other hand, a mongrel melon described by Sageret⁹⁷ perhaps did thus originate; for the two main branches, which arose from two cotyledon-buds, produced very different fruit,—on the one branch like that of the paternal variety, and on the other branch to a certain extent like that of the maternal variety, the melon of China.

The famous *bizzarria Orange* offers a strictly parallel case to that of *Cytisus adamii*. The gardener who in 1644 in Florence raised this tree, declared that it was a seedling which had been grafted; and after the graft had perished, the stock sprouted and produced the *bizzarria*. Galesio, who carefully examined several living specimens and compared them with the description given by the original describer P. Nato,⁹⁸ states that the tree produces at the same time leaves, flowers, and fruit, identical with the bitter orange and with the citron of Florence, and likewise compound fruit with the two kinds either blended together, both externally and internally, or segregated in various ways. This tree can be propagated by cuttings, and retains its diversified character. The so-called trifacial orange of Alexandria and Smyrna⁹⁹ resembles in its general nature the *bizzarria*, but differs from it in the *sweet* orange and citron being blended together in the same fruit, and separately produced on the same tree: nothing is known of its origin. In regard to the *bizzarria*, many authors believe that it is a graft-hybrid; Galesio on the other hand thinks that it is an ordinary hybrid, with the habit of partially reverting

⁹⁶ 'Annals and Mag. of Nat. Hist.,' March, 1848.

⁹⁷ 'Pomologie Physiolog.,' 1830, p. 126.

⁹⁸ Galesio, 'Gli Agrumi dei Giardi. Bot. Agrar. di Firenze,' 1839, p. 11. In his 'Traité du Citrus,' 1811, p. 146, he

speaks as if the compound fruit consisted in part of lemons, but this apparently was a mistake.

⁹⁹ 'Gard. Chron.,' 1855, p. 628. See also Prof. Caspary, in 'Transact. Hort. Congress of Amsterdam,' 1865.

by buds to the two parent-forms; and we have seen in the last chapter that the species in this genus often cross spontaneously.

Here is another analogous, but doubtful case. A writer in the 'Gardener's Chronicle'¹⁰⁰ states that an *Æsculus rubicunda* in his garden yearly produced on one of its branches "spikes of pale yellow flowers, smaller in size and somewhat similar in colour to those of *Æ. flava*." If as the editor believes *Æsculus rubicunda* is a hybrid descended on one side from *Æ. flava*, we have a case of partial reversion to one of the parent-forms. If, as some botanists maintain, *Æ. rubicunda* is not a hybrid, but a natural species, the case is one of simple bud-variation.

The following facts show that hybrids produced from seed in the ordinary way, certainly sometimes revert by buds to their parent-forms. Hybrids between *Tropeolum minus* and *majus*¹⁰¹ at first produced flowers intermediate in size, colour, and structure between their two parents; but later in the season some of these plants produced flowers in all respects like those of the mother-form, mingled with flowers still retaining the usual intermediate condition. A hybrid *Cereus* between *C. speciosissimus* and *phyllanthus*,¹⁰² plants which are widely different in appearance, produced for the first three years angular, five-sided stems, and then some flat stems like those of *C. phyllanthus*. Kölreuter also gives cases of hybrid *Lobelias* and *Verbascums*, which at first produced flowers of one colour, and later in the season flowers of a different colour.¹⁰³ Naudin¹⁰⁴ raised forty hybrids from *Datura levis* fertilised by *D. stramonium*; and three of these hybrids produced many capsules, of which a half, or quarter, or lesser segment was smooth and of small size like the capsule of the pure *D. levis*, the remaining part being spinose and of larger size like the capsule of the pure *D. stramonium*: from one of these composite capsules, plants were raised which perfectly resembled both parent-forms.

Turning now to varieties. A seedling apple, conjectured to be of crossed parentage, has been described in France,¹⁰⁵ which bears fruit, with one half larger than the other, of a red colour, acid taste, and peculiar odour; the other side being greenish-yellow and very sweet: it is said scarcely ever to include perfectly developed seed. I suppose that this is not the same tree with that which Gaudichaud¹⁰⁶ exhibited before the French Institute, bearing on the same branch two distinct kinds of apples, one a *reINETTE rouge*, and the other like a *reINETTE canada jaunâtre*: this double-bearing variety can be propagated by grafts, and continues to produce both kinds; its origin is unknown. The Rev. J. D. La Touche sent me a coloured drawing of an apple which he brought from Canada, of which half, surrounding and including the whole of the calyx and the insertion of the

¹⁰⁰ 'Gard. Chron.,' 1851, p. 406.

¹⁰¹ Gärtner, 'Bastarderzeugung,' s. 549. It is, however, doubtful whether these plants should be ranked as species or varieties.

¹⁰² Gärtner, *idem*, s. 550.

¹⁰³ 'Journal de Physique,' tom. xxiii., 1783, p. 100. 'Act. Acad. St. Peters-

burgh,' 1781, part i. p. 249.

¹⁰⁴ 'Nouvelles Archives du Muséum,' tom. i. p. 49.

¹⁰⁵ L'Hermès, Jan. 14, 1837, quoted in London's 'Gard. Mag.,' vol. xiii. p. 230.

¹⁰⁶ 'Comptes Rendus,' tom. xxxiv., 1852, p. 746.

footstalk, is green, the other half being brown and of the nature of the *pomme gris* apple, with the line of separation between the two halves exactly defined. The tree was a grafted one, and Mr. La Touche thinks that the branch which bore this curious apple sprung from the point of junction of the graft and stock: had this fact been ascertained, the case would probably have come into the small class of graft-hybrids presently to be given. But the branch may have sprung from the stock, which no doubt was a seedling.

Prof. H. Lecoq, who has made a great number of crosses between the differently coloured varieties of *Mirabilis jalapa*,¹⁰⁷ finds that in the seedlings the colours rarely combine, but form distinct stripes; or half the flower is of one colour and half of a different colour. Some varieties regularly bear flowers striped with yellow, white, and red; but plants of such varieties occasionally produce on the same root branches with uniformly coloured flowers of all three tints, and other branches with half-and-half coloured flowers and others with marbled flowers. Gallesio¹⁰⁸ crossed reciprocally white and red carnations, and the seedlings were striped; but some of the striped plants also bore entirely white and entirely red flowers. Some of these plants produced one year red flowers alone, and in the following year striped flowers; or conversely, some plants, after having borne for two or three years striped flowers, would revert and bear exclusively red flowers. It may be worth mentioning that I fertilised the *Purple Sweet-pea* (*Lathyrus odoratus*) with pollen from the light-coloured *Painted Lady*: seedlings raised from one and the same pod were not intermediate in character, but perfectly resembled both parents. Later in the summer, the plants which had at first borne flowers identical with those of the *Painted Lady*, produced flowers streaked and blotched with purple; showing in these darker marks a tendency to reversion to the mother-variety. Andrew Knight¹⁰⁹ fertilised two white grapes with pollen of the Aleppo grape, which is darkly variegated both in its leaves and fruit. The result was that the young seedlings were not at first variegated, but all became variegated during the succeeding summer; besides this, many produced on the same plant bunches of grapes which were all black, or all white, or lead-coloured striped with white, or white dotted with minute black stripes; and grapes of all these shades could frequently be found on the same footstalk.

In most of these cases of crossed varieties, and in some of the cases of crossed species, the colours proper to both parents appeared in the seedlings, as soon as they first flowered, in the form of stripes or larger segments, or as whole flowers or fruit of two kinds borne on the same plant; and in this case the appearance of the two colours cannot strictly be said to be due to reversion, but to some incapacity of fusion, leading to their

¹⁰⁷ 'Géograph. Bot. de l'Europe,' tom. ii., 1854, p. 405; and 'De la Fécondation,' 1862, p. 302.

¹⁰⁸ 'Traité du Citrus,' 1811, p. 45.

¹⁰⁹ 'Transact. Linn. Soc.,' vol. ix. p. 268.

segregation. When, however, the later flowers or fruit, produced during the same season or during a succeeding year or generation, become striped or half-in-half, &c., the segregation of the two colours is strictly a case of reversion by bud-variation. In a future chapter I shall show that, with animals of crossed parentage, the same individual has been known to change its character during growth, and to revert to one of its parents which it did not at first resemble. From the various facts now given there can be no doubt that the same individual plant, whether a hybrid or a mongrel, sometimes returns in its leaves, flowers, and fruit, either wholly or by segments, to both parent-forms, in the same manner as the *Cytisus adami*, and the *Bizzarria Orange*.

We will now consider the few facts which have been recorded in support of the belief that a variety when grafted or budded on another variety sometimes affects the whole stock, or at the point of junction gives rise to a bud, or graft-hybrid, which partakes of the characters of both stock and scion.

It is notorious that when the variegated Jessamine is budded on the common kind, the stock sometimes produces buds bearing variegated leaves: Mr. Rivers, as he informs me, has seen instances of this. The same thing occurs with the Oleander.¹¹⁰ Mr. Rivers, on the authority of a trustworthy friend, states that some buds of a golden-variegated ash, which were inserted into common ashes, all died except one; but the ash-stocks were affected,¹¹¹ and produced, both above and below the points of insertion of the plates of bark bearing the dead buds, shoots which bore variegated leaves. Mr. J. Anderson Henry has communicated to me a nearly similar case: Mr. Brown, of Perth, observed many years ago, in a Highland glen, an ash-tree with yellow leaves; and buds taken from this tree were inserted into common ashes, which in consequence were affected, and produced the *Blotched Breutilbane Ash*. This variety has been propagated, and has preserved its character during the last fifty years. Weeping ashes, also, were budded on the affected stocks, and became similarly variegated. Many authors consider variegation as the result of disease; and on this view, which however is doubtful, for some variegated plants are perfectly healthy and vigorous, the foregoing cases may be looked at as the direct result of the inoculation of a disease. Variegation is much influenced, as we shall hereafter see, by the nature of the soil in which the

¹¹⁰ Gärtner ('Bastardzeugung,' s. 611) gives many references on this subject.

¹¹¹ A nearly similar account was given by Bradley, in 1724, in his 'Treatise on Husbandry,' vol. i. p. 199.

plants are grown; and it does not seem improbable that whatever change in the sap or tissues certain soils induce, whether or not called a disease, might spread from the inserted piece of bark to the stock. But a change of this kind cannot be considered to be of the nature of a graft-hybrid.

There is a variety of the hazel with dark-purple leaves, like those of the copper-beech: no one has attributed this colour to disease, and it apparently is only an exaggeration of a tint which may often be seen on the leaves of the common hazel. When this variety is grafted on the common hazel,¹¹² it sometimes colours, as has been asserted, the leaves below the graft; but I should add that Mr. Rivers, who has possessed hundreds of such grafted trees, has never seen an instance.

Gärtner¹¹³ quotes two separate accounts of branches of dark and white-fruited vines which had been united in various ways, such as being split longitudinally, and then joined, &c.; and these branches produced distinct bunches of grapes of the two colours, and other bunches with grapes either striped or of an intermediate and new tint. Even the leaves in one case were variegated. These facts are the more remarkable because Andrew Knight never succeeded in raising variegated grapes by fertilising white kinds by pollen of dark kinds; though, as we have seen, he obtained seedlings with variegated fruit and leaves, by fertilising a white variety by the variegated dark Aleppo grape. Gärtner attributes the above-quoted cases merely to bud-variation; but it is a strange coincidence that the branches which had been grafted in a peculiar manner should alone have thus varied; and H. Adorne de Tschärner positively asserts that he produced the described result more than once, and could do so at will, by splitting and uniting the branches in the manner described by him.

I should not have quoted the following case had not the author of 'Des Jacinthes'¹¹⁴ impressed me with the belief not only of his extensive knowledge, but of his truthfulness: he says that bulbs of blue and red hyacinths may be cut in two, and that they will grow together and throw up a united stem (and this I have myself seen), with flowers of the two colours on the opposite sides. But the remarkable point is, that flowers are sometimes produced with the two colours blended together, which makes the case closely analogous with that of the blended colours of the grapes on the united vine-branches.

Mr. R. Trail stated in 1867, before the Botanical Society of Edinburgh (and has since given me fuller information), that several years ago he cut about sixty blue and white potatoes into halves through the eyes or buds, and then carefully joined them, destroying at the same time the other eyes. Some of these united tubers produced white, and others blue tubers; and it is probable that in these cases the one half alone of the bud grew. Some, however, produced tubers partly white and partly blue; and the tubers from about four or five were regularly mottled with the two colours. In these latter cases we may conclude that a stem had been formed by

¹¹² Loudon's 'Arboretum,' vol. iv. p. 2595.

¹¹³ 'Basstardlerzeugung,' s. 619.

¹¹⁴ Amsterdam, 1768, p. 124.

the union of the bisected buds; and as tubers are produced by the enlargement of subterranean branches arising from the main stem, their mottled colour apparently affords clear evidence of the intimate commingling of the two varieties. I have repeated these experiments on the potato and on the hyacinth on a large scale, but with no success.

The most reliable instance known to me of the formation of a graft-hybrid is one, recorded by Mr. Poynter,¹¹⁵ who assures me, in a letter of the entire accuracy of the statement. *Rosa Devoniensis* had been budded some years previously on a white Banksian rose; and from the much enlarged point of junction, whence the Devoniensis and Banksian still continued to grow, a third branch issued, which was neither pure Banksian nor pure Devoniensis, but partook of the character of both; the flowers resembled, but were superior in character to those of the variety called *Lamarque* (one of the Noisettes), while the shoots were similar in their manner of growth to those of the Banksian rose, with the exception that the longer and more robust shoots were furnished with prickles. This rose was exhibited before the Floral Committee of the Horticultural Society of London. Dr. Lindley examined it, and concluded that it had certainly been produced by the mingling of *R. Banksia* with some rose like *R. Devoniensis*, "for while it was very greatly increased in vigour and in the size of all the parts, the leaves were half-way between a Banksian and Tea-scented rose." It appears that rose-growers were aware that the Banksian rose sometimes affects other roses. Had it not been for this latter statement, it might have been suspected that this new variety was simply due to bud-variation, and that it had occurred by a mere accident at the point of junction between the two old kinds.

To sum up the foregoing facts: the statement that *Cytisus adami* originated as a graft-hybrid is so precise that it can hardly be rejected, and, as we have just seen, some analogous facts render the statement to a certain extent probable. The peculiar, monstrous condition of the ovules, and the apparently sound condition of the pollen, favour the belief that it is not an ordinary or seminal hybrid. On the other hand, the fact that the same two species, viz. *C. laburnum* and *purpureus*, have spontaneously produced hybrids by seed, is a strong argument in support of the belief that *C. adami* originated in a similar manner. With respect to the extraordinary tendency which this tree exhibits to complete or partial reversion, we have seen that undoubted seminal hybrids and mongrels are similarly liable. On the whole, I am inclined to put trust in M. Adam's statement; and if it should ever be proved true, the same view would probably have

¹¹⁵ 'Gard. Chron.,' 1860, p. 672, with a woodcut.

to be extended to the Bizzarria and Trifacial oranges and to the apples above described; but more evidence is requisite before the possibility of the production of graft-hybrids can be fully admitted. Although it is at present impossible to arrive at any certain conclusion with respect to the origin of these remarkable trees, the various facts above given appear to me to deserve attention under several points of view, more especially as showing that the power of reversion is inherent in Buds.

On the direct or immediate action of the Male Element on the Mother Form.—Another remarkable class of facts must be here considered, because they have been supposed to account for some cases of bud-variation: I refer to the direct action of the male element, not in the ordinary way on the ovules, but on certain parts of the female plant, or in the case of animals on the subsequent progeny of the female by a second male. I may premise that with plants the ovarium and the coats of the ovules are obviously parts of the female, and it could not have been anticipated that they would be affected by the pollen of a foreign variety or species, although the development of the embryo, within the embryonic sack, within the ovule, within the ovarium, of course depends on the male element.

Even as long ago as 1729 it was observed¹¹⁶ that white and blue varieties of the Pea, when planted near each other, mutually crossed, no doubt through the agency of bees, and in the autumn blue and white peas were found within the same pods. Wiegmann made an exactly similar observation in the present century. The same result has followed several times when a variety with peas of one colour has been artificially crossed by a differently-coloured variety.¹¹⁷ These statements led Gärtner, who was highly sceptical on the subject, carefully to try a long series of experiments: he selected the most constant varieties, and the result conclusively showed that the colour of the skin of the pea is modified when pollen of a differently coloured variety is used. This conclusion has since been confirmed by experiments made by the Rev. J. M. Berkeley.¹¹⁸

Mr. Laxton of Stamford, whilst making experiments on peas for the express purpose of ascertaining the influence of foreign pollen on the mother-plant, has recently¹¹⁹ observed an important additional fact. He fertilised the Tall Sugar pea, which bears very thin green pods, becoming brownish-

¹¹⁶ 'Philosophical Transact.,' vol. xliii., 1744-45, p. 325.

¹¹⁷ Mr. Swayne, in 'Transact. Hort. Soc.,' vol. v. p. 234; and Gärtner, 'Bas-

tarderzeugung,' 1849, s. 81 and 499.

¹¹⁸ 'Gärt. Chron.,' 1854, p. 404.

¹¹⁹ *Ibid.*, 1866, p. 900.

white when dry, with pollen of the Purple-podded pea, which, as its name expresses, has dark-purple pods with very thick skin, becoming pale reddish-purple when dry. Mr. Laxton has cultivated the tall sugar-pea during twenty years, and has never seen or heard of it producing a purple pod; nevertheless, a flower fertilised by pollen from the purple-pod yielded a pod clouded with purplish-red, which Mr. Laxton kindly gave to me. A space of about two inches in length towards the extremity of the pod, and a smaller space near the stalk, were thus coloured. On comparing the colour with that of the purple-pod, both pods having been first dried and then soaked in water, it was found to be identically the same; and in both the colour was confined to the cells lying immediately beneath the outer skin of the pod. The valves of the crossed pod were also decidedly thicker and stronger than those of the pods of the mother-plant, but this may have been an accidental circumstance, for I know not how far their thickness in the Tall Sugar-pea is a variable character.

The peas of the Tall Sugar-pea, when dry, are pale greenish-brown, thickly covered with dots of dark purple so minute as to be visible only through a lens, and Mr. Laxton has never seen or heard of this variety producing a purple pea; but in the crossed pod one of the peas was of a uniform beautiful violet-purple tint, and a second was irregularly clouded with pale purple. The colour lies in the outer of the two coats which surround the pea. As the peas of the purple-podded variety when dry are of a pale greenish-buff, it would at first appear that this remarkable change of colour in the peas in the crossed pod could not have been caused by the direct action of the pollen of the purple-pod: but when we bear in mind that this latter variety has purple flowers, purple marks on its stipules, and purple pods; and that the Tall sugar-pea likewise has purple flowers and stipules, and microscopically minute purple dots on the peas, we can hardly doubt that the tendency to the production of purple in both parents has in combination modified the colour of the peas in the crossed pod. After having examined these specimens, I crossed the same two varieties, and the peas in one pod, but not the pods themselves, were clouded and tinted with purplish-red in a much more conspicuous manner than the peas in the uncrossed pods produced at the same time by the same plants. I may notice as a caution that Mr. Laxton sent me various other crossed peas slightly, or even greatly, modified in colour; but the change in these cases was due, as had been suspected by Mr. Laxton, to the altered colour of the cotyledons, seen through the transparent coats of the peas; and as the cotyledons are parts of the embryo, these cases are not in any way remarkable.

Turning now to the genus *Matthiola*. The pollen of one kind of stock sometimes affects the colour of the seeds of another kind, used as the mother-plant. I give the following case the more readily, as Gärtner doubted similar statements with respect to the stock previously made by other observers. A well-known horticulturist, Major Trevor Clarke, informs me¹²⁹ that the seeds of the large red-flowered *biennial* stock

¹²⁹ See also a paper by this observer, read before the International Hort. and Bot. Congress of London, 1866.

(*Matthiola annua*; *Coeur-deau* of the French) are light brown, and those of the purple branching Queen stock (*M. incana*) are violet-black; and he found that, when flowers of the red stock were fertilised by pollen from the purple stock, they yielded about fifty per cent. of black seeds. He sent me four pods from a red-flowered plant, two of which had been fertilised by their own pollen, and they included pale brown seed; and two which had been crossed by pollen from the purple kind, and they included seeds all deeply tinged with black. These latter seeds yielded purple-flowered plants like their father; whilst the pale brown seeds yielded normal red-flowered plants; and Major Clarke, by sowing similar seeds, has observed on a greater scale the same result. The evidence in this case of the direct action of the pollen of one species on the colour of the seeds of another species appears to me conclusive.

In the foregoing cases, with the exception of that of the purple-podded pea, the coats of the seeds alone have been affected in colour. We shall now see that the ovarium itself, whether forming a large fleshy fruit or a mere thin envelope, may be modified by foreign pollen, in colour, flavour, texture, size, and shape.

The most remarkable instance, because carefully recorded by highly competent authorities, is one of which I have seen an account in a letter written, in 1867, by M. Naudin to Dr. Hooker. M. Naudin states that he has seen fruit growing on *Chamerops humilis*, which had been fertilised by M. Denis with pollen from the Phoenix or date-palm. The fruit or drupe thus produced was twice as large as, and more elongated than, that proper to the *Chamerops*; so that it was intermediate in these respects, as well as in texture, between the fruit of the two parents. These hybridised seeds germinated, and produced young plants likewise intermediate in character. This case is the more remarkable as the *Chamerops* and Phoenix belong not only to distinct genera, but in the estimation of some botanists to distinct sections of the family.

Gallesio¹²¹ fertilised the flowers of an orange with pollen from the lemon; and one fruit thus produced bore a longitudinal stripe of peel having the colour, flavour, and other characters of the lemon. Mr. Anderson¹²² fertilised a green-fleshed melon with pollen from a scarlet-fleshed kind; in two of the fruits "a sensible change was perceptible; and four other fruits were somewhat altered both internally and externally." The seeds of the two first-mentioned fruits produced plants partaking of the good properties of both parents. In the United States, where Cucurbitaceæ are largely cultivated, it is the popular belief¹²³ that the fruit is thus directly affected by foreign pollen; and I have received a similar statement with respect to

¹²¹ 'Traité du Citrus,' p. 40.

¹²² Prof. Asa Gray, 'Proc. Acad. Sc.,'

¹²³ 'Transact. Hort. Soc.,' vol. iv. p. Boston, vol. iv., 1860, p. 21.

the cucumber in England. It is known that grapes have been thus affected in colour, size, and shape: in France a pale-coloured grape had its juice tinted by the pollen of the dark-coloured Teinturier; in Germany a variety bore berries which were affected by the pollen of two adjoining kinds; some of the berries being only partially affected or mottled.¹²⁴ As long ago as 1751¹²⁵ it was observed that, when differently coloured varieties of maize grow near each other, they mutually affect each other's seeds, and this is now a popular belief in the United States. Dr. Savi¹²⁶ tried the experiment with care: he sowed yellow and black-seeded maize together, and on the same ear some of the seeds were yellow, some black, and some mottled,¹²⁷ the differently coloured seeds being arranged in rows or irregularly. Mr. Sabine states¹²⁸ that he has seen the form of the nearly globular seed-capsule of *Amaryllis vittata* altered by the application of the pollen of another species, of which the capsule has gibbous angles. Mr. J. Anderson Henry¹²⁹ crossed *Rhododendron Dulhousei* with the pollen of *R. Nuttallii*, which is one of the largest-flowered and noblest species of the genus. The largest pod produced by the former species, when fertilised with its own pollen, measured 1½ inch in length and 1¼ in girth; whilst three of the pods which had been fertilised by pollen of *R. Nuttallii* measured 1½ inch in length and no less than 2 inches in girth. Here we see the effect of foreign pollen apparently confined to increasing the size of the ovarium; but we must be cautious in assuming, as the following case shows, that in this instance size has been directly transferred from the male parent to the capsule of the female plant. Mr. Henry fertilised *Arabis blepharophylla* with pollen of *A. Seyeri*, and the pods thus produced, of which he was so kind as to send me detailed measurements and sketches, were much larger in all their dimensions than those naturally produced by either the male or female parent-species. In a future chapter we shall see

¹²⁴ For the French case, see 'Proc. Hort. Soc.' vol. i. new series, 1866, p. 50. For Germany, see M. Jack, quoted in Henfrey's 'Botanical Gazette,' vol. i. p. 277. A case in England has recently been alluded to by the Rev. J. M. Berkeley before the Hort. Soc. of London.

¹²⁵ 'Philosophical Transactions,' vol. xlvii, 1751-52, p. 206.

¹²⁶ Gallezio, 'Teoria della Riproduzione,' 1816, p. 95.

¹²⁷ It may be worth while to call attention to the several means by which flowers and fruit become striped or mottled. Firstly, by the direct action of the pollen of another variety or species, as with the above-given cases of oranges and maize. Secondly, in crosses of the first generation, when the colours of the two parents do not readily unite,

as in the cases of *Mirabilis* and *Dianthus* given a few pages back. Thirdly, in crossed plants of a subsequent generation, by reversion, through either bud or seminal generation. Fourthly, by reversion to a character not originally gained by a cross, but which had long been lost, as with white-flowered varieties, which we shall hereafter see often become striped with some other colour. Lastly, there are cases, as when peaches are produced with a half or quarter of the fruit like a nectarine, in which the change is apparently due to mere variation, through either bud or seminal generation.

¹²⁸ 'Transact. Hort. Soc.,' vol. v. p. 69.

¹²⁹ 'Journal of Horticulture,' Jan. 20, 1863, p. 46.

that the organs of vegetation in hybrid plants, independently of the character of either parent, are sometimes developed to a monstrous size; and the increased size of the pods in the foregoing cases may be an analogous fact.

No case of the direct action of the pollen of one variety on another is better authenticated or more remarkable than that of the common apple. The fruit here consists of the lower part of the calyx and of the upper part of the flower-peduncle¹³⁰ in a metamorphosed condition, so that the effect of the foreign pollen has extended even beyond the limits of the ovarium. Cases of apples thus affected were recorded by Bradley in the early part of the last century; and other cases are given in old volumes of the Philosophical Transactions;¹³¹ in one of these a Russeting apple and an adjoining kind mutually affected each other's fruit; and in another case a smooth apple affected a rough-coated kind. Another instance has been given¹³² of two very different apple-trees growing close to each other, which bore fruit resembling each other, but only on the adjoining branches. It is, however, almost superfluous to adduce these or other cases, after that of the St. Valery apple, which, from the abortion of the stamens, does not produce pollen, but, being annually fertilised by the girls of the neighbourhood with pollen of many kinds, bears fruit, "differing from each other in size, flavour, and colour, but resembling in character the hermaphrodite kinds by which they have been fertilised."¹³³

I have now shown, on the authority of several excellent observers, in the case of plants belonging to widely different orders, that the pollen of one species or variety, when applied to a distinct form, occasionally causes the coats of the seeds and the ovarium or fruit, including even in one instance the calyx and upper part of the peduncle of the mother-plant, to become modified. Sometimes the whole of the ovarium or all the seeds are thus affected; sometimes only a certain number of the seeds, as in the case of the pea, or only a part of the ovarium, as with the striped orange, mottled grapes and maize, are thus affected. It must not be supposed that any direct or immediate effect invariably follows the use of foreign pollen: this is far from being the case; nor is it known on what conditions the result depends. Mr. Knight¹³⁴ expressly states that he has never seen

¹³⁰ See on this head the high authority of Prof. Decaisne, in a paper translated in 'Proc. Hort. Soc.,' vol. i. new series, 1866, p. 48.

¹³¹ Vol. xliii., 1744-45, p. 525; vol. xlv., 1747-48, p. 602.

¹³² 'Transact. Hort. Soc.,' vol. v. pp. 63 and 68. Pavis also has collected ('De la Dégénération,' 1837, p. 36)

several other instances; but it is not in all cases possible to distinguish between the direct action of foreign pollen and bud-variations.

¹³³ T. de Clermont-Tonnerre, in 'Mém. de la Soc. Linn. de Paris,' tom. iii., 1825, p. 164.

¹³⁴ 'Transact. of Hort. Soc.,' vol. v. p. 68.

the fruit thus affected, though he has crossed thousands of apple and other fruit-trees. There is not the least reason to believe that a branch which has borne seed or fruit directly modified by foreign pollen is itself affected, so as subsequently to produce modified buds: such an occurrence, from the temporary connection of the flower with the stem, would be hardly possible. Hence but very few, if any, of the cases of sudden modifications in the fruit of trees, given in the early part of this chapter, can be accounted for by the action of foreign pollen; for such modified fruits have commonly been afterwards propagated by budding or grafting. It is also obvious that changes of colour in the flower which necessarily supervene long before it is ready for fertilisation, and changes in the shape or colour of the leaves, can have no relation to the action of foreign pollen: all such cases must be attributed to simple bud-variation.

The proofs of the action of foreign pollen on the mother-plant have been given in considerable detail, because this action, as we shall see in a future chapter, is of the highest theoretical importance, and because it is in itself a remarkable and apparently anomalous circumstance. That it is remarkable under a physiological point of view is clear, for the male element not only affects, in accordance with its proper function, the germ, but the surrounding tissues of the mother-plant. That the action is anomalous in appearance is true, but hardly so in reality, for apparently it plays the same part in the ordinary fertilisation of many flowers. Gärtner has shown,¹²⁸ by gradually increasing the number of pollen-grains until he succeeded in fertilising a *Malva*, that many grains are expended in the development, or, as he expresses it, in the satiation, of the pistil and ovarium. Again, when one plant is fertilised by a widely distinct species, it often happens that the ovarium is fully and quickly developed without any seeds being formed, or the coats of the seeds are developed without an embryo being formed within. Dr. Hildebrand also has lately shown in a valuable paper¹²⁹ that, with several *Orchidææ*, the action of the plant's own

¹²⁸ 'Beitrage zur Kenntniss der Befruchtung,' 1844, s. 347-351.

¹²⁹ 'Die Fruchtbildung der Orchideen, ein Beweis für die doppelte Wir-

kung des Pollen,' *Botanische Zeitung*, No. 44 et seq., Oct. 30, 1863; and 1865, s. 249.

pollen is necessary for the development of the ovarium, and that this development takes place not only long before the pollen-tubes have reached the ovules, but even before the placentæ and ovules have been formed; so that with these orchids the pollen apparently acts directly on the ovarium. On the other hand, we must not overrate the efficacy of pollen in this respect; for in the case of hybridised plants it might be argued that an embryo had been formed and had affected the surrounding tissues of the mother-plant before it perished at a very early age. Again, it is well known that with many plants the ovarium may be fully developed, though pollen be wholly excluded. And lastly, Mr. Smith, the late Curator at Kew (as I hear through Dr. Hooker), observed the singular fact with an orchid, the *Bonatea speciosa*, the development of the ovarium could be effected by mechanical irritation of the stigma. Nevertheless, from the number of the pollen-grains expended "in the satiation of the ovarium and pistil,"—from the generality of the formation of the ovarium and seed-coats in sterile hybridised plants,—and from Dr. Hildebrand's observations on orchids, we may admit that in most cases the swelling of the ovarium, and the formation of the seed-coats, are at least aided, if not wholly caused, by the direct action of the pollen, independently of the intervention of the fertilised germ. Therefore, in the previously-given cases we have only to add to our belief in the power of the plant's own pollen on the development of the ovarium and seed-coats, its further power, when applied to a distinct species or variety, of influencing the shape, size, colour, texture, &c., of these same parts.

Turning now to the animal kingdom. If we could imagine the same flower to yield seeds during successive years, then it would not be very surprising that a flower of which the ovarium had been modified by foreign pollen should next year produce, when self-fertilised, offspring modified by the previous male influence. Closely analogous cases have actually occurred with animals. In the case often quoted from Lord Morton,¹³⁷ a nearly purely-bred, Arabian, chesnut mare bore a hybrid to a quagga; she was subsequently sent to Sir Gore Ouseley, and produced

¹³⁷ 'Philos. Transact.,' 1821, p. 20.

two colts by a black Arabian horse. These colts were partially dun-coloured, and were striped on the legs more plainly than the real hybrid, or even than the quagga. One of the two colts had its neck and some other parts of its body plainly marked with stripes. Stripes on the body, not to mention those on the legs, and the dun-colour, are extremely rare,—I speak after having long attended to the subject,—with horses of all kinds in Europe, and are unknown in the case of Arabians. But what makes the case still more striking is that the hair of the mane in these colts resembled that of the quagga, being short, stiff, and upright. Hence there can be no doubt that the quagga affected the character of the offspring subsequently begot by the black Arabian horse. With respect to the varieties of our domesticated animals, many similar and well-authenticated facts have been published,¹³⁸ and others have been communicated to me, plainly showing the influence of the first male on the progeny subsequently borne by the mother to other males. It will suffice to give a single instance, recorded in the 'Philosophical Transactions,' in a paper following that by Lord Morton: Mr. Giles put a sow of Lord Western's black and white Essex breed to a wild boar of a deep chesnut colour; and the "pigs produced partook in appearance of both boar and sow, but in some the chesnut colour of the boar strongly prevailed." After the boar had long been dead, the sow was put to a boar of her own black and white breed,—a kind which is well known to breed very true and never to show any chesnut colour,—yet from this union the sow produced some young pigs which were plainly marked with the same chesnut tint as in the first litter. Similar cases have so frequently occurred, that careful breeders avoid putting a choice female to an inferior male on account of the injury to her subsequent progeny which may be expected to follow.

¹³⁸ Dr. Alex. Harvey on 'A remarkable Effect of Cross-breeding,' 1851. On the 'Physiology of Breeding,' by Mr. Reginald Orton, 1855. 'Intermarriage,' by Alex. Walker, 1837. 'L'Hérédité Naturelle,' by Dr. Prosper Lucas, tom. ii. p. 58. Mr. W. Sedgwick in 'British and Foreign Medico-Chirurgical Review,' 1863, July, p. 183. Bronn, in his 'Geschichte der Natur,' 1843, B. ii. s. 127,

has collected several cases with respect to mares, sows, and dogs. Mr. W. C. L. Martin ('History of the Dog,' 1845, p. 104) says he can personally vouch for the influence of the male parent of the first litter on the subsequent litters by other fathers. A French poet, Jacques Savary, who wrote in 1665 on dogs, was aware of this singular fact.

Some physiologists have attempted to account for these remarkable results from a first impregnation by the close attachment and freely intercommunicating blood-vessels between the modified embryo and the mother. But it is a most improbable hypothesis that the mere blood of one individual should affect the reproductive organs of another individual in such a manner as to modify the subsequent offspring. The analogy from the direct action of foreign pollen on the ovarium and seed-coats of the mother-plant strongly supports the belief that the male element acts directly on the reproductive organs of the female, wonderful as is this action, and not through the intervention of the crossed embryo. With birds there is no such close connection between the embryo and mother as in the case of mammals: yet a careful observer, Dr. Chapuis, states¹³⁹ that with pigeons the influence of a first male sometimes makes itself perceived in the succeeding broods; but this statement, before it can be fully trusted, requires confirmation.

Conclusion and Summary of the Chapter.—The facts given in the latter half of this chapter are well worthy of consideration, as they show us in how many extraordinary modes one organic form may lead to the modification of another, and often without the intervention of seminal reproduction. There is ample evidence, as we have just seen, that the male element may either directly affect the structure of the female, or in the case of animals lead to the modification of her offspring. There is a considerable but insufficient body of evidence showing that the tissues of two plants may unite and form a bud having a blended character; or again, that buds inserted into a stock may affect all the buds subsequently produced by this stock. Two embryos, differing from each other and contained in the same seed, may cohere and form a single plant. Offspring from a cross between two species or varieties may in the first or in a succeeding generation revert in various degrees by bud-variation to their parent-forms; and this reversion or segregation of character may affect the whole flower, fruit, or leaf-bud, or only the half or smaller segment, or a single organ. In some cases this segregation of character apparently depends on some

¹³⁹ 'Le Pigeon Voyageur Belge,' 1865, p. 59.

incapacity of union rather than on reversion, for the flowers or fruit which are first produced display by segments the characters of both parents. In the *Cytisus adami* and the Bizzarria orange, whatever their origin may have been, the two parent species occur blended together under the form of a sterile hybrid, or reappear with their characters perfect and their reproductive organs effective; and these trees, retaining the same sportive character, can be propagated by buds. These various facts ought to be well considered by any one who wishes to embrace under a single point of view the various modes of reproduction by gemmation, division, and sexual union, the reparation of lost parts, variation, inheritance, reversion, and other such phenomena. In a chapter towards the close of the following volume I shall attempt to connect these facts together by a provisional hypothesis.

In the early half of this chapter I have given a long list of plants in which through bud-variation, that is, independently of reproduction by seed, the fruit has suddenly become modified in size, colour, flavour, hairiness, shape, and time of maturity; flowers have similarly changed in shape, colour, and doubleness, and greatly in the character of the calyx; young branches or shoots have changed in colour, in bearing spines, and in habit of growth, as in climbing and weeping; leaves have changed in colour, variegation, shape, period of unfolding, and in their arrangement on the axis. Buds of all kinds, whether produced on ordinary branches or on subterranean stems, whether simple or, as in tubers and bulbs, much modified and supplied with a stock of nutriment, are all liable to sudden variations of the same general nature.

In the list, many of the cases are certainly due to reversion to characters not acquired from a cross, but which were formerly present, and have been lost for a longer or shorter period of time;—as when a bud on a variegated plant produces plain leaves, or when variously-coloured flowers on the *Chrysanthemum* revert to the aboriginal yellow tint. Many other cases included in the list are probably due to the plants being of crossed parentage, and to the buds reverting to one of the two parent-forms. In illustration of the origin of *Cytisus adami*, several cases were given of partial or complete reversion, both

with hybrid and mongrel plants; hence we may suspect that the strong tendency in the Chrysanthemum, for instance, to produce by bud-variation differently-coloured flowers, results from the varieties formerly having been intentionally or accidentally crossed; and that their descendants at the present day still occasionally revert by buds to the colours of the more persistent parent-varieties. This is almost certainly the case with Rollisson's Unique Pelargonium; and so it may be to a large extent with the bud-varieties of the Dahlia and with the "broken colours" of Tulips.

Many cases of bud-variation, however, cannot be attributed to reversion, but to spontaneous variability, such as so commonly occurs with cultivated plants when raised from seed. As a single variety of the Chrysanthemum has produced by buds six other varieties, and as one variety of the gooseberry has borne at the same time four distinct varieties of fruit, it is scarcely possible to believe that all these variations are reversions to former parents. We can hardly believe, as remarked in a previous chapter, that all the many peaches which have yielded nectarine-buds are of crossed parentage. Lastly, in such cases as that of the moss-rose with its peculiar calyx, and of the rose which bears opposite leaves, in that of the *Imatophyllum*, &c., there is no known natural species or seedling variety, from which the characters in question could have been derived by crossing. We must attribute all such cases to actual variability in the buds. The varieties which have thus arisen cannot be distinguished by any external character from seedlings; this is notoriously the case with the varieties of the Rose, Azalea, and many other plants. It deserves notice that all the plants which have yielded bud-variations have likewise varied greatly by seed.

These plants belong to so many orders that we may infer that almost every plant would be liable to bud-variation if placed under the proper exciting conditions. These conditions, as far as we can judge, mainly depend on long-continued and high cultivation; for almost all the plants in the foregoing lists are perennials, and have been largely propagated in many soils and under different climates, by cuttings, offsets, bulbs, tubers, and especially by budding or grafting. The instances of annuals varying by buds, or producing on the same plant differ-

ently coloured flowers, are comparatively rare: Hopkirk¹⁴⁰ has seen this with *Convolvulus tricolor*; and it is not rare with the Balsam and annual Delphinium. According to Sir R. Schomburgk, plants from the warmer temperate regions, when cultivated under the hot climate of St. Domingo, are eminently liable to bud-variation; but change of climate is by no means a necessary contingent, as we see with the gooseberry, currant, and some others. Plants living under their natural conditions are very rarely subject to bud-variation: variegated and coloured leaves have, however, been occasionally observed; and I have given an instance of the variation of buds on an ash-tree; but it is doubtful whether any tree planted in ornamental grounds can be considered as living under strictly natural conditions. Gärtner has seen white and dark-red flowers produced from the same root of the wild *Achillea millefolium*; and Prof. Caspary has seen *Viola lutea*, in a completely wild condition, bearing flowers of different colours and sizes.¹⁴¹

As wild plants are so rarely liable to bud-variation, whilst highly cultivated plants long propagated by artificial means have yielded by this form of reproduction many varieties, we are led through a series such as the following,—namely, all the eyes in the same tuber of the potato varying in the same manner,—all the fruit on a purple plum-tree suddenly becoming yellow,—all the fruit on a double-flowered almond suddenly becoming peach-like,—all the buds on grafted trees being in some very slight degree affected by the stock on which they have been worked,—all the flowers on a transplanted heartsease changing for a time in colour, size, and shape,—we are led through such facts to look at every case of bud-variation as the direct result of the particular conditions of life to which the plant has been exposed. But if we turn to the other end of the series, namely, to such cases as that of a peach-tree which, after having been cultivated by tens of thousands during many years in many countries, and after having annually produced thousands of buds, all of which have apparently been exposed to precisely the same conditions, yet at last suddenly produces a single bud with its whole character greatly transformed, we are driven to an opposite

¹⁴⁰ 'Flora Anomala,' p. 164.

¹⁴¹ 'Schriften der Phys.-Ökon. Gesell. zu Königsberg,' Band vi., Feb. 3, 1865, s. 4.

conclusion. In such cases as the latter it would appear that the transformation stands in no *direct* relation to the conditions of life.

We have seen that varieties produced from seeds and from buds resemble each other so closely in general appearance, that they cannot possibly be distinguished. Just as certain species and groups of species, when propagated by seed, are more variable than other species or genera, so it is in the case of certain bud-varieties. Thus the Queen of England Chrysanthemum has produced by this latter process no less than six, and Rollisson's Unique Pelargonium four distinct varieties; moss-roses have also produced several other moss-roses. The Rosaceæ have varied by buds more than any other group of plants; but this may be in large part due to so many members having been long cultivated; but within this one group, the peach has often varied by buds, whilst the apple and pear, both grafted trees extensively cultivated, have afforded, as far as I can ascertain, extremely few instances of bud-variation.

The law of analogous variation holds good with varieties produced by buds, as with those produced from seed: more than one kind of rose has sported into a moss-rose; more than one kind of camellia has assumed an hexagonal form; and at least seven or eight varieties of the peach have produced nectarines.

The laws of inheritance seem to be nearly the same with seminal and bud-varieties. We know how commonly reversion comes into play with both, and it may affect the whole, or only segments, of a leaf, flower, or fruit. When the tendency to reversion affects many buds on the same tree, it becomes covered with different kinds of leaves, flowers, or fruit; but there is reason to believe that such fluctuating varieties have generally arisen from seed. It is well known that, out of a number of seedling varieties, some transmit their character much more truly by seed than others; so with bud-varieties some retain their character by successive buds more truly than others; of which instances have been given with two kinds of variegated *Euonymus* and with certain kinds of tulips. Notwithstanding the sudden production of bud-varieties, the characters thus acquired are sometimes capable of transmission by seminal reproduction: Mr. Rivers has found that moss-roses generally

reproduce themselves by seed; and the mossy character has been transferred by crossing, from one species of rose to another. The Boston nectarine, which appeared as a bud-variation, produced by seed a closely allied nectarine. We have however seen, on the authority of Mr. Salter, that seed taken from a branch with leaves variegated through bud-variation, transmits this character very feebly; whilst many plants, which became variegated as seedlings, transmit variegation to a large proportion of their progeny.

Although I have been able to collect a good many cases of bud-variation, as shown in the previous lists, and might probably, by searching foreign horticultural works, have collected more cases, yet their total number is as nothing in comparison with that of seminal varieties. With seedlings raised from the more variable cultivated plants, the variations are almost infinitely numerous, but their differences are generally slight: only at long intervals of time a strongly marked modification appears. On the other hand, it is a singular and inexplicable fact that, when plants vary by buds, the variations, though they occur with comparative rarity, are often, or even generally, strongly pronounced. It struck me that this might perhaps be a delusion, and that slight changes often occurred in buds, but from being of no value were overlooked or not recorded. Accordingly I applied to two great authorities on this subject, namely, to Mr. Rivers with respect to fruit-trees, and to Mr. Salter with respect to flowers. Mr. Rivers is doubtful, but does not remember having noticed very slight variations in fruit-buds. Mr. Salter informs me that with flowers such do occur, but, if propagated, they generally lose their new character in the following year; yet he concurs with me that bud-variations usually at once assume a decided and permanent character. We can hardly doubt that this is the rule, when we reflect on such cases as that of the peach, which has been so carefully observed and of which such trifling seminal varieties have been propagated, yet this tree has repeatedly produced by bud-variation nectarines, and only twice (as far as I can learn) any other variety, namely, the Early and Late Grosse Mignonne peaches; and these differ from the parent-tree in hardly any character except the period of maturity.

To my surprise I hear from Mr. Salter that he brings the great principle of selection to bear on variegated plants propagated by buds, and has thus greatly improved and fixed several varieties. He informs me that at first a branch often produces variegated leaves on one side alone, and that the leaves are marked only with an irregular edging or with a few lines of white and yellow. To improve and fix such varieties, he finds it necessary to encourage the buds at the bases of the most distinctly marked leaves, and to propagate from them alone. By following with perseverance this plan during three or four successive seasons, a distinct and fixed variety can generally be secured.

Finally, the facts given in this chapter prove in how close and remarkable a manner the germ of a fertilised seed and the small cellular mass forming a bud resemble each other in function,—in their powers of inheritance with occasional reversion,—and in their capacity for variation of the same general nature, in obedience to the same laws. This resemblance, or rather identity, is rendered far more striking if the facts can be trusted which apparently render it probable that the cellular tissue of one species or variety, when budded or grafted on another, may give rise to a bud having an intermediate character. In this chapter we clearly see that variability is not necessarily contingent on sexual generation, though much more frequently its concomitant than on bud-reproduction. We see that bud-variability is not solely dependent on reversion or atavism to long-lost characters, or to those formerly acquired from a cross, but that it is often spontaneous. But when we ask ourselves what is the cause of any particular bud-variation, we are lost in doubt, being driven in some cases to look to the direct action of the external conditions of life as sufficient, and in other cases to feel a profound conviction that these have played a quite subordinate part, of not more importance than the nature of the spark which ignites a mass of combustible matter.

END OF VOL. I.

LONDON :
PRINTED BY W. CLOWES AND SONS, STAMFORD STREET,
AND CHANCING CROSS.

ALBEMARLE STREET, LONDON,
April, 1867.

MR. MURRAY'S
GENERAL LIST OF WORKS.

- ALBERT'S (PAISCK) SPEECHES AND ADDRESSES ON PUBLIC OCCASIONS; with an Introduction giving some Outline of his Character. Portrait. Svo. 10s. 6d.; or *Popular Edition*. Portrait. Fcap. Svo. 1s.
- ABBOTT'S (REV. J.) Philip Musgrave; or, Memoirs of a Church of England Missionary in the North American Colonies. Post Svo. 2s.
- ABERCROMBIE'S (JOHN) Enquiries concerning the Intellectual Powers and the Investigation of Truth. 14th Edition. Fcap. Svo. 6s. 6d.
- Philosophy of the Moral Feelings. 13th Edition. Fcap. Svo. 4s.
- ACLAND'S (REV. CHARLES) Popular Account of the Manners and Customs of India. Post Svo. 2s.
- ÆSOP'S FABLES. A New Translation. With Historical Preface. By REV. THOMAS JAMES. With 100 Woodcuts, by TENNIEL and WOLF. 20th Thousand. Post Svo. 2s. 6d.
- AGRICULTURAL (THE) JOURNAL. Of the Royal Agricultural Society of England. Svo. *Published half-yearly*.
- AIDS TO FAITH: a Series of Theological Essays. By various Writers. Edited by WILLIAM THOMSON, D.D., Archbishop of York. Svo. 2s.
- AMBER-WITCH (THE). The most interesting Trial for Witchcraft ever known. Translated from the German by LADY DUFF GORDON. Post Svo. 2s.
- ARCHITECTURE OF AHMEDABAD, with Historical Sketch and Architectural Notes by T. C. HOPE, and JAMES FERGUSON, F.R.S. With 2 Maps, 120 Photographs, and 21 Woodcuts. 4to. 5l. 5s.
- BEJAPOOR, with Historical Sketch and Architectural Essay by COL. MEADOWS TAYLOR and JAS. FERGUSON. With 2 Maps, 75 Photographs, and 13 Woodcuts. Folio. 10l. 10s. *
- DHARWAR and MYSORE. With Historical Sketch and Architectural Essay by COL. MEADOWS TAYLOR and JAS. FERGUSON. With 2 Maps, 100 Photographs, and numerous Woodcuts. Folio. 12l. 12s.
- ARMY LIST (THE). *Published Monthly by Authority*. 18mo. 1s. 6d.
- ARTHUR'S (LITTLE) History of England. By LADY CALLOTT. *New Edition, continued to 1861*. Woodcuts. Fcap. Svo. 2s. 6d.
- ATKINSON'S (MRS.) Recollections of Tartar Steppes and their Inhabitants. Illustrations. Post Svo. 12s.
- AUNT IDA'S Walks and Talks; a Story Book for Children. By a LADY. Woodcuts. 16mo. 5s.

- AUSTIN'S (JOHN) LECTURES ON JURISPRUDENCE; or, the Philosophy of Positive Law. 2 Vols. 8vo. 20s.
- (SARAH) Fragments from German Prose Writers. With Biographical Notes. Post 8vo. 10s.
- ADMIRALTY PUBLICATIONS; Issued by direction of the Lords Commissioners of the Admiralty:—
- A MANUAL OF SCIENTIFIC ENQUIRY, for the Use of Travellers. Edited by Sir JOHN F. HERSCHEL, and Rev. ROBERT MAIN. Third Edition. Woodcuts. Post 8vo. 9s.
- AIRY'S ASTRONOMICAL OBSERVATIONS MADE AT GREENWICH, 1835 to 1847. Royal 4to. 50s. each.
- ASTRONOMICAL RESULTS, 1848 to 1858. 4to. 8s. each.
- APPENDICES TO THE ASTRONOMICAL OBSERVATIONS.
- 1852.—I. Bessel's Refraction Tables.
II. Tables for converting Errors of R.A. and N.P.D. into Errors of Longitude and Elliptic P.D. } 8s.
- 1857.—I. Logarithms of Sines and Cosines to every Ten Seconds of Time.
II. Table for converting Sidereal into Mean Solar Time. } 8s.
- 1842.—Catalogue of 1439 Stars. 8s.
- 1845.—Longitude of Valencia. 8s.
- 1847.—Twelve Years' Catalogue of Stars. 14s.
- 1851.—Maskelyne's Ledger of Stars. 6s.
- 1852.—I. Description of the Transit Circle. 5s.
II. Regulations of the Royal Observatory. 2s.
- 1853.—Bessel's Refraction Tables. 8s.
- 1854.—I. Description of the Zenith Tube. 3s.
II. Six Years' Catalogue of Stars. 10s.
- 1856.—Description of the Galvanic Apparatus at Greenwich Observatory. 8s.
- 1862.—I. Seven Years' Catalogue of Stars. 10s.
II. Plan of the Building and Ground of the Royal Observatory, Greenwich. } 3s.
III. Longitude of Valencia.
- MAGNETICAL AND METEOROLOGICAL OBSERVATIONS. 1840 to 1847. Royal 4to. 50s. each.
- ASTRONOMICAL, MAGNETICAL, AND METEOROLOGICAL OBSERVATIONS, 1848 to 1864. Royal 4to. 50s. each.
- ASTRONOMICAL RESULTS, 1848 to 1864. 4to.
- MAGNETICAL AND METEOROLOGICAL RESULTS, 1848 to 1864. 4to. 8s. each.
- REDUCTION OF THE OBSERVATIONS OF PLANETS, 1750 to 1830. Royal 4to. 50s.
- LUNAR OBSERVATIONS, 1750 to 1830. 2 Vols. Royal 4to. 50s. each.
1831 to 1831. 4to. 20s.
- BERNOULLI'S SEXCENTENARY TABLE. London, 1779. 4to.
- BESSEL'S AUXILIARY TABLES FOR HIS METHOD OF CLEARING LUNAR DISTANCES. 8vo.
- FUNDAMENTA ASTRONOME: *Supplementii*, 1818. Folio. 60s.
- BIRD'S METHOD OF CONSTRUCTING MURAL QUADRANTS. London, 1768. 4to. 2s. 6d.
- METHOD OF DIVIDING ASTRONOMICAL INSTRUMENTS. London, 1767. 4to. 2s. 6d.
- COOK, KING, AND BAYLY'S ASTRONOMICAL OBSERVATIONS. London, 1782. 4to. 21s.

ADMIRALTY PUBLICATIONS—continued.

- ENCKE'S BERLINER JAHRBUCH, for 1830. Berlin, 1828. 8vo. 2s.
 GROOMBRIDGE'S CATALOGUE OF CIRCUMPOLAR STARS.
 4to. 10s.
 HANSEN'S TABLES DE LA LUNE. 4to. 20s.
 HARRISON'S PRINCIPLES OF HIS TIME-KEEPER. PLATES
 1757. 4to. 5s.
 HUTTON'S TABLES OF THE PRODUCTS AND POWERS OF
 NUMBERS. 1781. Folio. 7s. 6d.
 LAX'S TABLES FOR FINDING THE LATITUDE AND LONGI-
 TUDE. 1821. 8vo. 10s.
 LUNAR OBSERVATIONS at GREENWICH. 1783 to 1819. Compared
 with the Tables, 1821. 4to. 7s. 6d.
 MASKELYNE'S ACCOUNT OF THE GOING OF HARRISON'S
 WATCH. 1767. 4to. 2s. 6d.
 MAYER'S DISTANCES of the MOON'S CENTRE from the
 PLANETS. 1822, 3s.; 1823, 4s. 6d. 1824 to 1835, 8vo. 4s. each.
 ——— THEORIA LUNÆ JUXTA SYSTEMA NEWTONIANUM.
 4to. 2s. 6d.
 ——— TABLE MOTUUM SOLIS ET LUNÆ. 1770. 4to. 6s.
 ——— ASTRONOMICAL OBSERVATIONS MADE AT GOT-
 TINGEN, from 1756 to 1761. 1825. Folio. 7s. 6d.
 NAUTICAL ALMANACS, from 1767 to 1870. 8vo. 2s. 6d. each.
 ——— SELECTIONS FROM THE ADDITIONS
 up to 1812. 8vo. 5s. 1834-55. 8vo. 5s.
 ——— SUPPLEMENTS, 1828 to 1833, 1837 and 1838.
 8vo. 2s. each.
 ——— TABLE requisite to be used with the N.A.
 1781. 8vo. 5s.
 FONDS'S ASTRONOMICAL OBSERVATIONS. 1811 to 1835. 4to. 21s.
 each.
 RAMSDEN'S ENGINE for DIVIDING MATHEMATICAL INSTRUMENTS.
 4to. 5s.
 ——— ENGINE for DIVIDING STRAIGHT LINES. 4to. 5s.
 SABINE'S PENDULUM EXPERIMENTS to DETERMINE THE FIGURE
 of the EARTH. 1825. 4to. 40s.
 SHEPHERD'S TABLES for CORRECTING LUNAR DISTANCES. 1772.
 Royal 4to. 21s.
 ——— TABLES, GENERAL, of the MOON'S DISTANCE
 from the SUN, and 10 STARS. 1787. Folio. 5s. 6d.
 TAYLOR'S SEXAGESIMAL TABLE. 1780. 4to. 15s.
 ——— TABLES OF LOGARITHMS. 4to. 21.
 TIARK'S ASTRONOMICAL OBSERVATIONS for the LONGITUDE
 of MADRASA. 1822. 4to. 5s.
 ——— CHRONOMETRICAL OBSERVATIONS for DIFFERENCES
 of LONGITUDE between DOVER, PORTSMOUTH, and PALMOUTH. 1822.
 4to. 5s.
 VENUS and JUPITER: OBSERVATIONS of, compared with the TABLES,
 London, 1822. 4to. 2s.
 WALES' AND BAYLY'S ASTRONOMICAL OBSERVATIONS.
 1771. 4to. 21s.
 WALES' REDUCTION OF ASTRONOMICAL OBSERVATIONS
 MADE IN THE SOUTHERN HEMISPHERE. 1764-1771. 1788. 4to.
 10s. 6d.

- BARBAULD'S (MRS.)** Hymns in Prose for Children. With 112 Original Designs. Small 4to. 5s. Or *Five Paper*, 7s. 6d.
- BARROW'S (SIR JOHN)** Autobiographical Memoir. From Early Life to Advanced Age. Portrait. 8vo. 16s.
- Life, Exploits, and Voyages of Sir Francis Drake. With numerous Original Letters. Post 8vo. 2s.
- BARRY'S (SIR CHARLES)** Life. By his son, Alfred Barry, D.D. With Portrait and Illustrations. 8vo.
- BATES' (H. W.)** Records of a Naturalist on the River Amazona during eleven years of Adventure and Travel. *Second Edition*. Illustrations. Post 8vo. 12s.
- BEEES AND FLOWERS.** Two Essays. By Rev. Thomas James. Reprinted from the "Quarterly Review." Fesp. 8vo. 1s. each.
- BERTHA'S** Journal during a Visit to her Uncle in England. Containing a Variety of Interesting and Instructive Information. *Seventh Edition*. Woodcuts. 12mo. 7s. 6d.
- BIRCH'S (SAMUEL)** History of Ancient Pottery and Porcelain: Egyptian, Assyrian, Greek, Roman, and Etruscan. With 200 Illustrations. 2 Vols. Medium 8vo. 42s.
- BLUNT'S (REV. J. J.)** Undesigned Coincidences in the Writings of the Old and New Testament, an Argument of their Veracity: containing the Books of Moses, Historical and Prophetical Scriptures, and the Gospels and Acts. *9th Edition*. Post 8vo. 6s.
- History of the Church in the First Three Centuries. *Third Edition*. Post 8vo. 7s. 6d.
- Parish Priest; His Duties, Acquirements and Obligations. *Fourth Edition*. Post 8vo. 7s. 6d.
- Lectures on the Right Use of the Early Fathers. *Second Edition*. 8vo. 15s.
- Plain Sermons Preached to a Country Congregation. *Second Edition*. 3 Vols. Post 8vo. 7s. 6d. each.
- Essays on various subjects. 8vo. 12s.
- BISSET'S (ANDREW)** History of the Commonwealth of England, from the Death of Charles I. to the Battle of Dunbar, 1645-50. Chiefly from the MSS. in the State Paper Office. 2 vols. 8vo. 15s. each.
- BERTRAM'S (JAS. G.)** Harvest of the Sea: a Contribution to the Natural and Economic History of British Food Fishes. With 50 Illustrations. 21s.
- BLAKISTON'S (CAPT.)** Narrative of the Expedition sent to explore the Upper Waters of the Yang-Tze. Illustrations. 8vo. 48s.
- BLOMFIELD'S (BISHOP)** Memoir, with Selections from his Correspondence. By his Son. *2nd Edition*. Portrait, post 8vo. 12s.
- BOOK OF COMMON PRAYER.** Illustrated with Coloured Borders, Initial Letters, and Woodcuts. A new edition. 8vo. 18s. cloth; 31s. 6d. calf; 36s. morocco

- BORROWS (GEORGE)** Bible in Spain; or the Journeys, Adventures, and Imprisonments of an Englishman in an Attempt to circulate the Scriptures in the Peninsula. 3 Vols. Post 8vo. 27s.; or *Popular Edition*, 18mo, 3s. 6d.
- Zincol, or the Gipsies of Spain; their Manners, Customs, Religion, and Language. 2 Vols. Post 8vo. 18s.; or *Popular Edition*, 18mo, 3s. 6d.
- Lavengro; The Scholar—The Gipsy—and the Priest. Portrait. 3 Vols. Post 8vo. 30s.
- Romney Rye; a Sequel to Lavengro. *Second Edition*. 2 Vols. Post 8vo. 21s.
- WILD WALES: its People, Language, and Scenery. *Popular Edition*. Post 8vo., 6s.
- BOSWELL'S (JAMES)** Life of Samuel Johnson, LL.D. Including the Tour to the Hebrides. Edited by Mr. CHORSE. Portraits. Royal 8vo. 10s.
- BRACE'S (C. L.)** History of the Races of the Old World. Post 8vo. 9s.
- BRAY'S (MRS.)** Life of Thomas Stothard, R.A. With Personal Reminiscences. Illustrated with Portrait and 60 Woodcuts of his chief works. 4to.
- BREWSTER'S (SIR DAVID)** Martyrs of Science; or, Lives of Galileo, Tycho Brahe, and Kepler. *Fourth Edition*. Fcap. 8vo. 4s. 6d.
- More Worlds than One. The Creed of the Philosopher and the Hope of the Christian. *Eighth Edition*. Post 8vo. 6s.
- Stereoscope: its History, Theory, Construction, and Application to the Arts and to Education. Woodcuts. 12mo. 5s. 6d.
- Kaleidoscope: its History, Theory, and Construction, with its application to the Fine and Useful Arts. *Second Edition*. Woodcuts. Post 8vo. 5s. 6d.
- BRITISH ASSOCIATION REPORTS.** 8vo.
- | | |
|------------------------------------|-------------------------|
| York and Oxford, 1831-32, 13s. 6d. | Birmingham, 1849, 10s. |
| Cambridge, 1833, 12s. | Edinburgh, 1850, 15s. |
| Edinburgh, 1834, 15s. | Ipswich, 1851, 16s. 6d. |
| Dublin, 1835, 13s. 6d. | Belfast, 1852, 15s. |
| Bristol, 1836, 12s. | Hull, 1853, 10s. 6d. |
| Liverpool, 1837, 16s. 6d. | Liverpool, 1854, 18s. |
| Newcastle, 1838, 15s. | Glasgow, 1855, 16s. |
| Birmingham, 1839, 13s. 6d. | Cheltenham, 1856, 18s. |
| Glasgow, 1840, 15s. | Dublin, 1857, 15s. |
| Plymouth, 1841, 13s. 6d. | Leeds, 1858, 20s. |
| Manchester, 1842, 16s. 6d. | Aberdeen, 1859, 15s. |
| Cork, 1843, 12s. | Oxford, 1860, 25s. |
| York, 1844, 20s. | Manchester, 1861, 15s. |
| Cambridge, 1845, 15s. | Cambridge, 1862, 20s. |
| Southampton, 1846, 15s. | Newcastle, 1863, 25s. |
| Oxford, 1847, 18s. | Bath, 1864, 18s. |
| Swansea, 1848, 9s. | Birmingham, 1865, 25s. |
- BROUGHTON'S (LORD)** Journey through Albania and other Provinces of Turkey in Europe and Asia, to Constantinople, 1809-10. *Third Edition*. Illustrations. 2 Vols. 8vo. 39s.
- Visits to Italy. *3rd Edition*. 2 Vols. Post 8vo. 18s.

BRITISH (MURRAY) CLASSICS. A Series of Standard English Authors, printed from the most correct text, and edited with notes. 8vo.

Already Published.

- I. **GOLDSMITH'S WORKS.** Edited by PETER CUNNINGHAM, F.S.A. Vignettes, 4 Vols. 30s.
- II. **GIBBON'S DECLINE AND FALL OF THE ROMAN EMPIRE.** Edited by WILLIAM SMITH, LL.D. Portrait and Maps. 8 Vols. 60s.
- III. **JOHNSON'S LIVES OF THE ENGLISH POETS.** Edited by PETER CUNNINGHAM, F.S.A. 2 Vols. 22s. 6d.
- IV. **BYRON'S POETICAL WORKS.** Edited, with Notes. 6 vols. 45s.

In Preparation.

- LIFE AND WORKS OF POPE.** Edited by Rev. WHITWELL ELWIN.
- HUME'S HISTORY OF ENGLAND.** Edited, with Notes.
- LIFE AND WORKS OF SWIFT.** Edited by JOHN FORSTER.
- LIFE AND WORKS OF DRYDEN.** Edited, with Notes.
- BUBBLES FROM THE BRUNNEN OF NASSAU.** By Sir FRANCIS R. HEAD, Bart. 7th Edition, with Illustrations. Post 8vo. 7s. 6d.
- BUNYAN (JOHN) and Oliver Cromwell.** Select Biographies. By ROBERT SOOTHY. Post 8vo. 2s.
- BURGON'S (Rev. J. W.) Memoir of Patrick Fraser Tytler.** Second Edition. Post 8vo. 2s.
- **Letters from Rome.** Illustrations. Post 8vo. 12s.
- BURN'S (Col.) Dictionary of Naval and Military Technical Terms,** English and French, and French and English. Fourth Edition. Crown 8vo. 15s.
- BURR'S (G. D.) Instructions in Practical Surveying,** Topographical Plan Drawing, and on sketching ground without instruments. Fourth Edition. Woodcuts. Post 8vo. 6s.
- BUTTMAN'S LEXICOLOGUS; a Critical Examination of the Meaning of numerous Greek Words,** chiefly in Homer and Hesiod. Translated by Rev. J. R. FISHLAKE. Fifth Edition. 8vo. 12s.
- **CATALOGUE OF IRREGULAR GREEK VERBS.** With all the Tenses extant—their Formation, Meaning, and Usage, accompanied by an INDEX. Translated, with Notes, by Rev. J. R. FISHLAKE. Fifth Edition. Revised by Rev. E. VERRILL. Post 8vo. 6s.
- BUXTON'S (Sir FOWELL) Memoirs.** With Selections from his Correspondence. By his Son. Portrait. 8vo. 15s. *Abridged Edition.* Portrait. Fcap. 8vo. 2s. 6d.
- **(CHARLES, M.P.) IDEAS OF THE DAY ON POLICY.** A New and Enlarged Edition. 8vo.

- BYRON'S (LORD) Life, Letters, and Journals.** By THOMAS MOORE.
Plates. 6 Vols. Fcap. 8vo. 13s.
- **Life, Letters, and Journals.** By THOMAS MOORE.
Portraits. Royal 8vo. 9s.
- **Poetical Works.** Portrait. 6 Vols. 8vo. 45s.
- **Poetical Works.** Plates. 10 Vols. Fcap. 8vo. 30s.
- **Poetical Works.** 8 Vols. 24mo. 20s.
- **Poetical Works.** Plates. Royal 8vo. 9s.
- **Poetical Works.** (PEARL EDITION.) Crown 8vo. 2s. 6d.
- **Childe Harold.** With 30 Engravings. Small 4to. 21s.
- **Childe Harold.** 16mo. 2s. 6d.
- **Childe Harold.** Vignettes. 16mo. 1s.
- **Childe Harold.** Portrait. 16mo. 6d.
- **Tales and Poems.** 24mo. 2s. 6d.
- **Miscellaneous.** 2 Vols. 24mo. 5s.
- **Dramas and Plays.** 2 Vols. 24mo. 5s.
- **Don Juan and Beppo.** 2 Vols. 24mo. 5s.
- **Beauties. Poetry and Prose.** Portrait. Fcap. 8vo.
3s. 6d.
- GALCOTT'S (LADY) Little Arthur's History of England.**
New Edition, brought down to 1832. With Woodcuts. Fcap. 8vo. 2s. 6d.
- CAMPBELL'S (LORD) Lives of the Lord Chancellors and Keepers
of the Great Seal of England. From the Earliest Times to the Death of
Lord Eldon in 1838.** *Fourth Edition.* 10 Vols. Crown 8vo. 6s. each.
- **Lives of the Chief Justices of England. From the
Norman Conquest to the Death of Lord Tenison.** *Second Edition.*
3 Vols. 8vo. 42s.
- **Shakspeare's Legal Acquirements Considered.**
8vo. 5s. 6d.
- **Life of Lord Chancellor Bacon.** Fcap. 8vo. 2s. 6d.
- **(GROZIO) Modern India. A Sketch of the System
of Civil Government. With some Account of the Natives and Native
Institutions.** *Second Edition.* 8vo. 16s.
- **India as it may be. An Outline of a proposed
Government and Policy.** 8vo. 12s.
- **(TMOX) Short Lives of the British Poets. With an
Essay on English Poetry.** Post 8vo. 3s. 6d.
- CARNARVON'S (LORD) Portugal, Galicia, and the Basque
Provinces. From Notes made during a Journey to those Countries.**
Third Edition. Post 8vo. 3s. 6d.
- **Recollections of the Druses of Lebanon. With
Notes on their Religion.** *Third Edition.* Post 8vo. 5s. 6d.

- CASTLEREAGH (THE) DESPACHES**, from the commencement of the official career of the late Viscount Castlereagh to the close of his life. Edited by the MARQUIS OF LONDONDERRY. 12 Vols. 8vo. 14s. each.
- CATHCART'S (SIR GEORGE) Commentaries on the War in Russia and Germany, 1812-13.** Plans. 8vo. 14s.
- CAVALCASELLE AND CROWE'S History of Painting in Italy, from the Second to the Sixteenth Century, from recent researches, as well as from personal inspection of the Works of Art in that Country.** With 100 Illustrations. Vols. I. to III. 8vo. 65s.
- **Notices of the Lives and Works of the Early Flemish Painters.** Woodcuts. Post 8vo. 12s.
- CHILD (G. CHAPLIN, M.D.) Benedicite; or, Song of the Three Children; being Illustrations of the Power, Wisdom, and Goodness of the Creator.** 2 Vols. Fcap. 8vo. 12s.
- CHORLEY'S (H. F.) STUDIES OF THE MUSIC OF MANY NATIONS; including the Substance of a Course of Lectures delivered at the Royal Institution.** 8vo. (*In the Press*)
- CHURTON'S (ARCHDEACON) Gongora.** An Historical Essay on the Age of Philip III. and IV. of Spain. With Translations. Portrait. 2 Vols. Small 8vo. 15s.
- CICERO: HIS LIFE AND TIMES.** With his Character viewed as a Statesman, Orator, and Friend. With a Selection from his Correspondence and Orations. By WILLIAM FORSYTH, Q.C. *New Edition.* With Illustrations. 8vo. 16s.
- CLIVE'S (LORD) Life.** By Rev. G. R. GLEIG, M.A. Post 8vo. 3s. 6d.
- COLCHESTER (LORD).** The Diary and Correspondence of Charles Abbott, Lord Colchester, Speaker of the House of Commons, 1802-1817. Edited by his Son. Portrait. 3 Vols. 8vo. 42s.
- COLERIDGE (SAMUEL TAYLOR).** Specimens of his Table-Talk. *New Edition.* Portrait. Fcap. 8vo. 6s.
- COLONIAL LIBRARY.** [See Home and Colonial Library.]
- COOK'S (Rev. Canon) Sermons Preached at Lincoln's Inn Chapel, and on Special Occasions.** 8vo. 9s.
- COOKERY (MODERN DOMESTIC).** Founded on Principles of Economy and Practical Knowledge, and adapted for Private Families. By a Lady. *New Edition.* Woodcuts. Fcap. 8vo. 5s.
- CORNWALLIS (THE) Papers and Correspondence during the American War,—Administrations in India,—Union with Ireland, and Peace of Amiens.** Edited by CHARLES ROSS. *Second Edition.* 3 Vols. 8vo. 63s.
- COWPER'S (MARY, COUNTESS) Diary while Lady of the Bedchamber to Caroline Princess of Wales, 1714-23.** Edited by Hon. SPENCER COWPER. *Second Edition.* Portrait. 8vo. 10s. 6d.
- CRABBE'S (REV. GEORGE) Life, Letters, and Journals.** By his Son. Portrait. Fcap. 8vo. 3s.
- **Life and Poetical Works.** Plates. 8 Vols. Fcap. 8vo. 24s.
- **Life and Poetical Works.** Plates. Royal 8vo. 7s.

- CROKER'S (J. W.) Progressive Geography for Children. *Fifth Edition*. 18mo. 1s. 6d.
- Stories for Children, Selected from the History of England. *Fifteenth Edition*. Woodcuts. 18mo. 2s. 6d.
- Boswell's Life of Johnson. Including the Tour to the Hebrides. Portrait. Royal 8vo. 10s.
- Essays on the Early Period of the French Revolution. 8vo. 15s.
- Historical Essay on the Guillotine. Fcap. 8vo. 1s.
- CROMWELL (OLIVER) and John Bunyan. By ROBERT SOUTHEY. Post 8vo. 2s.
- CROWES AND CAVALCASELLE'S Notices of the Early Flemish Painters; their Lives and Works. Woodcuts. Post 8vo. 12s.
- History of Painting in Italy, from 2nd to 16th Century. Derived from Historical Researches as well as Inspection of the Works of Art in that Country. With 100 Illustrations. Vols. I. II. and III. 8vo. 21s. each.
- CUMMING'S (R. GORDON) Five Years of a Hunter's Life in the Far Interior of South Africa; with Anecdotes of the Chaco, and Notices of the Native Tribes. *New Edition*. Woodcuts. Post 8vo. 5s.
- CUNNINGHAM'S (ALLAN) Poems and Songs. Now first collected and arranged, with Biographical Notices. 24mo. 2s. 6d.
- CURETON (REV. W.) Remains of a very Ancient Recension of the Four Gospels in Syriac, hitherto unknown in Europe. Discovered, Edited, and Translated. 4to. 21s.
- CURTIUS' (PROFESSOR) Student's Greek Grammar, for the use of Colleges and the Upper Forms. Edited by Dr. Wm. SMITH. 2nd and Cheaper Edition. Post 8vo. 6s.
- Smaller Greek Grammar for the use of the Middle and Lower Forms, abridged from the above. 12mo. 3s. 6d.
- First Greek Course; containing Delectus, Exercise Book, and Vocabularies. 12mo. 2s. 6d.
- CURZON'S (HON. ROBERT) ARMENIA AND ERZEROU. A Year on the Frontiers of Russia, Turkey, and Persia. *Third Edition*. Woodcuts. Post 8vo. 7s. 6d.
- Visits to the Monasteries of the Levant. *Fifth Edition*. Illustrations. Post 8vo. 7s. 6d.
- CUST'S (GENERAL) Annals of the Wars of the 18th & 19th Centuries. 9 Vols. Fcap. 8vo. 5s. each.
- Lives and Characters of the Warriors of the 17th Century who have Commanded Fleets and Armies before the Enemy. 4 Vols. Post 8vo. 8s. each.
- DARWIN'S (CHARLES) Journal of Researches into the Natural History of the Countries visited during a Voyage round the World. Post 8vo. 9s.
- Origin of Species by Means of Natural Selection; or, the Preservation of Favoured Races in the Struggle for Life. *Fourth Edition, revised*. Post 8vo. 14s.
- Fertilization of Orchids through Insect Agency, and as to the good of Interbreeding. Woodcuts. Post 8vo. 9s.
- Variations of Animals and Plants under Domestication; or, the Principles of Inheritance, Reversion, Crossing, Inter-breeding, and Selection. With Illustrations. 2 Vols. 8vo. (*Nearly ready*.)

- DAVIS'S (NATHAN) Visit to the Ruined Cities of Numidia and Carthage's. Illustrations. Svo. 16s.
- (SIR J. F.) Chinese Miscellanies: a Collection of Essays and Notes. Post Svo. 6s.
- DAVY'S (SIR HUMPHRY) Consolations in Travel; or, Last Days of a Philosopher. *Fifth Edition*. Woodcuts. Fcap. Svo. 6s.
- Salmonia; or, Days of Fly Fishing. *Fourth Edition*. Woodcuts. Fcap. Svo. 6s.
- DELEPIERRE'S (OCTAVE) History of Flemish Literature. From the Twelfth Century. Svo. 9s.
- DENNIS' (GEORGE) Cities and Cemeteries of Etruria. Plates. 2 Vols. Svo. 42s.
- DERBY'S (EDWARD, EARL OF) Translation of the Iliad of Homer into English Blank Verse. *Fifth Edition, Revised*. 2 Vols. Svo. 24s.
- DE ROS'S (LORD) Memorials of the Tower of London. With Illustrations. Crown Svo. 10s. 6d.
- DIXON'S (W. HERBERT) Story of the Life of Lord Bacon. Portrait. Fcap. Svo. 7s. 6d.
- DOG-BREAKING; the Most Expeditions, Certain, and Easy Method, whether great excellence or only mediocrity be required. With a Few Hints for those who Love the Dog and the Gun. By LAURENCE HUTCHINSON. *Fourth Edition*. With 40 Woodcuts. Crown Svo. 15s.
- DOMESTIC MODERN COOKERY. Founded on Principles of Economy and Practical Knowledge, and adapted for Private Families. *New Edition*. Woodcuts. Fcap. Svo. 5s.
- DOUGLAS'S (GENERAL SIR HOWARD) Life and Adventures; From Notes, Conversations, and Correspondence. By S. W. FULFORD. Portrait. Svo. 15s.
- Theory and Practice of Gunnery. *5th Edition*. Plates. Svo. 21s.
- Military Bridges, and the Passage of Rivers in Military Operations. *Third Edition*. Plates. Svo. 21s.
- Naval Warfare with Steam. *Second Edition*. Svo. 8s. 6d.
- Modern Systems of Fortification. Plans. Svo. 12s.
- DRAKE'S (SIR FRANCIS) Life, Voyages, and Exploits, by Sea and Land. By JOHN BARROW. *Third Edition*. Post Svo. 2s.
- DRINKWATER'S (JOHN) History of the Siege of Gibraltar, 1779-1781. With a Description and Account of that Garrison from the Earliest Periods. Post Svo. 2s.
- DU CHAILLU'S (PAUL B.) EQUATORIAL AFRICA, with Accounts of the Gecilla, the Ness-building Ape, Chimpanzee, Crocodile, &c. Illustrations. Svo. 21s.
- Journey to Ashango Land; and Further Penetration into Equatorial Africa. Illustrations. Svo. 21s.

- DUFFERIN'S (LORD)** Letters from High Latitudes, being some Account of a Yacht Voyage to Iceland, &c., in 1855. *Fifth Edition.* Woodcuts. Post Svo. 7s. 6d.
- *Lispings from Low Latitudes, or the Journal of the Hon. Impulsin Gushington.* With 14 Plates. 4to. 21s.
- DYER'S (THOMAS H.)** History of Modern Europe, from the taking of Constantinople by the Turks to the close of the War in the Crimea. 4 Vols. Svo. 60s.
- EASTLAKE'S (SIR CHARLES)** Italian Schools of Painting. From the German of KUGLER. Edited, with Notes. *Third Edition.* Illustrated from the Old Masters. 2 Vols. Post Svo. 30s.
- EASTWICK'S (E. B.)** Handbook for Bombay and Madras, with Directions for Travellers, Officers, &c. Map. 2 Vols. Post Svo. 34s.
- EDWARDS' (W. H.)** Voyage up the River Amazon, including a Visit to Para. Post Svo. 2s.
- ELDON'S (LORD)** Public and Private Life, with Selections from his Correspondence and Diaries. By HONOURABLE THOMAS. *Third Edition.* Portrait. 4 Vols. Post Svo. 21s.
- ELLIS (REV. W.)** Visits to Madagascar, including a Journey to the Capital, with notices of Natural History, and Present Civilization of the People. *Fifth Thousand.* Map and Woodcuts. Svo. 16s.
- Madagascar Revisited. Setting forth the Persecutions and Heroic Sufferings of the Native Christians, and the eventual toleration of Christianity. Illustrations. Svo. 16s.
- (MRS.) Education of Character, with Hints on Moral Training. Post Svo. 7s. 6d.
- ELLESMERE'S (LORD)** Two Sieges of Vienna by the Turks. Translated from the German. Post Svo. 2s.
- ELPHINSTONE'S (HON. MOUNTBATTEN)** History of India—the Hindoo and Mahomedan Periods. *Fifth Edition, Revised.* Map. Svo. 18s.
- ENGEL'S (CARL)** Music of the Most Ancient Nations; particularly of the Assyrians, Egyptians, and Hebrews; with Special Reference to the Discoveries in Western Asia and in Egypt. With 110 Illustrations. Svo. 16s.
- ENGLAND (HISTORY OF)** from the Peace of Utrecht to the Peace of Versailles, 1713—83. By LORD MASON (Earl Stanhope). *Library Edition,* 7 Vols. Svo. 35s.; or *Popular Edition,* 7 Vols. Post Svo. 35s.
- From the First Invasion by the Romans. By MRS. MAREHAM. *New and Cheaper Edition,* continued to 1803. Woodcuts. 12mo. 4s.
- (THE STUDENT'S HOME). From the Invasion of Julius Cæsar to the Revolution of 1688. By DAVID HUME. Corrected and continued to 1808. Edited by Wm. SMITH, LL.D. Woodcuts. Post Svo. 7s. 6d.
- A Smaller History of England for Young Persons. By Dr. Wm. SMITH. *New Edition,* continued to 1805. Woodcuts. 18mo. 3s. 6d.
- Little Arthur's History of England. By LADY CALLCOTT. Woodcuts. 18mo. 2s. 6d.
- ENGLISHWOMAN IN AMERICA.** Post Svo. 10s. 6d.
- ESKIMAUX and English Vocabulary,** for Travellers in the Arctic Regions. 18mo. 3s. 6d.

- ESSAYS FROM "THE TIMES," Being a Selection from the LITERARY PAPERS which have appeared in that Journal. Seventh Thousand. 2 vols. Fcap. 8vo. 6s.
- ETHNOLOGICAL SOCIETY OF LONDON, TRANSACTIONS. New Series. Vols. I. to IV. 8vo. 10s. 6d. each.
- EXETER'S (BISHOP OF) Letters to Charles Butler, on his Book of the Roman Catholic Church. New Edition. Post 8vo. 6s.
- FAMILY RECEIPT-BOOK. A Collection of a Thousand Valuable and Useful Receipts. Fcap. 8vo. 5s. 6d.
- FARRAR'S (REV. A. S.) Critical History of Free Thought in reference to the Christian Religion. Being the Hampton Lectures, 1832. 8vo. 10s.
- (F. W.) Origin of Language, based on Modern Researches. Fcap. 8vo. 5s.
- FEATHERSTONHAUGH'S (G. W.) Tour through the Slave States of North America, from the River Potomac to Texas and the Frontiers of Mexico. Plates. 2 Vols. 8vo. 26s.
- FERGUSON'S (JAMES) Palaces of Nineveh and Persepolis Restored. Woodcuts. 8vo. 16s.
- History of Architecture in all Countries: from the Earliest Times to the Present Day. With 1200 Illustrations and an Index. 2 Vols. 8vo. 42s. each.
- History of Architecture. Vol. III.—The Modern Styles. With 312 Illustrations, and an Index. 8vo. 5s. 6d.
- Holy Sepulchre and the Temple at Jerusalem; being the Substance of Two Lectures delivered at the Royal Institution, 1832 and '65. Woodcuts. 8vo. 7s. 6d.
- FISHER'S (REV. GEORGE) Elements of Geometry, for the Use of Schools. Fifth Edition. 18mo. 1s. 6d.
- First Principles of Algebra, for the Use of Schools. Fifth Edition. 18mo. 1s. 6d.
- FLOWER GARDEN (TRN). By REV. THOS. JAMES. Fcap. 8vo. 1s.
- FONNEREAU'S (T. G.) Diary of a Dutiful Son. Fcap. 8vo. 4s. 6d.
- FORBES' (C. S.) Iceland; its Volcanoes, Geysers, and Glaciers. Illustrations. Post 8vo. 14s.
- FORSTER'S (JOHN) Arrest of the Five Members by Charles the First. A Chapter of English History re-written. Post 8vo. 12s.
- Grand Remonstrance, 1641. With an Essay on English freedom under the Plantagenet and Tudor Sovereigns. Second Edition. Post 8vo. 12s.
- Sir John Elliot: a Biography, 1593—1632. With Portraits. 2 Vols. Crown 8vo. 30s.
- Biographies of Oliver Cromwell, Daniel De Foe, Sir Richard Steele, Charles Churchill, Samuel Foote. Third Edition. Post 8vo. 12s.

- FORD'S (RICHARD)** Handbook for Spain, Andalusia, Bonda, Valencia, Catalonia, Granada, Galicia, Aragon, Navarra, &c. *Third Edition*. 2 Vols. Post 8vo. 30s.
- Gatherings from Spain. Post 8vo. 3s. 6d.
- FORSYTH'S (WILLIAM)** Life and Times of Cicero. With Selections from his Correspondence and Orations. *New Edition*. Illustrations. 8vo. 10s.
- FORTUNE'S (ROBERT)** Narrative of Two Visits to the Tea Countries of China, 1843-52. *Third Edition*. Woodcuts. 2 Vols. Post 8vo. 18s.
- Third Visit to China. 1853-6. Woodcuts. 8vo. 16s.
- Yedo and Peking. With Notices of the Agriculture and Trade of China, during a Fourth Visit to that Country. Illustrations. 8vo. 18s.
- FOSS' (EDWARD)** Judges of England. With Sketches of their Lives, and Notices of the Courts at Westminster, from the Conquest to the Present Time. 3 Vols. 8vo. 125s.
- FRANCE (HISTORY OF)**. From the Conquest by the Gauls. By Mrs. MARRHAM. *New and Cheaper Edition, continued to 1856*. Woodcuts. 12mo. 4s.
- (THE STUDENT'S HISTORY OF). From the Earliest Times to the Establishment of the Second Empire, 1852. By W. H. PEARSON. Edited by Wm. Smith, LL.D. Woodcuts. Post 8vo. 7s. 6d.
- FRENCH (THE)** in Algiers; The Soldier of the Foreign Legion— and the Prisoners of Abd-el-Kadir. Translated by Lady Duff Gordon. Post 8vo. 2s.
- GALTON'S (FRANCIS)** Art of Travel; or, Hints on the Shifts and Contrivances available in Wild Countries. *Third Edition*. Woodcuts. Post 8vo. 7s. 6d.
- GEOGRAPHY, ANCIENT (THE STUDENT'S MANUAL OF)**. By Rev. W. L. BEVAN. Woodcuts. Post 8vo. 7s. 6d.
- MODERN (THE STUDENT'S MANUAL). By Rev. W. L. BEVAN. Woodcuts. Post 8vo. *In the Press*.
- Journal of the Royal Geographical Society of London. 8vo.
- GERMANY (HISTORY OF)**. From the Invasion by Marius, to Recent Times. By Mrs. MARRHAM. *New and Cheaper Edition*. Woodcuts. 12mo. 4s.
- GIBBON'S (EDWARD)** History of the Decline and Fall of the Roman Empire. Edited, with Notes, by Dean MILMAN and M. GUYOT. *A New Edition*. Preceded by his Autobiography. And Edited, with Notes, by Dr. Wm. Smith. Maps. 8 Vols. 8vo. 60s.
- (The Student's Gibbon); Being an Epitome of the above work, incorporating the Researches of Recent Commentators. By Dr. Wm. Smith. Woodcuts. Post 8vo. 7s. 6d.
- GIFFARD'S (EDWARD)** Deeds of Naval Daring; or, Anecdotes of the British Navy. *New Edition*. Fcap. 8vo. 3s. 6d.
- GOLDSMITH'S (OLIVER)** Works. *A New Edition*. Printed from the last editions revised by the Author. Edited by Peter Cunningham. Vignettes. 4 Vols. 8vo. 30s.

- GLADSTONE'S (RIGHT HON. W. E.) Financial Statements of 1853, 53, 53, and 54; with Speeches on Tax-Bills and Charities. *Second Edition*. 8vo. 12s.
- Farewell Address at the University of Edinburgh. *Fourth Edition*. 8vo. 2s. 6d.
- Speeches on Parliamentary Reform in 1866. 3rd Edition. Post 8vo. 5s.
- GLEIG'S (REV. G. B.) Campaigns of the British Army at Washington and New Orleans. Post 8vo. 2s.
- Story of the Battle of Waterloo. Post 8vo. 3s. 6d.
- Narrative of Sale's Brigade in Afghanistan. Post 8vo. 2s.
- Life of Robert Lord Clive. Post 8vo. 2s. 6d.
- Life and Letters of Sir Thomas Munro. Post 8vo. 3s. 6d.
- GONGORA; An Historical Essay on the Times of Philip III. and IV. of Spain. With Illustrations. By ARCHDEACON CHURTON. Portrait. 2 vols. Post 8vo. 15s.
- GORDON'S (SIR ALEX. DUFF) Sketches of German Life, and Scenes from the War of Liberation. From the German. Post 8vo. 3s. 6d.
- (LADY DUFF) Amber-Witch: A Trial for Witchcraft. From the German. Post 8vo. 2s.
- French in Algiers. 1. The Soldier of the Foreign Legion. 2. The Prisoners of Abd-el-Kadir. From the French. Post 8vo. 2s.
- GOUGER'S (HENRY) Personal Narrative of Two Years' Imprisonment in Burmah. *Second Edition*. Woodcut. Post 8vo. 12s.
- GRAMMARS (LATIN and GREEK). See CURTIUS; SMITH; KING EDWARD VIITH, &c. &c.
- GREECE (THE STUDENT'S HISTORY OF). From the Earliest Times to the Roman Conquest. By Wm. SMITH, LL.D. Woodcut. Post 8vo. 7s. 6d.
- (A SMALLER HISTORY OF, FOR YOUNG PERSONS). By Dr. Wm. SMITH. Woodcut. 16mo. 2s. 6d.
- GREENVILLE (THE) PAPERS, Being the Public and Private Correspondence of George Grenville, including his PRIVATE DIARY. Edited by W. J. SMITH. 4 Vols. 8vo. 16s. each.
- GREY'S (EARL) Correspondence with King William IVth. and Sir Herbert Taylor, from November, 1830, to the Passing of the Reform Act in 1832. 2 Vols. 8vo. 30s.
- On Parliamentary Government and Reform; with Suggestions for the Improvement of our Representative System, and an Examination of the Reform Bills of 1859-61. *Second Edition*. 8vo. 9s.
- (SIR GEORGE) Polynesian Mythology, and Ancient Traditional History of the New Zealand Race. Woodcut. Post 8vo. 10s. 6d.
- GRUNER'S (LEWIS) Brick and Terra-Cotta Buildings of Lombardy, Fourteenth and Fifteenth Centuries. From careful Drawings and Restorations. Engraved and printed in Colours. Illustrations, Small folio.

- GROTE'S (GEORGE) History of Greece. From the Earliest Times to the close of the generation contemporary with the death of Alexander the Great. *Fourth Edition.* Maps. 3 Vols. 8vo. 112s.
- PLATO, and the other Companions of Socrates. *Second Edition.* 3 Vols. 8vo. 45s.
- (MRS.) Memoir of Ary Scheffer. Post 8vo. 8s. 6d.
- Collected Papers. 8vo. 10s. 6d.
- GUIZOT'S (M.) Meditations on the Essence of Christianity, and on the Religious Questions of the Day. Post 8vo. 9s. 6d.
- Meditations on the Present State of the Christian Religion. Post 8vo. 10s.
- HALLAM'S (HENRY) Constitutional History of England, from the Accession of Henry the Seventh to the Death of George the Second. *Seventh Edition.* 3 Vols. 8vo. 80s. Or *Popular Edition*, 3 Vols. Post 8vo. 15s.
- History of Europe during the Middle Ages. *Tenth Edition.* 3 Vols. 8vo. 80s. Or *Popular Edition*, 3 Vols., Post 8vo. 15s.
- Literary History of Europe, during the 15th, 16th and 17th Centuries. *Fourth Edition.* 3 Vols. 8vo. 86s. Or *Popular Edition*, 4 Vols. Post 8vo. 24s.
- Historical Works. Containing History of England, — Middle Ages of Europe, — Literary History of Europe. 10 Vols. Post 8vo. 6s. each.
- (ARTHUR) Remains; in Verse and Prose. With Preface, Memoir, and Portrait. Fcap. 8vo. 7s. 6d.
- HAMILTON'S (JAMES) Wanderings in North Africa. With Illustrations. Post 8vo. 12s.
- HART'S ARMY LIST. (*Quarterly and Annually.*) 8vo. 10s. 6d. and 21s. each.
- HANNAH'S (REV. DR.) Bampton Lectures for 1893; the Divine and Human Elements in Holy Scripture. 8vo. 10s. 6d.
- HAY'S (J. H. DREMMOND) Western Barbary, its Wild Tribes and Savage Animals. Post 8vo. 2s.
- HEAD'S (SIR FRANCIS) Horse and his Rider. Woodcuts. Post 8vo. 5s.
- Rapid Journeys across the Pampas. Post 8vo. 2s.
- Bubbles from the Brunnen of Nassau. Illustrations. Post 8vo. 7s. 6d.
- Emigrant. Fcap. 8vo. 2s. 6d.
- Stokers and Pokers; or, N.-Western Railway. Post 8vo. 2s.
- (SIR EDWARD) Shall and Will; or, Future Auxiliary Verbs. Fcap. 8vo. 4s.
- HEBER'S (BISHOP) Journey through the Upper Provinces of India, from Calcutta to Bombay, with an Account of a Journey to Madras and the Southern Provinces. *Tenth Edition.* 2 Vols. Post 8vo. 7s.
- Poetical Works, including Palestine, Europe, The Red Sea, Hymns, &c. *Sixth Edition.* Portrait. Fcap. 8vo. 6s.
- Hymns adapted to the Weekly Church Service of the Year. 16mo. 1s. 6d.
- HERODOTUS. A New English Version. Edited, with Notes and Essays, historical, ethnographical, and geographical, by Rev. G. RAWLINSON, assisted by Sir HENRY RAWLINSON and Sir J. G. WILKINSON. *Second Edition.* Maps and Woodcuts. 4 Vols. 8vo. 42s.
- HAND-BOOK—TRAVEL-TALK. English, French, German, and Italian. 18mo. 3s. 6d.

- HAND-BOOK—NORTH GERMANY, —HOLLAND, BELGIUM, and the Rhine to Switzerland.** Map. Post 8vo. 10s.
- **KNAPSACK GUIDE—BELGIUM AND THE RHINE.** Post 8vo. (*In the Press.*)
- **SOUTH GERMANY, Bavaria, Austria, Styria, Salzburg, the Austrian and Bavarian Alps, the Tyrol, Hungary, and the Danube, from Ulm to the Black Sea.** Map. Post 8vo. 10s.
- **KNAPSACK GUIDE—THE TYROL.** Post 8vo.
- **PAINTING, German, Flemish, and Dutch Schools.** Edited by DR. WAAGEN. Woodcuts. 2 Vols. Post 8vo. 24s.
- **LIVES OF THE EARLY FLEMISH PAINTERS, with Notices of their Works.** By CROWE and CAVALCASELLE. Illustrations. Post 8vo. 12s.
- **SWITZERLAND, Alps of Savoy, and Piedmont.** Maps. Post 8vo. 9s.
- **KNAPSACK GUIDE—SWITZERLAND.** Post 8vo. 6s.
- **FRANCE, Normandy, Brittany, the French Alps, the Rivers Loire, Seine, Rhone, and Garonne, Dauphiné, Provence, and the Pyrenees.** Maps. Post 8vo. 10s.
- **PARIS, and its Environs.** Map and Plans. Post 8vo. 2s. 6d.
- * * MURRAY'S **HANDBOOK PLAN OF PARIS,** engraved on a large scale mounted on curves in a case. Price 2s. 6d.
- **SPAIN, Andalusia, Ronda, Granada, Valencia, Catalonia, Galicia, Aragon, and Navarre.** Maps. 2 Vols. Post 8vo. 30s.
- **PORTUGAL, LISBON, &c.** Map. Post 8vo. 9s.
- **NORTH ITALY, Piedmont, Liguria, Venetia, Lombardy, Parma, Modena, and Romagna.** Map. Post 8vo. 12s.
- **CENTRAL ITALY, Lucca, Tuscany, Florence, The Marches, Umbria, and the Patrimony of St. Peter's.** Map. Post 8vo. 10s.
- **ROME AND ITS ENVIRONS.** Map. Post 8vo. 9s.
- **SOUTH ITALY, Two Sicilies, Naples, Pompeii, Herculaneum, and Vesuvius.** Map. Post 8vo. 10s.
- **KNAPSACK GUIDE—ITALY.** Post 8vo. 6s.
- **SICILY, Palermo, Messina, Catania, Syracuse, Etna, and the Ruins of the Greek Temples.** Map. Post 8vo. 12s.
- **PAINTING, The Italian Schools. From the German of KUGLER.** Edited by SIR CHARLES EASTLAKE, R.A. Woodcuts. 2 Vols. Post 8vo. 30s.
- **LIVES OF THE EARLY ITALIAN PAINTERS, AND PROGRESS OF PAINTING IN ITALY—CINABRE to BARRABO.** By MRS. JAMESON. *A New Edition.* With additional Portraits. Post 8vo. *In the Press.*
- **NORWAY.** Map. Post 8vo. 5s.
- **DENMARK, SWEDEN, and NORWAY.** Maps. Post 8vo. 15s.
- **GREECE, the Ionian Islands, Albania, Thessaly, and Macedonia.** Maps. Post 8vo. 15s.
- **TURKEY, Malta, Asia Minor, Constantinople, Armenia, Mesopotamia, &c.** Maps. Post 8vo.

- HAND-BOOK—EGYPT**, Thebes, the Nile, Alexandria, Cairo, the Pyramids, Mount Sinai, &c. Map. Post Svo. 15s.
- SYRIA AND PALESTINE**, Peninsula of Sinai, Eldem, and Syrian Desert. Maps. 2 Vols. Post Svo. 24s.
- BOMBAY AND MADRAS**. Map. 2 Vols. Post Svo. 24s.
- RUSSIA, POLAND, and FINLAND**. Maps. Post Svo. 12s.
- MODERN LONDON**. A Complete Guide to all the Sights and Objects of Interest in the Metropolis. Map. 16mo. 3s. 6d.
- WESTMINSTER ABBEY**. Woodcuts. 16mo. 1s.
- KENT AND SUSSEX**, Canterbury, Dover, Ramsgate, Sheerness, Rochester, Chatham, Woolwich, Brighton, Chichester, Worthing, Hastings, Lewes, Arundel, &c. Map. Post Svo. 10s.
- SURREY AND HANTS**, Kingston, Croydon, Reigate, Guildford, Winchester, Southampton, Portsmouth, and Isle of Wight. Maps. Post Svo. 10s.
- WILTS, DORSET, AND SOMERSET**, Salisbury, Chippenham, Weymouth, Sherborne, Wells, Bath, Bristol, Taunton, &c. Map. Post Svo. 7s. 6d.
- DEVON AND CORNWALL**, Exeter, Ilfracombe, Linton, Sidmouth, Dawlish, Teignmouth, Plymouth, Devonport, Torquay, Launceston, Truro, Penzance, Falmouth, &c. Maps. Post Svo. 10s.
- BERKS, BUCKS, AND OXON**, Windsor, Eton, Reading, Aylesbury, Uxbridge, Wycombe, Henley, the City and University of Oxford, and the Descent of the Thames to Maidenhead and Windsor. Map. Post Svo. 7s. 6d.
- GLOUCESTER, HEREFORD, AND WORCESTERSHIRE**. Map. Post Svo.
- NORTH AND SOUTH WALES**, Bangor, Carnarvon, Beaumaris, Snowdon, Conway, Merri Straits, Carnarthen, Pembroke, Tenby, Swansea, The Wye, &c. Maps. 2 Vols. Post Svo. 12s.
- STAFFORD, DERBY, AND LEICESTERSHIRE**. Map. Post Svo. (*Just Ready*.)
- YORKSHIRE**. Map. Post Svo. (*Just Ready*.)
- DURHAM AND NORTHUMBERLAND**, Newcastle, Darlington, Gateshead, Bishop Auckland, Stockton, Hartlepool, Sunderland, Shields, Berwick-on-Tweed, Morpeth, Tynemouth, Coldstream, Alnwick, &c. Map. Post Svo. 9s.
- WESTMORELAND, CUMBERLAND, AND THE LAKES**. Map. Post Svo. 6s.
- * MURRAY'S HANDBOOK MAP OF THE LAKES, engraved on a large scale, for the use of Pedestrians and Travellers, mounted on canvas in a case. Price 3s. 6d.
- IRELAND**—Dublin, Belfast, Donegal, Galway, Wexford, Cork, Limerick, Waterford, the Lakes of Killarney, Coast of Munster, &c. Maps. Post Svo. 12s.
- SOUTHERN CATHEDRALS OF ENGLAND**—Winchester, Salisbury, Exeter, Wells, Chichester, Rochester, Canterbury. With 110 Illustrations. 2 Vols. Crown Svo. 24s.
- EASTERN CATHEDRALS OF ENGLAND**—Oxford, Peterborough, Norwich, Ely, and Lincoln. With 90 Illustrations. Crown Svo. 18s.
- WESTERN CATHEDRALS OF ENGLAND**—Bristol, Gloucester, Hereford, Worcester, and Lichfield. With 50 Illustrations. Crown Svo. 18s.
- THREE CHOIRS, OF GLOUCESTER, HEREFORD AND WORCESTER**, Illustrations. Post Svo. 5s. 6d.

HOME AND COLONIAL LIBRARY. A Series of Works adapted for all circles and classes of Readers, having been selected for their acknowledged interest and ability of the Authors. Post 8vo. Published at 2s. and 3s. 6d. each, and arranged under two distinctive heads as follows:—

CLASS A.

HISTORY, BIOGRAPHY, AND HISTORIC TALES.

- | | |
|--|--|
| 1. SIEGE OF GIBRALTAR. By JOHN DRINKWATER. 2s. | 11. THE SIEGES OF VIENNA. By LORD ELLENBOROUGH. 2s. |
| 2. THE AMBER-WITCH. By LADY DUFF GORDON. 2s. | 12. THE WAYSIDE CROSS. By CAPT. MILMAN. 2s. |
| 3. CROMWELL AND BUNYAN. By ROBERT SOUTHBY. 2s. | 13. SKETCHES OF GERMAN LIFE. By SIR A. GORDON. 3s. 6d. |
| 4. LIFE OF SIR FRANCIS DRAKE. By JOHN BARROW. 2s. | 14. THE BATTLE OF WATERLOO. By REV. G. R. GLEIG. 3s. 6d. |
| 5. CAMPAIGNS AT WASHINGTON. By REV. G. R. GLEIG. 2s. | 15. AUTOBIOGRAPHY OF STEFENS. 2s. |
| 6. THE FRENCH IN ALGIERS. By LADY DUFF GORDON. 2s. | 16. THE BRITISH POETS. By THOMAS CAMPBELL. 2s. 6d. |
| 7. THE FALL OF THE JESUITS. 2s. | 17. HISTORICAL ESSAYS. By LORD MAHON. 2s. 6d. |
| 8. LIVONIAN TALES. 2s. | 18. LIFE OF LORD CLIVE. By REV. G. R. GLEIG. 2s. 6d. |
| 9. LIFE OF CONDE. By LORD MAHON. 2s. 6d. | 19. NORTH - WESTERN RAILWAY. By SIR F. B. HEAD. 2s. |
| 10. SALE'S BRIGADE. By REV. G. R. GLEIG. 2s. | 20. LIFE OF MUNRO. By REV. G. R. GLEIG. 2s. 6d. |

CLASS B.

VOYAGES, TRAVELS, AND ADVENTURES.

- | | |
|--|---|
| 1. BIBLE IN SPAIN. By GEORGE BOSNOR. 2s. 6d. | 15. LETTERS FROM MADRAS. By A LADY. 2s. |
| 2. GIPSIES OF SPAIN. By GEORGE BOSNOR. 2s. 6d. | 16. HIGHLAND SPORTS. By CHARLES ST. JOHN. 3s. 6d. |
| 3 & 4. JOURNALS IN INDIA. By BISHOP HENDEE. 2 Vols. 7s. | 17. PAMPAS JOURNEYS. By SIR F. B. HEAD. 2s. |
| 5. TRAVELS IN THE HOLY LAND. By ISMAEL AND MANGLES. 2s. | 18. GATHERINGS FROM SPAIN. By RICHARD FORD. 2s. 6d. |
| 6. MOROCCO AND THE MOORS. By J. DUNSMOND HAY. 2s. | 19. THE RIVER AMAZON. By W. H. EDWARDS. 2s. |
| 7. LETTERS FROM THE BALTIC. By A LADY. 2s. | 20. MANNERS & CUSTOMS OF INDIA. By REV. C. AGLAND. 2s. |
| 8. NEW SOUTH WALES. By MRS. MERRITT. 2s. | 21. ADVENTURES IN MEXICO. By G. F. RUXTON. 2s. 6d. |
| 9. THE WEST INDIES. By M. G. LEWIS. 2s. | 22. PORTUGAL AND GALLICIA. By LORD CANNINGTON. 2s. 6d. |
| 10. SKETCHES OF PERSIA. By SIR JOHN MALCOLM. 2s. 6d. | 23. BUSH LIFE IN AUSTRALIA. By REV. H. W. HAYGARTH. 2s. |
| 11. MEMOIRS OF FATHER RIPA. 2s. | 24. THE LIBYAN DESERT. By BAYLE ST. JOHN. 2s. |
| 12. 13. TYPEE AND OMOO. By HERMANN MELVILLE. 2 Vols. 7s. | 25. SIERRA LEONE. By A LADY. 2s. 6d. |
| 14. MISSIONARY LIFE IN CANADA. By REV. J. ASBOTT. 2s. | |

* Each work may be had separately.

- HANDBOOK OF FAMILIAR QUOTATIONS.** From English Authors. *Third Edition.* Fcap. 8vo. 5s.
- HESSEY (REV. DR.).** Sunday—its Origin, History, and Present Obligations. Being the *Dampton Lectures for 1893.* *Second Edition.* 8vo. 16s. Or *Third and Popular Edition.* Post 8vo. 3s.
- HICKMAN'S (WM.)** Treatise on the Law and Practice of Naval Courts-Martial. 8vo. 10s. 6d.
- HILLARD'S (G. S.)** Six Months in Italy. 2 Vols. Post 8vo. 16s.
- HOLLWAY'S (J. G.)** Month in Norway. Fcap. 8vo. 2s.
- HONEY BEE (THE).** An Essay. By REV. THOMAS JAMES. Reprinted from the "Quarterly Review." Fcap. 8vo. 1s.
- HOOK'S (DEAN)** Church Dictionary. *Ninth Edition.* 8vo. 16s.
- (THEODORE) Life. By J. G. LOCKHART. Reprinted from the "Quarterly Review." Fcap. 8vo. 1s.
- HOPE'S (A. J. BERNARD)** English Cathedral of the Nineteenth Century. With Illustrations. 8vo. 12s.
- HORACE (Works of).** Edited by DEAN MILMAN. With Woodcuts. Crown 8vo.
- (Life of). By DEAN MILMAN. Woodcuts, and coloured Borders. 8vo. 9s.
- HOUGHTON'S (LORD)** Poetical Works. Fcap. 8vo. 6s.
- HUME'S (THE STUDENT'S)** History of England, from the Invasion of Julius Cæsar to the Revolution of 1688. Continued and continued to 1838. Edited by DA. Wm. SMITH. Woodcuts. Post 8vo. 7s. 6d.
- HUTCHINSON (GEN.)** on the most expeditious, certain, and easy Method of Dog-Breaking. *Fourth Edition.* Enlarged and revised, with 40 Illustrations. Crown 8vo. 15s.
- HUTTON'S (H. E.)** Principia Græca; an Introduction to the Study of Greek. Comprehending Grammar, Delectus, and Exercise-book, with Vocabularies. *Third Edition.* 18mo. 3s. 6d.
- IRBY AND MANGLES' Travels in Egypt, Nubia, Syria, and the Holy Land.** Post 8vo. 2s.
- JAMES' (REV. THOMAS)** Fables of Æsop. A New Translation, with Historical Preface. With 100 Woodcuts by TENNIEL and WOLF. *Forty-eighth Thousand.* Post 8vo. 2s. 6d.
- JAMESON'S (MRS.)** Lives of the Early Italian Painters— and the Progress of Painting in Italy—Cimabue to Bassano. *New Edition.* With Woodcuts. Post 8vo.
- JESSE'S (EDWARD)** Gleanings in Natural History. *Eighth Edition.* Fcp. 8vo. 6s.
- JOHN'S (REV. B. G.)** Blind People; their Works and Ways. With Sketches of the Lives of some famous Blind Men. With Illustrations. Post 8vo.
- JOHNSON'S (DR. SAMUEL)** Life. By James Boswell. Including the Tour to the Hebrides. Edited by MR. CHAMBERLAIN. *Forty-ninth Thousand.* Royal 8vo. 10s.
- Lives of the most eminent English Poets. Edited by PETER CURRIER. 3 vols. 8vo. 22s. 6d.

- KEN'S (BISHOP) Life.** By a LAYMAN, Author of "Life of the Messiah." *Second Edition.* Portrait. 2 Vols. 8vo. 18s.
- **Exposition of the Apostles' Creed.** Extracted from his "Practice of Divine Love." Fcap. 1s. 6d.
- **Approach to the Holy Altar.** Extracted from his "Manual of Prayer" and "Practice of Divine Love." Fcap. 8vo. 1s. 6d.
- KENNEDY'S (GENERAL SIR J. SHAW) Notes on the Battle of Waterloo.** With a Memoir of his Life and Services, and a Plan for the Defence of Canada. With Map and Plans. 8vo. 7s. 6d.
- KING'S (REV. C. W.) Antique Gems; their Origin, Use, and Value, as Interpreters of Ancient History, and as Illustrative of Ancient Art.** *Second Edition.* Illustrations. 8vo. 24s.
- KING EDWARD VIth's Latin Grammar; or, an Introduction to the Latin Tongue, for the Use of Schools.** *Seventeenth Edition.* 12mo. 2s. 6d.
- **First Latin Book; or, the Accidence, Syntax, and Prosody, with an English Translation for the Use of Junior Classes.** *Fifth Edition.* 12mo. 2s. 6d.
- KIRK'S (J. FOSTER) History of Charles the Bold, Duke of Burgundy.** Portrait. 2 Vols. 8vo. 30s.
- KERR'S (ROBERT) GENTLEMAN'S HOUSE; OR, HOW TO PLAN ENGLISH RESIDENCES, FROM THE PARSONAGE TO THE PALACE.** With Tables of Accommodation and Cost, and a Series of Selected Views and Plans. *Second Edition.* 8vo. 24s.
- **Ancient Lights; a Book for Architects, Surveyors, Lawyers, and Landlords.** 8vo. 5s. 6d.
- KING GEORGE THE THIRD'S CORRESPONDENCE WITH LORD NORTH, 1769-82.** Edited, with Notes and Introduction, by W. BOBMAN DOBKE. 2 Vols. 8vo. 32s.
- KUGLER'S Italian Schools of Painting.** Edited, with Notes, by SIR CHARLES EASTLAKE. *Third Edition.* Woodcuts. 2 Vols. Post 8vo. 30s.
- **German, Dutch, and Flemish Schools of Painting.** Edited, with Notes, by DR. WAAGEN. *Second Edition.* Woodcuts. 2 Vols. Post 8vo. 24s.
- LAYARD'S (A. H.) Nineveh and its Remains.** Being a Narrative of Researches and Discoveries amidst the Ruins of Assyria. With an Account of the Chaldean Christians of Kurdistan; the Yezedis, or Devil-worshippers; and an Enquiry into the Manners and Arts of the Ancient Assyrians. *Sixth Edition.* Plates and Woodcuts. 2 Vols. 8vo. 36s.
- * A POPULAR EDITION of the above Work. With Illustrations. Post 8vo. 7s. 6d.
- **Nineveh and Babylon; being the Narrative of a Second Expedition to Assyria.** Plates. 8vo. 21s. On Fine Paper, 2 Vols. 8vo. 30s.
- * A POPULAR EDITION of the above Work. With Illustrations. Post 8vo. 7s. 6d.
- LESLIE'S (C. R.) Handbook for Young Painters.** With Illustrations. Post 8vo. 10s. 6d.
- **Autobiographical Recollections, with Selections from his Correspondence.** Edited by TOM TAYLOR. Portrait. 2 Vols. Post 8vo. 18s.

- LESLIE'S (C. R.) *Life of Sir Joshua Reynolds. With an Account of his Works, and a Sketch of his Contemporaries.* By C. R. LESLIE and TOM TAYLOR. Portraits and Illustrations. 2 Vols. 8vo. 42s.
- LETTERS FROM THE BALTIC. By a LADY. Post 8vo. 2s.
- MADRAS. By a LADY. Post 8vo. 2s.
- SIERRA LEONE. By a LADY. Post 8vo. 3s. 6d.
- LEWIS' (SIR G. C.) *Essay on the Government of Dependencies.* 8vo. 12s.
- *Glossary of Provincial Words used in Herefordshire and some of the adjoining Counties.* 12mo. 4s. 6d.
- (M. G.) *Journal of a Residence among the Negroes in the West Indies.* Post 8vo. 2s.
- LIDDELL'S (DEAN) *History of Rome. From the Earliest Times to the Establishment of the Empire. With the History of Literature and Art.* 2 Vols. 8vo. 28s.
- *Student's History of Rome, abridged from the above Work. With Woodcuts.* Post 8vo. 7s. 6d.
- LINDSAY'S (LORD) *Lives of the Lindsays; or, a Memoir of the Houses of Crawford and Balcarres. With Extracts from Official Papers and Personal Narratives. Second Edition.* 3 Vols. 8vo. 24s.
- LISPINGS from LOW LATITUDES; or, the *Journal of the Hon. Impulsia Gushington.* Edited by LORD DUFFERIN. With 24 Plates. 4to. 21s.
- LITTLE ARTHUR'S HISTORY OF ENGLAND. By LADY CALLCOTT. *New Edition, continued to 1802.* With 29 Woodcuts. Fcap. 8vo. 2s. 6d.
- LIVINGSTONE'S (DR.) *Popular Account of his Missionary Travels in South Africa. Illustrations.* Post 8vo. 6s.
- *Narrative of an Expedition to the Zambezi and its Tributaries; and of the Discovery of Lakes Shirwa and Nyassa. 1838-64.* By DAVID and CHARLES LIVINGSTONE. Map and Illustrations. 8vo. 21s.
- LIVONIAN TALES. By the Author of "Letters from the Baltic." Post 8vo. 2s.
- LOCKHART'S (J. G.) *Ancient Spanish Ballads. Historical and Romantic. Translated, with Notes. New Edition.* Post 8vo. 2s. 6d.
- LONDON (OLD). A series of Essays by DEAN STANLEY; A. J. BURNFORD HOPE M.P.; G. G. SCOTT, R.A.; E. WRETHCOTT, R.A.; E. FOSS, F.S.A.; G. T. CLARK; JOSEPH BUNTY; REV. J. R. GARDEN; and G. SCHARF, F.S.A. 8vo.
- LONDON'S (BISHOP OF) *Dangers and Safeguards of Modern Theology. Containing Suggestions to the Theological Student under present difficulties. Second Edition.* 8vo. 9s.
- LOUDON'S (MRS.) *Instructions in Gardening. With Directions and Calendar of Operations for Every Month. Eighth Edition.* Woodcuts. Fcap. 8vo. 5s.
- LUCAS' (SAMUEL) *Secularia; or, Surveys on the Main Stream of History.* 8vo. 12s.
- LUCKNOW: a Lady's Diary of the Siege. Fcap. 8vo. 4s. 6d.

- LYELL'S (SIR CHARLES)** Elements of Geology; or, the Ancient Changes of the Earth and its Inhabitants considered as illustrative of Geology. *Sixth Edition.* Woodcut. 8vo. 18s.
- Principles of Geology; or, the Ancient Changes of the Earth and its Inhabitants considered as illustrative of Geology. *Tenth Edition.* With Illustrations. Vol. I. 8vo. 16s. (To be completed in 2 Vols.)
- Geological Evidences of the Antiquity of Man. *Third Edition.* Illustrations. 8vo. 14s.
- LYTELTON'S (LORD)** Ephemera. Post 8vo. 10s. 6d.
- LYTTON'S (LORD)** Poems. *New Edition.* Post 8vo. 10s. 6d.
- Lost Tales of Miletus. *Second Edition.* Post 8vo. 7s. 6d.
- MACPHERSON'S (MAJOR S. C.)** Memorials of Service in India, while Political Agent at Gwalior during the Mutiny, and formerly employed in the Suppression of Human Sacrifices in Orissa. Edited by his Brother. With Portrait and Illustrations. 8vo. 12s.
- MAHON'S (LORD)** History of England, from the Peace of Utrecht to the Peace of Versailles, 1713-83. *Library Edition.* 7 Vols. 8vo. 98s. *Popular Edition,* 7 Vols. Post 8vo. 35s.
- Life of Condé, surnamed the Great. Post 8vo. 3s. 6d.
- Life of Belisarius. *Second Edition.* Post 8vo. 10s. 6d.
- Life of William Pitt, with Extracts from his MS. Papers. *Third and cheaper Edition.* Portraits. 4 Vols. Post 8vo. 24s.
- Miscellanies. *Second Edition.* Post 8vo. 5s. 6d.
- "Forty-Five;" a Narrative of the Rebellion in Scotland. Post 8vo. 3s.
- History of British India from its Origin till the Peace of 1783. Post 8vo. 3s. 6d.
- Spain under Charles the Second; 1690 to 1700. *Second Edition.* Post 8vo. 6s. 6d.
- Historical and Critical Essays. Post 8vo. 3s. 6d.
- Story of Joan of Arc. Fcap. 8vo. 1s.
- M^CCLINTOCK'S (CAPT. SIR F. L.)** Narrative of the Discovery of the Fate of Sir John Franklin and his Companions in the Arctic Seas. *Third Edition.* Illustrations. 8vo. 16s.
- M^CCULLOCH'S (J. R.)** Collected Edition of RICARDO'S Political Works. With Notes and Memoir. *Second Edition.* 8vo. 16s.
- M^{AC}DOUGALL'S (COL.)** Modern Warfare as Influenced by Modern Artillery. With Plans. Post 8vo. 12s.
- MAINE (H. SUMNER)** On Ancient Law: its Connection with the Early History of Society, and its Relation to Modern Ideas. *Third Edition.* 8vo. 12s.
- MALCOLM'S (SIR JOHN)** Sketches of Persia. Post 8vo. 3s. 6d.
- MANSEL (REV. H. L.)** Limits of Religious Thought Examined. Being the Bampton Lectures for 1855. *Fifth Edition.* Post 8vo.
- MANSFIELD (SIR WILLIAM)** On the Introduction of a Gold Currency into India: a Contribution to the Literature of Political Economy. 8vo. 3s. 6d.
- MANTELL'S (GIDEON A.)** Thoughts on Animalcules; or, the Invisible World, as revealed by the Microscope. *Second Edition.* Plates. 16mo. 6s.

- MANUAL OF SCIENTIFIC ENQUIRY**, Prepared for the Use of Officers and Travellers. By various Writers. Edited by Sir J. F. HEARNSHILL and Rev. R. MAIR. *Third Edition.* Maps. Post 8vo. 2s. (*Published by order of the Lords of the Admiralty.*)
- MARKHAM'S (MRS.) History of England.** From the First Invasion by the Romans, down to Recent Times. *New and Cheaper Edition, continued to 1863.* Woodcuts. 12mo. 4s.
- **History of France.** From the Conquest by the Gauls, to Recent Times. *New and Cheaper Edition, continued to 1856.* Woodcuts. 12mo. 4s.
- **History of Germany.** From the Invasion by Marius, to Recent Times. *New and Cheaper Edition.* Woodcuts. 12mo. 4s.
- (CLEMENTS, R.) **Travels in Peru and India,** for the purpose of collecting Cinchona Plants, and introducing Bark into India. Maps and Illustrations. 8vo. 16s.
- MARRYAT'S (JOSEPH) History of Modern and Medieval Pottery and Porcelain.** With a Description of the Manufacture. *Second Edition.* Plates and Woodcuts. 8vo. 31s. 6d.
- (HORACE) **Jutland, the Danish Isles, and Copenhagen.** Illustrations. 2 Vols. Post 8vo. 24s.
- **Sweden and Isle of Gothland.** Illustrations. 2 Vols. Post 8vo. 26s.
- MATTHEW'S (AUGUSTUS) Greek Grammar for Schools,** abridged from the Larger Grammar. By Blomfield. *Ninth Edition.* Revised by EDWARDS. 12mo. 3s.
- MAUREL'S (JULIEN) Essay on the Character, Actions, and Writings of the Duke of Wellington.** *Second Edition.* Fcap. 8vo. 1s. 6d.
- MAYNES (CAPT.) Four Years in British Columbia and Vancouver Island.** Its Forests, Rivers, Coasts, and Gold Fields, and Resources for Colonisation. Illustrations. 8vo. 16s.
- MELVILLE'S (HERMANN) Typee and Omoo; or, Adventures amongst the Marquesas and South Sea Islands.** 2 Vols. Post 8vo. 7s.
- MILLS' (REV. JOHN) Three Months' Residence at Nabius,** with an Account of the Modern Samaritans. Illustrations. Post 8vo. 10s. 6d.
- MILMAN'S (DEAN) Historical Works.** 15 Vols. Post 8vo. 6s. each. Containing,
1. HISTORY OF THE JEWS. 3 Vols.
 2. HISTORY OF EARLY CHRISTIANITY. 3 Vols.
 3. HISTORY OF LATIN CHRISTIANITY. 3 Vols.
- **Character and Conduct of the Apostles considered as an Evidence of Christianity.** 8vo. 10s. 6d.
- **Translations from the Agamemnon of Æschylus and Bacchantes of Euripides; with Passages from the Lyric and Later Poets of Greece.** With Illustrations, crown 8vo. 15s.
- **Life and Works of Horace.** With 300 Woodcuts. Vols. Crown 8vo. 30s.
- **Poetical Works.** Plates. 3 Vols. Fcap. 8vo. 18s.
- **Fall of Jerusalem.** Fcap. 8vo. 1s.
- (CAPT. E. A.) **Wayside Cross. A Tale of the Carlist War.** Post 8vo. 2s.

- MEREDITH'S (MRS. CHARLES)** Notes and Sketches of New South Wales. Post 8vo. 2s.
- MESSIAH (THE):** A Narrative of the Life, Travels, Death, Resurrection, and Ascension of our Blessed Lord. By a LAYMAN. Author of the "Life of Bishop Ken." Map. 8vo. 18s.
- MICHIE'S (ALEXANDER)** Siberian Overland Route from Peking to Petersburg, through the Deserts and Steppes of Mongolia, Tartary, &c. Maps and Illustrations. 8vo. 16s.
- MODERN DOMESTIC COOKERY.** Founded on Principles of Economy and Practical Knowledge and adapted for Private Families. *New Edition.* Woodcut. Feap. 8vo. 5s.
- MOORE'S (THOMAS)** Life and Letters of Lord Byron. Plates. 6 Vols. Feap. 8vo. 18s.
 ——— Life and Letters of Lord Byron. Portraits. Royal 8vo. 9s.
- MOTLEY'S (J. L.)** History of the United Netherlands: from the Death of William the Silent to the Twelve Years' Truce, 1609. Embracing the English-Dutch struggle against Spain; and a detailed Account of the Spanish Armada. Portraits. 2 Vols. 8vo. 30s.
 * 2 Vols. 3 and 4, completing the work, are in the Press.
- MOUHOTS (HENRI)** Siam, Cambogia, and Lao; a Narrative of Travels and Discoveries. Illustrations. 2 vols. 8vo. 32s.
- MOZLEY'S (REV. J. B.)** Treatise on Predestination. 8vo. 14s.
 ——— Primitive Doctrine of Baptismal Regeneration. 8vo. 7s. 6d.
- MUNDY'S (GENERAL)** Pen and Pencil Sketches in India. *Third Edition.* Plates. Post 8vo. 7s. 6d.
 ——— (ADMIRAL) Account of the Italian Revolution, with Notices of Garibaldi, Francis II., and Victor Emmanuel. Post 8vo. 12s.
- MUNRO'S (GENERAL SIR THOMAS)** Life and Letters. By the REV. G. R. GLEN. Post 8vo. 2s. 6d.
- MURCHISON'S (SIR RODERICK)** Russia in Europe and the Ural Mountains. With Coloured Maps, Plates, Sections, &c. 2 Vols. Royal 4to. 5l. 5s.
 ——— Siluria; or, a History of the Oldest Rocks containing Organic Remains. *Fourth Edition.* Map and Plates. 8vo. (In the Press.)
- MURRAY'S RAILWAY READING.** Containing:—
- | | |
|--------------------------------------|------------------------------------|
| WELLINGTON. By LORD ELMERS. 6d. | HARLAN'S LITURGICAL ESSAYS. 2s. |
| NINROD OF THE CHASE. 1s. | MARON'S JOAN OF ARC. 1s. |
| ESSAYS FROM "THE TIMES." 2 Vols. 8s. | HEAL'S ENIGMAS. 2s. 6d. |
| MUSIC AND DRESS. 1s. | NINROD OF THE ROAD. 1s. |
| LAVARD'S ACCOUNT OF NINROD. 1s. | COCKER ON THE GUILLOTINE. 1s. |
| MARON'S "FORTY-FIVE." 2s. | HOLLWAY'S NORWAY. 2s. |
| LIFE OF THROGMOR HOOD. 1s. | MARCEL'S WELLINGTON. 1s. 6d. |
| DEEDS OF NAVAL BARRAS. 2s. 6d. | CANTRELL'S LIFE OF BACON. 2s. 6d. |
| THE HONEY BEE. 1s. | THE FLOWER GARDEN. 1s. |
| JAMES MOSEY'S FABLES. 2s. 6d. | LOCKHART'S SPANISH BARRAS. 2s. 6d. |
| NINROD OF THE TURE. 1s. 6d. | TAYLOR'S NOTES FROM LIFE. 2s. |
| ART OF DIVING. 1s. 6d. | REFLECTED ADDRESS. 1s. |
| | FAY'S HISTORY OF ANGLING. 1s. |
- MUSIC AND DRESS.** By a LADY. Reprinted from the "Quarterly Review." Feap. 8vo. 1s.
- NAPIER'S (SIR CHAS.)** Life; chiefly derived from his Journals and Letters. By SIR W. NAPIER. *Second Edition.* Portraits. 4 Vols. Post 8vo. 45s.
 ——— (SIR WM.) Life and Letters. Edited by H. A. BRUCE, M.P. Portraits. 2 Vols. Crown 8vo. 25s.
 ——— English Battles and Sieges of the Peninsular War. *Fourth Edition.* Portrait. Post 8vo. 2s.

- NAUTICAL ALMANACK. Royal 8vo. 2s. 6d. (*By Authority.*)
- NAVY LIST. (*Published Quarterly, by Authority.*) 16mo. 2s. 6d.
- NEW TESTAMENT (THE) Illustrated by a Plain Explanatory Commentary, and authentic Views of Sacred Places, from Sketches and Photographs. Edited by ARCHDEACON CHURTON, M.A., and Rev. BASIL JONES, M.A. With 110 Illustrations. 2 Vols. Crown 8vo. 30s. cloth; 32s. 6d. calf; 63s. marocco.
- NICHOLLS' (SIR GEORGE) History of the English, Irish and Scotch Poor Laws. 4 Vols. 8vo.
- (Rev. H. G.) Historical Account of the Forest of Dean. Woodcuts, &c. Post 8vo. 10s. 6d.
- NICOLAS' (SIR HARRIS) Historic Peerage of England. Exhibiting the Origin, Descent, and Present State of every Title of Peerage which has existed in this Country since the Conquest. By WILLIAM COURTBOURNE. 8vo. 80s.
- NIMROD On the Chase—The Turf—and The Road. Reprinted from the "Quarterly Review." Woodcuts. Fcap. 8vo. 3s. 6d.
- OXENHAM'S (REV. W.) English Notes for Latin Elegiacs; designed for early Preadvents in the Art of Latin Versification, with Prefatory Rules of Composition in Elegiac Metre. Fourth Edition. 12mo. 3s. 6d.
- OXFORD'S (BISHOP OF) Short Life of William Willberforce. Condensed and Revised from the larger Biography. 8vo. (*In the Press.*)
- PARIS' (DR.) Philosophy in Sport made Science in Earnest; or, the First Principles of Natural Philosophy inculcated by aid of the Toys and Sports of Youth. Ninth Edition. Woodcuts. Post 8vo. 7s. 6d.
- PEEL'S (SIR ROBERT) Memoirs. Edited by EARL STANHOPE and Right Hon. E. CARDWELL. 2 Vols. Post 8vo. 7s. 6d. each.
- PENN'S (RICHARD) Maxims and Hints for an Angler and Chess-player. New Edition. Woodcuts. Fcap. 8vo. 1s.
- PENROSE'S (F. C.) Principles of Athenian Architecture, and the Optical Refinements exhibited in the Construction of the Ancient Buildings at Athens, from a Survey. With 40 Plates. Folio. 5l. 5s.
- PERCY'S (JOHN, M.D.) Metallurgy of Iron and Steel; or, the Art of Extracting Metals from their Ores and adapting them to various purposes of Manufacture. Illustrations. 8vo. 42s.
- Metallurgy of Lead, Silver, Gold, Platinum, Tin, Nickel, Cobalt, Antimony, Bismuth, Arsenic, and other Metals. 8vo. (*In the Press.*)
- PHILLIPP (C. S. M.) On Jurisprudence. 8vo. 12s.
- PHILLIPS' (JOHN) Memoirs of William Smith, the Geologist. Portrait. 8vo. 7s. 6d.
- Geology of Yorkshire, The Coast, and Limestone District. Plates. 4to. Part I., 20s.—Part II., 30s.
- Rivers, Mountains, and Sea Coast of Yorkshire. With Essays on the Climate, Scenery, and Ancient Inhabitants. Second Edition, Plates. 8vo. 15s.
- PHILPOTTS' (BISHOP) Letters to the late Charles Butler, on his "Book of the Roman Catholic Church." New Edition. Post 8vo. 6s.

- POPE'S (ALEXANDER)** Life and Works. *A New Edition.* Containing nearly 500 unpublished Letters. Edited, with a New Life, Introductions and Notes, by REV. WHITWELL ELWIN. Portraits. Svo. (*In the Press.*)
- PORTER'S (REV. J. L.)** Five Years in Damascus. With Travels to Palmyra, Lebanon and other Scripture Sites. Map and Woodcuts. 2 Vols. Post Svo. 21s.
- Handbook for Syria and Palestine: including an Account of the Geography, History, Antiquities, and Inhabitants of these Countries, the Peninsula of Sinai, Edom, and the Syrian Desert. Maps. 2 Vols. Post Svo. 24s.
- PRAYER-BOOK (Illustrated)**, with 1000 Illustrations of Borders, Initials, Vignettes, &c. Edited, with Notes, by REV. THOS. JAMES. Medium Svo. 12s. cloth; 31s. 6d. calf; 36s. morocco.
- PUSS IN BOOTS.** With 12 Illustrations. By OTTO SPECKTER. 16mo. 1s. 6d. or Coloured, 2s. 6d.
- QUARTERLY REVIEW (THE).** Svo. 6s.
- RAMBLES** among the Turkomans and Bedaweens of the Syrian Deserts. *Second Edition.* Post Svo. 19s. 6d.
- RANKE'S** Ecclesiastical and Political History of the Popes of Rome during the 16th and 17th Centuries. Translated from the German by SARAH AUSTIN. 3 Vols. Svo. 20s.
- RAWLINSON'S (REV. GEORGE)** Herodotus. *A New English Version.* Edited with Notes and Essays. Assisted by SIR HENRY RAWLINSON and SIR J. G. WILKINSON. *Second Edition.* Maps and Woodcut. 4 Vols. Svo. 42s.
- Historical Evidences of the truth of the Scripture Records stated anew. *Second Edition.* Svo. 14s.
- Five Great Monarchies of the Ancient World, Chaldee, Assyria, Media, Babylonia, and Persia. Illustrations. 4 Vols. Svo. 16s. each.
- REJECTED ADDRESSES (THE).** By JAMES AND HORACE SMITH. Fcap. Svo. 1s.
- BENNIE'S (D. F.)** British Arms in Peking, 1860; Kagosima, 1862. Post Svo. 12s.
- Peking and the Pekingese: Being a Narrative of the First Year of the British Embassy in China. Illustrations. 2 Vols. Post Svo. 21s.
- Story of Bhotan and the Dooar War; including Sketches of a Residence in the Himalayas and Visit to Bhotan in 1855. Map and Woodcut. Post Svo. 12s.
- REYNOLDS' (SIR JOSHUA)** Life and Times. Commenced by C. E. LINDLE, R.A., continued and concluded by TOM TAYLOR. Portraits and Illustrations. 2 Vols. Svo. 42s.
- Descriptive Catalogue of his Works. With Notices of their present owners and localities. By TOM TAYLOR and CHARLES W. FRANKS. With Illustrations. Fcap. 4to. (*In the Press.*)
- RICARDO'S (DAVID)** Political Works. With a Notice of his Life and Writings. By J. R. MCCULLOCH. *New Edition.* Svo. 16s.
- RIPA'S (FATHER)** Memoirs during Thirteen Years' Residence at the Court of Peking. From the Italian. Post Svo. 2s.

- ROBERTSON'S (CANON) History of the Christian Church, from the Apostolic Age to the Death of Boniface VIII, A.D. 1122-1301. 3 Vols. 8vo.
- ROBINSON'S (REV. DR.) Later Biblical Researches in the Holy Land. Being a Journal of Travels in 1852. Maps. 8vo. 13s.
- Physical Geography of the Holy Land. Post 8vo. 10s. 6d.
- ROME (THE STUDENT'S HISTORY OF). FROM THE EARLIEST TIMES TO THE ESTABLISHMENT OF THE EMPIRE. By DEAN LIDDELL. Woodcuts. Post 8vo. 7s. 6d.
- (A SMALLER HISTORY OF, FOR YOUNG PERSONS). By WM. SMITH, LL.D. Woodcuts. 16mo. 3s. 6d.
- ROWLAND'S (DAVID) Manual of the English Constitution; its Rise, Growth, and Present State. Post 8vo. 10s. 6d.
- Laws of Nature the Foundation of Morals. Post 8vo. 6s.
- RUNDELL'S (MRS.) Domestic Cookery, adapted for Private Families. New Edition. Woodcuts. Fcap. 8vo. 5s.
- RUSSELL'S (J. RUTHERFORD) History of the Heroes of Medicine. Portraits. 8vo. 14s.
- RUXTON'S (GEORGE F.) Travels in Mexico; with Adventures among the Wild Tribes and Animals of the Prairies and Rocky Mountains. Post 8vo. 3s. 6d.
- SALE'S (SIR ROBERT) Brigade in Afghanistan. With an Account of the Defence of Jellalabad. By REV. G. R. GLEIG. Post 8vo. 2s.
- SALESBURY'S (EDWARD) The Children of the Lake. A Poem. Fcap. 8vo. 4s. 6d.
- SANDWITCH'S (HUMPHRY) Siege of Kars. Post 8vo. 3s. 6d.
- SCOTT'S (G. GILBERT) Secular and Domestic Architecture, Present and Future. Second Edition. 8vo. 9s.
- (REV. ROBERT, D.D., Master of Balliol) Sermons, preached before the University of Oxford. Post 8vo. 8s. 6d.
- SCROPE'S (G. P.) Geology and Extinct Volcanoes of Central France. Second Edition. Illustrations. Medium 8vo. 30s.
- SHAW'S (T. B.) Student's Manual of English Literature. Edited, with Notes and Illustrations, by DR. WM. SMITH. Post 8vo. 7s. 6d.
- Specimens of English Literature. Selected from the Chief English Writers. Edited by WM. SMITH, LL.D. Post 8vo. 7s. 6d.
- SHIRLEY (EVELYN P.) on Deer and Deer Parks, or some Account of English Parks, with Notes on the Management of Deer. Illustrations. 4to.
- SIERRA LEONE; Described in Letters to Friends at Home. By A LADY. Post 8vo. 3s. 6d.
- SIMMONS (CAPT. T. F.) on the Constitution and Practice of Courts-Martial; with a Summary of the Law of Evidence as connected therewith, and some Notice of the Criminal Law of England, with reference to the Trial of Civil Offences. 5th Edition. 8vo. 14s.
- SOUTH'S (JOHN F.) Household Surgery; or, Hints on Emergencies. Seventeenth Thousand. Woodcuts. Fcap. 8vo. 4s. 6d.

- SMILES (SAMUEL)** Lives of British Engineers; from the Earliest Period to the Death of Robert Stephenson; with an account of their Principal Works, and a History of Inland Communication in Britain. Portraits and Illustrations. 3 Vols. 8vo. 63s.
- Lives of Boulton and Watt. Comprising a History of the Invention and Introduction of the Steam Engine. With Portraits and 70 Illustrations. 8vo. 21s. Forming the 4th and concluding volume of "Lives of the Engineers."
- The Huguenots: their Settlements in England. Illustrations. 8vo.
- Story of George Stephenson's Life, including a Memoir of Robert Stephenson. With Portraits and 70 Woodcuts. Post 8vo. 6s.
- James Brindley and the Early Engineers. With Portrait and 50 Woodcuts. Post 8vo. 6s.
- Self-Help. With Illustrations of Character and Conduct. Post 8vo. 6s.
- Translated into French as a Reading-Book for Schools. Post 8vo. 5s.
- Industrial Biography: Iron-Workers and Tool Makers. A companion volume to "Self-Help." Post 8vo. 6s.
- Workmen's Earnings—Savings—and Strikes. Fcap. 8vo. 1s. 6d.
- SOMERVILLE'S (MARY)** Physical Geography. *Fifth Edition.* Portrait. Post 8vo. 2s.
- Connexion of the Physical Sciences. *Ninth Edition.* Woodcuts. Post 8vo. 2s.
- On Molecular and Microscopic Science. Illustrations. 2 Vols. Post 8vo. (*In the Press.*)
- STANLEY'S (DEAN)** Sinai and Palestine, in Connexion with their History. Map. 8vo. 14s.
- Bible in the Holy Land. Woodcuts. Fcap. 8vo. 2s. 6d.
- St. Paul's Epistles to the Corinthians. 8vo. 18s.
- History of the Eastern Church. Plans. 8vo. 12s.
- Jewish Church. First and Second Series. 8vo. 16s. each.
- Historical Memorials of Canterbury. Woodcuts. Post 8vo. 7s. 6d.
- Memorials of Westminster Abbey. 8vo.
- Sermons in the East, with Notices of the Places Visited. 8vo. 9s.
- Sermons on Evangelical and Apostolical Teaching. Post 8vo. 7s. 6d.
- ADDRESSES AND CHARGES OF BISHOP STANLEY. With Memoir. 8vo. 10s. 6d.
- SOUTHEY'S (ROBERT)** Book of the Church. *Seventh Edition.* Post 8vo. 7s. 6d.
- Lives of Bunyan and Cromwell. Post 8vo. 2s.
- SPEEKTER'S (OTTO)** Puss in Boots. With 12 Woodcuts. Square 12mo. 1s. 6d. plain, or 2s. 6d. coloured.

- SMITH'S (Dr. Wm.) Dictionary of the Bible; its Antiquities, Biography, Geography, and Natural History. Illustrations. 3 Vols. Svo. 105s.
- Concise Bible Dictionary, for Families and Students. Illustrations. Medium Svo. 21s.
- Smaller Bible Dictionary, for Schools and Young Persons. Illustrations. Post Svo. 7s. 6d.
- Dictionary of Christian Antiquities: from the Times of the Apostles to the Age of Charlemagne. Illustrations. Medium Svo. (*In preparation.*)
- Biblical and Classical Atlas. Small folio. (*In preparation.*)
- Dictionary of Greek and Roman Antiquities. Woodcuts. Svo. 42s.
- Smaller Dictionary of Greek and Roman Antiquities, compiled from the above Work. Woodcuts. Crown Svo. 7s. 6d.
- Dictionary of Greek and Roman Biography and Mythology. Woodcuts. 3 Vols. Svo. 51. 15s. 6d.
- Greek and Roman Geography. Woodcuts. 2 Vols. Svo. 80s.
- Classical Dictionary for Schools, compiled from the above works. With 750 Woodcuts. Svo. 18s.
- Smaller Classical Dictionary, abridged from the above Work. Woodcuts. Crown Svo. 7s. 6d.
- Complete Latin-English Dictionary for Schools. With Tables of the Roman Calendar, Measures, Weights, and Money. Svo. 21s.
- Smaller Latin-English Dictionary, abridged from the above Work. 12mo. 7s. 6d.
- Latin-English Vocabulary; for Phœdrus, Cornelius Nepos, and Cæsar. 2nd Edition. 12mo. 3s. 6d.
- Copious English-Latin Dictionary, compiled from original sources. Svo. and 12mo. (*In the Press.*)
- Smaller Classical Mythology for Schools. With Translations from the Ancient Poets. With Illustrations. 12mo. 3s. 6d.
- Principia Latina—Part I. A Grammar, Delectus, and Exercise Book, with Vocabularies. 6th Edition. 12mo. 3s. 6d.
- Part II. A Reading-book of Mythology, Geography, Roman Antiquities, and History. With Notes and Dictionary. 3rd Edition. 12mo. 3s. 6d.
- Part III. A Latin Poetry Book. Hexameters and Pentameters; Eclog. Ovidianæ; Latin Prose, &c. 2nd Edition. 12mo. 3s. 6d.
- Part IV. Latin Prose Composition. Rules of Syntax, with Examples, Explanations of Synonyms, and Exercises on the Syntax. 2nd Edition. 12mo. 3s. 6d.
- Part V. Short Tales and Anecdotes for Translation into Latin. 12mo. 3s.
- Student's Greek Grammar for the Higher Forms. By Professor CURRIUS. Post Svo. 6s.
- Smaller Greek Grammar, abridged from the above Work. 12mo. 3s. 6d.
- Student's Latin Grammar for the Higher Forms. Post Svo. 6s.
- Smaller Latin Grammar, abridged from the above Work. 12mo. 3s. 6d.

- STANHOPE'S (EARL) History of England, from the Peace of Utrecht to the Peace of Versailles, 1713-81. Library Edition, 7 vols. 8vo. 93s. Or Popular Edition, 7 Vols. Post 8vo. 5s. each.**
- History of British India, from its Origin till the Peace of 1783. Post 8vo. 3s. 6d.
- "Forty-Five;" a Narrative of the Rebellion in Scotland. Post 8vo. 3s.
- Spain under Charles the Second. Post 8vo. 6s. 6d.
- Historical and Critical Essays. Post 8vo. 3s. 6d.
- Life of William Pitt. With Extracts from his MS. Papers. Third and cheaper Edition. Portraits. 4 Vols. Post 8vo. 24s.
- Miscellanies. Second Edition. Post 8vo. 5s. 6d.
- Life of Belisarius. Post 8vo. 10s. 6d.
- Life of Condé. Post 8vo. 2s. 6d.
- STUDENT'S HUME. A History of England from the Invasion of Julius Cæsar to the Revolution of 1688. By DAVID HUME. Corrected and continued to 1839. Woodcuts. Post 8vo. 7s. 6d. (Questions on, 2s.)**
 * A Smaller History of England. 12mo. 3s. 6d.
- HISTORY OF FRANCE; from the Earliest Times to the Establishment of the Second Empire, 1852. By W. H. FRASER, M.A. Woodcuts. Post 8vo. 7s. 6d.**
- HISTORY OF GREECE; from the Earliest Times to the Roman Conquest. With the History of Literature and Art. By Wm. SMYTH, LL.D. Woodcuts. Crown 8vo. 7s. 6d. (Questions on, 2s.)**
 * A SMALLER HISTORY OF GREECE. 12mo. 3s. 6d.
- HISTORY OF ROME; from the Earliest Times to the Establishment of the Empire. With the History of Literature and Art. By Dean LUGDELL. Woodcuts. Crown 8vo. 7s. 6d.**
 * A SMALLER HISTORY OF ROME. 12mo. 3s. 6d.
- GIBBON; an Epitome of the Decline and Fall of the Roman Empire. Incorporating the Researches of Recent Commentators. Woodcuts. Post 8vo. 7s. 6d.**
- MANUAL OF ANCIENT GEOGRAPHY. By Rev. W. L. BEVAN, M.A. Woodcuts. Post 8vo. 7s. 6d.**
- MODERN GEOGRAPHY. By Rev. W. L. BEVAN. Woodcuts. Post 8vo. (In the Press.)**
- OLD TESTAMENT HISTORY. Maps and Woodcuts. Post 8vo. 7s. 6d. each.**
- NEW TESTAMENT HISTORY. Maps and Woodcuts. Post 8vo. 7s. 6d.**
- MORAL PHILOSOPHY. By W. FLEMING, D.D. Post 8vo. 7s. 6d.**
- ENGLISH LANGUAGE. By Geo. P. MARSH. Post 8vo. 7s. 6d.**
- ENGLISH LITERATURE. By T. B. SHAW, M.A. Post 8vo. 7s. 6d.**
- SPECIMENS OF ENGLISH LITERATURE. Selected from the Chief Writers. By THOMAS B. SHAW, M.A. Post 8vo. 7s. 6d.**
- BLACKSTONE: a Systematic Abridgment of the Entire Commentaries. By R. MALCOLM KEES, LL.D. Post 8vo. 7s. 6d.**

- ST. JOHN'S (CHARLES) Wild Sports and Natural History of the Highlands. Post 8vo. 3s. 6d.
- (BAYLE) Adventures in the Libyan Desert and the Oasis of Jupiter Ammon. Woodcuts. Post 8vo. 2s.
- STEPHENSON (GEORGE and ROBERT). The Story of their Lives. By SAMUEL SMILES. With Portraits and 70 Illustrations. Medium. 8vo. 21s. Or Popular Edition, Post 8vo. 6s.
- STOTHARD'S (THOMAS) Life. With Personal Reminiscences. By MRS. BRAY. With Portrait and 60 Woodcuts. 4to. 21s.
- STREET'S (G. E.) Gothic Architecture in Spain. From Personal Observations during several Journeys through that country. Illustrations. Medium 8vo. 5s.
- Brick and Marble Architecture of Italy in the Middle Ages. Plates. 8vo. 21s.
- SULLIVAN'S (SIR EDWARD) Princes, Warriors, and Statesmen of India; an Historical Narrative of the most important Events, from the Invasion of Mahmood of Ghizni to that of Nadir Shah. 8vo. 12s.
- SWIFT'S (JONATHAN) Life, Letters, Journals, and Works. By JOHN FORSTER. 8vo. (*In Preparation*.)
- SYBEL'S (VON) History of the French Revolution, 1789—1795. Translated from the German. By WALTER C. FRENZ. Vols. 1 & 2. 8vo. (*In the Press*.)
- SYME'S (PROFESSOR) Principles of Surgery. 5th Edition. 8vo. 12s.
- TAIT'S (BISHOP) Dangers and Safeguards of Modern Theology, containing Suggestions to the Theological Student under Present Difficulties. 8vo. 9s.
- TAYLOR'S (HENRY) Notes from Life, in Six Essays on Money, Humility and Independence, Wisdom, Choice in Marriage, Children, and Life Poetic. Fcap. 8vo. 2s.
- THOMSON'S (ARCHBISHOP) Sermons, Preached in the Chapel of Lincoln's Inn. 8vo. 10s. 6d.
- THREE-LEAVED MANUAL OF FAMILY PRAYER; arranged so as to save the trouble of turning the Pages backwards and forwards. Royal 8vo. 2s.
- TREMENHEERE'S (H. S.) The Franchise a Privilege and not a Right, proved by the Political Experience of the Ancients. Fcap. 8vo. 2s. 6d.
- TRISTRAM'S (H. B.) Great Sahara. Wanderings South of the Atlas Mountains. Map and Illustrations. Post 8vo. 15s.
- TWISS' (HORACE) Public and Private Life of Lord Chancellor Eldon, with Selections from his Correspondence. Portrait. Third Edition. 2 Vols. Post 8vo. 21s.
- TYLOR'S (E. B.) Researches into the Early History of Mankind, and the Development of Civilization. Illustrations. 8vo. 12s.
- TYNDALL'S (JOHN) Glaciers of the Alps. With an account of Three Years' Observations and Experiments on their General Phenomena. Woodcuts. Post 8vo. 14s.
- TYTLER'S (PATRICK FRASER) Memoirs. By REV. J. W. BURTON, M.A. 8vo. 9s.

- VAUGHAN'S (REV. DR.) Sermons preached in Harrow School. 8vo. 10s. 6d.
- WAAGEN'S (DR.) Treasures of Art in Great Britain. Being an Account of the Chief Collections of Paintings, Sculpture, Manuscripts, Miniatures, &c. &c., in this Country. *Obtained from Personal Inspection during Visits to England. 4 Vols. 8vo.
- VAMBERY'S (ARMINIUS) Travels in Central Asia, from Teheran across the Turkoman Desert on the Eastern Shore of the Caspian to Khiva, Bokhara, and Samarcand in 1863. Map and Illustrations. 8vo. 21s.
- WELLINGTON'S (THE DUKE OF) Despatches during his various Campaigns. Compiled from Official and other Authentic Documents. By COL. GURWOOD, C.B. 8 Vols. 8vo. 21s. each.
- Supplementary Despatches, and other Papers, Edited by his Son. Vols. I. to XII. 8vo. 20s. each.
- Selections from his Despatches and General Orders. By COLONEL GURWOOD. 8vo. 18s.
- Speeches in Parliament. 2 Vols. 8vo. 42s.
- WILKINSON'S (SIR J. G.) Popular Account of the Private Life, Manners, and Customs of the Ancient Egyptians. *New Edition.* Revised and Condensed. With 500 Woodcuts. 2 Vols. Post 8vo. 12s.
- Handbook for Egypt.—Thebes, the Nile, Alexandria, Cairo, the Pyramids, Mount Sinai, &c. Map. Post 8vo. 15s.
- (G. B.) Working Man's Handbook to South Australia; with Advice to the Farmer, and Detailed Information for the several Classes of Labourers and Artisans. Map. 18mo. 1s. 6d.
- WILSON'S (BISHOP DANIEL) Life, with Extracts from his Letters and Journals. By REV. JOSIAH BATEMAN. *Second Edition.* Illustrations. Post 8vo. 9s.
- (GENL. SIR ROBERT) Secret History of the French Invasion of Russia, and Retreat of the French Army, 1812. *Second Edition.* 8vo. 15s.
- Private Diary of Travels, Personal Services, and Public Events, during Missions and Employments in Spain, Sicily, Turkey, Russia, Poland, Germany, &c. 1812-14. 2 Vols. 8vo. 26s.
- Autobiographical Memoirs. Containing an Account of his Early Life down to the Peace of Tilsit. Portrait. 2 Vols. 8vo. 26s.
- WORDSWORTH'S (CANON) Journal of a Tour in Athens and Attica. *Third Edition.* Plates. Post 8vo. 8s. 6d.
- Pictorial, Descriptive, and Historical Account of Greece, with a History of Greek Art, by G. SCHARP, F.S.A. *New Edition.* With 600 Woodcuts. Royal 8vo. 28s.

BOUND BY
EDMONDS & REMNANT
LONDON

ANIMALS
AND
PLANTS
UNDER
DOMESTICATION.

DARWIN.


VOL. II.

8

26

575.1

LONDON, JOHN MURRAY.



HBH 4 2



MUSEUM OF ZOOLOGY

BEQUEATHED BY


ALFRED NEWTON, M.A., F.R.S.,

FELLOW OF MAGDALENE COLLEGE,

PROFESSOR OF ZOOLOGY AND

COMPARATIVE ANATOMY,

1866-1907



*Alfred Newton
1868.*

THE VARIATION
OF
ANIMALS AND PLANTS
UNDER DOMESTICATION.

BY CHARLES DARWIN, M.A., F.R.S., &c.

IN TWO VOLUMES.—VOL. II.

WITH ILLUSTRATIONS

LONDON:
JOHN MURRAY, ALBEMARLE STREET.
1868.

The right of Translation is reserved.

LONDON: PRINTED BY WILLIAM CLOWES AND SONS, STAMFORD STREET,
AND CHURCH LANE.

CONTENTS OF VOLUME II.

CHAPTER XII.

INHERITANCE.

WONDERFUL NATURE OF INHERITANCE — PEDIGREES OF OUR DOMESTICATED ANIMALS — INHERITANCE NOT DUE TO CHANCE — TRIFLING CHARACTERS INHERITED — DISEASES INHERITED — PECULIARITIES IN THE EYE INHERITED — DISEASES IN THE HORSE — LONGEVITY AND VIGOUR — ASYMMETRICAL DEVIATIONS OF STRUCTURE — POLYDACTYLISM AND REGROWTH OF SUPERNUMERARY DIGITS AFTER AMPUTATION — CASES OF SEVERAL CHILDREN SIMILARLY AFFECTED FROM NON-AFFECTED PARENTS — WEAK AND FLUCTUATING INHERITANCE: IN WEEPING TREES, IN DWARFNESS, COLOUR OF FRUIT AND FLOWERS, COLOUR OF HORSES — NON-INHERITANCE IN CERTAIN CASES — INHERITANCE OF STRUCTURE AND HABITS OVERBORENE BY HOSTILE CONDITIONS OF LIFE, BY INCESANTLY RECURRING VARIABILITY, AND BY REVERSION — CONCLUSION Page 1

CHAPTER XIII.

INHERITANCE *continued* — REVERSION OR ATAVISM.

DIFFERENT FORMS OF REVERSION — IN PURE OR UNCROSSED BREEDS, AS IN PIGEONS, FOWLS, HORNLESS CATTLE AND SHEEP, IN CULTIVATED PLANTS — REVERSION IN FERAL ANIMALS AND PLANTS — REVERSION IN CROSSED VARIETIES AND SPECIES — REVERSION THROUGH BUD-PROPAGATION, AND BY SEGMENTS IN THE SAME FLOWER OR FRUIT — IN DIFFERENT PARTS OF THE BODY IN THE SAME ANIMAL — THE ACT OF CROSSING A DIRECT CAUSE OF REVERSION, VARIOUS CASES OF, WITH INSTINCTS — OTHER PROXIMATE CAUSES OF REVERSION — LATENT CHARACTERS — SECONDARY SEXUAL CHARACTERS — UNEQUAL DEVELOPMENT OF THE TWO SIDES OF THE BODY — APPEARANCE WITH ADVANCING AGE OF CHARACTERS DERIVED FROM A CROSS — THE GERM WITH ALL ITS LATENT CHARACTERS A WONDERFUL OBJECT — MONSTROSITIES — PELAGIC FLOWERS DUE IN SOME CASES TO REVERSION .. 28

CHAPTER XIV.

INHERITANCE *continued* — FIXEDNESS OF CHARACTER — PREPOTENCY — SEXUAL LIMITATION — CORRESPONDENCE OF AGE.

FIXEDNESS OF CHARACTER APPARENTLY NOT DUE TO ANTIQUITY OF INHERITANCE — PREPOTENCY OF TRANSMISSION IN INDIVIDUALS OF THE SAME FAMILY, IN CROSSED BREEDS AND SPECIES; OFTEN STRONGER IN ONE SEX THAN THE OTHER; SOMETIMES DUE TO THE SAME CHARACTER BEING PRESENT AND VISIBLE IN ONE BREED AND LATENT IN THE OTHER — INHERITANCE AS LIMITED BY SEX — NEWLY-ACQUIRED CHARACTERS IN OUR DOMESTICATED ANIMALS OFTEN TRANSMITTED BY ONE SEX ALONE, SOMETIMES LOST BY ONE SEX ALONE — INHERITANCE AT COE-

RESPONDING PERIODS OF LIFE — THE IMPORTANCE OF THE PRINCIPLE WITH RESPECT TO EMBRYOLOGY; AS EXHIBITED IN DOMESTICATED ANIMALS; AS EXHIBITED IN THE APPEARANCE AND DISAPPEARANCE OF INHERITED DISEASES; SOMETIMES SUPERVENING EARLIER IN THE CHILD THAN IN THE PARENT — SUMMARY OF THE THREE PRECEDING CHAPTERS Page 62

CHAPTER XV.

ON CROSSING.

FREE INTERCROSSING OBLITERATES THE DIFFERENCES BETWEEN ALLIED BREEDS — WHEN THE NUMBERS OF TWO COMMINGLING BREEDS ARE UNEQUAL, ONE ABSORBS THE OTHER — THE RATE OF ABSORPTION DETERMINED BY PREPOTENCY OF TRANSMISSION, BY THE CONDITIONS OF LIFE, AND BY NATURAL SELECTION — ALL ORGANIC BEINGS OCCASIONALLY INTERCROSS; APPARENT EXCEPTIONS — ON CERTAIN CHARACTERS INCAPABLE OF FUSION; CHIEFLY OR EXCLUSIVELY THOSE WHICH HAVE SUDDENLY APPEARED IN THE INDIVIDUAL — ON THE MODIFICATION OF OLD RACES, AND THE FORMATION OF NEW RACES, BY CROSSING — SOME CROSSED RACES HAVE BREED TRUE FROM THEIR FIRST PRODUCTION — ON THE CROSSING OF DISTINCT SPECIES IN RELATION TO THE FORMATION OF DOMESTIC RACES.. .. . 85

CHAPTER XVI.

CAUSES WHICH INTERFERE WITH THE FREE CROSSING OF VARIETIES — INFLUENCE OF DOMESTICATION ON FERTILITY.

DIFFICULTIES IN JUDGING OF THE FERTILITY OF VARIETIES WHEN CROSSED — VARIOUS CAUSES WHICH KEEP VARIETIES DISTINCT, AS THE PERIOD OF BREEDING AND SEXUAL PREFERENCE — VARIETIES OF WHEAT SAID TO BE STERILE WHEN CROSSED — VARIETIES OF MAIZE, VERBASCUM, HOLLYHOCK, GOURDS, MELONS, AND TOBACCO, RENDERED IN SOME DEGREE MUTUALLY STERILE — DOMESTICATION ELIMINATES THE TENDENCY TO STERILITY NATURAL TO SPECIES WHEN CROSSED — ON THE INCREASED FERTILITY OF UNCROSSED ANIMALS AND PLANTS FROM DOMESTICATION AND CULTIVATION 100

CHAPTER XVII.

ON THE GOOD EFFECTS OF CROSSING, AND ON THE EVIL EFFECTS OF CLOSE INTERBREEDING.

DEFINITION OF CLOSE INTERBREEDING — AUGMENTATION OF MORBID TENDENCIES — GENERAL EVIDENCE ON THE GOOD EFFECTS DERIVED FROM CROSSING, AND ON THE EVIL EFFECTS FROM CLOSE INTERBREEDING — CATTLE, CLOSELY INTERBRED; HALF-WILD CATTLE LONG KEPT IN THE SAME PARKS — SHEEP — FALLOW-DEER — DOGS — RABBITS — PIGS — MAN, ORIGIN OF HIS ABHORRENCE OF INCESTUOUS MARRIAGES — FOWLS — PIGEONS — BEE-KEEPS — PLANTS, GENERAL CONSIDERATIONS ON THE BENEFITS DERIVED FROM CROSSING — MELONS, FRUIT-TREES, PEAS, CABBAGES, WHEAT, AND FOREST-TREES — ON THE INCREASED SIZE OF HYBRID PLANTS, NOT EXCLUSIVELY DUE TO THEIR STERILITY — ON CERTAIN PLANTS WHICH EITHER NORMALLY OR ABNORMALLY ARE SELF-IMPOTENT, BUT ARE FERTILE, BOTH ON THE MALE AND FEMALE SIDE, WHEN CROSSED WITH DISTINCT INDIVIDUALS EITHER OF THE SAME OR ANOTHER SPECIES — CONCLUSION 114

CHAPTER XVIII.

ON THE ADVANTAGES AND DISADVANTAGES OF CHANGED
CONDITIONS OF LIFE: STERILITY FROM VARIOUS CAUSES.

ON THE GOOD DERIVED FROM SLIGHT CHANGES IN THE CONDITIONS OF LIFE—
STERILITY FROM CHANGED CONDITIONS, IN ANIMALS, IN THEIR NATIVE COUNTRY
AND IN MENAGERIES—MAMMALS, BIRDS, AND INSECTS—LOSS OF SECONDARY
SEXUAL CHARACTERS AND OF INSTINCTS—CAUSES OF STERILITY—STERILITY
OF DOMESTICATED ANIMALS FROM CHANGED CONDITIONS—SEXUAL INCOMPATI-
BILITY OF INDIVIDUAL ANIMALS—STERILITY OF PLANTS FROM CHANGED CONDI-
TIONS OF LIFE—CONTABESCENCE OF THE ANTHEMS—MONSTROSITIES AS A CAUSE
OF STERILITY—DOUBLE FLOWERS—SEEDLESS FRUIT—STERILITY FROM THE
EXCESSIVE DEVELOPMENT OF THE ORGANS OF VEGETATION—FROM LONG-CONTINUED
PROPAGATION BY BUDS—INCIPIENT STERILITY THE PRIMARY CAUSE OF DOUBLE
FLOWERS AND SEEDLESS FRUIT Page 145

CHAPTER XIX.

SUMMARY OF THE FOUR LAST CHAPTERS, WITH REMARKS
ON HYBRIDISM.

ON THE EFFECTS OF CROSSING—THE INFLUENCE OF DOMESTICATION ON FERTILITY
—CLOSE INTERBREEDING—GOOD AND EVIL RESULTS FROM CHANGED CONDITIONS
OF LIFE—VARIETIES WHEN CROSSED NOT INVARIABLY FERTILE—ON THE DIF-
FERENCE IN FERTILITY BETWEEN CROSSED SPECIES AND VARIETIES—CONCLUSIONS
WITH RESPECT TO HYBRIDISM—LIGHT THROWN ON HYBRIDISM BY THE ILLGITI-
MATE PROGENY OF DIMORPHIC AND TRIMORPHIC PLANTS—STERILITY OF CROSSED
SPECIES DUE TO DIFFERENCES CONFINED TO THE REPRODUCTIVE SYSTEM—NOT
ACCUMULATED THROUGH NATURAL SELECTION—REASONS WHY DOMESTIC VARIETIES
ARE NOT MUTUALLY STERILE—TOO MUCH STRESS HAS BEEN LAID ON THE
DIFFERENCE IN FERTILITY BETWEEN CROSSED SPECIES AND CROSSED VARIETIES—
CONCLUSION 173

CHAPTER XX.

SELECTION BY MAN.

SELECTION A DIFFICULT ART—METHODICAL, UNCONSCIOUS, AND NATURAL SELECTION
—RESULTS OF METHODICAL SELECTION—CARE TAKEN IN SELECTION—SELECTION
WITH PLANTS—SELECTION CARRIED ON BY THE ANCIENTS, AND BY SEMI-CIVILISED
PEOPLE—UNIMPORTANT CHARACTERS OFTEN ATTENDED TO—UNCONSCIOUS SELE-
TION—AS CIRCUMSTANCES SLOWLY CHANGE, SO HAVE OUR DOMESTICATED ANIMALS
CHANGED THROUGH THE ACTION OF UNCONSCIOUS SELECTION—INFLUENCE OF
DIFFERENT BREEDERS ON THE SAME SUB-VARIETY—PLANTS AS AFFECTED BY
UNCONSCIOUS SELECTION—EFFECTS OF SELECTION AS SHOWN BY THE GREAT
AMOUNT OF DIFFERENCE IN THE PARTS MOST VALUED BY MAN 192

CHAPTER XXI.

SELECTION—*continued.*

NATURAL SELECTION AS AFFECTING DOMESTIC PRODUCTIONS—CHARACTERS WHICH APPEAR OF TRIFLING VALUE OFTEN OF REAL IMPORTANCE—CIRCUMSTANCES FAVOURABLE TO SELECTION BY MAN—FACILITY IN PREVENTING CROSSES, AND THE NATURE OF THE CONDITIONS—CLOSE ATTENTION AND PERSEVERANCE INDISPENSABLE—THE PRODUCTION OF A LARGE NUMBER OF INDIVIDUALS ESPECIALLY FAVOURABLE—WHEN NO SELECTION IS APPLIED, DISTINCT RACES ARE NOT FORMED—HIGHLY-BRED ANIMALS LIABLE TO DEGENERATION—TENDENCY IN MAN TO CARRY THE SELECTION OF EACH CHARACTER TO AN EXTREME POINT, LEADING TO DIVERGENCE OF CHARACTER, RARELY TO CONVERGENCE—CHARACTERS CONTINUING TO VARY IN THE SAME DIRECTION IN WHICH THEY HAVE ALREADY VARIED—DIVERGENCE OF CHARACTER, WITH THE EXTINCTION OF INTERMEDIATE VARIETIES, LEADS TO DISTINCTNESS IN OUR DOMESTIC RACES—LIMIT TO THE POWER OF SELECTION—LAISE OF TIME IMPORTANT—MANNER IN WHICH DOMESTIC RACES HAVE ORIGINATED—SUMMARY Page 224

CHAPTER XXII.

CAUSES OF VARIABILITY.

VARIABILITY DOES NOT NECESSARILY ACCOMPANY REPRODUCTION—CAUSES ASSIGNED BY VARIOUS AUTHORS—INDIVIDUAL DIFFERENCES—VARIABILITY OF EVERY KIND DUE TO CHANGED CONDITIONS OF LIFE—ON THE NATURE OF SUCH CHANGES—CLIMATE, FOOD, EXCESS OF NUTRIMENT—SLIGHT CHANGES SUFFICIENT—EFFECTS OF GRAFTING ON THE VARIABILITY OF SEEDLING-TREES—DOMESTIC PRODUCTIONS BECOME HABITUATED TO CHANGED CONDITIONS—ON THE ACCUMULATIVE ACTION OF CHANGED CONDITIONS—CLOSE INTERBREEDING AND THE IMAGINATION OF THE MOTHER SUPPOSED TO CAUSE VARIABILITY—CROSSING AS A CAUSE OF THE APPEARANCE OF NEW CHARACTERS—VARIABILITY FROM THE COMINGLING OF CHARACTERS AND FROM REVERSION—ON THE MANNER AND PERIOD OF ACTION OF THE CAUSES WHICH EITHER DIRECTLY, OR INDIRECTLY THROUGH THE REPRODUCTIVE SYSTEM, INDUCE VARIABILITY 250

CHAPTER XXIII.

DIRECT AND DEFINITE ACTION OF THE EXTERNAL CONDITIONS OF LIFE.

SLIGHT MODIFICATIONS IN PLANTS FROM THE DEFINITE ACTION OF CHANGED CONDITIONS, IN SIZE, COLOUR, CHEMICAL PROPERTIES, AND IN THE STATE OF THE TISSUES—LOCAL DISEASES—CONSPICUOUS MODIFICATIONS FROM CHANGED CLIMATE OR FOOD, ETC.—PLUMAGE OF BIRDS AFFECTED BY PECULIAR NUTRIMENT, AND BY THE INOCULATION OF POISON—LAND-SHELLS—MODIFICATIONS OF ORGANIC BEINGS IN A STATE OF NATURE THROUGH THE DEFINITE ACTION OF EXTERNAL CONDITIONS—COMPARISON OF AMERICAN AND EUROPEAN TREES—GALLS—EFFECTS OF PARASITIC FUNGI—CONSIDERATIONS OPPOSED TO THE BELIEF IN THE POTENT INFLUENCE OF CHANGED EXTERNAL CONDITIONS—PARALLEL SERIES OF VARIETIES—AMOUNT OF VARIATION DOES NOT CORRESPOND WITH THE DEGREE OF CHANGE IN THE CONDITIONS—BUD-VARIATION—MONSTROSITIES PRODUCED BY UNNATURAL TREATMENT—SUMMARY 271

CHAPTER XXIV.

LAWS OF VARIATION — USE AND DISUSE, ETC.

NISUS FORMATIVUS, OR THE CO-ORDINATING POWER OF THE ORGANISATION — ON THE EFFECTS OF THE INCREASED USE AND DISUSE OF ORGANS — CHANGED HABITS OF LIFE — ACCLIMATISATION WITH ANIMALS AND PLANTS — VARIOUS METHODS BY WHICH THIS CAN BE EFFECTED — ARRESTS OF DEVELOPMENT — RUDIMENTARY ORGANS	Page 293
--	----------

CHAPTER XXV.

LAWS OF VARIATION, *continued* — CORRELATED VARIABILITY.

EXPLANATION OF TERM — CORRELATION AS CONNECTED WITH DEVELOPMENT — MODIFICATIONS CORRELATED WITH THE INCREASED OR DECREASED SIZE OF PARTS — CORRELATED VARIATION OF HOMOLOGOUS PARTS — FEATHERED FEET IN BIRDS ASSUMING THE STRUCTURE OF THE WINGS — CORRELATION BETWEEN THE HEAD AND THE EXTREMITIES — BETWEEN THE SKIN AND DERMAL APPENDAGES — BETWEEN THE ORGANS OF SIGHT AND HEARING — CORRELATED MODIFICATIONS IN THE ORGANS OF PLANTS — CORRELATED MONSTROSITIES — CORRELATION BETWEEN THE SKULL AND EARS — SKULL AND CREST OF FEATHERS — SKULL AND HORNS — CORRELATION OF GROWTH COMPLICATED BY THE ACCUMULATED EFFECTS OF NATURAL SELECTION — COLOUR AS CORRELATED WITH CONSTITUTIONAL PECULIARITIES	319
---	-----

CHAPTER XXVI.

LAWS OF VARIATION, *continued* — SUMMARY.

ON THE AFFINITY AND COHESION OF HOMOLOGOUS PARTS — ON THE VARIABILITY OF MULTIPLE AND HOMOLOGOUS PARTS — COMPENSATION OF GROWTH — MECHANICAL PRESSURE — RELATIVE POSITION OF FLOWERS WITH RESPECT TO THE AXIS OF THE PLANT, AND OF SEEDS IN THE CAPSULE, AS INDUCING VARIATION — ANALOGOUS OR PARALLEL VARIETIES — SUMMARY OF THE THREE LAST CHAPTERS	329
---	-----

CHAPTER XXVII.

PROVISIONAL HYPOTHESIS OF PANGENESIS.

PRELIMINARY REMARKS — FIRST PART: — THE FACTS TO BE CONNECTED UNDER A SINGLE POINT OF VIEW, NAMELY, THE VARIOUS KINDS OF REPRODUCTION — THE DIRECT ACTION OF THE MALE ELEMENT ON THE FEMALE — DEVELOPMENT — THE FUNCTIONAL INDEPENDENCE OF THE ELEMENTS OR UNITS OF THE BODY — VARIABILITY — INHERITANCE — REVERSION.	
SECOND PART: — STATEMENT OF THE HYPOTHESIS — HOW FAR THE NECESSARY ASSUMPTIONS ARE IMPROBABLE — EXPLANATION BY AID OF THE HYPOTHESIS OF THE SEVERAL CLASSES OF FACTS SPECIFIED IN THE FIRST PART — CONCLUSION ..	357

CHAPTER XXVIII.

CONCLUDING REMARKS.

DOMESTICATION — NATURE AND CAUSES OF VARIABILITY — SELECTION — DIVERGENCE AND DISTINCTNESS OF CHARACTER — EXTINCTION OF RACES — CIRCUMSTANCES FAVOURABLE TO SELECTION BY MAN — ANTIQUITY OF CERTAIN RACES — THE QUESTION WHETHER EACH PARTICULAR VARIATION HAS BEEN SPECIALLY PRE-ORDAINED Page 405

INDEX 433

ERRATA.

- Vol. II., pp. 18, 232, 258, for *Cratægus oxycantha*, read *oxycantha*.
 " p. 98, 8 lines from top, for *Dianthus armoria* read *armeria*.
 " " 156, 15 lines from bottom, for *Casuarinus* read *Casuarina*.
 " " " 4 lines from bottom, for *Grus cineria* read *cineros*.
 " " 168, 11 lines from top, for *Æsculus* read *JEsculus*.
 " " 300, 3 lines from top, for *anastomising* read *anastomosing*.
 " " " foot-note, for *Birkell* read *Brickell*.

THE
VARIATION OF ANIMALS AND PLANTS
UNDER DOMESTICATION.

CHAPTER XII.

INHERITANCE.

WONDERFUL NATURE OF INHERITANCE — PEDIGREES OF OUR DOMESTICATED ANIMALS — INHERITANCE NOT DUE TO CHANCE — TRIPILING CHARACTERS INHERITED — DISEASES INHERITED — PECULIARITIES IN THE EYE INHERITED — DISEASES IN THE HORSE — LONGEVITY AND VIGOUR — ASYMMETRICAL DEVIATIONS OF STRUCTURE — POLYDACTYLISM AND REGROWTH OF SUPERNUMERARY DIGITS AFTER AMPUTATION — CASES OF SEVERAL CHILDREN SIMILARLY AFFECTED FROM NON-AFFECTED PARENTS — WEAK AND FLUCTUATING INHERITANCE: IN WEEPING TREES, IN DWARFNESS, COLOUR OF FRUIT AND FLOWERS, COLOUR OF HORSES — NON-INHERITANCE IN CERTAIN CASES — INHERITANCE OF STRUCTURE AND HABITS OVERRULED BY HOSTILE CONDITIONS OF LIFE, BY INCESSANTLY RECURRING VARIABILITY, AND BY REVERSION — CONCLUSION.

16 THE subject of inheritance is an immense one, and has been treated by many authors. One work alone, 'De l'Hérédité Naturelle,' by Dr. Prosper Lucas, runs to the length of 1562 pages. We must confine ourselves to certain points which have an important bearing on the general subject of variation, both with domestic and natural productions. It is obvious that a variation which is not inherited throws no light on the derivation of species, nor is of any service to man, except in the case of perennial plants, which can be propagated by buds.

If animals and plants had never been domesticated, and wild ones alone had been observed, we should probably never have heard the saying, that "like begets like." The proposition would have been as self-evident, as that all the buds on the same tree are alike, though neither proposition is strictly true. For, as has often been remarked, probably no two individuals are

identically the same. All wild animals recognise each other, which shows that there is some difference between them; and when the eye is well practised, the shepherd knows each sheep, and man can distinguish a fellow-man out of millions on millions of other men. Some authors have gone so far as to maintain that the production of slight differences is as much a necessary function of the powers of generation, as the production of offspring like their parents. This view, as we shall see in a future chapter, is not theoretically probable, though practically it holds good. The saying that "like begets like" has in fact arisen from the perfect confidence felt by breeders, that a superior or inferior animal will generally reproduce its kind; but this very superiority or inferiority shows that the individual in question has departed slightly from its type.

The whole subject of inheritance is wonderful. When a new character arises, whatever its nature may be, it generally tends to be inherited, at least in a temporary and sometimes in a most persistent manner. What can be more wonderful than that some trifling peculiarity, not primordially attached to the species, should be transmitted through the male or female sexual cells, which are so minute as not to be visible to the naked eye, and afterwards through the incessant changes of a long course of development, undergone either in the womb or in the egg, and ultimately appear in the offspring when mature, or even when quite old, as in the case of certain diseases? Or again, what can be more wonderful than the well-ascertained fact that the minute ovule of a good milking cow will produce a male, from whom a cell, in union with an ovule, will produce a female, and she, when mature, will have large mammary glands, yielding an abundant supply of milk, and even milk of a particular quality? Nevertheless, the real subject of surprise is, as Sir H. Holland has well remarked,¹ not that a character should be inherited, but that any should ever fail to be inherited. In a future chapter, devoted to an hypothesis which I have termed pangensis, an attempt will be made to show the means by which characters of all kinds are transmitted from generation to generation.

¹ 'Medical Notes and Reflections,' 3rd edit., 1855, p. 267.

Some writers,² who have not attended to natural history, have attempted to show that the force of inheritance has been much exaggerated. The breeders of animals would smile at such simplicity; and if they condescended to make any answer, might ask what would be the chance of winning a prize if two inferior animals were paired together? They might ask whether the half-wild Arabs were led by theoretical notions to keep pedigrees of their horses? Why have pedigrees been scrupulously kept and published of the Shorthorn cattle, and more recently of the Hereford breed? Is it an illusion that these recently improved animals safely transmit their excellent qualities even when crossed with other breeds? have the Short-horns, without good reason, been purchased at immense prices and exported to almost every quarter of the globe, a thousand guineas having been given for a bull? With greyhounds pedigrees have likewise been kept, and the names of such dogs, as Snowball, Major, &c., are as well known to coursers as those of Eclipse and Herod on the turf. Even with the Game-cock pedigrees of famous strains were formerly kept, and extended back for a century. With pigs, the Yorkshire and Cumberland breeders "preserve and print pedigrees;" and to show how such highly-bred animals are valued, I may mention that Mr. Brown, who won all the first prizes for small breeds at Birmingham in 1850, sold a young sow and boar of his breed to Lord Ducie for 43 guineas; the sow alone was afterwards sold to the Rev. F. Thursby for 65 guineas; who writes, "she paid me very well, having sold her produce for 300*l.*, and having now four breeding sows from her."³ Hard cash paid down, over and over again, is an excellent test of inherited superiority. In fact, the whole art of breeding, from which such great results have been attained during the present century, depends on the inheritance of each small

² Mr. Buckle, in his grand work on 'Civilisation,' expresses doubts on the subject owing to the want of statistics. See also Mr. Bowen, Professor of Moral Philosophy, in 'Proc. American Acad. of Sciences,' vol. v. p. 102.

³ For greyhounds, see Low's 'Domest.

Animals of the British Islands,' 1845, p. 721. For game-fowls, see 'The Poultry Book,' by Mr. Tegetmeier, 1866, p. 123. For pigs, see Mr. Sidney's edit. of 'Youatt on the Pig,' 1860, pp. 11, 22.

detail of structure. But inheritance is not certain; for if it were, the breeder's art⁴ would be reduced to a certainty, and there would be little scope left for all that skill and perseverance shown by the men who have left an enduring monument of their success in the present state of our domesticated animals.

It is hardly possible, within a moderate compass, to impress on the mind of those who have not attended to the subject, the full conviction of the force of inheritance which is slowly acquired by rearing animals, by studying the many treatises which have been published on the various domestic animals, and by conversing with breeders. I will select a few facts of the kind, which, as far as I can judge, have most influenced my own mind. With man and the domestic animals, certain peculiarities have appeared in an individual, at rare intervals, or only once or twice in the history of the world, but have reappeared in several of the children and grandchildren. Thus Lambert, "the porcupine-man," whose skin was thickly covered with warty projections, which were periodically moulted, had all his six children and two grandsons similarly affected.⁵ The face and body being covered with long hair, accompanied by deficient teeth (to which I shall hereafter refer), occurred in three successive generations in a Siamese family; but this case is not unique, as a woman⁶ with a completely hairy face was exhibited in London in 1663, and another instance has recently occurred. Colonel Hallam⁷ has described a race of two-legged pigs, "the hinder extremities being entirely wanting;" and this deficiency was transmitted through three generations. In fact, all races presenting any remarkable peculiarity, such as solid-hoofed swine, Mauchamp sheep, niata cattle, &c., are instances of the long-continued inheritance of rare deviations of structure.

When we reflect that certain extraordinary peculiarities have

⁴ 'The Stud Farm,' by Cecil, p. 39.

⁵ 'Philosophical Transactions,' 1755, p. 23. I have seen only second-hand accounts of the two grandsons. Mr. Sedgwick, in a paper to which I shall hereafter often refer, states that four generations were affected, and in each

the males alone.

⁶ Barbara Van Beck, figured, as I am informed by the Rev. W. D. Fox, in Woodburn's 'Gallery of Rare Portraits,' 1816, vol. ii.

⁷ 'Proc. Zoolog. Soc.,' 1833, p. 16.

thus appeared in a single individual out of many millions, all exposed in the same country to the same general conditions of life, and, again, that the same extraordinary peculiarity has sometimes appeared in individuals living under widely different conditions of life, we are driven to conclude that such peculiarities are not directly due to the action of the surrounding conditions, but to unknown laws acting on the organisation or constitution of the individual;—that their production stands in hardly closer relation to the conditions than does life itself. If this be so, and the occurrence of the same unusual character in the child and parent cannot be attributed to both having been exposed to the same unusual conditions, then the following problem is worth consideration, as showing that the result cannot be due, as some authors have supposed, to mere coincidence, but must be consequent on the members of the same family inheriting something in common in their constitution. Let it be assumed that, in a large population, a particular affection occurs on an average in one out of a million, so that the *à priori* chance that an individual taken at random will be so affected is only one in a million. Let the population consist of sixty millions, composed, we will assume, of ten million families, each containing six members. On these data, Professor Stokes has calculated for me that the odds will be no less than 8333 millions to 1 that in the ten million families there will not be even a single family in which one parent and two children will be affected by the peculiarity in question. But numerous cases could be given, in which several children have been affected by the same rare peculiarity with one of their parents; and in this case, more especially if the grandchildren be included in the calculation, the odds against mere coincidence become something prodigious, almost beyond enumeration.

In some respects the evidence of inheritance is more striking when we consider the reappearance of trifling peculiarities. Dr. Hodgkin formerly told me of an English family in which, for many generations, some members had a single lock differently coloured from the rest of the hair. I knew an Irish gentleman, who, on the right side of his head, had a small white lock in the midst of his dark hair: he assured me that his grandmother had

a similar lock on the same side, and his mother on the opposite side. But it is superfluous to give instances; every shade of expression, which may often be seen alike in parents and children, tells the same story. On what a curious combination of corporeal structure, mental character, and training, must handwriting depend! yet every one must have noted the occasional close similarity of the handwriting in father and son, although the father had not taught his son. A great collector of franks assured me that in his collection there were several franks of father and son hardly distinguishable except by their dates. Hofacker, in Germany, remarks on the inheritance of handwriting; and it has even been asserted that English boys when taught to write in France naturally cling to their English manner of writing.⁸ Gait, gestures, voice, and general bearing are all inherited, as the illustrious Hunter and Sir A. Carlisle have insisted.⁹ My father communicated to me two or three striking instances, in one of which a man died during the early infancy of his son, and my father, who did not see this son until grown up and out of health, declared that it seemed to him as if his old friend had risen from the grave, with all his highly peculiar habits and manners. Peculiar manners pass into tricks, and several instances could be given of their inheritance; as in the case, often quoted, of the father who generally slept on his back, with his right leg crossed over the left, and whose daughter, whilst an infant in the cradle, followed exactly the same habit, though an attempt was made to cure her.¹⁰ I will give one instance which has fallen under my own observation, and which is curious from being a trick associated with a peculiar state of mind, namely, pleasurable emotion. A boy had the singular habit, when pleased, of rapidly moving his fingers parallel to each other, and, when much excited, of raising both hands, with the fingers still moving, to the sides of his face on a level with the eyes; this boy, when almost an old man, could still hardly resist this trick when much pleased, but from its absurdity concealed it. He had eight children. Of these, a girl, when

⁸ Hofacker, 'Ueber die Eigenschaften,' &c., 1828, s. 34. Report by Pariset in 'Comptes Rendus,' 1847, p. 592.

⁹ Hunter, as quoted in Harlan's 'Med.

Researches,' p. 530. Sir A. Carlisle, 'Phil. Transact.,' 1814, p. 94.

¹⁰ Girou de Buzareignes, 'De la Génération,' p. 282.

pleased, at the age of four and a half years, moved her fingers in exactly the same way, and what is still odder, when much excited, she raised both her hands, with her fingers still moving, to the sides of her face, in exactly the same manner as her father had done, and sometimes even still continued to do when alone. I never heard of any one excepting this one man and his little daughter who had this strange habit; and certainly imitation was in this instance out of the question.

Some writers have doubted whether those complex mental attributes, on which genius and talent depend, are inherited, even when both parents are thus endowed. But he who will read Mr. Galton's able paper¹¹ on hereditary talent will have his doubts allayed.

Unfortunately it matters not, as far as inheritance is concerned, how injurious a quality or structure may be if compatible with life. No one can read the many treatises¹² on hereditary disease and doubt this. The ancients were strongly of this opinion, or, as Ranchin expresses it, *Omnes Græci, Arabes, et Latini in eo consentiunt*. A long catalogue could be given of all sorts of inherited malformations and of predisposition to various diseases. With gout, fifty per cent. of the cases observed in hospital practice are, according to Dr. Garrod, inherited, and a greater percentage in private practice. Every one knows how often insanity runs in families, and some of the cases given by Mr. Sedgwick are awful,—as of a surgeon, whose brother, father, and four paternal uncles were all insane, the latter dying by suicide; of a Jew, whose father, mother, and six brothers and sisters were all mad; and in some other cases several members of the same family, during three or four successive generations, have committed suicide. Striking instances

¹¹ 'Macmillan's Magazine,' July and August, 1865.

¹² The works which I have read and found most useful are Dr. Prosper Lucas's great work, 'Traité de l'Hérédité Naturelle,' 1847. Mr. W. Sedgwick, in 'British and Foreign Medico-Chirurg. Review,' April and July, 1861, and April and July, 1863; Dr. Garrod on Gout is quoted in these articles. Sir Henry Holland, 'Medical Notes and Reflections,' 3rd edit., 1855. Piorry, 'De

l'Hérédité dans les Maladies,' 1840. Adams, 'A Philosophical Treatise on Hereditary Peculiarities,' 2nd edit., 1815. Essay on 'Hereditary Diseases,' by Dr. J. Steiman, 1843. See Paget, in 'Medical Times,' 1857, p. 192, on the Inheritance of Cancer; Dr. Gould, in 'Proc. of American Acad. of Sciences,' Nov. 8, 1853, gives a curious case of hereditary bleeding in four generations. Harlan, 'Medical Researches,' p. 593.

have been recorded of epilepsy, consumption, asthma, stone in the bladder, cancer, profuse bleeding from the slightest injuries, of the mother not giving milk, and of bad parturition being inherited. In this latter respect I may mention an odd case given by a good observer,¹³ in which the fault lay in the offspring, and not in the mother: in a part of Yorkshire the farmers continued to select cattle with large hind-quarters, until they made a strain called "Dutch-buttocked," and "the monstrous size of the buttocks of the calf was frequently fatal to the cow, and numbers of cows were annually lost in calving."

Instead of giving numerous details on various inherited malformations and diseases, I will confine myself to one organ, that which is the most complex, delicate, and probably best-known in the human frame, namely, the eye, with its accessory parts. To begin with the latter: I have heard of a family in which parents and children were affected by drooping eyelids, in so peculiar a manner, that they could not see without throwing their heads backwards; and Sir A. Carlisle¹⁴ specifies a pendulous fold to the eyelids as inherited. "In a family," says Sir H. Holland,¹⁵ "where the father had a singular elongation of the upper eyelid, seven or eight children were born with the same deformity; two or three other children having it not." Many persons, as I hear from Mr. Paget, have two or three of the hairs in their eyebrows (apparently corresponding with the vibrissæ of the lower animals) much longer than the others; and even so trifling a peculiarity as this certainly runs in families.

With respect to the eye itself, the highest authority in England, Mr. Bowman, has been so kind as to give me the following remarks on certain inherited imperfections. First, hypermetropia, or morbidly long sight: in this affection, the organ, instead of being spherical, is too flat from front to back, and is often altogether too small, so that the retina is brought too forward for the focus of the humours; consequently a convex glass is required for clear vision of near objects, and frequently even of distant ones. This state occurs congenitally, or at a very early age, often in several children of the same family, where one of the parents has presented it.¹⁶ Secondly, myopia, or short-sight, in which the eye is egg-shaped, and too long from front to back; the retina in this case lies behind the focus, and is therefore fitted to see distinctly only very near objects. This condition is not commonly congenital, but comes on in youth, the liability to it being well known to be transmissible from parent to child. The change from the spherical to the ovoidal shape seems the immediate con-

¹³ Marshall, quoted by Youatt in his work on Cattle, p. 284.

¹⁴ 'Philosoph. Transact.,' 1814, p. 94.

¹⁵ 'Medical Notes and Reflections,' 3rd edit., p. 33.

¹⁶ This affection, as I hear from Mr. Bowman, has been ably described and spoken of as hereditary by Dr. Doulers, of Utrecht, whose work was published in English by the Sydenham Society in 1864.

sequence of something like inflammation of the coats, under which they yield, and there is ground for believing that it may often originate in causes acting directly on the individual affected, and may thenceforward become transmissible. When both parents are myopic Mr. Bowman has observed the hereditary tendency in this direction to be heightened, and some of the children to be myopic at an earlier age or in a higher degree than their parents. Thirdly, squinting is a familiar example of hereditary transmission: it is frequently a result of such optical defects as have been above mentioned; but the more primary and uncomplicated forms of it are also sometimes in a marked degree transmitted in a family. Fourthly, *Cataract*, or opacity of the crystalline lens, is commonly observed in persons whose parents have been similarly affected, and often at an earlier age in the children than in the parents. Occasionally more than one child in a family is thus afflicted, one of whose parents or other relation presents the senile form of the complaint. When cataract affects several members of a family in the same generation, it is often seen to commence at about the same age in each; e.g., in one family several infants or young persons may suffer from it; in another, several persons of middle age. Mr. Bowman also informs me that he has occasionally seen, in several members of the same family, various defects in either the right or left eye; and Mr. White Cooper has often seen peculiarities of vision confined to one eye reappearing in the same eye in the offspring.¹⁷

The following cases are taken from an able paper by Mr. W. Sedgwick, and from Dr. Prosper Lucas.¹⁸ Amaurosis, either congenital or coming on late in life, and causing total blindness, is often inherited; it has been observed in three successive generations. Congenital absence of the iris has likewise been transmitted for three generations, a cleft-iris for four generations, being limited in this latter case to the males of the family. Opacity of the cornea and congenital smallness of the eyes have been inherited. Portal records a curious case, in which a father and two sons were rendered blind, whenever the head was bent downwards, apparently owing to the crystalline lens, with its capsule, slipping through an unusually large pupil into the anterior chamber of the eye. Day-blindness, or imperfect vision under a bright light, is inherited, as is night-blindness, or an incapacity to see except under a strong light: a case has been recorded, by M. Cunier, of this latter defect having affected eighty-five members of the same family during six generations. The singular incapacity of distinguishing colours, which has been called *Daltonism*, is notoriously hereditary, and has been traced through five generations, in which it was confined to the female sex.

With respect to the colour of the iris: deficiency of colouring matter is well known to be hereditary in albinos. The iris of one eye being of a different colour from that of the other, and the iris being spotted, are cases which have been inherited. Mr. Sedgwick gives, in addition, on the

¹⁷ Quoted by Mr. Herbert Spencer, 'Principles of Biology,' vol. i. p. 244.

Chirurg. Review,' April, 1861, p. 482-6; 'l'Héréd. Nat.,' tom. i. pp. 391-408.

¹⁸ 'British and Foreign Medico-

authority of Dr. Osborne,¹⁹ the following curious instance of strong inheritance: a family of sixteen sons and five daughters all had eyes "resembling in miniature the markings on the back of a tortoiseshell cat." The mother of this large family had three sisters and a brother all similarly marked, and they derived this peculiarity from their mother, who belonged to a family notorious for transmitting it to their posterity.

Finally, Dr. Lucas emphatically remarks that there is not one single faculty of the eye which is not subject to anomalies; and not one which is not subjected to the principle of inheritance. Mr. Bowman agrees with the general truth of this proposition; which of course does not imply that all malformations are necessarily inherited; this would not even follow if both parents were affected by an anomaly which in most cases was transmissible.

Even if no single fact had been known with respect to the inheritance of disease and malformations by man, the evidence would have been ample in the case of the horse. And this might have been expected, as horses breed much quicker than man, are matched with care, and are highly valued. I have consulted many works, and the unanimity of the belief by veterinaries of all nations in the transmission of various morbid tendencies is surprising. Authors, who have had wide experience, give in detail many singular cases, and assert that contracted feet, with the numerous contingent evils, of ring-bones, curbs, splints, spavin, founder and weakness of the front legs, roaring or broken and thick wind, melanosis, specific ophthalmia, and blindness (the great French veterinary Huzard going so far as to say that a blind race could soon be formed), crib-biting, jibbing, and ill-temper, are all plainly hereditary. Youatt sums up by saying "there is scarcely a malady to which the horse is subject which is not hereditary;" and M. Bernard adds that the doctrine "that there is scarcely a disease which does not run in the stock, is gaining new advocates every day."²⁰ So it

¹⁹ Dr. Osborne, Pres. of Royal College of Phys. in Ireland, published this case in the 'Dublin Medical Journal' for 1835.

²⁰ These various statements are taken from the following works and papers:—Youatt on 'The Horse,' pp. 35, 220. Lawrence, 'The Horse,' p. 30. Karkeek, in an excellent paper in 'Gard. Chronicle,' 1853, p. 92. Mr. Burke, in 'Journal of R. Agricul. Soc. of Eng-

land,' vol. v. p. 511. 'Encyclop. of Rural Sports,' p. 279. Girou de Buzareignes, 'Philosoph. Phys.,' p. 215. See following papers in 'The Veterinary': Roberts, in vol. ii. p. 144; M. Murrinpoey, vol. ii. p. 387; Mr. Karkeek, vol. iv. p. 5; Youatt on Goitre in Deggs, vol. v. p. 483; Youatt, in vol. vi. pp. 66, 348, 412; M. Bernard, vol. xi. p. 539; Dr. Smeesreuther, on Cattle, in vol. xii. p. 181; Percivall, in vol. xiii.

is in regard to cattle, with consumption, good and bad teeth, fine skin, &c. &c. But enough, and more than enough, has been said on disease. Andrew Knight, from his own experience, asserts that disease is hereditary with plants; and this assertion is endorsed by Lindley.²¹

Seeing how hereditary evil qualities are, it is fortunate that good health, vigour, and longevity are equally inherited. It was formerly a well-known practice, when annuities were purchased to be received during the lifetime of a nominee, to search out a person belonging to a family of which many members had lived to extreme old age. As to the inheritance of vigour and endurance, the English race-horse offers an excellent instance. Eclipse begot 334, and King Herod 497 winners. A "cock-tail" is a horse not purely bred, but with only one-eighth or one-sixteenth impure blood in his veins, yet very few instances have ever occurred of such horses having won a great race. They are sometimes as fleet for short distances as thoroughbreds, but as Mr. Robson, the great trainer, asserts, they are deficient in wind, and cannot keep up the pace. Mr. Lawrence also remarks, "perhaps no instance has ever occurred of a three-part-bred horse saving his 'distance' in running two miles with thoroughbred racers." It has been stated by Cecil, that when unknown horses, whose parents were not celebrated, have unexpectedly won great races, as in the case of Priam, they can always be proved to be descended on both sides, through many generations, from first-rate ancestors. On the Continent, Baron Cameronn challenges, in a German veterinary periodical, the opponents of the English race-horse, to name one good horse on the Continent which has not some English race-blood in his veins.²²

With respect to the transmission of the many slight, but in-

p. 47. With respect to blindness in horses, see also a whole row of authorities in Dr. P. Lucas's great work, tom. i. p. 399. Mr. Baker, in 'The Veterinary,' vol. xiii. p. 721, gives a strong case of hereditary imperfect vision and of jibbing.

²¹ Knight on 'The Culture of the Apple and Pear,' p. 31. Lindley's 'Horticulture,' p. 189.

²² These statements are taken from the following works in order:—Youatt on 'The Horse,' p. 48; Mr. Darvill, in 'The Veterinary,' vol. viii. p. 50. With respect to Robson, see 'The Veterinary,' vol. iii. p. 580; Mr. Lawrence on 'The Horse,' 1829, p. 9; 'The Stud Farm,' by Cecil, 1851; Baron Cameronn, quoted in 'The Veterinary,' vol. x. p. 509.

finitely diversified characters, by which the domestic races of animals and plants are distinguished, nothing need be said; for the very existence of persistent races proclaims the power of inheritance.

A few special cases, however, deserve some consideration. It might have been anticipated, that deviations from the law of symmetry would not have been inherited. But Anderson²³ states that a rabbit produced in a litter a young animal having only one ear; and from this animal a breed was formed which steadily produced one-eared rabbits. He also mentions a bitch, with a single leg deficient, and she produced several puppies with the same deficiency. From Hofacker's account²⁴ it appears that a one-horned stag was seen in 1781 in a forest in Germany, in 1788 two, and afterwards, from year to year, many were observed with only one horn on the right side of the head. A cow lost a horn by suppuration,²⁵ and she produced three calves which had on the same side of the head, instead of a horn, a small bony lump attached merely to the skin; but we here approach the doubtful subject of inherited mutilations. A man who is left-handed, and a shell in which the spire turns in the wrong direction, are departures from the normal though a symmetrical condition, and they are well known to be inherited.

Polydactylism.—Supernumerary fingers and toes are eminently liable, as various authors have insisted, to transmission, but they are noticed here chiefly on account of their occasional regrowth after amputation. Polydactylism graduates²⁶ by multifarious steps from a mere cutaneous appendage, not including any bone, to a double hand. But an additional digit, supported on a metacarpal bone, and furnished with all the proper muscles, nerves, and vessels, is sometimes so perfect, that it escapes detection, unless the fingers are actually counted. Occasionally there are several supernumerary digits; but usually only one, making the total number six. This one may represent either a thumb or finger, being attached to the inner or outer margin of the hand. Generally, through the law of correlation, both hands and feet are similarly affected. I have tabulated the cases recorded in various works or privately communicated

²³ 'Recreations in Agriculture and Nat. Hist,' vol. I. p. 68.

²⁴ 'Ueber die Eigenschaften,' &c., 1828, s. 107.

²⁵ Bronn's 'Geschichte der Natur,' band ii. s. 132.

²⁶ Vrolik has discussed this point at full length in a work published in Dutch, from which Mr. Paget has kindly translated for me passages. See, also, Isidore Geoffroy St. Hilaire's 'Hist. des Anomalies,' 1832, tom. I. p. 684.

to me, of forty-six persons with extra digits on one or both hands and feet; if in each case all four extremities had been similarly affected, the table would have shown a total of ninety-two hands and ninety-two feet each with six digits. As it is, seventy-three hands and seventy-five feet were thus affected. This proves, in contradiction to the result arrived at by Dr. Struthers,²⁷ that the hands are not more frequently affected than the feet.

The presence of more than five digits is a great anomaly, for this number is not normally exceeded by any mammal, bird, or existing reptile.²⁸ Nevertheless, supernumerary digits are strongly inherited; they have been transmitted through five generations; and in some cases, after disappearing for one, two, or even three generations, have reappeared through reversion. These facts are rendered, as Professor Huxley has observed, more remarkable from its being known in most cases that the affected person had not married one similarly affected. In such cases the child of the fifth generation would have only 1-32nd part of the blood of his first sedigitated ancestor. Other cases are rendered remarkable by the affection gathering force, as Dr. Struthers has shown, in each generation, though in each the affected person had married one not affected; moreover such additional digits are often amputated soon after birth, and can seldom have been strengthened by use. Dr. Struthers gives the following instance: in the first generation an additional digit appeared on one hand; in the second, on both hands; in the third, three brothers had both hands, and one of the brothers a foot affected; and in the fourth generation all four limbs were affected. Yet we must not over-estimate the force of inheritance. Dr. Struthers asserts that cases of non-inheritance and of the first appearance of additional digits in unaffected families are much more frequent than cases of inheritance. Many other deviations of structure, of a nature almost as anomalous as supernumerary digits, such as deficient phalanges, thickened joints, crooked fingers, &c., are in like manner strongly inherited, and are equally subject to intermission with reversion, though in such cases there is no reason to suppose that both parents had been similarly affected.²⁹

²⁷ 'Edinburgh New Phil. Journal,' July, 1863.

²⁸ Some great anatomists, as Cuvier and Meckel, believe that the tubercle on one side of the hinder foot of the tailless Batrachians represents a sixth digit. Certainly, when the hinder foot of a toad, as soon as it first sprouts from the tadpole, is dissected, the partially ossified cartilage of this tubercle resembles under the microscope, in a remarkable manner, a digit. But the highest authority on such subjects, Gegenbaur (*Untersuchung zur vergleich. anat. der Wirbeltiere: Carpus et Tarsus*, 1864, s. 63), concludes that

this resemblance is not real, only superficial.

²⁹ For these several statements, see Dr. Struthers, in work cited, especially on intermissions in the line of descent. Prof. Huxley, 'Lectures on our Knowledge of Organic Nature,' 1863, p. 97. With respect to inheritance, see Dr. Prosper Lucas, 'L'Hérédité Nat.,' tom. i. p. 325. Isid. Geoffroy, 'Anom.,' tom. i. p. 701. Sir A. Carlisle, in 'Phil. Transact.,' 1814, p. 94. A. Walker, on 'Intermarriage,' 1838, p. 140, gives a case of five generations; as does Mr. Selgwick, in 'Brit. and Foreign Medico-Chirurg. Review,' April, 1863, p. 462.

Additional digits have been observed in negroes as well as in other races of man, and in several of the lower animals. Six toes have been described on the hind feet of the newt (*Salamandra cristata*), and, as it is said, of the frog. It deserves notice from what follows, that the six-toed newt, though adult, had preserved some of its larval characters; for part of the hyoidal apparatus, which is properly absorbed during the act of metamorphosis, was retained. In the dog, six toes on the hinder feet have been transmitted through three generations; and I have heard of a race of six-toed cats. In several breeds of the fowl the hinder toe is double, and is generally transmitted truly, as is well shown when Dorkings are crossed with common four-toed breeds.²⁹ With animals which have properly less than five digits, the number is sometimes increased to five, especially in the front legs, though rarely carried beyond that number; but this is due to the development of a digit already existing in a more or less rudimentary state. Thus the dog has properly four toes behind, but in the larger breeds a fifth toe is commonly, though not perfectly, developed. Horses, which properly have one toe alone fully developed with rudiments of the others, have been described with each foot bearing two or three small separate hoofs: analogous facts have been noticed with sheep, goats, and pigs.³¹

The most interesting point with respect to supernumerary digits is their occasional regrowth after amputation. Mr. White³² describes a child, three years old, with a thumb double from the first joint. He removed the lesser thumb, which was furnished with a nail; but to his astonishment it grew again, and reproduced a nail. The child was then taken to an eminent London surgeon, and the newly-grown thumb was wholly removed by its socket-joint, but again it grew and reproduced a nail. Dr. Struthers mentions a case of partial regrowth of an additional thumb, amputated when the child was three months old; and the late Dr. Falconer communicated to me an analogous case which had fallen under his own observation. A gentleman, who first called my attention to this subject, has given me the following facts which occurred in his own family. He himself, two brothers, and a sister were born with an extra digit to each extremity. His parents were not affected, and there was no tradition in the family, or in the village in which the family had long resided, of any member having been thus affected. Whilst a child, both additional toes, which were attached by bones, were rudely cut off; but the stump of one grew again, and a second operation was performed in his thirty-third year.

On the inheritance of other anomalies in the extremities, see Dr. H. Dobell, in vol. xvi. of 'Medico-Chirurg. Transactions,' 1863; also Mr. Sedgwick, in op. cit., April, 1863, p. 469. With respect to additional digits in the negro, see Prichard, 'Physical History of Mankind,' Dr. Dieffenbach ('Journ. Royal Geograph. Soc.,' 1841, p. 298) says this anomaly is not uncommon with the

Polynesians of the Chatham Islands.

²⁹ 'The Poultry Chronicle,' 1854, p. 559.

³¹ The statements in this paragraph are taken from Isidore Geoffroy St. Hilaire, 'Hist. des Anomalies,' tom. i. pp. 688-693.

³² As quoted by Carpenter, 'Princ. of Comp. Physiology,' 1854, p. 480.

He has had fourteen children, of whom three have inherited additional digits; and one of them, when about six weeks old, was operated on by an eminent surgeon. The additional finger, which was attached by bone to the outer side of the hand, was removed at the joint; the wound healed, but immediately the digit began growing; and in about three months' time the stump was removed for the second time by the root. But it has since grown again, and is now fully a third of an inch in length, including a bone; so that it will for the third time have to be operated on.

Now the normal digits in adult man and other mammals, in birds, and, as I believe, in true reptiles, have no power of regrowth. The nearest approach to this power is exhibited by the occasional reappearance in man of imperfect nails on the stumps of his fingers after amputation.²³ But man in his embryonic condition has a considerable power of reproduction, for Sir J. Simpson²⁴ has several times observed arms which had been cut off in the womb by bands of false membrane, and which had grown again to a certain extent. In one instance, the extremity was "divided into three minute nodules, on two of which small points of nails could be detected;" so that these nodules clearly represented fingers in process of regrowth. When, however, we descend to the lower vertebrate classes, which are generally looked at as representing the higher classes in their embryonic condition, we find ample powers of regrowth. Spallanzani²⁵ cut off the legs and tail of a salamander six times, and Bonnet eight times, successively, and they were reproduced. An additional digit beyond the proper number was occasionally formed after Bonnet had cut off or had divided longitudinally the hand or foot, and in one instance three additional digits were thus formed.²⁶ These latter cases appear at first sight quite distinct from the congenital production of additional digits in the higher animals; but theoretically, as we shall see in a future chapter, they probably present no real difference. The larvæ or tadpoles of the tailless Batrachians, but not the adults,²⁷ are capable of reproducing lost members.²⁸ Lastly, as I have been informed by Mr. J. J. Briggs and Mr. F. Buckland, when portions of the pectoral and tail fins of various fresh-

²³ Müller's 'Phys.,' Eng. transl., vol. i. 1838, p. 407. A thrush, however, was exhibited before the British Association at Hull, in 1853, which had lost its tarsus, and this member, it was asserted, had been thrice reproduced: I presume it was lost each time by disease.

²⁴ 'Monthly Journal of Medical Science,' Edinburgh, 1848, new series, vol. ii. p. 890.

²⁵ 'An Essay on Animal Reproduction,' trans. by Dr. Maty, 1769, p. 79.

²⁶ Bonnet, 'Œuvres d'Hist. Nat.,' tom. v., part i., 4to. edit., 1781, pp. 343, 350, 353.

²⁷ So with insects, the larvæ reproduce lost limbs, but, except in one order, the mature insect has no such power. But the Myriapoda, which apparently represent the larvæ of true insects, have, as Newport has shown, this power until their last moult. See an excellent discussion on this whole subject by Dr. Carpenter in his 'Princ. Comp. Phys.,' 1854, p. 479.

²⁸ Dr. Günther, in Owen's 'Anatomy of Vertebrates,' vol. i., 1856, p. 567. Spallanzani has made similar observations.

water fish are cut off, they are perfectly reproduced in about six weeks' time.

From these several facts we may infer that supernumerary digits in man retain to a certain extent an embryonic condition, and that they resemble in this respect the normal digits and limbs in the lower vertebrate classes. They also resemble the digits of some of the lower animals in the number exceeding five; for no mammal, bird, existing reptile, or amphibian (unless the tubercle on the hind feet of the toad and other tailless Batrachians be viewed as a digit) has more than five; whilst fishes sometimes have in their pectoral fins as many as twenty metacarpal and phalangeal bones, which, together with the bony filaments, apparently represent our digits with their nails. So, again, in certain extinct reptiles, namely, the Ichthyopterygia, "the digits may be seven, eight, or nine in number, a significant mark," says Professor Owen, "of piscine affinity."³⁹

We encounter much difficulty in attempting to reduce these various facts to any rule or law. The inconstant number of the additional digits—their irregular attachment to either the inner or outer margin of the hand—the gradation which can be traced from a mere loose rudiment of a single digit to a completely double hand—the occasional appearance of additional digits in the salamander after a limb has been amputated—these various facts appear to indicate mere fluctuating monstrosity; and this perhaps is all that can be safely said. Nevertheless, as supernumerary digits in the higher animals, from their power of regrowth and from the number thus acquired exceeding five, partake of the nature of the digits in the lower vertebrate animals;—as they occur by no means rarely, and are transmitted with remarkable strength, though perhaps not more strongly than some other anomalies;—and as with animals which have fewer than five digits, when an additional one appears it is generally due to the development of a visible rudiment;—we are led in all cases to suspect, that, although no actual rudiment can be detected, yet that a latent tendency to the formation of an additional digit exists in all mammals, including man. On this view, as we shall more plainly see in the

³⁹ 'On the Anatomy of Vertebrates,' 1866, p. 170; with respect to the pectoral fins of fishes, pp. 166-168.

next chapter when discussing latent tendencies, we should have to look at the whole case as one of reversion to an enormously remote, lowly-organised, and multidigitate progenitor.

I may here allude to a class of facts closely allied to, but somewhat different from, ordinary cases of inheritance. Sir H. Holland⁴⁰ states that brothers and sisters of the same family are frequently affected, often at about the same age, by the same peculiar disease, not known to have previously occurred in the family. He specifies the occurrence of diabetes in three brothers under ten years old; he also remarks that children of the same family often exhibit in common infantile diseases the same peculiar symptoms. My father mentioned to me the case of four brothers who died between the ages of sixty and seventy, in the same highly peculiar comatose state. An instance has been already given of supernumerary digits appearing in four children out of six in a previously unaffected family. Dr. Devay states⁴¹ that two brothers married two sisters, their first-cousins, none of the four nor any relation being an albino; but the seven children produced from this double marriage were all perfect albinos. Some of these cases, as Mr. Sedgwick⁴² has shown, are probably the result of reversion to a remote ancestor, of whom no record had been preserved; and all these cases are so far directly connected with inheritance that no doubt the children inherited a similar constitution from their parents, and, from being exposed to nearly similar conditions of life, it is not surprising that they should be affected in the same manner and at the same period of life.

Most of the facts hitherto given have served to illustrate the force of inheritance, but we must now consider cases, grouped as well as the subject allows into classes, showing how feeble, capricious, or deficient the power of inheritance sometimes is. When a new peculiarity first appears, we can never predict whether it will be inherited. If both parents from their birth present

⁴⁰ 'Medical Notes and Reflections,' 1839, pp. 24, 34. See, also, Dr. P. Lucas, 'l'Héréd. Nat.,' tom. II. p. 33.

⁴¹ 'Du Danger des Mariages Con-

sanguins,' 2nd edit., 1862, p. 103.

⁴² 'British and Foreign Medicoo-Chirurg. Review,' July, 1863, pp. 183, 189.

the same peculiarity, the probability is strong that it will be transmitted to at least some of their offspring. We have seen that variegation is transmitted much more feebly by seed from a branch which had become variegated through bud-variation, than from plants which were variegated as seedlings. With most plants the power of transmission notoriously depends on some innate capacity in the individual: thus Vilmorin⁴³ raised from a peculiarly coloured balsam some seedlings, which all resembled their parent; but of these seedlings some failed to transmit the new character, whilst others transmitted it to all their descendants during several successive generations. So again with a variety of the rose, two plants alone out of six were found by Vilmorin to be capable of transmitting the desired character.

The weeping or pendulous growth of trees is strongly inherited in some cases, and, without any assignable reason; feebly in other cases. I have selected this character as an instance of capricious inheritance, because it is certainly not proper to the parent-species, and because, both sexes being borne on the same tree, both tend to transmit the same character. Even supposing that there may have been in some instances crossing with adjoining trees of the same species, it is not probable that all the seedlings would have been thus affected. At Moccas Court there is a famous weeping oak; many of its branches "are 30 feet long, and no thicker in any part of this length than a common rope:" this tree transmits its weeping character, in a greater or less degree, to all its seedlings; some of the young oaks being so flexible that they have to be supported by props; others not showing the weeping tendency till about twenty years old.⁴⁴ Mr. Rivers fertilized, as he informs me, the flowers of a new Belgian weeping thorn (*Crataegus oxyacantha*) with pollen from a crimson not-weeping variety, and three young trees, "now six or seven years old, show a decided tendency to be pendulous, but as yet are not so much so as the mother-plant." According to Mr. MacNab,⁴⁵ seedlings from a magnificent weeping birch (*Betula alba*), in the Botanic Garden at Edinburgh, grew for the first ten or fifteen years upright, but then all became weepers like their parent. A peach with pendulous branches, like those of the weeping willow, has been found capable of propagation by seed.⁴⁶ Lastly, a weeping and almost prostrate yew (*Taxus baccata*) was found in a hedge in Shropshire; it was a male, but one branch bore female flowers, and produced berries; these,

⁴³ Verlot, 'La Production des Variétés,' 1865, p. 32.

⁴⁴ Loudon's 'Gard. Mag.,' vol. xii., 1836, p. 368.

⁴⁵ Verlot, 'La Product. des Variétés,' 1865, p. 94.

⁴⁶ Bronn's 'Geschichte der Natur,' b. ii. s. 121.

being sown, produced seventeen trees, all of which had exactly the same peculiar habit with the parent-tree.⁴⁷

These facts, it might have been thought, would have been sufficient to render it probable that a pendulous habit would in all cases be strictly inherited. But let us look to the other side. Mr. MacNab⁴⁸ sowed seeds of the weeping beech (*Fagus sylvatica*), but succeeded in raising only common beeches. Mr. Rivers, at my request, raised a number of seedlings from three distinct varieties of weeping elm; and at least one of the parent-trees was so situated that it could not have been crossed by any other elm; but none of the young trees, now about a foot or two in height, show the least signs of weeping. Mr. Rivers formerly sowed above twenty thousand seeds of the weeping ash (*Fraxinus excelsior*), and not a single seedling was in the least degree pendulous: in Germany, M. Borchmeyer raised a thousand seedlings, with the same result. Nevertheless, Mr. Anderson, of the Chelsea Botanic Garden, by sowing seed from a weeping ash, which was found before the year 1780, in Cambridgeshire, raised several pendulous trees.⁴⁹ Professor Henslow also informs me that some seedlings from a female weeping ash in the Botanic Garden at Cambridge were at first a little pendulous, but afterwards became quite upright: it is probable that this latter tree, which transmits to a certain extent its pendulous habit, was derived by a bud from the same original Cambridgeshire stock; whilst other weeping ashes may have had a distinct origin. But the crowning case, communicated to me by Mr. Rivers, which shows how capricious is the inheritance of a pendulous habit, is that a variety of another species of ash (*F. lentiscifolia*) which was formerly pendulous, "now about twenty years old, has long lost this habit, every shoot being "remarkably erect; but seedlings formerly raised from it were perfectly "prostrate, the stems not rising more than two inches above the ground." Thus the weeping variety of the common ash, which has been extensively propagated by buds during a long period, did not, with Mr. Rivers, transmit its character to one seedling out of above twenty thousand; whereas the weeping variety of a second species of ash, which could not, whilst grown in the same garden, retain its own weeping character, transmitted to its seedlings the pendulous habit in excess!

Many analogous facts could be given, showing how apparently capricious is the principle of inheritance. All the seedlings from a variety of the Barberry (*B. vulgaris*) with red leaves inherited the same character; only about one-third of the seedlings of the copper Beech (*Fagus sylvatica*) had purple leaves. Not one out of a hundred seedlings of a variety of the *Cerasus padus*, with yellow fruit, bore yellow fruit: one-twelfth of the seedlings of the variety of *Cornus mascula*, with yellow fruit, came true:⁵⁰ and lastly, all the trees raised by my father from a yellow-berried holly (*Ilex aquifolium*),

⁴⁷ Rev. W. A. Leighton, 'Flora of Shropshire,' p. 497; and Charlesworth's 'Mag. of Nat. Hist.,' vol. i., 1837, p. 30.

⁴⁸ Verlot, op. cit., p. 93.

⁴⁹ For these several statements, see

London's 'Gard. Magazine,' vol. x., 1834, pp. 408, 180; and vol. ix., 1833, p. 397.

⁵⁰ These statements are taken from Alph. De Candolle, 'Bot. Géograph.,' p. 1083.

found wild, produced yellow berries. Vilmorin⁴¹ observed in a bed of *Saponaria calabrica* an extremely dwarf variety, and raised from it a large number of seedlings; some of these partially resembled their parent, and he selected their seed; but the grandchildren were not in the least dwarfed: on the other hand, he observed a stunted and bushy variety of *Tagetes signata* growing in the midst of the common varieties by which it was probably crossed; for most of the seedlings raised from this plant were intermediate in character, only two perfectly resembling their parent; but seed saved from these two plants reproduced the new variety so truly, that hardly any selection has since been necessary.

Flowers transmit their colour truly, or most capriciously. Many annuals come true: thus I purchased German seeds of thirty-four named sub-varieties of one *race* of ten-week stocks (*Matthiola annua*), and raised a hundred and forty plants, all of which, with the exception of a single plant, came true. In saying this, however, it must be understood that I could distinguish only twenty kinds out of the thirty-four named sub-varieties; nor did the colour of the flower always correspond with the name affixed to the packet; but I say that they came true, because in each of the thirty-six short rows every plant was absolutely alike, with the one single exception. Again, I procured packets of German seed of twenty-five named varieties of common and quilled asters, and raised a hundred and twenty-four plants; of these, all except ten were true in the above limited sense; and I considered even a wrong shade of colour as false.

It is a singular circumstance that white varieties generally transmit their colour much more truly than any other variety. This fact probably stands in close relation with one observed by Verlot,⁴² namely, that flowers which are normally white rarely vary into any other colour. I have found that the white varieties of *Delphinium consolida* and of the Stock are the truest. It is, indeed, sufficient to look through a nurseryman's seed-list, to see the large number of white varieties which can be propagated by seed. The several coloured varieties of the sweet-pea (*Lathyrus odoratus*) are very true; but I hear from Mr. Masters, of Canterbury, who has particularly attended to this plant, that the white variety is the truest. The hyacinth, when propagated by seed, is extremely inconstant in colour, but "white hyacinths almost always give by seed white-flowered plants;"⁴³ and Mr. Masters informs me that the yellow varieties also reproduce their colour, but of different shades. On the other hand, pink and blue varieties, the latter being the natural colour, are not nearly so true: hence, as Mr. Masters has remarked to me, "we see that a garden variety may acquire a more permanent habit than a natural species;" but it should have been added, that this occurs under cultivation, and therefore under changed conditions.

With many flowers, especially perennials, nothing can be more fluctuating than the colour of the seedlings, as is notoriously the case with verbenas, carnations, dahlias, cinerarias, and others.⁴⁴ I sowed seed of twelve

⁴¹ Verlot, *op. cit.*, p. 38.

⁴² *Op. cit.*, p. 59.

⁴³ Alph. De Candolle, 'Géograph. Bot.', p. 1082.

⁴⁴ See 'Cottage Gardener,' April 10,

1860, p. 18, and Sept. 10, 1861, p. 456;

'Gard. Chron.,' 1845, p. 102.

named varieties of Snapdragon (*Antirrhinum majus*), and utter confusion was the result. In most cases the extremely fluctuating colour of seedling plants is probably in chief part due to crosses between differently-coloured varieties during previous generations. It is almost certain that this is the case with the polyanthus and coloured primrose (*Primula veris* and *vulgaris*), from their reciprocally dimorphic structure;²⁵ and these are plants which florists speak of as never coming true by seed: but if care be taken to prevent crossing, neither species is by any means very inconstant in colour; thus I raised twenty-three plants from a purple primrose, fertilised by Mr. J. Scott with its own pollen, and eighteen came up purple of different shades, and only five reverted to the ordinary yellow colour: again, I raised twenty plants from a bright-red cowslip, similarly treated by Mr. Scott, and every one perfectly resembled its parent in colour, as likewise did, with the exception of a single plant, 73 grandchildren. Even with the most variable flowers, it is probable that each delicate shade of colour might be permanently fixed so as to be transmitted by seed, by cultivation in the same soil, by long-continued selection, and especially by the prevention of crosses. I infer this from certain annual larkspurs (*Delphinium consolida* and *ajacis*), of which common seedlings present a greater diversity of colour than any other plant known to me; yet on procuring seed of five named German varieties of *D. consolida*, only nine plants out of ninety-four were false; and the seedlings of six varieties of *D. ajacis* were true in the same manner and degree as with the stocks above described. A distinguished botanist maintains that the annual species of *Delphinium* are always self-fertilised; therefore I may mention that thirty-two flowers on a branch of *D. consolida*, enclosed in a net, yielded twenty-seven capsules, with an average of 17.2 seed in each; whilst five flowers, under the same net, which were artificially fertilised, in the same manner as must be effected by bees during their incessant visits, yielded five capsules with an average of 35.2 fine seed; and this shows that the agency of insects is necessary for the full fertility of this plant. Analogous facts could be given with respect to the crossing of many other flowers, such as carnations, &c., of which the varieties fluctuate much in colour.

As with flowers, so with our domesticated animals, no character is more variable than colour, and probably in no animal more so than with the horse. Yet with a little care in breeding, it appears that races of any colour might soon be formed. Hofacker gives the result of matching two hundred and sixteen mares of four different colours with like-coloured stallions, without regard to the colour of their ancestors; and of the two hundred and sixteen colts born, eleven alone failed to inherit the colour of their parents: Autenrieth and Ammon assert that, after two generations, colts of a uniform colour are produced with certainty.²⁶

In a few rare cases peculiarities fail to be inherited, apparently from the force of inheritance being too strong. I have been assured by breeders of the canary-bird that to get a good jonquil-

²⁵ Darwin, in 'Journal of Proc. Linn. Soc. Bot.,' 1862, p. 94.

²⁶ Hofacker, 'Ueber die Eigenschaften,' &c., s. 10.

coloured bird it does not answer to pair two jonquils, as the colour then comes out too strong, or is even brown. So again, if two crested canaries are paired, the young birds rarely inherit this character:⁸⁷ for in crested birds a narrow space of bare skin is left on the back of the head, where the feathers are up-turned to form the crest, and, when both parents are thus characterised, the bareness becomes excessive, and the crest itself fails to be developed. Mr. Hewitt, speaking of Laced Sebright Bantams, says⁸⁸ that, "why this should be so, I know not, but I am confident that those that are best laced frequently produce offspring very far from perfect in their markings, whilst those exhibited by myself, which have so often proved successful, were bred from the union of heavily-laced birds with those that were scarcely sufficiently laced."

It is a singular fact that, although several deaf-mutes often occur in the same family, and though their cousins and other relations are often in the same condition, yet their parents are very rarely deaf-mutes. To give a single instance: not one scholar out of 148, who were at the same time in the London Institution, was the child of parents similarly afflicted. So again, when a male or a female deaf-mute marries a sound person, their children are most rarely affected: in Ireland out of 203 children thus produced one alone was mute. Even when both parents have been deaf-mutes, as in the case of forty-one marriages in the United States and of six in Ireland, only two deaf and dumb children were produced. Mr. Sedgwick,⁸⁹ in commenting on this remarkable and fortunate failure in the power of transmission in the direct line, remarks that it may possibly be owing to "excess having reversed the action of some natural law in development." But it is safer in the present state of our knowledge to look at the whole case as simply unintelligible.

With respect to the inheritance of structures mutilated by injuries or altered by disease it is difficult to come to any

⁸⁷ Bechstein, 'Naturgesch. Deutschlands,' b. iv. s. 462. Mr. Brent, a great breeder of canaries, informs me that he believes that these statements are correct.

⁸⁸ 'The Poultry Book,' by W. B.

Tegetmeier, 1866, p. 245.

⁸⁹ 'British and Foreign Med.-Chirurg. Review,' July, 1861, pp. 200-204. Mr. Sedgwick has given such full details on this subject, with ample references, that I need refer to no other authorities.

definite conclusion. In some cases mutilations have been practised for a vast number of generations without any inherited result. Godron has remarked⁶⁰ that different races of man have from time immemorial knocked out their upper incisors, cut off joints of their fingers, made holes of immense size through the lobes of their ears or through their nostrils, made deep gashes in various parts of their bodies, and there is no reason whatever to suppose that these mutilations have ever been inherited. Adhesions due to inflammation and pits from the small-pox (and formerly many consecutive generations must have been thus pitted) are not inherited. With respect to Jews, I have been assured by three medical men of the Jewish faith that circumcision, which has been practised for so many ages, has produced no inherited effect; Blumenbach, on the other hand, asserts⁶¹ that in Germany Jews are often born in a condition rendering circumcision difficult, so that a name is there applied to them signifying "born circumcised." The oak and other trees must have borne galls from primeval times, yet they do not produce inherited excrescences; many other such facts could be adduced.

On the other hand, various cases have been recorded of cats, dogs, and horses, which have had their tails, legs, &c., amputated or injured, producing offspring with the same parts ill-formed; but as it is not at all rare for similar malformations to appear spontaneously, all such cases may be due to mere coincidence. Nevertheless, Dr. Prosper Lucas has given, on good authorities, such a long list of inherited injuries, that it is difficult not to believe in them. Thus, a cow that had lost a horn from an accident with consequent suppuration, produced three calves which were hornless on the same side of the head. With the horse, there seems hardly a doubt that bony exostoses on the legs, caused by too much travelling on hard roads, are inherited. Blumenbach records the case of a man who had his little finger on the right hand almost cut off, and which in consequence grew crooked, and his sons had the same finger on the same hand similarly crooked. A soldier, fifteen years before his marriage, lost his left eye from purulent ophthalmia, and his

⁶⁰ 'De l'Espèce,' tom. ii., 1859, p. 299.

⁶¹ 'Philosoph. Magazine,' vol. iv., 1799, p. 5.

two sons were microphthalmic on the same side.⁶² In all such cases, if truthfully reported, in which the parent has had an organ injured on one side, and more than one child has been born with the same organ affected on the same side, the chances against mere coincidence are enormous. But perhaps the most remarkable and trustworthy fact is that given by Dr. Brown-Séquard,⁶³ namely, that many young guinea-pigs inherited an epileptic tendency from parents which had been subjected to a particular operation, inducing in the course of a few weeks a convulsive disease like epilepsy: and it should be especially noted that this eminent physiologist bred a large number of guinea-pigs from animals which had not been operated on, and not one of these manifested the epileptic tendency. On the whole, we can hardly avoid admitting, that injuries and mutilations, especially when followed by disease, or perhaps exclusively when thus followed, are occasionally inherited.

Although many congenital monstrosities are inherited, of which examples have already been given, and to which may be added the lately recorded case of the transmission during a century of hare-lip with a cleft-palate in the writer's own family,⁶⁴ yet other malformations are rarely or never inherited. Of these latter cases, many are probably due to injuries in the womb or egg, and would come under the head of non-inherited injuries or mutilations. With plants, a long catalogue of inherited monstrosities of the most serious and diversified nature could easily be given; and with plants, there is no reason to suppose that monstrosities are caused by direct injuries to the seed or embryo.

Causes of Non-inheritance.

A large number of cases of non-inheritance are intelligible on the principle, that a strong tendency to inheritance does exist, but

⁶² This last case is quoted by Mr. Sedgwick in 'British and Foreign Medico-Chirurg. Review,' April, 1861, p. 484. For Blumenbach, see above-cited paper. See, also, Dr. P. Lucas, 'Traité de l'Héréd. Nat.,' tom. ii. p. 492. Also 'Transact. Linn. Soc.,' vol. ix. p. 323. Some curious cases are given

by Mr. Baker in 'The Veterinary,' vol. xiii. p. 723. Another curious case is given in the 'Annales des Scienc. Nat.,' 1st series, tom. xi. p. 324.

⁶³ 'Proc. Royal Soc.,' vol. x. p. 297.

⁶⁴ Mr. Sproule, in 'British Medical Journal,' April 18, 1863.

that it is overborne by hostile or unfavourable conditions of life. No one would expect that our improved pigs, if forced during several generations to travel about and root in the ground for their own subsistence, would transmit, as truly as they now do, their tendency to fatten, and their short muzzles and legs. Dray-horses assuredly would not long transmit their great size and massive limbs, if compelled to live on a cold, damp mountainous region; we have indeed evidence of such deterioration in the horses which have run wild on the Falkland Islands. European dogs in India often fail to transmit their true character. Our sheep in tropical countries lose their wool in a few generations. There seems also to be a close relation between certain peculiar pastures and the inheritance of an enlarged tail in fat-tailed sheep, which form one of the most ancient breeds in the world. With plants, we have seen that the American varieties of maize lose their proper character in the course of two or three generations, when cultivated in Europe. Our cabbages, which here come so true by seed, cannot form heads in hot countries. Under changed circumstances, periodical habits of life soon fail to be transmitted, as the period of maturity in summer and winter wheat, barley, and vetches. So it is with animals; for instance, a person whose statement I can trust, procured eggs of Aylesbury ducks from that town, where they are kept in houses and are reared as early as possible for the London market; the ducks bred from these eggs in a distant part of England, hatched their first brood on January 24th, whilst common ducks, kept in the same yard and treated in the same manner, did not hatch till the end of March; and this shows that the period of hatching was inherited. But the grandchildren of these Aylesbury ducks completely lost their early habit of incubation, and hatched their eggs at the same time with the common ducks of the same place.

Many cases of non-inheritance apparently result from the conditions of life continually inducing fresh variability. We have seen that when the seeds of pears, plums, apples, &c., are sown, the seedlings generally inherit some degree of family likeness from the parent-variety. Mingled with these seedlings, a few, and sometimes many, worthless, wild-looking plants commonly appear; and their appearance may be attributed to the principle of reversion. But scarcely a single seedling will be found

perfectly to resemble the parent-form; and this, I believe, may be accounted for by constantly recurring variability induced by the conditions of life. I believe in this, because it has been observed that certain fruit-trees truly propagate their kind whilst growing on their own roots, but when grafted on other stocks, and by this process their natural state is manifestly affected, they produce seedlings which vary greatly, departing from the parental type in many characters.⁶⁵ Metzger, as stated in the ninth chapter, found that certain kinds of wheat brought from Spain and cultivated in Germany, failed during many years to reproduce themselves truly; but that at last, when accustomed to their new conditions, they ceased to be variable,—that is, they became amenable to the power of inheritance. Nearly all the plants which cannot be propagated with any approach to certainty by seed, are kinds which have long been propagated by buds, cuttings, offsets, tubers, &c., and have in consequence been frequently exposed during their individual lives to widely diversified conditions of life. Plants thus propagated become so variable, that they are subject, as we have seen in the last chapter, even to bud-variation. Our domesticated animals, on the other hand, are not exposed during their individual lives to such extremely diversified conditions, and are not liable to such extreme variability; therefore they do not lose the power of transmitting most of their characteristic features. In the foregoing remarks on non-inheritance, crossed breeds are of course excluded, as their diversity mainly depends on the unequal development of characters derived from either parent, modified by the principles of reversion and prepotency.

Conclusion.

It has, I think, been shown in the early part of this chapter how strongly new characters of the most diversified nature, whether normal or abnormal, injurious or beneficial, whether affecting organs of the highest or most trifling importance, are inherited. Contrary to the common opinion, it is often sufficient for the inheritance of some peculiar character, that one parent alone should possess it, as in most cases in which the rarer

⁶⁵ Downing, 'Fruits of America,' p. 5; Sageret, 'Pom. Phys.,' pp. 43, 72.

anomalies have been transmitted. But the power of transmission is extremely variable: in a number of individuals descended from the same parents, and treated in the same manner, some display this power in a perfect manner, and in some it is quite deficient; and for this difference no reason can be assigned. In some cases the effects of injuries or mutilations apparently are inherited; and we shall see in a future chapter that the effects of the long-continued use and disuse of parts are certainly inherited. Even those characters which are considered the most fluctuating, such as colour, are with rare exceptions transmitted much more forcibly than is generally supposed. The wonder, indeed, in all cases is not that any character should be transmitted, but that the power of inheritance should ever fail. The checks to inheritance, as far as we know them, are, firstly, circumstances hostile to the particular character in question; secondly, conditions of life incessantly inducing fresh variability; and lastly, the crossing of distinct varieties during some previous generation, together with reversion or atavism—that is, the tendency in the child to resemble its grand-parents or more remote ancestors instead of its immediate parents. This latter subject will be fully discussed in the following chapter.

CHAPTER XIII.

INHERITANCE *continued* — REVERSION OR ATAVISM.

DIFFERENT FORMS OF REVERSION — IN PURE OR UNCROSSED BREEDS, AS IN PIGEONS, FOWLS, HORNLESS CATTLE AND SHEEP, IN CULTIVATED PLANTS — REVERSION IN FERAL ANIMALS AND PLANTS — REVERSION IN CROSSED VARIETIES AND SPECIES — REVERSION THROUGH BUD-PROPAGATION, AND BY SEGMENTS IN THE SAME FLOWER OR FRUIT — IN DIFFERENT PARTS OF THE BODY IN THE SAME ANIMAL — THE ACT OF CROSSING A DIRECT CAUSE OF REVERSION, VARIOUS CASES OF, WITH INSTINCTS — OTHER PROXIMATE CAUSES OF REVERSION — LATENT CHARACTERS — SECONDARY SEXUAL CHARACTERS — UNEQUAL DEVELOPMENT OF THE TWO SIDES OF THE BODY — APPEARANCE WITH ADVANCING AGE OF CHARACTERS DERIVED FROM A CROSS — THE GERM WITH ALL ITS LATENT CHARACTERS A WONDERFUL OBJECT — MONSTROSITIES — PELAGIC FLOWERS DUE IN SOME CASES TO REVERSION.

THE great principle of inheritance to be discussed in this chapter has been recognised by agriculturists and authors of various nations, as shown by the scientific term *Atavism*, derived from *atavus*, an ancestor; by the English terms of *Reversion*, or *Throwing back*; by the French *Pas-en-arrière*; and by the German *Rück-schlag*, or *Rück-schritt*. When the child resembles either grandparent more closely than its immediate parents, our attention is not much arrested, though in truth the fact is highly remarkable; but when the child resembles some remote ancestor, or some distant member in a collateral line,—and we must attribute the latter case to the descent of all the members from a common progenitor,—we feel a just degree of astonishment. When one parent alone displays some newly-acquired and generally inheritable character, and the offspring do not inherit it, the cause may lie in the other parent having the power of prepotent transmission. But when both parents are similarly characterised, and the child does not, whatever the cause may be, inherit the character in question, but resembles its grandparents, we have one of the simplest cases of reversion. We continually see another and even more simple case of atavism, though not generally included under this head, namely, when

the son more closely resembles his maternal than his paternal grandsire in some male attribute, as in any peculiarity in the beard of man, the horns of the bull, the hackles or comb of the cock, or, as in certain diseases necessarily confined to the male sex; for the mother cannot possess or exhibit such male attributes, yet the child has inherited them, through her blood, from his maternal grandsire.

The cases of reversion may be divided into two main classes, which, however, in some instances, blend into each other; namely, first, those occurring in a variety or race which has not been crossed, but has lost by variation some character that it formerly possessed, and which afterwards reappears. The second class includes all cases in which a distinguishable individual, sub-variety, race, or species, has at some former period been crossed with a distinct form, and a character derived from this cross, after having disappeared during one or several generations, suddenly reappears. A third class, differing only in the manner of reproduction, might be formed to include all cases of reversion effected by means of buds, and therefore independent of true or seminal generation. Perhaps even a fourth class might be instituted, to include reversions by segments in the same individual flower or fruit, and in different parts of the body in the same individual animal as it grows old. But the two first main classes will be sufficient for our purpose.

Reversion to lost Characters by pure or uncrossed forms.— Striking instances of this first class of cases were given in the sixth chapter, namely, of the occasional reappearance, in variously-coloured pure breeds of the pigeon, of blue birds with all the marks which characterise the wild *Columba livia*. Similar cases were given in the case of the fowl. With the common ass, as we now know that the legs of the wild progenitor are striped, we may feel assured that the occasional appearance of such stripes in the domestic animal is a case of simple reversion. But I shall be compelled to refer again to these cases, and therefore will here pass them over.

The aboriginal species from which our domesticated cattle and sheep are descended, no doubt possessed horns; but several hornless breeds are now well established. Yet in these—for instance,

in Southdown sheep—"it is not unusual to find among the male lambs some with small horns." The horns, which thus occasionally reappear in other polled breeds, either "grow to the full size, or are curiously attached to the skin alone and hang "loosely down, or drop off."¹ The Galloways and Suffolk cattle have been hornless for the last 100 or 150 years, but a horned calf, with the horn often loosely attached, is occasionally born.²

There is reason to believe that sheep in their early domesticated condition were "brown or dingy black;" but even in the time of David certain flocks were spoken of as white as snow. During the classical period the sheep of Spain are described by several ancient authors as being black, red, or tawny.³ At the present day, notwithstanding the great care which is taken to prevent it, particoloured lambs and some entirely black are occasionally dropped by our most highly improved and valued breeds, such as the Southdowns. Since the time of the famous Bakewell, during the last century, the Leicester sheep have been bred with the most scrupulous care; yet occasionally grey-faced, or black-spotted, or wholly black lambs appear.⁴ This occurs still more frequently with the less improved breeds, such as the Norfolks.⁵ As bearing on this tendency in sheep to revert to dark colours, I may state (though in doing so I trench on the reversion of crossed breeds, and likewise on the subject of prepotency) that the Rev. W. D. Fox was in formed that seven white Southdown ewes were put to a so-called Spanish ram, which had two small black spots on his sides, and they produced thirteen lambs, all perfectly black. Mr. Fox believes that this ram belonged to a breed which he has himself kept, and which is always spotted with black and white; and he finds that Leicester sheep crossed by rams of this breed always produce black lambs: he has gone on recrossing these crossed sheep with pure white Leicesters during three successive gene-

¹ Youatt on Sheep, pp. 20, 234. The same fact of loose horns occasionally appearing in hornless breeds has been observed in Germany: Bechstein, 'Naturgesch. Deutschlands,' b. i. s. 362.

² Youatt on Cattle, pp. 155, 174.

³ Youatt on Sheep, 1838, pp. 17, 145.

⁴ I have been informed of this fact through the Rev. W. D. Fox, on the excellent authority of Mr. Wilnot: see, also, remarks on this subject in an original article in the 'Quarterly Review,' 1849, p. 395.

⁵ Youatt, pp. 19, 234.

rations, but always with the same result. Mr. Fox was also told by the friend from whom the spotted breed was procured, that he likewise had gone on for six or seven generations crossing with white sheep, but still black lambs were invariably produced.

Similar facts could be given with respect to tailless breeds of various animals. For instance, Mr. Hewitt⁶ states that chickens bred from some Rumpless fowls, which were reckoned so good that they won a prize at an exhibition, "in a considerable number of instances were furnished with fully developed tail-feathers." On inquiry, the original breeder of these fowls stated that, from the time when he had first kept them, they had often produced fowls furnished with tails; but that these latter would again reproduce rumpless chickens.

Analogous cases of reversion occur in the vegetable kingdom; thus "from seeds gathered from the finest cultivated varieties of Heartsease (*Viola tricolor*), plants perfectly wild both in their foliage and their flowers are frequently produced;"⁷ but the reversion in this instance is not to a very ancient period, for the best existing varieties of the heartsease are of comparatively modern origin. With most of our cultivated vegetables there is some tendency to reversion to what is known to be, or may be presumed to be, their aboriginal state; and this would be more evident if gardeners did not generally look over their beds of seedlings, and pull up the false plants or "rogues" as they are called. It has already been remarked, that some few seedling apples and pears generally resemble, but apparently are not identical with, the wild trees from which they are descended. In our turnip⁸ and carrot-beds a few plants often "break"—that is, flower too soon; and their roots are generally found to be hard and stringy, as in the parent-species. By the aid of a little selection, carried on during a few generations, most of our cultivated plants could probably be brought back, without any great change in their conditions of life, to a wild or nearly wild condition: Mr. Buckman has effected this with the parsnip;⁹

⁶ 'The Poultry Book,' by Mr. Tegetmeier, 1866, p. 231.

⁷ London's 'Gard. Mag.,' vol. x., 1834, p. 396: a nurseryman, with much ex-

perience on this subject, has likewise assured me that this sometimes occurs.

⁸ 'Gardener's Chron.,' 1855, p. 777.

⁹ *Ibid.*, 1862, p. 721.

and Mr. Hewett C. Watson, as he informs me, selected, during three generations, "the most diverging plants of Scotch kail, perhaps one of the least modified varieties of the cabbage; and in the third generation some of the plants came very close to the forms now established in England about old castle-walls, and called indigenous."

Reversion in Animals and Plants which have run wild.—In the cases hitherto considered, the reverting animals and plants have not been exposed to any great or abrupt change in their conditions of life which could have induced this tendency; but it is very different with animals and plants which have become feral or run wild. It has been repeatedly asserted in the most positive manner by various authors, that feral animals and plants invariably return to their primitive specific type. It is curious on what little evidence this belief rests. Many of our domesticated animals could not subsist in a wild state; thus, the more highly improved breeds of the pigeon will not "field" or search for their own food. Sheep have never become feral, and would be destroyed by almost every beast of prey. In several cases we do not know the aboriginal parent-species, and cannot possibly tell whether or not there has been any close degree of reversion. It is not known in any instance what variety was first turned out; several varieties have probably in some cases run wild, and their crossing alone would tend to obliterate their proper character. Our domesticated animals and plants, when they run wild, must always be exposed to new conditions of life, for, as Mr. Wallace¹⁰ has well remarked, they have to obtain their own food, and are exposed to competition with the native productions. Under these circumstances, if our domesticated animals did not undergo change of some kind, the result would be quite opposed to the conclusions arrived at in this work. Nevertheless, I do not doubt that the simple fact of animals and plants becoming feral, does cause some tendency to reversion to the primitive state; though this tendency has been much exaggerated by some authors.

¹⁰ See some excellent remarks on this subject by Mr. Wallace, 'Journal Proc. Linn. Soc.,' 1858, vol. iii. p. 60.

I will briefly run through the recorded cases. With neither horses nor cattle is the primitive stock known; and it has been shown in former chapters that they have assumed different colours in different countries. Thus the horses which have run wild in South America are generally brownish-bay, and in the East dun-coloured; their heads have become larger and coarser, and this may be due to reversion. No careful description has been given of the feral goat. Dogs which have run wild in various countries have hardly anywhere assumed a uniform character; but they are probably descended from several domestic races, and aboriginally from several distinct species. Feral cats, both in Europe and La Plata, are regularly striped; in some cases they have grown to an unusually large size, but do not differ from the domestic animal in any other character. When variously-coloured tame rabbits are turned out in Europe, they generally reacquire the colouring of the wild animal; there can be no doubt that this does really occur, but we should remember that oddly-coloured and conspicuous animals would suffer much from beasts of prey and from being easily shot; this at least was the opinion of a gentleman who tried to stock his woods with a nearly white variety; and when thus destroyed, they would in truth be supplanted by, instead of being transformed into, the common rabbit. We have seen that the feral rabbits of Jamaica, and especially of Porto Santo, have assumed new colours and other new characters. The best known case of reversion, and that on which the widely-spread belief in its universality apparently rests, is that of pigs. These animals have run wild in the West Indies, South America, and the Falkland Islands, and have everywhere acquired the dark colour, the thick bristles, and great tusks of the wild boar; and the young have reacquired longitudinal stripes. But even in the case of the pig, Roulin describes the half-wild animals in different parts of South America as differing in several respects. In Louisiana the pig¹¹ has run wild, and is said to differ a little in form, and much in colour, from the domestic animal, yet does not closely resemble the wild boar of Europe. With pigeons and fowls,¹² it is not known what variety was first turned out, nor what character the feral birds have assumed. The guinea-fowl in the West Indies, when feral, seems to vary more than in the domesticated state.

With respect to plants run wild, Dr. Hooker¹³ has strongly insisted on what slight evidence the common belief in their power of reversion rests. Godron¹⁴ describes wild turnips, carrots, and celery; but these plants in their cultivated state hardly differ from their wild prototypes, except in the

¹¹ Dureau de la Malle, in 'Comptes Rendus,' tom. xli., 1855, p. 807. From the statements above given, the author concludes that the wild pigs of Louisiana are not descended from the European *Sus scrofa*.

¹² Capt. W. Allen, in his 'Expedition to the Niger,' states that fowls have run wild on the island of Annobon, and have become modified in form and voice. The account is so meagre and vague

that it did not appear to me worth copying; but I now find that Dureau de la Malle ('Comptes Rendus,' tom. xli., 1855, p. 690) advances this as a good instance of reversion to the primitive stock, and as confirmatory of a still more vague statement in classical times by Varro.

¹³ 'Flora of Australia,' 1850, Introduction, p. ix.

¹⁴ 'De l'Espèce,' tom. ii. pp. 54, 58, 60

succulency and enlargement of certain parts,—characters which would be surely lost by plants growing in a poor soil and struggling with other plants. No cultivated plant has run wild on so enormous a scale as the cardoon (*Cynara cardunculus*) in La Plata. Every botanist who has seen it growing there, in vast beds, as high as a horse's back, has been struck with its peculiar appearance; but whether it differs in any important point from the cultivated Spanish form, which is said not to be prickly like its American descendant, or whether it differs from the wild Mediterranean species, which is said not to be social, I do not know.

Reversion to Characters derived from a Cross, in the case of Sub-varieties, Races, and Species.—When an individual having some recognizable peculiarity unites with another of the same sub-variety, not having the peculiarity in question, it often reappears in the descendants after an interval of several generations. Every one must have noticed, or heard from old people of children closely resembling in appearance or mental disposition, or in so small and complex a character as expression, one of their grandparents, or some more distant collateral relation. Very many anomalies of structure and diseases,¹⁵ of which instances have been given in the last chapter, have come into a family from one parent, and have reappeared in the progeny after passing over two or three generations. The following case has been communicated to me on good authority, and may, I believe, be fully trusted: a pointer-bitch produced seven puppies; four were marked with blue and white, which is so unusual a colour with pointers that she was thought to have played false with one of the greyhounds, and the whole litter was condemned; but the gamekeeper was permitted to save one as a curiosity. Two years afterwards a friend of the owner saw the young dog, and declared that he was the image of his old pointer-bitch Sappho, the only blue and white pointer of pure descent which he had ever seen. This led to close inquiry, and it was proved that he was the great-great-grandson of Sappho; so that, according to the common expression, he had only 1-16th of her blood in his veins. Here it can hardly be doubted that a character derived from a cross with an individual of the same variety reappeared after passing over three generations.

¹⁵ Mr. Sedgwick gives many instances in the 'British and Foreign Med.-Chirurg. Review,' April and July, 1863, pp. 448, 188.

When two distinct races are crossed, it is notorious that the tendency in the offspring to revert to one or both parent-forms is strong, and endures for many generations. I have myself seen the clearest evidence of this in crossed pigeons and with various plants. Mr. Sidney¹⁶ states that, in a litter of Essex pigs, two young ones appeared which were the image of the Berkshire boar that had been used twenty-eight years before in giving size and constitution to the breed. I observed in the farmyard at Betley Hall some fowls showing a strong likeness to the Malay breed, and was told by Mr. Tollet that he had forty years before crossed his birds with Malays; and that, though he had at first attempted to get rid of this strain, he had subsequently given up the attempt in despair, as the Malay character would reappear.

This strong tendency in crossed breeds to revert has given rise to endless discussions in how many generations after a single cross, either with a distinct breed or merely with an inferior animal, the breed may be considered as pure, and free from all danger of reversion. No one supposes that less than three generations suffices, and most breeders think that six, seven, or eight are necessary, and some go to still greater lengths.¹⁷ But neither in the case of a breed which has been contaminated by a single cross, nor when, in the attempt to form an intermediate breed, half-bred animals have been matched together during many generations, can any rule be laid down how soon the tendency to reversion will be obliterated. It depends on the difference in the strength or prepotency of transmission in the two parent-forms, on their actual amount of difference, and on the nature of the conditions of life to which the crossed offspring are exposed. But we must be careful not to confound these cases of reversion to characters gained from a cross, with those given under the first class, in which characters originally common to *both* parents, but lost at some former period, reappear; for such characters may recur after an almost indefinite number of generations.

¹⁶ In his edit. of 'Youatt on the Pig,' 1860, p. 27.

¹⁷ Dr. P. Lucas, 'Héréd. Nat.,' tom. ii pp. 314, 892: see a good practical

article on this subject in 'Gard. Chronicle,' 1856, p. 620. I could add a vast number of references, but they would be superfluous.

The law of reversion is equally powerful with hybrids, when they are sufficiently fertile to breed together, or when they are repeatedly crossed with either pure parent-form, as with mongrels. It is not necessary to give instances, for in the case of plants almost every one who has worked on this subject from the time of Kölreuter to the present day has insisted on this tendency. Gärtner has recorded some good instances; but no one has given more striking cases than Naudin.¹⁸ The tendency differs in degree or strength in different groups, and partly depends, as we shall presently see, on the fact of the parent-plants having been long cultivated. Although the tendency to reversion is extremely general with nearly all mongrels and hybrids, it cannot be considered as invariably characteristic of them; there is, also, reason to believe that it may be mastered by long-continued selection; but these subjects will more properly be discussed in a future chapter on Crossing. From what we see of the power and scope of reversion, both in pure races and when varieties or species are crossed, we may infer that characters of almost every kind are capable of reappearance after having been lost for a great length of time. But it does not follow from this that in each particular case certain characters will reappear: for instance, this will not occur when a race is crossed with another endowed with prepotency of transmission. In some few cases the power of reversion wholly fails, without our being able to assign any cause for the failure: thus it has been stated that in a French family in which 85 out of above 600 members, during six generations, had been subject to night-blindness, "there has not been a single example of this affection in the children of parents who were themselves free from it."¹⁹

Reversion through Bud-propagation—Partial Reversion, by segments in the same flower or fruit, or in different parts of the

¹⁸ Kölreuter gives cases in his 'Dritte Fortsetzung,' 1766, s. 53, 59; and in his well-known 'Memoirs on Lavatera and Jalapa.' Gärtner, 'Bastardzeugung,' s. 437, 441, &c. Naudin, in his 'Recherches sur l'Hybridité, Nouvelles Archives du Muséum,' tom. i. p. 25.

¹⁹ Quoted by Mr. Sedgwick in 'Med.-Chirurg. Review,' April, 1861,

p. 485. Dr. H. Dobell, in 'Med.-Chirurg. Transactions,' vol. xlvi., gives an analogous case, in which, in a large family, fingers with thickened joints were transmitted to several members during five generations; but when the blemish once disappeared it never reappeared.

body in the same individual animal.—In the eleventh chapter, many cases of reversion by buds, independently of seminal generation, were given—as when a leaf-bud on a variegated, curled, or lacinated variety suddenly reassumes its proper character; or as when a Provence-rose appears on a moss-rose, or a peach on a nectarine-tree. In some of these cases only half the flower or fruit, or a smaller segment, or mere stripes, reassumed their former character; and here we have with buds reversion by segments. Vilmorin²⁰ has also recorded several cases with plants derived from seed, of flowers reverting by stripes or blotches to their primitive colours: he states that in all such cases a white or pale-coloured variety must first be formed, and, when this is propagated for a length of time by seed, striped seedlings occasionally make their appearance; and these can afterwards by care be multiplied by seed.

The stripes and segments just referred to are not due, as far as is known, to reversion to characters derived from a cross, but to characters lost by variation. These cases, however, as Naudin²¹ insists in his discussion on disjunction of character, are closely analogous with those given in the eleventh chapter, in which crossed plants are known to have produced half-and-half or striped flowers and fruit, or distinct kinds of flowers on the same root resembling the two parent-forms. Many piebald animals probably come under this same head. Such cases, as we shall see in the chapter on Crossing, apparently result from certain characters not readily blending together, and, as a consequence of this incapacity for fusion, the offspring either perfectly resemble one of their two parents, or resemble one parent in one part and the other parent in another part; or whilst young are intermediate in character, but with advancing age revert wholly or by segments to either parent-form, or to both. Thus young trees of the *Cytisus adami* are intermediate in foliage and flowers between the two parent-forms; but when older the buds continually revert either partially or wholly to both forms. The cases given in the eleventh chapter on the changes which occurred during growth

²⁰ Verlot, 'Des Variétés,' 1865, p. 63. 'Rejuvenescence,' Ray Soc., 1853, p.

²¹ 'Nouvelles Archives du Muséum,' 315) apparently holds a similar opinion.
tom. i. p. 25. Alex. Braun (in his

in crossed plants of *Tropæolum*, *Cereus*, *Datura*, and *Lathyrus* are all analogous. As however these plants are hybrids of the first generation, and as their buds after a time come to resemble their parents and not their grandparents, these cases do not at first appear to come under the law of reversion in the ordinary sense of the word; nevertheless, as the change is effected through a succession of bud-generations on the same plant, they may be thus included.

Analogous facts have been observed in the animal kingdom, and are more remarkable, as they occur strictly in the same individual, and not as with plants through a succession of bud-generations. With animals the act of reversion, if it can be so designated, does not pass over a true generation, but merely over the early stages of growth in the same individual. For instance, I crossed several white hens with a black cock, and many of the chickens were during the first year perfectly white, but acquired during the second year black feathers; on the other hand, some of the chickens which were at first black became during the second year piebald with white. A great breeder²² says, that a Pencilled Brahma hen which has any of the blood of the *Light Brahma* in her, will "occasionally produce a pullet well pencilled during the first year, but she will most likely moult brown on the shoulders and become quite unlike her original colours in the second year." The same thing occurs with *Light Brahmas* if of impure blood. I have observed exactly similar cases with the crossed offspring from differently coloured pigeons. But here is a more remarkable fact: I crossed a turbit, which has a frill formed by the feathers being reversed on its breast, with a trumpeter; and one of the young pigeons thus raised showed at first not a trace of the frill, but, after moulting thrice, a small yet unmistakably distinct frill appeared on its breast. According to Girou,²³ calves produced from a red cow by a black bull, or from a black cow by a red bull, are not rarely born red, and subsequently become black.

In the foregoing cases, the characters which appear with advancing age are the result of a cross in the previous or some

²² Mr. Teesbay, in 'The Poultry Book,' by Mr. Tegetmeier, 1866, p. 72.

²³ Quoted by Hofacker, 'Ueber die Eigenschaften,' &c., s. 98.

former generation; but in the following cases, the characters which thus reappear formerly appertained to the species, and were lost at a more or less remote epoch. Thus, according to Azara,²⁴ the calves of a hornless race of cattle which originated in Corrientes, though at first quite hornless, as they become adult sometimes acquire small, crooked, and loose horns; and these in succeeding years occasionally become attached to the skull. White and black bantams, both of which generally breed true, sometimes assume as they grow old a saffron or red plumage. For instance, a first-rate black bantam has been described, which during three seasons was perfectly black, but then annually became more and more red; and it deserves notice that this tendency to change, whenever it occurs in a bantam, "is almost certain to prove hereditary."²⁵ The cuckoo or blue-mottled Dorking cock, when old, is liable to acquire yellow or orange hackles in place of his proper bluish-grey hackles.²⁶ Now, as *Gallus bankiva* is coloured red and orange, and as Dorking fowls and both kinds of bantams are descended from this species, we can hardly doubt that the change which occasionally occurs in the plumage of these birds as their age advances, results from a tendency in the individual to revert to the primitive type.

Crossing as a direct cause of Reversion.—It has long been notorious that hybrids and mongrels often revert to both or to one of their parent-forms, after an interval of from two to seven or eight, or according to some authorities even a greater number of generations. But that the act of crossing in itself gives an impulse towards reversion, as shown by the reappearance of long-lost characters, has never, I believe, been hitherto proved. The proof lies in certain peculiarities, which do not characterise the immediate parents, and therefore cannot have been derived from them, frequently appearing in the offspring of two breeds when crossed, which peculiarities never appear, or appear with extreme rarity, in these same breeds, as long as they are pre-

²⁴ 'Essais Hist. Nat. du Paraguay,' tom. ii. 1801, p. 372.

²⁵ These facts are given on the high authority of Mr. Hewitt, in 'The

Poultry Book,' by Mr. Tegetmeier, 1866, p. 248.

²⁶ 'The Poultry Book,' by Tegetmeier, 1866, p. 97.

cluded from crossing. As this conclusion seems to me highly curious and novel, I will give the evidence in detail.

My attention was first called to this subject, and I was led to make numerous experiments, by MM. Boitard and Corbié having stated that, when they crossed certain breeds, pigeons coloured like the wild *C. livia*, or the common dovecot, namely, slaty-blue, with double black wing-bars, sometimes chequered with black, white loins, the tail barred with black, with the outer feathers edged with white, were almost invariably produced. The breeds which I crossed, and the remarkable results attained, have been fully described in the sixth chapter. I selected pigeons, belonging to true and ancient breeds, which had not a trace of blue or any of the above specified marks; but when crossed, and their mongrels recrossed, young birds were continually produced, more or less plainly coloured slaty-blue, with some or all of the proper characteristic marks. I may recall to the reader's memory one case, namely, that of a pigeon, hardly distinguishable from the wild Shetland species, the grandchild of a red-spot, white fantail, and two black barbs, from any of which, when purely-bred, the production of a pigeon coloured like the wild *C. livia* would have been almost a prodigy.

I was thus led to make the experiments, recorded in the seventh chapter, on fowls. I selected long-established, pure breeds, in which there was not a trace of red, yet in several of the mongrel feathers of this colour appeared; and one magnificent bird, the offspring of a black Spanish cock and white Silk hen, was coloured almost exactly like the wild *Gallus bankiva*. All who know anything of the breeding of poultry will admit that tens of thousands of pure Spanish and of pure white Silk fowls might have been reared without the appearance of a red feather. The fact, given on the authority of Mr. Tegetmeier, of the frequent appearance, in mongrel fowls, of pencilled or transversely-banded feathers, like those common to many gallinaceous birds, is likewise apparently a case of reversion to a character formerly possessed by some ancient progenitor of the family. I owe to the kindness of this same excellent observer the inspection of some neck-hackles and tail-feathers from a hybrid between the common fowl and a very distinct species, the *Gallus varius*; and these feathers are transversely striped in a conspicuous manner with dark metallic blue and grey, a character which could not have been derived from either immediate parent.

I have been informed by Mr. B. P. Brent, that he crossed a white Aylesbury drake and a black so-called Labrador duck, both of which are true breeds, and he obtained a young drake closely like the mallard (*A. boschas*). Of the musk-duck (*A. moschata*, Linn.) there are two sub-breeds, namely, white and slate-coloured; and these I am informed breed true, or nearly true. But the Rev. W. D. Fox tells me that, by putting a white drake to a slate-coloured duck, black birds, pied with white, like the wild musk-duck, were always produced.

We have seen in the fourth chapter, that the so-called Himalayan rabbit, with its snow-white body, black ears, nose, tail, and feet, breeds

cf. also Cambridge Phillips's Jour. 1884, p. 551

perfectly true. This race is known to have been formed by the union of two varieties of silver-grey rabbits. Now, when a Himalayan doe was crossed by a sandy-coloured buck, a silver-grey rabbit was produced; and this is evidently a case of reversion to one of the parent varieties. The young of the Himalayan rabbit are born snow-white, and the dark marks do not appear until some time subsequently; but occasionally young Himalayan rabbits are born of a light silver-grey, which colour soon disappears; so that here we have a trace of reversion, during an early period of life, to the parent-varieties, independently of any recent cross.

In the third chapter it was shown that at an ancient period some breeds of cattle in the wilder parts of Britain were white with dark ears, and that the cattle now kept half wild in certain parks, and those which have run quite wild in two distant parts of the world, are likewise thus coloured. Now, an experienced breeder, Mr. J. Beasley, of Northamptonshire,²⁷ crossed some carefully selected West Highland cows with purely-bred shorthorn bulls. The bulls were red, red and white, or dark roan; and the Highland cows were all of a red colour, inclining to a light or yellow shade. But a considerable number of the offspring—and Mr. Beasley calls attention to this as a remarkable fact—were white, or white with red ears. Bearing in mind that none of the parents were white, and that they were purely-bred animals, it is highly probable that here the offspring reverted, in consequence of the cross, to the colour either of the aboriginal parent-species or of some ancient and half-wild parent-breed. The following case, perhaps, comes under the same head: cows in their natural state have their udders but little developed, and do not yield nearly so much milk as our domesticated animals. Now there is some reason to believe²⁸ that cross-bred animals between two kinds, both of which are good milkers, such as Alderneys and Shorthorns, often turn out worthless in this respect.

In the chapter on the Horse reasons were assigned for believing that the primitive stock was striped and dun-coloured; and details were given, showing that in all parts of the world stripes of a dark colour frequently appear along the spine, across the legs, and on the shoulders, where they are occasionally double or treble, and even sometimes on the face and body of horses of all breeds and of all colours. But the stripes appear most frequently on the various kinds of duns. They may sometimes plainly be seen on foals, and subsequently disappear. The dun-colour and the stripes are strongly transmitted when a horse thus characterised is crossed with any other; but I was not able to prove that striped duns are generally produced from the crossing of two distinct breeds, neither of which are duns, though this does sometimes occur.

The legs of the ass are often striped, and this may be considered as a reversion to the wild parent-form, the *Asinus tentopus* of Abyssinia,²⁹ which is thus striped. In the domestic animal the stripes on the shoulder are occasionally double, or forked at the extremity, as in certain zebrine

²⁷ 'Gardener's Chron. and Agricultural Gazette,' 1866, p. 528.

²⁸ *Ibid.*, 1860, p. 343.

²⁹ Sc Slater, in 'Proc. Zool. Soc.,' 1862, p. 163.

species. There is reason to believe that the foal is frequently more plainly striped on the legs than the adult animal. As with the horse, I have not acquired any distinct evidence that the crossing of differently-coloured varieties of the ass brings out the stripes.

But now let us turn to the result of crossing the horse and ass. Although mules are not nearly so numerous in England as asses, I have seen a much greater number with striped legs, and with the stripes far more conspicuous than in either parent-form. Such mules are generally light-coloured, and might be called fallow-duns. The shoulder-stripe in one instance was deeply forked at the extremity, and in another instance was double, though united in the middle. Mr. Martin gives a figure of a Spanish mule with strong zebra-like marks on its legs,²⁰ and remarks, that mules are particularly liable to be thus striped on their legs. In South America, according to Roulin,²¹ such stripes are more frequent and conspicuous in the mule than in the ass. In the United States, Mr. Gosse,²² speaking of these animals, says, "that in a great number, perhaps in nine out of every ten, the legs are banded with transverse dark stripes."

Many years ago I saw in the Zoological Gardens a curious triple hybrid, from a bay mare, by a hybrid from a male ass and female zebra. This animal when old had hardly any stripes; but I was assured by the superintendent, that when young it had shoulder-stripes, and faint stripes on its flanks and legs. I mention this case more especially as an instance of the stripes being much plainer during youth than in old age.

As the zebra has such conspicuously striped legs, it might have been expected that the hybrids from this animal and the common ass would have had their legs in some degree striped; but it appears from the figures given in Dr. Gray's 'Knowsley Gleanings,' and still more plainly from that given by Geoffroy and F. Cuvier,²³ that the legs are much more conspicuously striped than the rest of the body; and this fact is intelligible only on the belief that the ass aids in giving, through the power of reversion, this character to its hybrid offspring.

The quagga is banded over the whole front part of its body like a zebra, but has no stripes on its legs, or mere traces of them. But in the famous hybrid bred by Lord Morton,²⁴ from a chesnut, nearly purely-bred, Arabian mare, by a male quagga, the stripes were "more strongly defined and darker than those on the legs of the quagga." The mare was subsequently put to a black Arabian horse, and bore two colts, both of which, as formerly stated, were plainly striped on the legs, and one of them likewise had stripes on the neck and body.

The *Asinus Indicus*²⁵ is characterised by a spinal stripe, without shoulder

²⁰ 'History of the Horse,' p. 212.

²¹ 'Mém. présentés par divers Savans à l'Acad. Royale,' tom. vi. 1835, p. 338.

²² 'Letters from Alabama,' 1850, p. 280.

²³ 'Hist. Nat. des Mammifères,' 1820, tom. i.

²⁴ 'Philosoph. Transact,' 1821, p. 20.

²⁵ Selater, in 'Proc. Zoolog. Soc.,' 1862, p. 163: this species is the Ghor-Khur of N.W. India, and has often been called the Hemionus of Pallas. See, also, Mr. Blyth's excellent paper in 'Journ. of Asiatic Soc. of Bengal,' vol. xxviii., 1860, p. 229.

or leg stripes; but traces of these latter stripes may occasionally be seen even in the adult;³⁶ and Colonel S. Poole, who has had ample opportunities for observation, informs me that in the foal, when first born, the head and legs are often striped, but the shoulder-stripe is not so distinct as in the domestic ass; all these stripes, excepting that along the spine, soon disappear. Now a hybrid, raised at Knowsley³⁷ from a female of this species by a male domestic ass, had all four legs transversely and conspicuously striped, had three short stripes on each shoulder, and had even some zebra-like stripes on its face! Dr. Gray informs me that he has seen a second hybrid of the same parentage similarly striped.

From these facts we see that the crossing of the several equine species tends in a marked manner to cause stripes to appear on various parts of the body, especially on the legs. As we do not know whether the primordial parent of the genus was striped, the appearance of the stripes can only hypothetically be attributed to reversion. But most persons, after considering the many undoubted cases of variously coloured marks re-appearing by reversion in crossed pigeons, fowls, ducks, &c., will come to the same conclusion with respect to the horse-genus; and in this case we must admit that the progenitor of the group was striped on the legs, shoulders, face, and probably over the whole body, like a zebra. If we reject this view, the frequent and almost regular appearance of stripes in the several foregoing hybrids is left without any explanation.

It would appear that with crossed animals a similar tendency to the recovery of lost characters holds good even with instincts. There are some breeds of fowls which are called "everlasting layers," because they have lost the instinct of incubation; and so rare is it for them to incubate that I have seen notices published in works on poultry, when hens of such breeds have taken to sit.³⁸ Yet the aboriginal species was of course a good incubator; for with birds in a state of nature hardly any

³⁶ Another species of wild ass, the true *A. hemionus* or *Kiang*, which ordinarily has no shoulder-stripes, is said occasionally to have them; and these, as with the horse and ass, are sometimes double: see Mr. Blyth, in the paper just quoted, and in 'Indian Sporting Review,' 1856, p. 320; and

Col. Hamilton Smith, in 'Nat. Library, Horses,' p. 318; and 'Dict. Class. d'Hist. Nat.,' tom. iii. p. 563.

³⁷ Figured in the 'Gleanings from the Knowsley Menageries,' by Dr. J. E. Gray.

³⁸ Cases of both Spanish and Polish hens sitting are given in the 'Poultry Chronicle,' 1855, vol. iii. p. 477.

instinct is so strong as this. Now, so many cases have been recorded of the crossed offspring from two races, neither of which are incubators, becoming first-rate sitters, that the re-appearance of this instinct must be attributed to reversion from crossing. One author goes so far as to say, "that a cross between two non-sitting varieties almost invariably produces a mongrel that becomes broody, and sits with remarkable steadiness."²⁹ Another author, after giving a striking example, remarks that the fact can be explained only on the principle that "two negatives make a positive." It cannot, however, be maintained that hens produced from a cross between two non-sitting breeds invariably recover their lost instinct, any more than that crossed fowls or pigeons invariably recover the red or blue plumage of their prototypes. I raised several chickens from a Polish hen by a Spanish cock,—breeds which do not incubate,—and none of the young hens at first recovered their instinct, and this appeared to afford a well-marked exception to the foregoing rule; but one of these hens, the only one which was preserved, in the third year sat well on her eggs and reared a brood of chickens. So that here we have the appearance with advancing age of a primitive instinct, in the same manner as we have seen that the red plumage of the *Gallus bankiva* is sometimes reacquired by crossed and purely-bred fowls of various kinds as they grow old.

The parents of all our domesticated animals were of course aboriginally wild in disposition; and when a domesticated species is crossed with a distinct species, whether this is a domesticated or only tamed animal, the hybrids are often wild

²⁹ 'The Poultry Book,' by Mr. Tegetmeier, 1866, pp. 119, 163. The author, who remarks on the two negatives ('Journ. of Hort.,' 1862, p. 325), states that two broods were raised from a Spanish cock and Silver-pencilled Hamburg hen, neither of which are incubators, and no less than seven out of eight hens in these two broods "showed a perfect obstinacy in sitting." The Rev. E. S. Dixon ('Ornamental Poultry,' 1848, p. 200) says that chickens reared from a cross between Golden and Black

Polish fowls, are "good and steady birds to sit." Mr. B. P. Brent informs me that he raised some good sitting hens by crossing Pencilled Hamburg and Polish breeds. A cross-bred bird from a Spanish non-incubating cock and Cochin incubating hen is mentioned in the 'Poultry Chronicle,' vol. iii. p. 13, as an "exemplary mother." On the other hand, an exceptional case is given in the 'Cottage Gardener,' 1860, p. 388, of a hen raised from a Spanish cock and black Polish hen which did not incubate.

to such a degree, that the fact is intelligible only on the principle that the cross has caused a partial return to the primitive disposition.

The Earl of Powis formerly imported some thoroughly domesticated humped cattle from India, and crossed them with English breeds, which belong to a distinct species; and his agent remarked to me, without any question having been asked, how oddly wild the cross-bred animals were. The European wild boar and the Chinese domesticated pig are almost certainly specifically distinct: Sir F. Darwin crossed a sow of the latter breed with a wild Alpine boar which had become extremely tame, but the young, though having half-domesticated blood in their veins, were "extremely wild in confinement, and would not eat swill like common English pigs." Mr. Hewitt, who has had great experience in crossing tame cock-pheasants with fowls belonging to five breeds, gives as the character of all "extraordinary wildness;"⁴⁰ but I have myself seen one exception to this rule. Mr. S. J. Salter,⁴¹ who raised a large number of hybrids from a bantam-hen by *Gallus Sonneratii*, states that "all were exceedingly wild." Mr. Waterton⁴² bred some wild ducks from eggs hatched under a common duck, and the young were allowed to cross freely both amongst themselves and with the tame ducks; they were "half wild and half tame; they came to the windows to be fed, but still they had a wariness about them quite remarkable."

On the other hand, mules from the horse and ass are certainly not in the least wild, yet they are notorious for obstinacy and vice. Mr. Brent, who has crossed canary-birds with many kinds of finches, has not observed, as he informs me, that the hybrids were in any way remarkably wild. Hybrids are often raised between the common and musk duck, and I have been assured by three persons, who have kept these crossed birds, that they were not wild; but Mr. Garnett⁴³ observed that his female hybrids exhibited "migratory propensities," of which there is not a vestige in the common or musk duck. No case is

⁴⁰ 'The Poultry Book,' by Tegetmeier, 1866, pp. 165, 167.

⁴¹ 'Natural History Review,' 1863, April, p. 277.

⁴² 'Essays on Natural History,' p. 197.

⁴³ As stated by Mr. Orton, in his 'Physiology of Breeding,' p. 12.

known of this latter bird having escaped and become wild in Europe or Asia, except, according to Pallas, on the Caspian Sea; and the common domestic duck only occasionally becomes wild in districts where large lakes and fens abound. Nevertheless, a large number of cases have been recorded⁴⁴ of hybrids from these two ducks, although so few are reared in comparison with purely-bred birds of either species, having been shot in a completely wild state. It is improbable that any of these hybrids could have acquired their wildness from the musk-duck having paired with a truly wild duck; and this is known not to be the case in North America; hence we must infer that they have reacquired, through reversion, their wildness, as well as renewed powers of flight.

These latter facts remind us of the statements, so frequently made by travellers in all parts of the world, on the degraded state and savage disposition of crossed races of man. That many excellent and kind-hearted mulattos have existed no one will dispute; and a more mild and gentle set of men could hardly be found than the inhabitants of the island of Chiloe, who consist of Indians commingled with Spaniards in various proportions. On the other hand, many years ago, long before I had thought of the present subject, I was struck with the fact that, in South America, men of complicated descent between Negroes, Indians, and Spaniards, seldom had, whatever the cause might be, a good expression.⁴⁵ Livingstone,—and a more unimpeachable authority cannot be quoted,—after speaking of a half-caste man on the Zambesi, described by the Portuguese as a rare monster of inhumanity, remarks, “It is unaccountable why half-castes, such as he, are so much more cruel than the Portuguese, but such is undoubtedly the case.” An inhabitant remarked to Livingstone, “God made white men, and God made black men, but the Devil made half-castes.”⁴⁶ When two races, both

⁴⁴ M. E. de Selys-Longchamps refers (*Bulletin Acad. Roy. de Bruxelles*, tom. xii. No. 10) to more than seven of these hybrids shot in Switzerland and France. M. Deby asserts (*Zoologist*, vol. v., 1845-46, p. 1254) that several have been shot in various parts of Belgium and Northern France. Audubon

(*Ornitholog. Biography*, vol. iii. p. 168), speaking of these hybrids, says that, in North America, they “now and then wander off and become quite wild.”

⁴⁵ *Journal of Researches*, 1845, p. 71.

⁴⁶ *Expedition to the Zambesi*, 1865, pp. 25, 150.

low in the scale, are crossed, the progeny seems to be eminently bad. Thus the noble-hearted Humboldt, who felt none of that prejudice against the inferior races now so current in England, speaks in strong terms of the bad and savage disposition of *Zambos*, or half-castes between Indians and Negroes; and this conclusion has been arrived at by various observers.⁴⁷ From these facts we may perhaps infer that the degraded state of so many half-castes is in part due to reversion to a primitive and savage condition, induced by the act of crossing, as well as to the unfavourable moral conditions under which they generally exist.

Summary on the proximate causes leading to Reversion.—When purely-bred animals or plants reassume long-lost characters,—when the common ass, for instance, is born with striped legs, when a pure race of black or white pigeons throws a slaty-blue bird, or when a cultivated heartsease with large and rounded flowers produces a seedling with small and elongated flowers,—we are quite unable to assign any proximate cause. When animals run wild, the tendency to reversion, which, though it has been greatly exaggerated, no doubt exists, is sometimes to a certain extent intelligible. Thus, with feral pigs, exposure to the weather will probably favour the growth of the bristles, as is known to be the case with the hair of other domesticated animals, and through correlation the tusks will tend to be redeveloped. But the reappearance of coloured longitudinal stripes on young feral pigs cannot be attributed to the direct action of external conditions. In this case, and in many others, we can only say that changed habits of life apparently have favoured a tendency, inherent or latent in the species, to return to the primitive state.

It will be shown in a future chapter that the position of flowers on the summit of the axis, and the position of seeds within the capsule, sometimes determine a tendency towards reversion; and this apparently depends on the amount of sap or nutriment which the flower-buds and seeds receive. The position, also, of buds, either on branches or on roots, sometimes determines, as was formerly shown, the transmission of the

⁴⁷ Dr. P. Broca, on 'Hybridity in the Genus *Homo*,' Eng. transl., 1864, p. 39.

proper character of the variety, or its reversion to a former state.

We have seen in the last section that when two races or species are crossed there is the strongest tendency to the re-appearance in the offspring of long-lost characters, possessed by neither parent nor immediate progenitor. When two white, or red, or black pigeons, of well-established breeds, are united, the offspring are almost sure to inherit the same colours; but when differently-coloured birds are crossed, the opposed forces of inheritance apparently counteract each other, and the tendency which is inherent in both parents to produce slaty-blue offspring becomes predominant. So it is in several other cases. But when, for instance, the ass is crossed with *A. Indicus* or with the horse,—animals which have not striped legs,—and the hybrids have conspicuous stripes on their legs and even on their faces, all that can be said is, that an inherent tendency to reversion is evolved through some disturbance in the organisation caused by the act of crossing.

Another form of reversion is far commoner, indeed is almost universal with the offspring from a cross, namely, to the characters proper to either pure parent-form. As a general rule, crossed offspring in the first generation are nearly intermediate between their parents, but the grandchildren and succeeding generations continually revert, in a greater or lesser degree, to one or both of their progenitors. Several authors have maintained that hybrids and mongrels include all the characters of both parents, not fused together, but merely mingled in different proportions in different parts of the body; or, as Naudin⁶⁸ has expressed it, a hybrid is a living mosaic-work, in which the eye cannot distinguish the discordant elements, so completely are they intermingled. We can hardly doubt that, in a certain sense, this is true, as when we behold in a hybrid the elements of both species segregating themselves into segments in the same flower or fruit, by a process of self-attraction or self-affinity; this segregation taking place either by seminal or by bud-propagation. Naudin further believes that the segregation of the two specific elements or essences is eminently liable to occur in the male and female reproductive matter; and he thus explains the almost

⁶⁸ 'Nouvelles Archives du Muséum,' tom. i. p. 151.

universal tendency to reversion in successive hybrid generations. For this would be the natural result of the union of pollen and ovules, in both of which the elements of the same species had been segregated by self-affinity. If, on the other hand, pollen which included the elements of one species happened to unite with ovules including the elements of the other species, the intermediate or hybrid state would still be retained, and there would be no reversion. But it would, as I suspect, be more correct to say that the elements of both parent-species exist in every hybrid in a double state, namely, blended together and completely separate. How this is possible, and what the term specific essence or element may be supposed to express, I shall attempt to show in the hypothetical chapter on pangenesis.

But Naudin's view, as propounded by him, is not applicable to the reappearance of characters lost long ago by variation; and it is hardly applicable to races or species which, after having been crossed at some former period with a distinct form, and having since lost all traces of the cross, nevertheless occasionally yield an individual which reverts (as in the case of the great-great-grandchild of the pointer Sappho) to the crossing form. The most simple case of reversion, namely, of a hybrid or mongrel to its grandparents, is connected by an almost perfect series with the extreme case of a purely-bred race recovering characters which had been lost during many ages; and we are thus led to infer that all the cases must be related by some common bond.

Gärtner believed that only those hybrid plants which are highly sterile exhibit any tendency to reversion to their parent-forms. It is rash to doubt so good an observer, but this conclusion must I think be an error; and it may perhaps be accounted for by the nature of the genera observed by him, for he admits that the tendency differs in different genera. The statement is also directly contradicted by Naudin's observations, and by the notorious fact that perfectly fertile mongrels exhibit the tendency in a high degree,—even in a higher degree, according to Gärtner himself, than hybrids.⁴⁹

Gärtner further states that reversions rarely occur with

⁴⁹ 'Bastarderzeugung,' s. 562, 438, &c.

hybrid plants raised from species which have not been cultivated, whilst, with those which have been long cultivated, they are of frequent occurrence. This conclusion explains a curious discrepancy: Max Wichura,⁵⁰ who worked exclusively on willows, which had not been subjected to culture, never saw an instance of reversion; and he goes so far as to suspect that the careful Gärtner had not sufficiently protected his hybrids from the pollen of the parent-species: Naudin, on the other hand, who chiefly experimented on cucurbitaceous and other cultivated plants, insists more strenuously than any other author on the tendency to reversion in all hybrids. The conclusion that the condition of the parent-species, as affected by culture, is one of the proximate causes leading to reversion, agrees fairly well with the converse case of domesticated animals and cultivated plants being liable to reversion when they become feral; for in both cases the organisation or constitution must be disturbed, though in a very different way.

Finally, we have seen that characters often reappear in purely-bred races without our being able to assign any proximate cause; but when they become feral this is either indirectly or directly induced by the change in their conditions of life. With crossed breeds, the act of crossing in itself certainly leads to the recovery of long-lost characters, as well as of those derived from either parent-form. Changed conditions, consequent on cultivation, and the relative position of buds, flowers, and seeds on the plant, all apparently aid in giving this same tendency. Reversion may occur either through seminal or bud generation, generally at birth, but sometimes only with an advance of age. Segments or portions of the individual may alone be thus affected. That a being should be born resembling in certain characters an ancestor removed by two or three, and in some cases by hundreds or even thousands of generations, is assuredly a wonderful fact. In these cases the child is commonly said to inherit such characters directly from its grandparents or more remote ancestors. But this view is hardly conceivable. If, however, we suppose that every character is derived exclu-

⁵⁰ 'Die Bastardbefruchtung . . . der Weiden,' 1865, s. 23. For Gärtner's remarks on this head, see 'Bastarderzeugung,' s. 474, 582.

sively from the father or mother, but that many characters lie latent in both parents during a long succession of generations, the foregoing facts are intelligible. In what manner characters may be conceived to lie latent, will be considered in a future chapter to which I have lately alluded.

Latent Characters.—But I must explain what is meant by characters lying latent. The most obvious illustration is afforded by secondary sexual characters. In every female all the secondary male characters, and in every male all the secondary female characters, apparently exist in a latent state, ready to be evolved under certain conditions. It is well known that a large number of female birds, such as fowls, various pheasants, partridges, peahens, ducks, &c., when old or diseased, or when operated on, partly assume the secondary male characters of their species. In the case of the hen-pheasant this has been observed to occur far more frequently during certain seasons than during others.³¹ A duck ten years old has been known to assume both the perfect winter and summer plumage of the drake.³² Waterton³³ gives a curious case of a hen which had ceased laying, and had assumed the plumage, voice, spurs, and warlike disposition of the cock; when opposed to an enemy she would erect her hackles and show fight. Thus every character, even to the instinct and manner of fighting, must have lain dormant in this hen as long as her ovaria continued to act. The females of two kinds of deer, when old, have been known to acquire horns; and, as Hunter has remarked, we see something of an analogous nature in the human species.

On the other hand, with male animals, it is notorious that the secondary sexual characters are more or less completely lost when they are subjected to castration. Thus, if the operation be performed on a young cock, he never, as Yarrell states, crows

³¹ Yarrell, 'Phil. Transact.,' 1827, p. 268; Dr. Hamilton, in 'Proc. Zoolog. Soc.,' 1862, p. 23.

³² 'Archiv. Skand. Beiträge zur Naturgesch.,' viii. s. 397-413.

³³ In his 'Essays on Nat. Hist.,' 1838. Mr. Hewitt gives analogous cases with hen-pheasants in 'Journal of Horticulture,' July 12, 1864, p. 37. Isidore

Geoffroy Saint Hilaire, in his 'Essais de Zoolog. Gén.' (suites à Buffon, 1842, pp. 496-513), has collected such cases in ten different kinds of birds. It appears that Aristotle was well aware of the change in mental disposition in old hens. The case of the female deer acquiring horns is given at p. 513.

again; the comb, wattles, and spurs do not grow to their full size, and the hackles assume an intermediate appearance between true hackles and the feathers of the hen. Cases are recorded of confinement alone causing analogous results. But characters properly confined to the female are likewise acquired; the capon takes to sitting on eggs, and will bring up chickens; and what is more curious, the utterly sterile male hybrids from the pheasant and the fowl act in the same manner, "their delight being to watch when the hens leave their nests, and to take on themselves the office of a sitter."²⁴ That admirable observer Réaumur²⁵ asserts that a cock, by being long confined in solitude and darkness, can be taught to take charge of young chickens; he then utters a peculiar cry, and retains during his whole life this newly acquired maternal instinct. The many well-ascertained cases of various male mammals giving milk, show that their rudimentary mammary glands retain this capacity in a latent condition.

We thus see that in many, probably in all cases, the secondary characters of each sex lie dormant or latent in the opposite sex, ready to be evolved under peculiar circumstances. We can thus understand how, for instance, it is possible for a good milking cow to transmit her good qualities through her male offspring to future generations; for we may confidently believe that these qualities are present, though latent, in the males of each generation. So it is with the game-cock, who can transmit his superiority in courage and vigour through his female to his male offspring; and with man it is known²⁶ that diseases, such as hydrocele, necessarily confined to the male sex, can be transmitted through the female to the grandson. Such cases as these offer, as was remarked at the commencement of this chapter, the simplest possible examples of reversion; and they are intelligible on the belief that characters common to the grandparent and grandchild of the same sex are present, though latent, in the intermediate parent of the opposite sex.

The subject of latent characters is so important, as we shall see in a future chapter, that I will give another illustration.

²⁴ 'Cottage Gardener,' 1800, p. 379.

²⁵ 'Art de faire Eclorre,' &c., 1749, tom. ii. p. 8.

²⁶ Sir H. Holland, 'Medical Notes and Reflections,' 3rd edit., 1855, p. 31.

Many animals have the right and left sides of their body unequally developed: this is well known to be the case with flat-fish, in which the one side differs in thickness and colour, and in the shape of the fins, from the other; and during the growth of the young fish one eye actually travels, as shown by Steensrup, from the lower to the upper surface.⁵⁷ In most flat-fishes the left is the blind side, but in some it is the right; though in both cases "wrong fishes," which are developed in a reversed manner to what is usual, occasionally occur, and in *Platessa flesus* the right or left side is indifferently developed, the one as often as the other. With gasteropods or shell-fish, the right and left sides are extremely unequal; the far greater number of species are dextral, with rare and occasional reversals of development, and some few are normally sinistral; but certain species of *Bulimus*, and many *Achatinellæ*,⁵⁸ are as often sinistral as dextral. I will give an analogous case in the great Articulate kingdom: the two sides of *Verruca*⁵⁹ are so wonderfully unlike, that without careful dissection it is extremely difficult to recognise the corresponding parts on the opposite sides of the body; yet it is apparently a mere matter of chance whether it be the right or the left side that undergoes so singular an amount of change. One plant is known to me⁶⁰ in which the flower, according as it stands on the one or other side of the spike, is unequally developed. In all the foregoing cases the two sides of the animal are perfectly symmetrical at an early period of growth. Now, whenever a species is as liable to be unequally developed on the one as on the other side, we may infer that the capacity for such development is present, though latent, in the undeveloped side. And as a reversal of development occasionally occurs in animals of many kinds, this latent capacity is probably very common.

The best yet simplest instances of characters lying dormant are, perhaps, those previously given, in which chickens and

⁵⁷ Prof. Thomson on Steensrup's Views on the Obliquity of Flounders: 'Annals and Mag. of Nat. Hist.,' May, 1863, p. 361.

⁵⁸ Dr. E. von Martens, in 'Annals and Mag. of Nat. Hist.,' March, 1866, p. 209.

⁵⁹ Darwin, 'Balaniidæ,' Ray Soc., 1854, p. 499: see also the appended remarks on the apparently capricious development of the thoracic limbs on the right and left sides in the higher crustaceans.

⁶⁰ *Mormodes ignea*: Darwin, 'Fertilization of Orchids,' 1862, p. 251.

young pigeons, raised from a cross between differently coloured birds, are at first of one colour, but in a year or two acquire feathers of the colour of the other parent; for in this case the tendency to a change of plumage is clearly latent in the young bird. So it is with hornless breeds of cattle, some of which acquire, as they grow old, small horns. Purely bred black and white bantams, and some other fowls, occasionally assume, with advancing years, the red feathers of the parent-species. I will here add a somewhat different case, as it connects in a striking manner latent characters of two classes. Mr. Hewitt⁶¹ possessed an excellent Sebright gold-laced hen bantam, which, as she became old, grew diseased in her ovaria, and assumed male characters. In this breed the males resemble the females in all respects except in their combs, wattles, spurs, and instincts; hence it might have been expected that the diseased hen would have assumed only those masculine characters which are proper to the breed, but she acquired, in addition, well-arched tail sickle-feathers quite a foot in length, saddle-feathers on the loins, and hackles on the neck,—ornaments which, as Mr. Hewitt remarks, “would be held as abominable in this breed.” The Sebright bantam is known⁶² to have originated about the year 1800 from a cross between a common bantam and a Polish fowl, recrossed by a hen-tailed bantam, and carefully selected; hence there can hardly be a doubt that the sickle-feathers and hackles which appeared in the old hen were derived from the Polish fowl or common bantam; and we thus see that not only certain masculine characters proper to the Sebright bantam, but other masculine characters derived from the first progenitors of the breed, removed by a period of above sixty years, were lying latent in this hen-bird, ready to be evolved as soon as her ovaria became diseased.

From these several facts it must be admitted that certain characters, capacities, and instincts may lie latent in an individual, and even in a succession of individuals, without our being able to detect the least signs of their presence. We have

⁶¹ ‘Journal of Horticulture,’ July, 1864, p. 38. I have had the opportunity of examining these remarkable feathers through the kindness of Mr.

Tegetmeier.

⁶² ‘The Poultry Book,’ by Mr. Tegetmeier, 1866, p. 241.

already seen that the transmission of a character from the grandparent to the grandchild, with its apparent omission in the intermediate parent of the opposite sex, becomes simple on this view. When fowls, pigeons, or cattle of different colours are crossed, and their offspring change colour as they grow old, or when the crossed turbit acquired the characteristic frill after its third moult, or when purely-bred bantams partially assume the red plumage of their prototype, we cannot doubt that these qualities were from the first present, though latent, in the individual animal; like the characters of a moth in the caterpillar. Now, if these animals had produced offspring before they had acquired with advancing age their new characters, nothing is more probable than that they would have transmitted them to some of their offspring, which in this case would in appearance have received such characters from their grandparents or more distant progenitors. We should then have had a case of reversion, that is, of the reappearance in the child of an ancestral character, actually present, though during youth completely latent, in the parent; and this we may safely conclude is what occurs with reversions of all kinds to progenitors however remote.

This view of the latency in each generation of all the characters which appear through reversion, is also supported by their actual presence in some cases during early youth alone, or by their more frequent appearance and greater distinctness at this age than during maturity. We have seen that this is often the case with the stripes on the legs and faces of the several species of the horse-genus. The Himalayan rabbit, when crossed, sometimes produces offspring which revert to the parent silver-grey breed, and we have seen that in purely bred animals pale-grey fur occasionally reappears during early youth. Black cats, we may feel assured, would occasionally produce by reversion tabbies; and on young black kittens, with a pedigree⁶³ known to have been long pure, faint traces of stripes may almost always be seen which afterwards disappear. Hornless Suffolk cattle occasionally produce by reversion horned animals; and Youatt⁶⁴ asserts that even in hornless individuals

⁶³ Carl Vogt, 'Lectures on Man,' Eng. transl., 1864, p. 411.

⁶⁴ On Cattle, p. 174.

“the rudiment of a horn may be often felt at an early age.”

No doubt it appears at first sight in the highest degree improbable that in every horse of every generation there should be a latent capacity and tendency to produce stripes, though these may not appear once in a thousand generations; that in every white, black, or other coloured pigeon, which may have transmitted its proper colour during centuries, there should be a latent capacity in the plumage to become blue and to be marked with certain characteristic bars; that in every child in a six-fingered family there should be the capacity for the production of an additional digit; and so in other cases. Nevertheless there is no more inherent improbability in this being the case than in a useless and rudimentary organ, or even in only a tendency to the production of a rudimentary organ, being inherited during millions of generations, as is well known to occur with a multitude of organic beings. There is no more inherent improbability in each domestic pig, during a thousand generations, retaining the capacity and tendency to develop great tusks under fitting conditions, than in the young calf having retained for an indefinite number of generations rudimentary incisor teeth, which never protrude through the gums.

I shall give at the end of the next chapter a summary of the three preceding chapters; but as isolated and striking cases of reversion have here been chiefly insisted on, I wish to guard the reader against supposing that reversion is due to some rare or accidental combination of circumstances. When a character, lost during hundreds of generations, suddenly reappears, no doubt some such combination must occur; but reversions may be constantly observed, at least to the immediately preceding generations, in the offspring of most unions. This has been universally recognised in the case of hybrids and mongrels, but it has been recognised simply from the difference between the united forms rendering the resemblance of the offspring to their grandparents or more remote progenitors of easy detection. Reversion is likewise almost invariably the rule, as Mr. Sedgwick has shown, with certain diseases. Hence we must conclude that a tendency to this peculiar form of transmission is an integral part of the general law of inheritance.

Monstrosities.—A large number of monstrous growths and of lesser anomalies are admitted by every one to be due to an arrest of development, that is to the persistence of an embryonic condition. If every horse or ass had striped legs whilst young, the stripes which occasionally appear on these animals when adult would have to be considered as due to the anomalous retention of an early character, and not as due to reversion. Now, the leg-stripes in the horse-genus, and some other characters in analogous cases, are apt to occur during early youth and then to disappear; thus the persistence of early characters and reversion are brought into close connexion.

But many monstrosities can hardly be considered as the result of an arrest of development; for parts of which no trace can be detected in the embryo, but which occur in other members of the same class of animals or plants, occasionally appear, and these may probably with truth be attributed to reversion. For instance: supernumerary mammae, capable of secreting milk, are not extremely rare in women; and as many as five have been observed. When four are developed, they are generally arranged symmetrically on each side of the chest; and in one instance a woman (the daughter of another with supernumerary mammae) had one mamma, which yielded milk, developed in the inguinal region. This latter case, when we remember the position of the mammae in some of the lower animals on both the chest and inguinal region, is highly remarkable, and leads to the belief that in all cases the additional mammae in woman are due to reversion. The facts given in the last chapter on the tendency in supernumerary digits to regrowth after amputation, indicate their relation to the digits of the lower vertebrate animals, and lead to the suspicion that their appearance may in some manner be connected with reversion. But I shall have to recur, in the chapter on pangenesis, to the abnormal multiplication of organs, and likewise to their occasional transposition. The occasional development in man of the coccygeal vertebrae into a short and free tail, though it thus becomes in one sense more perfectly developed, may at the same time be considered as an arrest of development, and as a case of reversion. The greater frequency of a monstrous kind of proboscis in the pig than in any other mammal, considering the position of the pig

in the mammalian series, has likewise been attributed, perhaps truly, to reversion.⁶⁵

When flowers which are properly irregular in structure become regular or peloric, the change is generally looked at by botanists as a return to the primitive state. But Dr. Maxwell Masters,⁶⁶ who has ably discussed this subject, remarks that when, for instance, all the sepals of a *Tropeolum* become green and of the same shape, instead of being coloured with one alone prolonged into a spur, or when all the petals of a *Linaria* become simple and regular, such cases may be due merely to an arrest of development; for in these flowers all the organs during their earliest condition are symmetrical, and, if arrested at this stage of growth, they would not become irregular. If, moreover, the arrest were to take place at a still earlier period of development, the result would be a simple tuft of green leaves; and no one probably would call this a case of reversion. Dr. Masters designates the cases first alluded to as regular peloria; and others, in which all the corresponding parts assume a similar form of irregularity, as when all the petals in a *Linaria* become spurred, as irregular peloria. We have no right to attribute these latter cases to reversion, until it can be shown to be probable that the parent-form, for instance, of the genus *Linaria* had had all its petals spurred; for a change of this nature might result from the spreading of an anomalous structure, in accordance with the law, to be discussed in a future chapter, of homologous parts tending to vary in the same manner. But as both forms of peloria frequently occur on the same individual plant of the *Linaria*,⁶⁷ they probably stand in some close relation to each other. On the doctrine that peloria is simply the result of an arrest of development, it is difficult to understand how an organ arrested at a very early period of growth should acquire its full functional perfection;—how a petal, supposed to be thus arrested, should acquire its brilliant colours, and serve as an envelope to the flower, or a stamen produce efficient pollen; yet this occurs with many peloric flowers. That pelorism is not due to mere chance variability, but either to an arrest of development or to reversion, we may infer from an observation made by Ch. Morren,⁶⁸ namely, that families which have irregular flowers often “return by these monstrous growths to their regular form; whilst we never see a regular flower realise the structure of an irregular one.”

Some flowers have almost certainly become more or less completely peloric through reversion. *Corydalis tuberosa* properly has one of its two nectaries colourless, destitute of nectar, only half the size of the other, and

⁶⁵ *Isid. Geoffroy St. Hilaire, 'Des Anomalies,' tom. iii, p. 353. With respect to the mamma in women, see tom. i. p. 710.*

⁶⁶ *'Natural Hist. Review,' April, 1863, p. 258. See also his Lecture, Royal Institution, March 16, 1860. On same subject, see Moquin-Tandon, 'Éléments*

de Tératologie,' 1841, pp. 184, 352.

⁶⁷ *Verlot, 'Des Variétés,' 1865, p. 89; Naudin, 'Nouvelles Archives du Muséum,' tom. i. p. 137.*

⁶⁸ *In his discussion on some curious peloric calcicolarias, quoted in 'Journal of Horticulture,' Feb. 24, 1863, p. 152.*

therefore, to a certain extent, in a rudimentary state; the pistil is curved towards the perfect nectary, and the hood, formed of the inner petals, slips off the pistil and stamens in one direction alone, so that, when a bee sucks the perfect nectary, the stigma and stamens are exposed and rubbed against the insect's body. In several closely allied genera, as in *Dielytra*, &c., there are two perfect nectaries, the pistil is straight, and the hood slips off on either side, according as the bee sucks either nectary. Now, I have examined several flowers of *Corydalis tuberosa*, in which both nectaries were equally developed and contained nectar; in this we see only the redevelopment of a partially aborted organ; but with this redevelopment the pistil becomes straight, and the hood slips off in either direction; so that these flowers have acquired the perfect structure, so well adapted for insect agency, of *Dielytra* and its allies. We cannot attribute these coadapted modifications to chance, or to correlated variability; we must attribute them to reversion to a primordial condition of the species.

The peloric flowers of *Pelargonium* have their five petals in all respects alike, and there is no nectary; so that they resemble the symmetrical flowers of the closely allied *Geranium*-genus; but the alternate stamens are also sometimes destitute of anthers, the shortened filaments being left as rudiments, and in this respect they resemble the symmetrical flowers of the closely allied genus, *Erodium*. Hence we are led to look at the peloric flowers of *Pelargonium* as having probably reverted to the state of some primordial form, the progenitor of the three closely related genera of *Pelargonium*, *Geranium*, and *Erodium*.

In the peloric form of *Antirrhinum majus*, appropriately called the "Wonder," the tubular and elongated flowers differ wonderfully from those of the common snapdragon; the calyx and the mouth of the corolla consist of six equal lobes, and include six equal instead of four unequal stamens. One of the two additional stamens is manifestly formed by the development of a microscopically minute papilla, which may be found at the base of the upper lip of the flower in all common snapdragons, at least in nineteen plants examined by me. That this papilla is a rudiment of a stamen was well shown by its various degrees of development in crossed plants between the common and peloric *Antirrhinum*. Again, a peloric *Galeobdolon luteum*, growing in my garden, had five equal petals, all striped like the ordinary lower lip, and included five equal instead of four unequal stamens; but Mr. R. Keeley, who sent me this plant, informs me that the flowers vary greatly, having from four to six lobes to the corolla, and from three to six stamens.⁶⁹ Now, as the members of the two great families to which the *Antirrhinum* and *Galeobdolon* belong are properly pentamerous, with some of the parts confluent and others suppressed, we ought not to look at the sixth stamen and the sixth lobe to the corolla in either case as due to reversion, any more than the additional petals in double flowers in these same two families. But the case is different with the fifth stamen in the peloric *Antirrhinum*, which

⁶⁹ For other cases of six divisions in peloric flowers of the Labiate and Scrophulariaceae, see Moquin-Tandon, 'Téatologie,' p. 192.

is produced by the redevelopment of a rudiment always present, and which probably reveals to us the state of the flower, as far as the stamens are concerned, at some ancient epoch. It is also difficult to believe that the other four stamens and the petals, after an arrest of development at a very early embryonic age, would have come to full perfection in colour, structure, and function, unless these organs had at some former period normally passed through a similar course of growth. Hence it appears to me probable that the progenitor of the genus *Antirrhinum* must at some remote epoch have included five stamens and borne flowers in some degree resembling those now produced by the peloric form.

Lastly, I may add that many instances have been recorded of flowers, not generally ranked as peloric, in which certain organs, normally few in number, have been abnormally augmented. As such an increase of parts cannot be looked at as an arrest of development, nor as due to the redevelopment of rudiments, for no rudiments are present, and as these additional parts bring the plant into closer relationship with its natural allies, they ought probably to be viewed as reversions to a primordial condition.

These several facts show us in an interesting manner how intimately certain abnormal states are connected together; namely, arrests of development causing parts to become rudimentary or to be wholly suppressed,—the redevelopment of parts at present in a more or less rudimentary condition,—the reappearance of organs of which not a vestige can now be detected,—and to these may be added, in the case of animals, the presence during youth, and subsequent disappearance, of certain characters which occasionally are retained throughout life. Some naturalists look at all such abnormal structures as a return to the ideal state of the group to which the affected being belongs; but it is difficult to conceive what is meant to be conveyed by this expression. Other naturalists maintain, with greater probability and distinctness of view, that the common bond of connection between the several foregoing cases is an actual, though partial, return to the structure of the ancient progenitor of the group. If this view be correct, we must believe that a vast number of characters, capable of evolution, lie hidden in every organic being. But it would be a mistake to suppose that the number is equally great in all beings. We know, for instance, that plants of many orders occasionally become peloric; but many more cases have been observed in the Labiate and Scrophulariaceæ than in any other order; and in one genus of the Scrophulariaceæ, namely *Linaria*, no less

than thirteen species have been described in a peloric condition.⁷⁹ On this view of the nature of peloric flowers, and bearing in mind what has been said with respect to certain monstrosities in the animal kingdom, we must conclude that the progenitors of most plants and animals, though widely different in structure, have left an impression capable of redevelopment on the germs of their descendants.

The fertilised germ of one of the higher animals, subjected as it is to so vast a series of changes from the germinal cell to old age,—incessantly agitated by what Quatrefages well calls the *tourbillon vital*,—is perhaps the most wonderful object in nature. It is probable that hardly a change of any kind affects either parent, without some mark being left on the germ. But on the doctrine of reversion, as given in this chapter, the germ becomes a far more marvellous object, for, besides the visible changes to which it is subjected, we must believe that it is crowded with invisible characters, proper to both sexes, to both the right and left side of the body, and to a long line of male and female ancestors separated by hundreds or even thousands of generations from the present time; and these characters, like those written on paper with invisible ink, all lie ready to be evolved under certain known or unknown conditions.

⁷⁹ Moquin-Tandon, 'Tératologie,' p. 186.

CHAPTER XIV.

INHERITANCE *continued* — FIXEDNESS OF CHARACTER — PREPOTENCY — SEXUAL LIMITATION — CORRESPONDENCE OF AGE.

FIXEDNESS OF CHARACTER APPARENTLY NOT DUE TO ANTIQUITY OF INHERITANCE — PREPOTENCY OF TRANSMISSION IN INDIVIDUALS OF THE SAME FAMILY, IN CROSSED BREEDS AND SPECIES; OFTEN STRONGER IN ONE SEX THAN THE OTHER; SOMETIMES DUE TO THE SAME CHARACTER BEING PRESENT AND VISIBLE IN ONE BREED AND LATENT IN THE OTHER — INHERITANCE AS LIMITED BY SEX — NEWLY-ACQUIRED CHARACTERS IN OUR DOMESTICATED ANIMALS OFTEN TRANSMITTED BY ONE SEX ALONE, SOMETIMES LOST BY ONE SEX ALONE — INHERITANCE AT CORRESPONDING PERIODS OF LIFE — THE IMPORTANCE OF THE PRINCIPLE WITH RESPECT TO EMBRYOLOGY; AS EXHIBITED IN DOMESTICATED ANIMALS; AS EXHIBITED IN THE APPEARANCE AND DISAPPEARANCE OF INHERITED DISEASES; SOMETIMES SUPERVENING EARLIER IN THE CHILD THAN IN THE PARENT — SUMMARY OF THE THREE PRECEDING CHAPTERS.

In the two last chapters the nature and force of Inheritance, the circumstances which interfere with its power, and the tendency to Reversion, with its many remarkable contingencies, were discussed. In the present chapter some other related phenomena will be treated of, as fully as my materials permit.

Fixedness of Character.

It is a general belief amongst breeders that the longer any character has been transmitted by a breed, the more firmly it will continue to be transmitted. I do not wish to dispute the truth of the proposition, that inheritance gains strength simply through long continuance, but I doubt whether it can be proved. In one sense the proposition is little better than a truism; if any character has remained constant during many generations, it will obviously be little likely, the conditions of life remaining the same, to vary during the next generation. So, again, in improving a breed, if care be taken for a length of time to exclude all inferior individuals, the breed will obviously tend to become truer, as it will not have been crossed during many generations by an inferior animal. We have previously seen,

but without being able to assign any cause, that, when a new character appears, it is occasionally from the first well fixed, or fluctuates much, or wholly fails to be transmitted. So it is with the aggregate of slight differences which characterise a new variety, for some propagate their kind from the first much truer than others. Even with plants multiplied by bulbs, layers, &c., which may in one sense be said to form parts of the same individual, it is well known that certain varieties retain and transmit through successive bud-generations their newly-acquired characters more truly than others. In none of these, nor in the following cases, does there appear to be any relation between the force with which a character is transmissible and the length of time during which it has already been transmitted. Some varieties, such as white and yellow hyacinths and white sweet-peas, transmit their colours more faithfully than do the varieties which have retained their natural colour. In the Irish family, mentioned in the twelfth chapter, the peculiar tortoiseshell-like colouring of the eyes was transmitted far more faithfully than any ordinary colour. Ancon and Mauchamp sheep and niata cattle, which are all comparatively modern breeds, exhibit remarkably strong powers of inheritance. Many similar cases could be adduced.

As all domesticated animals and cultivated plants have varied, and yet are descended from aboriginally wild forms, which no doubt had retained the same character from an immensely remote epoch, we see that scarcely any degree of antiquity ensures a character being transmitted perfectly true. In this case, however, it may be said that changed conditions of life induce certain modifications, and not that the power of inheritance fails; but in every case of failure, some cause, either internal or external, must interfere. It will generally be found that the parts in our domesticated productions which have varied, or which still continue to vary,—that is, which fail to retain their primordial state,—are the same with the parts which differ in the natural species of the same genus. As, on the theory of descent with modification, the species of the same genus have been modified since they branched off from a common progenitor, it follows that the characters by which they differ from each other have varied whilst other parts of the organisation have remained unchanged; and it might be argued that

these same characters now vary under domestication, or fail to be inherited, owing to their lesser antiquity. But we must believe structures, which have already varied, would be more liable to go on varying, rather than structures which during an immense lapse of time have remained unaltered; and this variation is probably the result of certain relations between the conditions of life and the organisation, quite independently of the greater or less antiquity of each particular character.

Fixedness of character, or the strength of inheritance, has often been judged of by the preponderance of certain characters in the crossed offspring between distinct races; but prepotency of transmission here comes into play, and this, as we shall immediately see, is a very different consideration from the strength or weakness of inheritance. It has often been observed¹ that breeds of animals inhabiting wild and mountainous countries cannot be permanently modified by our improved breeds; and as these latter are of modern origin, it has been thought that the greater antiquity of the wilder breeds has been the cause of their resistance to improvement by crossing; but it is more probably due to their structure and constitution being better adapted to the surrounding conditions. When plants are first subjected to culture, it has been found that, during several generations, they transmit their characters truly, that is, do not vary, and this has been attributed to ancient characters being strongly inherited; but it may with equal or greater probability be consequent on changed conditions of life requiring a long time for their accumulative action. Notwithstanding these considerations, it would perhaps be rash to deny that characters become more strongly fixed the longer they are transmitted; but I believe that the proposition resolves itself into this,—that all characters of all kinds, whether new or old, tend to be inherited, and that those which have already withstood all counteracting influences and been truly transmitted, will, as a general rule, continue to withstand them, and consequently be faithfully inherited.

¹ See Youatt on Cattle, pp. 92, 69, 78, 88, 163: also Youatt on Sheep, p. 325. Also Dr. Lucas, 'L'Héréd. Nat.', tom. ii. p. 310.

Prepotency in the Transmission of Character.

When individuals distinct enough to be recognised, but of the same family, or when two well-marked races, or two species, are crossed, the usual result, as stated in the previous chapter, is, that the offspring in the first generation are intermediate between their parents, or resemble one parent in one part and the other parent in another part. But this is by no means the invariable rule; for in many cases it is found that certain individuals, races, and species are prepotent in transmitting their likeness. This subject has been ably discussed by Prosper Lucas,² but is rendered extremely complicated by the prepotency sometimes running equally in both sexes, and sometimes more strongly in one sex than in the other; it is likewise complicated by the presence of secondary sexual characters, which render the comparison of mongrels with their parent-breeds difficult.

It would appear that in certain families some one ancestor, and after him others in the same family, must have had great power in transmitting their likeness through the male line; for we cannot otherwise understand how the same features should so often be transmitted after marriages with various females, as has been the case with the Austrian Emperors, and as, according to Niebuhr, formerly occurred in certain Roman families with their mental qualities.³ The famous bull Favourite is believed⁴ to have had a prepotent influence on the short-horn race. It has also been observed⁵ with English race-horses that certain mares have generally transmitted their own character, whilst other mares of equally pure blood have allowed the character of the sire to prevail.

The truth of the principle of prepotency comes out more clearly when certain races are crossed. The improved Shorthorns, notwithstanding that the breed is comparatively modern, are generally acknowledged to possess great power in impressing their likeness on all other breeds; and it is chiefly in consequence of this power that they are so highly valued

² 'Héréd. Nat,' tom. ii. pp. 112-120.

³ Sir H. Holland, 'Chapters on Mental Physiology,' 1852, p. 234.

⁴ 'Gardener's Chronicle,' 1860, p. 270.

⁵ Mr. N. H. Smith, 'Observations on Breeding,' quoted in 'Encyclop. of Rural Sports,' p. 278.

for exportation.⁶ Godine has given a curious case of a ram of a goat-like breed of sheep from the Cape of Good Hope, which produced offspring hardly to be distinguished from himself, when crossed with ewes of twelve other breeds. But two of these half-bred ewes, when put to a merino ram, produced lambs closely resembling the merino breed. Girou de Buzareingues⁷ found that of two races of French sheep the ewes of one, when crossed during successive generations with merino rams, yielded up their character far sooner than the ewes of the other race. Sturm and Girou have given analogous cases with other breeds of sheep and with cattle, the prepotency running in these cases through the male side; but I was assured on good authority in South America, that when niata cattle are crossed with common cattle, though the niata breed is prepotent whether males or females are used, yet that the prepotency is strongest through the female line. The Manx cat is tailless and has long hind legs; Dr. Wilson crossed a male Manx with common cats, and, out of twenty-three kittens, seventeen were destitute of tails; but when the female Manx was crossed by common male cats all the kittens had tails, though they were generally short and imperfect.⁸

In making reciprocal crosses between pouter and fantail pigeons, the pouter-race seemed to be prepotent through both sexes over the fantail. But this is probably due to weak power in the fantail rather than to any unusually strong power in the pouter, for I have observed that barbs also preponderated over fantails. This weakness of transmission in the fantail, though the breed is an ancient one, is said⁹ to be general; but I have observed one exception to the rule, namely, in a cross between a fantail and laughter. The most curious instance known to me of weak power in both sexes is in the trumpeter pigeon. This breed has been well known for at least 130 years: it breeds perfectly true, as I have been assured by those who have long kept many birds: it is characterised by a peculiar tuft of feathers over the beak, by a crest on the head, by a most peculiar coo quite unlike that of any other breed, and by much-feathered feet. I have crossed both sexes with turbits of two sub-breeds, with almond tumblers, spots, and runts, and reared many mongrels and recrossed them; and though the crest on the head and feathered feet were inherited (as is generally the case with most breeds), I have never seen a vestige of the tuft over the beak or heard the peculiar coo. Boitard and Corbié¹⁰ assert that this is the invariable result of crossing trumpeters with any other breed: Neumeister,¹¹ however, states that in Germany mongrels have been obtained, though very rarely, which were furnished with the tuft and would trumpet: but a pair of these mongrels with a tuft, which I imported, never trumpeted. Mr. Brent states¹² that the crossed offspring of a trumpeter were crossed

⁶ Quoted by Bronn, 'Geschichte der Natur,' b. ii, s. 170. See Sturm, 'Ueber Racon,' 1823, s. 104-107. For the niata cattle, see my 'Journal of Researches,' 1845, p. 146.

⁷ Lucas, 'l'Hérédité Nat.,' tom. ii. p. 112.

⁸ Mr. Orton, 'Physiology of Breeding,' 1855, p. 9.

⁹ Boitard and Corbié, 'Les Pigeons,' 1824, p. 224.

¹⁰ 'Les Pigeons,' pp. 168, 198.

¹¹ 'Das Ganze,' &c., 1837, s. 39.

¹² 'The Pigeon Book,' p. 46.

with trumpeters for three generations, by which time the mongrels had 7-8ths of this blood in their veins, yet the tuft over the beak did not appear. At the fourth generation the tuft appeared, but the birds, though now having 15-16ths trumpeter's blood, still did not trumpet. This case well shows the wide difference between inheritance and prepotency; for here we have a well-established old race which transmits its characters faithfully, but which, when crossed with any other race, has the feeblest power of transmitting its two chief characteristic qualities.

I will give one other instance with fowls and pigeons of weakness and strength in the transmission of the same character to their crossed offspring. The Silk-fowl breeds true, and there is reason to believe is a very ancient race; but when I reared a large number of mongrels from a Silk-hen by a Spanish cock, not one exhibited even a trace of the so-called silkiness. Mr. Hewitt also asserts that in no instance are the silky feathers transmitted by this breed when crossed with any other variety. But three birds out of many raised by Mr. Orton from a cross between a silk-cock and a bantam-hen, had silky feathers.¹³ So that it is certain that this breed very seldom has the power of transmitting its peculiar plumage to its crossed progeny. On the other hand, there is a silk sub-variety of the fantail pigeon, which has its feathers in nearly the same state as in the Silk-fowl; now we have already seen that fantails, when crossed, possess singularly weak power in transmitting their general qualities; but the silk sub-variety when crossed with any other small-sized race invariably transmits its silky feathers!¹⁴

The law of prepotency comes into action when species are crossed, as with races and individuals. Gärtner has unequivocally shown¹⁵ that this is the case with plants. To give one instance: when *Nicotiana paniculata* and *vincoflora* are crossed, the character of *N. paniculata* is almost completely lost in the hybrid; but if *N. quadrivalvis* be crossed with *N. vincoflora*, this latter species, which was before so prepotent, now in its turn almost disappears under the power of *N. quadrivalvis*. It is remarkable that the prepotency of one species over another in transmission is quite independent, as shown by Gärtner, of the greater or less facility with which the one fertilises the other.

With animals, the jackal is prepotent over the dog, as is stated by Flourens who made many crosses between these animals; and this was likewise the case with a hybrid which I once saw between a jackal and terrier. I cannot doubt, from the observations of Colin and others, that the ass is prepotent over the horse; the prepotency in this instance running more strongly through the male than through the female ass; so that the mule resembles the ass more closely than does the hinny.¹⁶ The

¹³ 'Physiology of Breeding,' p. 22; Mr. Hewitt, in 'The Poultry Book,' by Tegetmeier, 1866, p. 224.

¹⁴ Boitard and Corbié, 'Les Pigeons,' 1824, p. 226.

¹⁵ 'Bastarderzeugung,' s. 256, 290, &c. Naudin ('Nouvelles Archives du

Muséum,' tom. i. p. 149) gives a striking instance of prepotency in *Datura stramonium* when crossed with two other species.

¹⁶ Flourens, 'Longévité Humaine,' p. 144, on crossed jackals. With respect to the difference between the

male pheasant, judging from Mr. Hewitt's descriptions,¹⁷ and from the hybrids which I have seen, preponderates over the domestic fowl; but the latter, as far as colour is concerned, has considerable power of transmission, for hybrids raised from five differently coloured hens differed greatly in plumage. I formerly examined some curious hybrids in the Zoological Gardens, between the Penguin variety of the common duck and the Egyptian goose (*Tadorna Egyptiaca*); and although I will not assert that the domesticated variety preponderated over the natural species, yet it had strongly impressed its unnatural upright figure on these hybrids.

I am aware that such cases as the foregoing have been ascribed by various authors, not to one species, race, or individual being prepotent over the other in impressing its character on its crossed offspring, but to such rules as that the father influences the external characters and the mother the internal or vital organs. But the great diversity of the rules given by various authors almost proves their falseness. Dr. Prosper Lucas has fully discussed this point, and has shown¹⁸ that none of the rules (and I could add others to those quoted by him) apply to all animals. Similar rules have been enounced for plants, and have been proved by Gärtner¹⁹ to be all erroneous. If we confine our view to the domesticated races of a single species, or perhaps even to the species of the same genus, some such rules may hold good; for instance, it seems that in reciprocally crossing various breeds of fowls the male generally gives colour;²⁰ but conspicuous exceptions have passed under my own eyes. In sheep it seems that the ram usually gives its peculiar horns and fleece to its crossed offspring, and the bull the presence or absence of horns.

In the following chapter on Crossing I shall have occasion to show that certain characters are rarely or never blended by crossing, but are trans-

mule and the hinny, I am aware that this has generally been attributed to the sire and dam transmitting their characters differently; but Colla, who has given in his 'Traité Phys. Comp.' tom. ii. pp. 337-339, the fullest description which I have met with of these reciprocal hybrids, is strongly of opinion that the ass preponderates in both crosses, but in an unequal degree. This is likewise the conclusion of Flourens, and of Bechstein in his 'Naturgeschichte Deutschlands,' b. i. s. 294. The tail of the hinny is much more like that of the horse than is the tail of the mule, and this is generally accounted for by the mules of both species transmitting with greater power this part of their structure; but a compound hybrid which I saw in the Zoological Gardens, from a mare by a hybrid ass-zebra, closely resembled its mother in its tail.

¹⁷ Mr. Hewitt, who has had such great experience in raising these hybrids, says ('Poultry Book,' by Mr. Tegetmeier, 1866, pp. 165-167) that in all, the head was destitute of wattles, comb, and ear-lappets; and all closely resembled the pheasant in the shape of the tail and general contour of the body. These hybrids were raised from hens of several breeds by a cock-pheasant; but another hybrid, described by Mr. Hewitt, was raised from a hen-pheasant by a silver-laced Bantam cock, and this possessed a rudimental comb and wattles.

¹⁸ 'L'Héréd. Nat.' tom. ii. book ii. ch. i.

¹⁹ 'Bastardzeugung,' s. 264-266. Naudin ('Nouvelles Archives du Muséum,' tom. i. p. 148) has arrived at a similar conclusion.

²⁰ 'Cottage Gardener,' 1856, pp. 101, 137.

mitted in an unmodified state from either parent-form; I refer to this fact here because it is sometimes accompanied on the one side by prepotency, which thus acquires the false appearance of unusual strength. In the same chapter I shall show that the rate at which a species or breed absorbs and obliterates another by repeated crosses, depends in chief part on prepotency in transmission.

In conclusion, some of the cases above given,—for instance, that of the trumpeter pigeon,—prove that there is a wide difference between mere inheritance and prepotency. This latter power seems to us, in our ignorance, to act in most cases quite capriciously. The very same character, even though it be an abnormal or monstrous one, such as silky feathers, may be transmitted by different species, when crossed, either with prepotent force or singular feebleness. It is obvious, that a purely-bred form of either sex, in all cases in which prepotency does not run more strongly in one sex than the other, will transmit its character with prepotent force over a mongrelized and already variable form.²¹ From several of the above-given cases we may conclude that mere antiquity of character does not by any means necessarily make it prepotent. In some cases prepotency apparently depends on the same character being present and visible in one of the two breeds which are crossed, and latent or invisible in the other breed; and in this case it is natural that the character which is potentially present in both should be prepotent. Thus, we have reason to believe that there is a latent tendency in all horses to be dun-coloured and striped; and when a horse of this kind is crossed with one of any other colour, it is said that the offspring are almost sure to be striped. Sheep have a similar latent tendency to become dark-coloured, and we have seen with what prepotent force a ram with a few black spots, when crossed with white sheep of various breeds, coloured its offspring. All pigeons have a latent tendency to become slaty-blue, with certain characteristic marks, and it is known that, when a bird thus coloured is crossed with one of any other colour, it is most difficult afterwards to eradicate the blue tint. A nearly parallel case is offered by those black bantams which, as they grow

²¹ See some remarks on this head with respect to sheep by Mr. Wilson, in 'Gardener's Chronicle,' 1863, p. 15.

old, develop a latent tendency to acquire red feathers. But there are exceptions to the rule: hornless breeds of cattle possess a latent capacity to reproduce horns, yet when crossed with horned breeds they do not invariably produce offspring bearing horns.

We meet with analogous cases with plants. Striped flowers, though they can be propagated truly by seed, have a latent tendency to become uniformly coloured, but when once crossed by a uniformly coloured variety, they ever afterwards fail to produce striped seedlings.²² Another case is in some respects more curious: plants bearing peloric or regular flowers have so strong a latent tendency to reproduce their normally irregular flowers, that this often occurs by buds when a plant is transplanted into poorer or richer soil.²³ Now I crossed the peloric snapdragon (*Antirrhinum majus*), described in the last chapter, with pollen of the common form; and the latter, reciprocally, with peloric pollen. I thus raised two great beds of seedlings, and not one was peloric. Naudin²⁴ obtained the same result from crossing a peloric *Linaria* with the common form. I carefully examined the flowers of ninety plants of the crossed *Antirrhinum* in the two beds, and their structure had not been in the least affected by the cross, except that in a few instances the minute rudiment of the fifth stamen, which is always present, was more fully or even completely developed. It must not be supposed that this entire obliteration of the peloric structure in the crossed plants can be accounted for by any incapacity of transmission; for I raised a large bed of plants from the peloric *Antirrhinum*, artificially fertilised by its own pollen, and sixteen plants, which alone survived the winter, were all as perfectly peloric as the parent-plant. Here we have a good instance of the wide difference between the inheritance of a character and the power of transmitting it to crossed offspring. The crossed plants, which perfectly resembled the common snapdragon, were allowed to sow themselves, and, out of a hundred and twenty-seven seedlings, eighty-eight proved to be common snapdragons, two were in an intermediate condition between the peloric and normal state,

²² Verlot, 'Des Variétés,' 1865, p. 66.

²³ Moquin-Tandon, 'Téatologie,' p. 191.

²⁴ 'Nouvelles Archives du Muséum,' tom. i. p. 137.

and thirty-seven were perfectly peloric, having reverted to the structure of their one grandparent. This case seems at first sight to offer an exception to the rule formerly given, namely, that a character which is present in one form and latent in the other is generally transmitted with prepotent force when the two forms are crossed. For in all the Scrophulariaceæ, and especially in the genera *Antirrhinum* and *Linaria*, there is, as was shown in the last chapter, a strong latent tendency to become peloric; and there is also, as we have just seen, a still stronger tendency in all peloric plants to reacquire their normal irregular structure. So that we have two opposed latent tendencies in the same plants. Now, with the crossed *Antirrhinums* the tendency to produce normal or irregular flowers, like those of the common Snapdragon, prevailed in the first generation; whilst the tendency to pelorism, appearing to gain strength by the intermission of a generation, prevailed to a large extent in the second set of seedlings. How it is possible for a character to gain strength by the intermission of a generation, will be considered in the chapter on pangeneses.

On the whole, the subject of prepotency is extremely intricate,—from its varying so much in strength, even in regard to the same character, in different animals,—from its running either equally in both sexes, or, as frequently is the case with animals, but not with plants, much stronger in the one sex than the other,—from the existence of secondary sexual characters,—from the transmission of certain characters being limited, as we shall immediately see, by sex,—from certain characters not blending together,—and, perhaps, occasionally from the effects of a previous fertilisation on the mother. It is therefore not surprising that every one hitherto has been baffled in drawing up general rules on the subject of prepotency.

Inheritance as limited by Sex.

New characters often appear in one sex, and are afterwards transmitted to the same sex, either exclusively or in a much greater degree than to the other. This subject is important, because with animals of many kinds in a state of nature, both high and low in the scale, secondary sexual characters, not in

any way directly connected with the organs of reproduction, are often conspicuously present. With our domesticated animals, also, these same secondary characters are often found to differ greatly from the state in which they exist in the parent-species. And the principle of inheritance as limited by sex shows how such characters might have been first acquired and subsequently modified.

Dr. P. Lucas, who has collected many facts on this subject, shows²⁵ that when a peculiarity, in no manner connected with the reproductive organs, appears in either parent, it is often transmitted exclusively to the offspring of the same sex, or to a much greater number of them than of the opposite sex. Thus, in the family of Lambert, the horn-like projections on the skin were transmitted from the father to his sons and grandsons alone; so it has been with other cases of ichthyosis, with supernumerary digits, with a deficiency of digits and phalanges, and in a lesser degree with various diseases, especially with colour-blindness, and a hæmorrhagic diathesis, that is, an extreme liability to profuse and uncontrollable bleeding from trifling wounds. On the other hand, mothers have transmitted, during several generations, to their daughters alone, supernumerary and deficient digits, colour-blindness, and other peculiarities. So that we see that the very same peculiarity may become attached to either sex, and be long inherited by that sex alone; but the attachment in certain cases is much more frequent to one than the other sex. The same peculiarities also may be promiscuously transmitted to either sex. Dr. Lucas gives other cases, showing that the male occasionally transmits his peculiarities to his daughters alone, and the mother to her sons alone; but even in this case we see that inheritance is to a certain extent, though inversely, regulated by sex. Dr. Lucas, after weighing the whole evidence, comes to the conclusion that every peculiarity, according to the sex in which it first appears, tends to be transmitted in a greater or lesser degree to that sex.

A few details from the many cases collected by Mr. Sedgwick,²⁶ may be here given. Colour-blindness, from some unknown cause, shows itself much oftener in males than in females; in upwards of two hundred cases collected by Mr. Sedgwick, nine-tenths related to men; but it is eminently liable to be transmitted through women. In the case given by Dr. Earle, members of eight related families were affected during five generations: these families consisted of sixty-one individuals, namely, of thirty-two males, of whom nine-sixteenths were incapable of distinguishing colour, and of twenty-nine females, of whom only one-fifteenth were thus affected. Al-

²⁵ 'L'Héréd. Nat.' tom. ii. pp. 137-165. See, also, Mr. Sedgwick's four memoirs, immediately to be referred to.

²⁶ On Sexual Limitation in Heredi-

tary Diseases, 'Brit. and For. Med.-Chirurg. Review,' April, 1861, p. 477; July, p. 198; April, 1863, p. 445; and July, p. 159.

though colour-blindness thus generally clings to the male sex, nevertheless, in one instance in which it first appeared in a female, it was transmitted during five generations to thirteen individuals, all of whom were females. A hæmorrhagic diathesis, often accompanied by rheumatism, has been known to affect the males alone during five generations, being transmitted, however, through the females. It is said that deficient phalanges in the fingers have been inherited by the females alone during ten generations. In another case, a man thus deficient in both hands and feet, transmitted the peculiarity to his two sons and one daughter; but in the third generation, out of nineteen grandchildren, twelve sons had the family defect, whilst the seven daughters were free. In ordinary cases of sexual limitation, the sons or daughters inherit the peculiarity, whatever it may be, from their father or mother, and transmit it to their children of the same sex; but generally with the hæmorrhagic diathesis, and often with colour-blindness, and in some other cases, the sons never inherit the peculiarity directly from their fathers, but the daughters, and the daughters alone, transmit the latent tendency, so that the sons of the daughters alone exhibit it. Thus, the father, grandson, and great-great-grandson will exhibit a peculiarity,—the grandmother, daughter, and great-granddaughter having transmitted it in a latent state. Hence we have, as Mr. Sedgwick remarks, a double kind of atavism or reversion; each grandson apparently receiving and developing the peculiarity from his grandfather, and each daughter apparently receiving the latent tendency from her grandmother.

From the various facts recorded by Dr. Prosper Lucas, Mr. Sedgwick, and others, there can be no doubt that peculiarities first appearing in either sex, though not in any way necessarily or invariably connected with that sex, strongly tend to be inherited by the offspring of the same sex, but are often transmitted in a latent state through the opposite sex.

Turning now to domesticated animals, we find that certain characters not proper to the parent-species are often confined to, and inherited by, one sex alone; but we do not know the history of the first appearance of such characters. In the chapter on Sheep, we have seen that the males of certain races differ greatly from the females in the shape of their horns, these being absent in the ewes of some breeds, in the development of fat in the tail in certain fat-tailed breeds, and in the outline of the forehead. These differences, judging from the character of the allied wild species, cannot be accounted for by supposing that they have been derived from distinct parent-forms. There is, also, a great difference between the horns of the two sexes in one Indian breed of goats. The bull zebu is said to have a larger hump than the cow. In the Scotch deer-hound the two sexes differ in size more than in any other variety of the dog,²⁷ and, judging from analogy, more than in the aboriginal parent-species. The peculiar colour called tortoise-shell is very rarely seen in a male cat; the males of this variety being of a rusty tint. A tendency to baldness in man before the advent of old age is certainly inherited; and in the European, or at least in the

²⁷ W. Scrope, 'Art of Deer Stalking,' p. 354.

Englishman, is an attribute of the male sex, and may almost be ranked as an incipient secondary sexual character.

In various breeds of the fowl the males and females often differ greatly; and these differences are far from being the same with those which distinguish the two sexes in the parent-species, the *Gallus bankiva*; and consequently have originated under domestication. In certain sub-varieties of the Game race we have the unusual case of the hens differing from each other more than the cocks. In an Indian breed of a white colour stained with soot, the hens invariably have black skins, and their bones are covered by a black periosteum, whilst the cocks are never or most rarely thus characterised. Pigeons offer a more interesting case; for the two sexes rarely differ throughout the whole great family, and the males and females of the parent-form, the *C. livia*, are undistinguishable; yet we have seen that with Pouters the male has the characteristic quality of pouting more strongly developed than the female; and in certain sub-varieties²⁸ the males alone are spotted or striated with black. When male and female English carrier-pigeons are exhibited in separate pens, the difference in the development of the wattle over the beak and round the eyes is conspicuous. So that here we have instances of the appearance of secondary sexual characters in the domesticated races of a species in which such differences are naturally quite absent.

On the other hand, secondary sexual characters which properly belong to the species are sometimes quite lost, or greatly diminished, under domestication. We see this in the small size of the tusks in our improved breeds of the pig, in comparison with those of the wild boar. There are sub-breeds of fowls in which the males have lost the fine flowing tail-feathers and hackles; and others in which there is no difference in colour between the two sexes. In some cases the barred plumage, which in gallinaceous birds is commonly the attribute of the hen, has been transferred to the cock, as in the cuckoo sub-breeds. In other cases masculine characters have been partly transferred to the female, as with the splendid plumage of the golden-spangled Hamburgh hen, the enlarged comb of the Spanish hen, the pugnacious disposition of the Game hen, and as in the well-developed spurs which occasionally appear in the hens of various breeds. In Polish fowls both sexes are ornamented with a topknot, that of the male being formed of hackle-like feathers, and this is a new male character in the genus *Gallus*. On the whole, as far as I can judge, new characters are more apt

²⁸ Boitard and Corbié, 'Les Pigeons,' p. 173; Dr. F. Chapuis, 'Le Pigeon Voyageur Belge,' 1865, p. 87.

to appear in the males of our domesticated animals than in the females, and afterwards to be either exclusively or more strongly inherited by the males. Finally, in accordance with the principle of inheritance as limited by sex, the appearance of secondary sexual characters in natural species offers no especial difficulty, and their subsequent increase and modification, if of any service to the species, would follow through that form of selection which in my 'Origin of Species' I have called sexual selection.

Inheritance at corresponding periods of Life.

This is an important subject. Since the publication of my 'Origin of Species,' I have seen no reason to doubt the truth of the explanation there given of perhaps the most remarkable of all the facts in biology, namely, the difference between the embryo and the adult animal. The explanation is, that variations do not necessarily or generally occur at a very early period of embryonic growth, and that such variations are inherited at a corresponding age. As a consequence of this the embryo, even when the parent-form undergoes a great amount of modification, is left only slightly modified; and the embryos of widely-different animals which are descended from a common progenitor remain in many important respects like each other and their common progenitor. We can thus understand why embryology should throw a flood of light on the natural system of classification, for this ought to be as far as possible genealogical. When the embryo leads an independent life, that is, becomes a larva, it has to be adapted to the surrounding conditions in its structure and instincts, independently of those of its parents; and the principle of inheritance at corresponding periods of life renders this possible.

This principle is, indeed, in one way so obvious that it escapes attention. We possess a number of races of animals and plants, which, when compared with each other and with their parent-forms, present conspicuous differences, both in the immature and mature states. Look at the seeds of the several kinds of peas, beans, maize, which can be propagated truly, and see how they differ in size, colour, and shape, whilst the full-

grown plants differ but little. Cabbages on the other hand differ greatly in foliage and manner of growth, but hardly at all in their seeds; and generally it will be found that the differences between cultivated plants at different periods of growth are not necessarily closely connected together, for plants may differ much in their seeds and little when full-grown, and conversely may yield seeds hardly distinguishable, yet differ much when full-grown. In the several breeds of poultry, descended from a single species, differences in the eggs and chickens, in the plumage at the first and subsequent moults, in the comb and wattles during maturity, are all inherited. With man peculiarities in the milk and second teeth, of which I have received the details, are inheritable, and with man longevity is often transmitted. So again with our improved breeds of cattle and sheep, early maturity, including the early development of the teeth, and with certain breeds of fowl the early appearance of secondary sexual characters, all come under the same head of inheritance at corresponding periods.

Numerous analogous facts could be given. The silk-moth, perhaps, offers the best instance; for in the breeds which transmit their characters truly, the eggs differ in size, colour, and shape;—the caterpillars differ, in moulting three or four times, in colour, even in having a dark-coloured mark like an eyebrow, and in the loss of certain instincts;—the cocoons differ in size, shape, and in the colour and quality of the silk; these several differences being followed by slight or barely distinguishable differences in the mature moth.

But it may be said that, if in the above cases a new peculiarity is inherited, it must be at the corresponding stage of development; for an egg or seed can resemble only an egg or seed, and the horn in a full-grown ox can resemble only a horn. The following cases show inheritance at corresponding periods more plainly, because they refer to peculiarities which might have supervened, as far as we can see, earlier or later in life, yet are inherited at the same period at which they first appeared.

In the Lambert family the porcupine-like excrescences appeared in the father and sons at the same age, namely, about nine weeks after

birth.²⁹ In the extraordinary hairy family described by Mr. Crawford,³⁰ children were produced during three generations with hairy ears; in the father the hair began to grow over his body at six years old; in his daughter somewhat earlier, namely, at one year; and in both generations the milk teeth appeared late in life, the permanent teeth being afterwards singularly deficient. Greyness of hair at an unusually early age has been transmitted in some families. These cases border on diseases inherited at corresponding periods of life, to which I shall immediately refer.

It is a well-known peculiarity with almond-tumbler pigeons, that the full beauty and peculiar character of the plumage does not appear until the bird has moulted two or three times. Neumeister describes and figures a breed of pigeons in which the whole body is white except the breast, neck, and head; but before the first moult all the white feathers acquire coloured edges. Another breed is more remarkable: its first plumage is black, with rusty-red wing-bars and a crescent-shaped mark on the breast; these marks then become white, and remain so during three or four moults; but after this period the white spreads over the body, and the bird loses its beauty.³¹ Prize canary-birds have their wings and tail black: "this colour, however, is only retained until the first moult, so that they must be exhibited ere the change takes place. Once moulted, the peculiarity has ceased. Of course all the birds emanating from this stock have black wings and tails the first year."³² A curious and somewhat analogous account has been given³³ of a family of wild pied rooks which were first observed in 1798, near Chalfont, and which every year from that date up to the period of the published notice, viz. 1837, "have several of their brood particoloured, black and white. This variegation of the plumage, however, disappears with the first moult; but among the next young families there are always a few pied ones." These changes of plumage, which appear and are inherited at various corresponding periods of life in the pigeon, canary-bird, and rook, are remarkable, because the parent-species undergo no such change.

Inherited diseases afford evidence in some respects of less value than the foregoing cases, because diseases are not necessarily connected with any change in structure; but in other respects of more value, because the periods have been more carefully observed. Certain diseases are communicated to the child apparently by a process like inoculation, and the child is from the first affected; such cases may be here passed over. Large classes of diseases usually appear at certain ages, such as St. Vitus's dance in youth, consumption in early mid-life, gout later, and apoplexy still later; and these are naturally inherited at the same period. But even in diseases of this class, instances have been recorded, as with St. Vitus's

²⁹ Prichard, 'Phys. Hist. of Mankind,' 1851, vol. i. p. 349.

³⁰ 'Embassy to the Court of Ava,' vol. i. p. 320. The third generation is described by Capt. Yule in his 'Narrative of the Mission to the Court of Ava,' 1855, p. 94.

³¹ 'Das Ganze der Taubenzucht,' 1837, s. 21, tab. i., fig. 4; s. 24, tab. iv., fig. 2.

³² Kidd's 'Treatise on the Canary,' p. 18.

³³ Charlesworth, 'Mag. of Nat. Hist.,' vol. i., 1837, p. 167.

dance, showing that an unusually early or late tendency to the disease is inheritable.²⁴ In most cases the appearance of any inherited disease is largely determined by certain critical periods in each person's life, as well as by unfavourable conditions. There are many other diseases, which are not attached to any particular period, but which certainly tend to appear in the child at about the same age at which the parent was first attacked. An array of high authorities, ancient and modern, could be given in support of this proposition. The illustrious Hunter believed in it; and Piorry²⁵ cautions the physician to look closely to the child at the period when any grave inheritable disease attacked the parent. Dr. Prosper Lucas,²⁶ after collecting facts from every source, asserts that affections of all kinds, though not related to any particular period of life, tend to reappear in the offspring at whatever period of life they first appeared in the progenitor.

As the subject is important, it may be well to give a few instances, simply as illustrations, not as proof; for proof, recourse must be had to the authorities above quoted. Some of the following cases have been selected for the sake of showing that, when a slight departure from the rule occurs, the child is affected somewhat earlier in life than the parent. In the family of Le Compte blindness was inherited during three generations, and no less than thirty-seven children and grandchildren were all affected at about the same age, namely seventeen or eighteen.²⁷ In another case a father and his four children all became blind at twenty-one years old; in another, a grandmother grew blind at thirty-five, her daughter at nineteen, and three grandchildren at the ages of thirteen and eleven.²⁸ So with deafness, two brothers, their father and paternal grandfather, all became deaf at the age of forty.²⁹

Esquiroil gives several striking instances of insanity coming on at the same age, as that of a grandfather, father, and son, who all committed suicide near their fiftieth year. Many other cases could be given, as of a whole family who became insane at the age of forty.³⁰ Other cerebral affections sometimes follow the same rule,—for instance, epilepsy and apoplexy. A woman died of the latter disease when sixty-three years old; one of her daughters at forty-three, and the other at sixty-seven: the latter had twelve children, who all died from tubercular meningitis.⁴¹ I mention this latter case because it illustrates a frequent occurrence, namely, a change in the precise nature of an inherited disease, though still affecting the same organ.

²⁴ Dr. Prosper Lucas, 'Héréd. Nat.,' tom. ii. p. 713.

²⁵ 'L'Héréd. dans les Maladies,' 1840, p. 135. For Hunter, see Harlan's 'Med. Researches,' p. 530.

²⁶ 'L'Héréd. Nat.,' tom. ii. p. 850.

²⁷ Sedgwick, 'Brit. and For. Med.-Chirurg. Review,' April, 1861, p. 485.

I have seen three accounts, all taken from the same original authority (which

I have not been able to consult), and all differ in the details! but as they agree in the main facts, I have ventured to quote this case.

²⁸ Prosper Lucas, 'Héréd. Nat.,' tom. i. p. 400.

²⁹ Sedgwick, *idem*, July, 1861, p. 202.

³⁰ Piorry, p. 109; Prosper Lucas, tom. ii. p. 759.

⁴¹ Prosper Lucas, tom. ii. p. 748

Asthma has attacked several members of the same family when forty years old, and other families during infancy. The most different diseases, as angina pectoris, stone in the bladder, and various affections of the skin, have appeared in successive generations at nearly the same age. The little finger of a man began from some unknown cause to grow inwards, and the same finger in his two sons began at the same age to bend inwards in a similar manner. Strange and inexplicable neuralgic affections have caused parents and children to suffer agonies at about the same period of life.⁴²

I will give only two other cases, which are interesting as illustrating the disappearance as well as the appearance of disease at the same age. Two brothers, their father, their paternal uncles, seven cousins, and their paternal grandfather, were all similarly affected by a skin-disease, called pityriasis versicolor; "the disease, strictly limited to the males of the family (though transmitted through the females), usually appeared at puberty, and disappeared at about the age of forty or forty-five years." The second case is that of four brothers, who when about twelve years old suffered almost every week from severe headaches, which were relieved only by a recumbent position in a dark room. Their father, paternal uncles, paternal grandfather, and paternal granduncles all suffered in the same way from headaches, which ceased at the age of fifty-four or fifty-five in all those who lived so long. None of the females of the family were affected.⁴³

It is impossible to read the foregoing accounts, and the many others which have been recorded, of diseases coming on during three or even more generations, at the same age in several members of the same family, especially in the case of rare affections in which the coincidence cannot be attributed to chance, and doubt that there is a strong tendency to inheritance in disease at corresponding periods of life. When the rule fails, the disease is apt to come on earlier in the child than in the parent; the exceptions in the other direction being very much rarer. Dr. Lucas⁴⁴ alludes to several cases of inherited diseases coming on at an earlier period. I have already given one striking instance with blindness during three generations; and Mr. Bowman remarks that this frequently occurs with cataract. With cancer there seems to be a peculiar liability to earlier inheritance: Mr. Paget, who has particularly

⁴² Prosper Lucas, tom. ii. pp. 678, 700, 702; Sedgwick, idem, April, 1863, p. 449, and July, 1863, p. 162; Dr. J. Steiman, 'Essay on Hereditary Disease,' 1843, pp. 27, 34.

⁴³ These cases are given by Mr. Sedgwick, on the authority of Dr. H. Stewart, in 'Med.-Chirurg. Review,' April, 1863, pp. 449, 477.

⁴⁴ 'Héréd. Nat.,' tom. ii. p. 852.

attended to this subject, and tabulated a large number of cases, informs me that he believes that in nine cases out of ten the later generation suffers from the disease at an earlier period than the previous generation. He adds, "In the instances in which the opposite relation holds, and the members of later generations have cancer at a later age than their predecessors, I think it will be found that the non-cancerous parents have lived to extreme old ages." So that the longevity of a non-affected parent seems to have the power of determining in the offspring the fatal period; and we thus apparently get another element of complexity in inheritance.

The facts, showing that with certain diseases the period of inheritance occasionally or even frequently advances, are important with respect to the general descent-theory, for they render it in some degree probable that the same thing would occur with ordinary modifications of structure. The final result of a long series of such advances would be the gradual obliteration of characters proper to the embryo and larva, which would thus come to resemble more and more closely the mature parent-form. But any structure which was of service to the embryo or larva would be preserved by the destruction at this stage of growth of each individual which manifested any tendency to lose at too early an age its own proper character.

Finally, from the numerous races of cultivated plants and domestic animals, in which the seed or eggs, the young or old, differ from each other and from their parent-species;—from the cases in which new characters have appeared at a particular period, and afterwards have been inherited at the same period;—and from what we know with respect to disease, we must believe in the truth of the great principle of inheritance at corresponding periods of life.

Summary of the three preceding Chapters.—Strong as is the force of inheritance, it allows the incessant appearance of new characters. These, whether beneficial or injurious, of the most trifling importance, such as a shade of colour in a flower, a coloured lock of hair, or a mere gesture; or of the highest importance, as when affecting the brain or an organ so perfect

and complex as the eye; or of so grave a nature as to deserve to be called a monstrosity, or so peculiar as not to occur normally in any member of the same natural class, are all sometimes strongly inherited by man, the lower animals, and plants. In numberless cases it suffices for the inheritance of a peculiarity that one parent alone should be thus characterised. Inequalities in the two sides of the body, though opposed to the law of symmetry, may be transmitted. There is a considerable body of evidence showing that even mutilations, and the effects of accidents, especially or perhaps exclusively when followed by disease, are occasionally inherited. There can be no doubt that the evil effects of long-continued exposure in the parent to injurious conditions are sometimes transmitted to the offspring. So it is, as we shall see in a future chapter, with the effects of the use and disuse of parts, and of mental habits. Periodical habits are likewise transmitted, but generally, as it would appear, with little force.

Hence we are led to look at inheritance as the rule, and non-inheritance as the anomaly. But this power often appears to us in our ignorance to act capriciously, transmitting a character with inexplicable strength or feebleness. The very same peculiarity, as the weeping habit of trees, silky-feathers, &c., may be inherited either firmly or not at all by different members of the same group, and even by different individuals of the same species, though treated in the same manner. In this latter case we see that the power of transmission is a quality which is merely individual in its attachment. As with single characters, so it is with the several concurrent slight differences which distinguish sub-varieties or races; for of these, some can be propagated almost as truly as species, whilst others cannot be relied on. The same rule holds good with plants, when propagated by bulbs, offsets, &c., which in one sense still form parts of the same individual, for some varieties retain or inherit through successive bud-generations their character far more truly than others.

Some characters not proper to the parent-species have certainly been inherited from an extremely remote epoch, and may therefore be considered as firmly fixed. But it is doubtful whether length of inheritance in itself gives fixedness of character;

though the chances are obviously in favour of any character which has long been transmitted true or unaltered, still being transmitted true as long as the conditions of life remain the same. We know that many species, after having retained the same character for countless ages, whilst living under their natural conditions, when domesticated have varied in the most diversified manner, that is, have failed to transmit their original form; so that no character appears to be absolutely fixed. We can sometimes account for the failure of inheritance by the conditions of life being opposed to the development of certain characters; and still oftener, as with plants cultivated by grafts and buds, by the conditions causing new and slight modifications incessantly to appear. In this latter case it is not that inheritance wholly fails, but that new characters are continually superadded. In some few cases, in which both parents are similarly characterised, inheritance seems to gain so much force by the combined action of the two parents, that it counteracts its own power, and a new modification is the result.

In many cases the failure of the parents to transmit their likeness is due to the breed having been at some former period crossed; and the child takes after his grandparent or more remote ancestor of foreign blood. In other cases, in which the breed has not been crossed, but some ancient character has been lost through variation, it occasionally reappears through reversion, so that the parents apparently fail to transmit their own likeness. In all cases, however, we may safely conclude that the child inherits all its characters from its parents, in whom certain characters are latent, like the secondary sexual characters of one sex in the other. When, after a long succession of bud-generations, a flower or fruit becomes separated into distinct segments, having the colours or other attributes of both parent-forms, we cannot doubt that these characters were latent in the earlier buds, though they could not then be detected, or could be detected only in an intimately commingled state. So it is with animals of crossed parentage, which with advancing years occasionally exhibit characters derived from one of their two parents, of which not a trace could at first be perceived. Certain monstrosities, which resemble what naturalists call the typical form of the group in question,

apparently come under the same law of reversion. It is assuredly an astonishing fact that the male and female sexual elements, that buds, and even full-grown animals, should retain characters, during several generations in the case of crossed breeds, and during thousands of generations in the case of pure breeds, written as it were in invisible ink, yet ready at any time to be evolved under the requisite conditions.

What these conditions are, we do not in many cases at all know. But the act of crossing in itself, apparently from causing some disturbance in the organisation, certainly gives a strong tendency to the reappearance of long-lost characters, both corporeal and mental, independently of those derived from the cross. A return of any species to its natural conditions of life, as with feral animals and plants, favours reversion; though it is certain that this tendency exists, we do not know how far it prevails, and it has been much exaggerated. On the other hand, the crossed offspring of plants which have had their organisation disturbed by cultivation, are more liable to reversion than the crossed offspring of species which have always lived under their natural conditions.

When distinguishable individuals of the same family, or races, or species are crossed, we see that the one is often prepotent over the other in transmitting its own character. A race may possess a strong power of inheritance, and yet when crossed, as we have seen with trumpeter-pigeons, yield to the prepotency of every other race. Prepotency of transmission may be equal in the two sexes of the same species, but often runs more strongly in one sex. It plays an important part in determining the rate at which one race can be modified or wholly absorbed by repeated crosses with another. We can seldom tell what makes one race or species prepotent over another; but it sometimes depends on the same character being present and visible in one parent, and latent or potentially present in the other.

Characters may first appear in either sex, but oftener in the male than in the female, and afterwards be transmitted to the offspring of the same sex. In this case we may feel confident that the peculiarity in question is really present though latent in the opposite sex; hence the father may transmit through his daughter any character to his grandson; and the mother

conversely to her granddaughter. We thus learn, and the fact is an important one, that transmission and development are distinct powers. Occasionally these two powers seem to be antagonistic, or incapable of combination in the same individual; for several cases have been recorded in which the son has not directly inherited a character from his father, or directly transmitted it to his son, but has received it by transmission through his non-affected mother, and transmitted it through his non-affected daughter. Owing to inheritance being limited by sex, we can see how secondary sexual characters may first have arisen under nature; their preservation and accumulation being dependent on their service to either sex.

At whatever period of life a new character first appears, it generally remains latent in the offspring until a corresponding age is attained, and then it is developed. When this rule fails, the child generally exhibits the character at an earlier period than the parent. On this principle of inheritance at corresponding periods, we can understand how it is that most animals display from the germ to maturity such a marvellous succession of characters.

Finally, though much remains obscure with respect to Inheritance, we may look at the following laws as fairly well established. Firstly, a tendency in every character, new and old, to be transmitted by seminal and bud generation, though often counteracted by various known and unknown causes. Secondly, reversion or atavism, which depends on transmission and development being distinct powers: it acts in various degrees and manners through both seminal and bud generation. Thirdly, prepotency of transmission, which may be confined to one sex, or be common to both sexes of the prepotent form. Fourthly, transmission, limited by sex, generally to the same sex in which the inherited character first appeared. Fifthly, inheritance at corresponding periods of life, with some tendency to the earlier development of the inherited character. In these laws of Inheritance, as displayed under domestication, we see an ample provision for the production, through variability and natural selection, of new specific forms.

CHAPTER XV.

ON CROSSING.

FREE INTERCROSSING OBLITERATES THE DIFFERENCES BETWEEN ALLIED BREEDS — WHEN THE NUMBERS OF TWO COMMINGLING BREEDS ARE UNEQUAL, ONE ABSORBS THE OTHER — THE RATE OF ABSORPTION DETERMINED BY PREPOTENCY OF TRANSMISSION, BY THE CONDITIONS OF LIFE, AND BY NATURAL SELECTION — ALL ORGANIC BEINGS OCCASIONALLY INTERCROSS; APPARENT EXCEPTIONS — ON CERTAIN CHARACTERS INCAPABLE OF FUSION; CHIEFLY OR EXCLUSIVELY THOSE WHICH HAVE SUDDENLY APPEARED IN THE INDIVIDUAL — ON THE MODIFICATION OF OLD RACES, AND THE FORMATION OF NEW RACES, BY CROSSING — SOME CROSSED RACES HAVE BREED TRUE FROM THEIR FIRST PRODUCTION — ON THE CROSSING OF DISTINCT SPECIES IN RELATION TO THE FORMATION OF DOMESTIC RACES.

IN the two previous chapters, when discussing reversion and prepotency, I was necessarily led to give many facts on crossing. In the present chapter I shall consider the part which crossing plays in two opposed directions,—firstly, in obliterating characters, and consequently in preventing the formation of new races; and secondly, in the modification of old races, or in the formation of new and intermediate races, by a combination of characters. I shall also show that certain characters are incapable of fusion.

The effects of free or uncontrolled breeding between the members of the same variety or of closely allied varieties are important; but are so obvious that they need not be discussed at much length. It is free intercrossing which chiefly gives uniformity, both under nature and under domestication, to the individuals of the same species or variety, when they live mingled together and are not exposed to any cause inducing excessive variability. The prevention of free crossing, and the intentional matching of individual animals, are the corner-stones of the breeder's art. No man in his senses would expect to improve or modify a breed in any particular manner, or keep an old breed true and distinct, unless he separated his animals. The killing of inferior animals in each generation comes to the

same thing as their separation. In savage and semi-civilised countries, where the inhabitants have not the means of separating their animals, more than a single breed of the same species rarely or never exists. In former times, even in a country so civilised as North America, there were no distinct races of sheep, for all had been mingled together.¹ The celebrated agriculturist Marshall² remarks that "sheep that are kept within fences, as well as shepherded flocks in open countries, have generally a similarity, if not a uniformity, of character in the individuals of each flock;" for they breed freely together, and are prevented from crossing with other kinds; whereas in the unenclosed parts of England the un-shepherded sheep, even of the same flock, are far from true or uniform, owing to various breeds having mingled and crossed. We have seen that the half-wild cattle in the several British parks are uniform in character in each; but in the different parks, from not having mingled and crossed during many generations, they differ in a slight degree.

We cannot doubt that the extraordinary number of varieties and sub-varieties of the pigeon, amounting to at least one hundred and fifty, is partly due to their remaining, differently from other domesticated birds, paired for life when once matched. On the other hand, breeds of cats imported into this country soon disappear, for their nocturnal and rambling habits render it hardly possible to prevent free crossing. Rengger³ gives an interesting case with respect to the cat in Paraguay: in all the distant parts of the kingdom it has assumed, apparently from the effects of the climate, a peculiar character, but near the capital this change has been prevented, owing, as he asserts, to the native animal frequently crossing with cats imported from Europe. In all cases like the foregoing, the effects of an occasional cross will be augmented by the increased vigour and fertility of the crossed offspring, of which fact evidence will hereafter be given; for this will lead to the mongrels increasing more rapidly than the pure parent-breeds.

¹ Communications to the Board of Agriculture, vol. i. p. 367.

² Review of Reports, North of Eng-

land, 1808, p. 200.

³ 'Säugethiere von Paraguay,' 1830,

s. 212.

When distinct breeds are allowed to cross freely, the result will be a heterogeneous body; for instance, the dogs in Paraguay are far from uniform, and can no longer be affiliated to their parent-races.⁴ The character which a crossed body of animals will ultimately assume must depend on several contingencies,—namely, on the relative numbers of the individuals belonging to the two or more races which are allowed to mingle; on the prepotency of one race over the other in the transmission of character; and on the conditions of life to which they are exposed. When two commingled breeds exist at first in nearly equal numbers, the whole will sooner or later become intimately blended, but not so soon, both breeds being equally favoured in all respects, as might have been expected. The following calculation⁵ shows that this is the case: if a colony with an equal number of black and white men were founded, and we assume that they marry indiscriminately, are equally prolific, and that one in thirty annually dies and is born; then “in 65 years the number of blacks, whites, and mulattoes would be equal. In 91 years the whites would be 1-10th, the blacks 1-10th, and the mulattoes, or people of intermediate degrees of colour, 8-10ths of the whole number. In three centuries not 1-100th part of the whites would exist.”

When one of two mingled races exceeds the other greatly in number, the latter will soon be wholly, or almost wholly, absorbed and lost.⁶ Thus European pigs and dogs have been largely introduced into the islands of the Pacific Ocean, and the native races have been absorbed and lost in the course of about fifty or sixty years;⁷ but the imported races no doubt were favoured. Rats may be considered as semi-domesticated animals. Some snake-rats (*Mus alexandrinus*) escaped in the Zoological Gardens of London, “and for a long time afterwards the keepers frequently caught cross-bred rats, at first half-breds, afterwards with less and less of the character of the snake-rat, till at length all traces of it disappeared.”⁸ On the other hand,

⁴ Rengger, ‘Säugethiere,’ &c., s. 154.

⁵ White, ‘Regular Gradation in Man,’ p. 146.

⁶ Dr. W. F. Edwards, in his ‘Caractères Physiolog. des Races Humaines,’ p. 23, first called attention to this sub-

ject, and ably discussed it.

⁷ Rev. D. Tyerman, and Bennett, ‘Journal of Voyages,’ 1821-1829, vol. i. p. 300.

⁸ Mr. S. J. Salter, ‘Journal Linn. Soc.’ vol. vi, 1862, p. 71.

in some parts of London, especially near the docks, where fresh rats are frequently imported, an endless variety of intermediate forms may be found between the brown, black, and snake rat, which are all three usually ranked as distinct species.

How many generations are necessary for one species or race to absorb another by repeated crosses has often been discussed;⁹ and the requisite number has probably been much exaggerated. Some writers have maintained that a dozen, or score, or even more generations, are necessary; but this in itself is improbable, for in the tenth generation there will be only 1-1024th part of foreign blood in the offspring. Gärtner found,¹⁰ that with plants one species could be made to absorb another in from three to five generations, and he believes that this could always be effected in from six to seven generations. In one instance, however, Kölreuter¹¹ speaks of the offspring of *Mirabilis vulgaris*, crossed during eight successive generations by *M. longiflora*, as resembling this latter species so closely, that the most scrupulous observer could detect "vix aliquam notabilem differentiam;"—he succeeded, as he says, "ad plenariam fere transmutationem." But this expression shows that the act of absorption was not even then absolutely complete, though these crossed plants contained only the 1-256th part of *M. vulgaris*. The conclusions of such accurate observers as Gärtner and Kölreuter are of far higher worth than those made without scientific aim by breeders. The most remarkable statement which I have met with of the persistent endurance of the effects of a single cross is given by Fleischmann,¹² who, in reference to German sheep, says "that the original coarse sheep have "5500 fibres of wool on a square inch; grades of the third or "fourth Merino cross produced about 8000, the twentieth cross "27,000, the perfect pure Merino blood 40,000 to 48,000." So that in this case common German sheep crossed twenty times successively with Merinos have not by any means acquired wool as fine as that of the pure breed. In all cases, the rate of absorption will

⁹ Sturm, 'Ueber Racen, &c.,' 1825, s. 107. Bronn, 'Geschichte der Natur,' b. ii. s. 170, gives a table of the proportions of blood after successive crosses. Dr. P. Lucas, 'l'Hérédité Nat.,' tom. ii. p. 308.

¹⁰ 'Bastarderzeugung,' s. 463, 470.

¹¹ 'Nova Acta Petrop.,' 1794, p. 393: see also previous volume.

¹² As quoted in the 'True Principles of Breeding,' by C. H. Macknight and Dr. H. Madden, 1865, p. 11.

depend largely on the conditions of life being favourable to any particular character; and we may suspect that there would be under the climate of Germany a constant tendency to degeneration in the wool of Merinos, unless prevented by careful selection; and thus perhaps the foregoing remarkable case may be explained. The rate of absorption must also depend on the amount of distinguishable difference between the two forms which are crossed, and especially, as Gärtner insists, on prepotency of transmission in the one form over the other. We have seen in the last chapter that one of two French breeds of sheep yielded up its character, when crossed with Merinos, very much slower than the other; and the common German sheep referred to by Fleischmann may present an analogous case. But in all cases there will be during many subsequent generations more or less liability to reversion, and it is this fact which has probably led authors to maintain that a score or more of generations are requisite for one race to absorb another. In considering the final result of the commingling of two or more breeds, we must not forget that the act of crossing in itself tends to bring back long-lost characters not proper to the immediate parent-forms.

With respect to the influence of the conditions of life on any two breeds which are allowed to cross freely, unless both are indigenous and have long been accustomed to the country where they live, they will, in all probability, be unequally affected by the conditions, and this will modify the result. Even with indigenous breeds, it will rarely or never occur that both are equally well adapted to the surrounding circumstances; more especially when permitted to roam freely, and not carefully tended, as will generally be the case with breeds allowed to cross. As a consequence of this, natural selection will to a certain extent come into action, and the best fitted will survive, and this will aid in determining the ultimate character of the commingled body.

How long a time it would require before such a crossed body of animals would assume within a limited area a uniform character no one can say; that they would ultimately become uniform from free intercrossing, and from the survival of the fittest, we may feel assured; but the character thus acquired would rarely or never, as we may infer from the several previous

considerations, be exactly intermediate between that of the two parent-breeds. With respect to the very slight differences by which the individuals of the same sub-variety, or even of allied varieties, are characterised, it is obvious that free crossing would soon obliterate such small distinctions. The formation of new varieties, independently of selection, would also thus be prevented; except when the same variation continually recurred from the action of some strongly predisposing cause. Hence we may conclude that free crossing has in all cases played an important part in giving to all the members of the same domestic race, and of the same natural species, uniformity of character, though largely modified by natural selection and by the direct action of the surrounding conditions.

On the possibility of all organic beings occasionally intercrossing.—But it may be asked, can free crossing occur with hermaphrodite animals and plants? All the higher animals, and the few insects which have been domesticated, have separated sexes, and must inevitably unite for each birth. With respect to the crossing of hermaphrodites, the subject is too large for the present volume, and will be more properly treated in a succeeding work. In my 'Origin of Species,' however, I have given a short abstract of the reasons which induce me to believe that all organic beings occasionally cross, though perhaps in some cases only at long intervals of time.¹³ I will here just recall the fact that many plants, though hermaphrodite in structure, are unisexual in function;—such as those called by C. K. Sprengel *dichogamous*, in which the pollen and stigma of the same flower are matured at different periods; or those called by me *reciprocally dimorphic*, in which the flower's own pollen is not fitted to fertilise its own stigma; or again, the many kinds in which curious mechanical contrivances exist, effectually preventing self-fertilisation. There are, however, many hermaphrodite plants which are not in any way specially constructed to favour intercrossing, but which nevertheless commingle almost as freely as animals with separated sexes. This is the case with cabbages, radishes, and onions, as I know from

¹³ With respect to plants, an admirable essay on this subject (*Die Geschlechter-Vertheilung bei den Pflanzen*:

1867) has lately been published by Dr. Hildebrand, who arrives at the same general conclusions as I have done.

having experimented on them: even the peasants of Liguria say that cabbages must be prevented "from falling in love" with each other. In the orange tribe, Gallesio¹⁴ remarks that the amelioration of the various kinds is checked by their continual and almost regular crossing. So it is with numerous other plants.

Nevertheless some cultivated plants can be named which rarely intercross, as the common pea, or which never intercross, as I have reason to believe is the case with the sweet-pea (*Lathyrus odoratus*); yet the structure of these flowers certainly favours an occasional cross. The varieties of the tomato and aubergine (*Solanum*) and pimenta (*Pimenta vulgaris*?) are said¹⁵ never to cross, even when growing alongside each other. But it should be observed that these are all exotic plants, and we do not know how they would behave in their native country when visited by the proper insects.

It must also be admitted that some few natural species appear under our present state of knowledge to be perpetually self-fertilised, as in the case of the Bee Ophrys (*O. apifera*), though adapted in its structure to be occasionally crossed. The *Leersia oryzoides* produces minute enclosed flowers which cannot possibly be crossed, and these alone, to the exclusion of the ordinary flowers, have as yet been known to yield seed.¹⁶ A few additional and analogous cases could be advanced. But these facts do not make me doubt that it is a general law of nature that the individuals of the same species occasionally intercross, and that some great advantage is derived from this act. It is well known (and I shall hereafter have to give instances) that some plants, both indigenous and naturalised, rarely or never produce flowers; or, if they flower, never produce seeds. But no one is thus led to doubt that it is a general law of nature that phanerogamic plants should produce flowers, and that these flowers should produce seed. When they fail, we believe that such plants would perform their proper functions under different conditions, or that they formerly did so and will do so again. On analogous grounds, I believe that the few flowers

¹⁴ 'Teoria della Riproduzione Vegetal,' 1816, p. 12.

¹⁵ Verlot, 'Des Variétés,' 1865, p. 72.

¹⁶ Duval-Jouve, 'Bull. Soc. Bot. de France,' tom. x., 1863, p. 194.

which do not now intercross, either would do so under different conditions, or that they formerly fertilised each other at intervals—the means for effecting this being generally still retained—and they will do so again at some future period, unless indeed they become extinct. On this view alone, many points in the structure and action of the reproductive organs in hermaphrodite plants and animals are intelligible,—for instance, the male and female organs never being so completely enclosed as to render access from without impossible. Hence we may conclude that the most important of all the means for giving uniformity to the individuals of the same species, namely, the capacity of occasionally intercrossing, is present, or has been formerly present, with all organic beings.

On certain Characters not blending.—When two breeds are crossed their characters usually become intimately fused together; but some characters refuse to blend, and are transmitted in an unmodified state either from both parents or from one. When grey and white mice are paired, the young are not piebald nor of an intermediate tint, but are pure white or of the ordinary grey colour: so it is when white and common collared turtle-doves are paired. In breeding Game fowls, a great authority, Mr. J. Douglas, remarks, "I may here state a strange fact: if you cross a black with a white game, you get birds of both breeds of the clearest colour." Sir R. Heron crossed during many years white, black, brown, and fawn-coloured Angora rabbits, and never once got these colours mingled in the same animal, but often all four colours in the same litter.¹⁷ Additional cases could be given, but this form of inheritance is very far from universal even with respect to the most distinct colours. When turnspit dogs and ancon sheep, both of which have dwarfed limbs, are crossed with common breeds, the offspring are not intermediate in structure, but take after either parent. When tailless or hornless animals are crossed with perfect animals, it frequently, but by no means invariably, happens that the offspring are

¹⁷ Extract of a letter from Sir R. Heron, 1838, given me by Mr. Yarrell. With respect to mice, see 'Annal. des Sc. Nat.,' tom. i. p. 180; and I have heard of other similar cases. For turtle-doves, Boitard and Corbié, 'Les Pigeons,' &c., p. 238. For the Game fowl, 'The Poultry Book,' 1866, p. 128. For crosses of tailless fowls, see Bechstein, 'Naturges. Deutsch.' b. iii. s. 403. Bronn, 'Geschichte der Natur,' b. ii. s. 170, gives analogous facts with horses. On the hairless condition of crossed

South American dogs, see Rongger, 'Säugethiere von Paraguay,' s. 152; but I saw in the Zoological Gardens mongrels, from a similar cross, which were hairless, quite hairy, or hairy in patches, that is, piebald with hair. For crosses of Dorking and other fowls, see 'Poultry Chronicle,' vol. ii. p. 355. About the crossed pigs, extract of letter from Sir R. Heron to Mr. Yarrell. For other cases, see P. Lucas, 'Héréd. Nat.,' tom. i. p. 212.

either perfectly furnished with these organs or are quite destitute of them. According to Rengger, the hairless condition of the Paraguay dog is either perfectly or not at all transmitted to its mongrel offspring; but I have seen one partial exception in a dog of this parentage which had part of its skin hairy, and part naked; the parts being distinctly separated as in a piebald animal. When Dorking fowls with five toes are crossed with other breeds, the chickens often have five toes on one foot and four on the other. Some crossed pigs raised by Sir R. Heron between the solid-hoofed and common pig had not all four feet in an intermediate condition, but two feet were furnished with properly divided, and two with united hoofs.

Analogous facts have been observed with plants: Major Trevor Clarke crossed the little, glabrous-leaved, annual stock (*Matthiola*), with pollen of a large, red-flowered, rough-leaved, biennial stock, called *cocardeau* by the French, and the result was that half the seedlings had glabrous and the other half rough leaves, but none had leaves in an intermediate state. That the glabrous seedlings were the product of the rough-leaved variety, and not accidentally of the mother-plant's own pollen, was shown by their tall and strong habit of growth.¹⁸ In the succeeding generations raised from the rough-leaved crossed seedlings, some glabrous plants appeared, showing that the glabrous character, though incapable of blending with and modifying the rough leaves, was all the time latent in this family of plants. The numerous plants formerly referred to, which I raised from reciprocal crosses between the peloric and common *Antirrhinum*, offer a nearly parallel case; for in the first generation all the plants resembled the common form, and in the next generation, out of one hundred and thirty-seven plants, two alone were in an intermediate condition, the others perfectly resembling either the peloric or common form. Major Trevor Clarke also fertilised the above-mentioned red-flowered stock with pollen from the purple Queen stock, and about half the seedlings scarcely differed in habit, and not at all in the red colour of the flower, from the mother-plant, the other half bearing blossoms of a rich purple, closely like those of the paternal plant. Gärtner crossed many white and yellow-flowered species and varieties of *Verbascum*; and these colours were never blended, but the offspring bore either pure white or pure yellow blossoms; the former in the larger proportion.¹⁹ Dr. Herbert raised many seedlings, as he informed me, from Swedish turnips crossed by two other varieties, and these never produced flowers of an intermediate tint, but always like one of their parents. I fertilised the purple sweet-pea (*Lathyrus odoratus*), which has a dark reddish-purple standard-petal and violet-coloured wings and keel, with pollen of the painted-lady sweet-pea, which has a pale cherry-coloured standard, and almost white wings and keel; and from the same pod I twice raised plants perfectly resembling both sorts; the greater number resembling the father. So perfect was the resemblance, that I should have thought there had

¹⁸ 'Internat. Hort. and Bot. Congress of London,' 1866.

¹⁹ 'Bastarderzeugung,' s. 307. Kölreuter ('Dritte Fortsetzung,' s. 34, 39), however, obtained intermediate tints

from similar crosses in the genus *Verbascum*. With respect to the turnips, see Herbert's '*Amarylhidaceæ*,' 1837, p. 370.

been some mistake, if the plants which were at first identical with the paternal variety, namely, the painted-lady, had not later in the season produced, as mentioned in a former chapter, flowers blotched and streaked with dark purple. I raised grandchildren and great-grandchildren from these crossed plants, and they continued to resemble the painted-lady, but during the later generations became rather more blotched with purple, yet none reverted completely to the original mother-plant, the purple sweet-pea. The following case is slightly different, but still shows the same principle: Naudin²⁹ raised numerous hybrids between the yellow *Linaria vulgaris* and the purple *L. purpurea*, and during three successive generations the colours kept distinct in different parts of the same flower.

From such cases as the foregoing, in which the offspring of the first generation perfectly resemble either parent, we come by a small step to those cases in which differently coloured flowers borne on the same root resemble both parents, and by another step to those in which the same flower or fruit is striped or blotched with the two parental colours, or bears a single stripe of the colour or other characteristic quality of one of the parent-forms. With hybrids and mongrels it frequently or even generally happens that one part of the body resembles more or less closely one parent and another part the other parent; and here again some resistance to fusion, or, what comes to the same thing, some mutual affinity between the organic atoms of the same nature, apparently comes into play, for otherwise all parts of the body would be equally intermediate in character. So again, when the offspring of hybrids or mongrels, which are themselves nearly intermediate in character, revert either wholly or by segments to their ancestors, the principle of the affinity of similar, or the repulsion of dissimilar atoms, must come into action. To this principle, which seems to be extremely general, we shall recur in the chapter on pangenesis.

It is remarkable, as has been strongly insisted upon by Isidore Geoffroy St. Hilaire in regard to animals, that the transmission of characters without fusion occurs most rarely when species are crossed; I know of one exception alone, namely, with the hybrids naturally produced between the common and hooded crow (*Corvus corone* and *cornix*), which, however, are closely allied species, differing in nothing except colour. Nor have I met with any well-ascertained cases of transmission of this kind, even when one form is strongly prepotent over another, when two races are crossed which have been slowly formed by man's selection, and therefore resemble to a certain extent natural species. Such cases as puppies in the same litter closely resembling two distinct breeds, are probably due to superfetation,—that is, to the influence of two fathers. All the characters above enumerated, which are transmitted in a perfect state to some of the offspring and not to others,—such as distinct colours, nakedness of skin, smoothness of leaves, absence of horns or tail, additional toes, pelorism, dwarfed structure, &c.,—have all been known to appear suddenly in individual animals and plants. From this fact, and from the several slight, aggregated differences which distinguish domestic races and species from

²⁹ 'Nouvelles Archives du Muséum,' tom. i. p. 100.

each other, not being liable to this peculiar form of transmission, we may conclude that it is in some way connected with the sudden appearance of the characters in question.

On the Modification of old Races and the Formation of new Races by Crossing.—We have hitherto chiefly considered the effects of crossing in giving uniformity of character; we must now look to an opposite result. There can be no doubt that crossing, with the aid of rigorous selection during several generations, has been a potent means in modifying old races, and in forming new ones. Lord Orford crossed his famous stud of greyhounds once with the bulldog, which breed was chosen from being deficient in scenting powers, and from having what was wanted, courage and perseverance. In the course of six or seven generations all traces of the external form of the bulldog were eliminated, but courage and perseverance remained. Certain pointers have been crossed, as I hear from the Rev. W. D. Fox, with the foxhound, to give them dash and speed. Certain strains of Dorking fowls have had a slight infusion of Game blood; and I have known a great fancier who on a single occasion crossed his turbit-pigeons with barbs, for the sake of gaining greater breadth of beak.

In the foregoing cases breeds have been crossed once, for the sake of modifying some particular character; but with most of the improved races of the pig, which now breed true, there have been repeated crosses,—for instance, the improved Essex owes its excellence to repeated crosses with the Neapolitan, together probably with some infusion of Chinese blood.²¹ So with our British sheep: almost all the races, except the Southdown, have been largely crossed; “this, in fact, has been the history of our principal breeds.”²² To give an example, the “Oxfordshire Downs” now rank as an established breed.²³ They were produced about the year 1830 by crossing “Hampshire and in some instances Southdown ewes with Cotswold rams:” now the Hampshire ram was itself produced by repeated crosses between the native

²¹ Richardson, ‘Pigs,’ 1847, pp. 37, 42; S. Sidney’s edition of ‘Youatt on the Pig,’ 1860, p. 3.

²² See Mr. W. C. Spooner’s excellent paper on Cross-Breeding, ‘Journal Royal Agricult. Soc.,’ vol. xx., part ii.:

see also an equally good article by Mr. Ch. Howard, in ‘Gardener’s Chronicle,’ 1860, p. 320.

²³ ‘Gardener’s Chronicle,’ 1857, pp. 649, 652.

Hampshire sheep and Southdowns; and the long-woolled Cotswold were improved by crosses with the Leicester, which latter again is believed to have been a cross between several long-woolled sheep. Mr. Spooner, after considering the various cases which have been carefully recorded, concludes "that from a judicious pairing of cross-bred animals it is practicable to establish a new breed." On the Continent the history of several crossed races of cattle and of other animals has been well ascertained. To give one instance: the King of Wurtemberg, after twenty-five years' careful breeding, that is after six or seven generations, made a new breed of cattle from a cross between a Dutch and Swiss breed, combined with other breeds.²⁴ The Sebright bantam, which breeds as true as any other kind of fowl, was formed about sixty years ago by a complicated cross.²⁵ Dark Brahmas, which are believed by some fanciers to constitute a distinct species, were undoubtedly formed²⁶ in the United States, within a recent period, by a cross between Chittagongs and Cochins. With plants I believe there is little doubt that some kinds of turnips, now extensively cultivated, are crossed races; and the history of a variety of wheat which was raised from two very distinct varieties, and which after six years' culture presented an even sample, has been recorded on good authority.²⁷

Until quite lately, cautious and experienced breeders, though not averse to a single infusion of foreign blood, were almost universally convinced that the attempt to establish a new race, intermediate between two widely distinct races, was hopeless: "they clung with superstitious tenacity to the doctrine of purity "of blood, believing it to be the ark in which alone true safety "could be found."²⁸ Nor was this conviction unreasonable: when two distinct races are crossed, the offspring of the first generation are generally nearly uniform in character; but even this sometimes fails to be the case, especially with crossed dogs and fowls, the young of which from the first are sometimes much

²⁴ 'Bulletin de la Soc. d'Acclimat,' 1862, tom. ix. p. 463. See also, for other cases, MM. Moll and Gayot, 'Du Boeuf,' 1860, p. xxxii.

²⁵ 'Poultry Chronicle,' vol. ii., 1854, p. 36.

²⁶ 'The Poultry Book,' by W. B. Tegetmeier, 1866, p. 58.

²⁷ 'Gardener's Chronicle,' 1852, p. 765.

²⁸ Spooner, in 'Journal Royal Agricult. Soc.,' vol. xx., part ii.

diversified. As cross-bred animals are generally of large size and vigorous, they have been raised in great numbers for immediate consumption. But for breeding they are found to be utterly useless; for though they may be themselves uniform in character, when paired together they yield during many generations offspring astonishingly diversified. The breeder is driven to despair, and concludes that he will never form an intermediate race. But from the cases already given, and from others which have been recorded, it appears that patience alone is necessary; as Mr. Spooner remarks, "nature opposes no barrier to successful admixture; in the course of time, by the aid of selection and careful weeding, it is practicable to establish a new breed." After six or seven generations the hoped-for result will in most cases be obtained; but even then an occasional reversion, or failure to keep true, may be expected. The attempt, however, will assuredly fail if the conditions of life be decidedly unfavourable to the characters of either parent-breed.²⁹

Although the grandchildren and succeeding generations of cross-bred animals are generally variable in an extreme degree, some curious exceptions to the rule have been observed, both with crossed races and species. Thus Boitard and Corbié³⁰ assert that from a Pouter and a Runt "a Cavalier will appear, which we have classed amongst pigeons of pure race, because it transmits all its qualities to its posterity." The editor of the 'Poultry Chronicle'³¹ bred some bluish fowls from a black Spanish cock and a Malay hen; and these remained true to colour "generation after generation." The Himalayan breed of rabbits was certainly formed by crossing two sub-varieties of the silver-grey rabbit; although it suddenly assumed its present character, which differs much from that of either parent-breed, yet it has ever since been easily and truly propagated. I crossed some Labrador and Penguin ducks, and recessed the mongrels with Penguins; afterwards, most of the ducks reared during three generations were nearly uniform in character, being brown with a white crescentic mark on the lower part of the breast,

²⁹ See Colin's 'Traité de Phys. Comp. des Animaux Domestiques,' tom. ii. p. 536, where this subject is well treated.

³⁰ 'Les Pigeons,' p. 37.

³¹ Vol. i., 1854, p. 161.

and with some white spots at the base of the beak; so that by the aid of a little selection a new breed might easily have been formed. In regard to crossed varieties of plants, Mr. Beaton remarks²² that "Melville's extraordinary cross between the Scotch kale and an early cabbage is as true and genuine as any on record;" but in this case no doubt selection was practised. Gärtner²³ has given five cases of hybrids, in which the progeny kept constant; and hybrids between *Dianthus armoria* and *deltoides* remained true and uniform to the tenth generation. Dr. Herbert likewise showed me a hybrid from two species of *Loasa* which from its first production had kept constant during several generations.

We have seen in the earlier chapters, that some of our domesticated animals, such as dogs, cattle, pigs, &c., are almost certainly descended from more than one species, or wild race, if any one prefers to apply this latter term to forms which were enabled to keep distinct in a state of nature. Hence the crossing of aboriginally distinct species probably came into play at an early period in the formation of our present races. From Rüttimeyer's observations there can be little doubt that this occurred with cattle; but in most cases some one of the forms which were allowed to cross freely, will, it is probable, have absorbed and obliterated the others. For it is not likely that semi-civilized men would have taken the necessary pains to modify by selection their commingled, crossed, and fluctuating stock. Nevertheless, those animals which were best adapted to their conditions of life would have survived through natural selection; and by this means crossing will often have indirectly aided in the formation of primeval domesticated breeds.

Within recent times, as far as animals are concerned, the crossing of distinct species has done little or nothing in the formation or modification of our races. It is not yet known whether the species of silk-moth which have been recently crossed in France will yield permanent races. In the fourth chapter I alluded with some hesitation to the statement that a new breed, between the hare and rabbit, called leporides, had been formed in France, and was found capable of propagating

²² Cottage Gardener, 1856, p. 110.

²³ 'Bastardzeugung,' s. 553.

itself; but it is now positively affirmed³⁴ that this is an error. With plants which can be multiplied by buds and cuttings, hybridisation has done wonders, as with many kinds of Roses, Rhododendrons, Pelargoniums, Calceolarias, and Petunias. Nearly all these plants can be propagated by seed; most of them freely; but extremely few or none come true by seed.

Some authors believe that crossing is the chief cause of variability,—that is, of the appearance of absolutely new characters. Some have gone so far as to look at it as the sole cause; but this conclusion is disproved by some of the facts given in the chapter on Bud-variation. The belief that characters not present in either parent or in their ancestors frequently originate from crossing is doubtful; that they occasionally thus arise is probable; but this subject will be more conveniently discussed in a future chapter on the causes of Variability.

A condensed summary of this and of the three following chapters, together with some remarks on Hybridism, will be given in the nineteenth chapter.

³⁴ Dr. Pigeaux, in 'Bull. Soc. d'Acclimat,' tom. iii., July 1866, as quoted in 'Annals and Mag. of Nat. Hist,' 1867, vol. xx. p. 75.

CHAPTER XVI.

CAUSES WHICH INTERFERE WITH THE FREE CROSSING OF VARIETIES — INFLUENCE OF DOMESTICATION ON FERTILITY.

DIFFICULTIES IN JUDGING OF THE FERTILITY OF VARIETIES WHEN CROSSED — VARIOUS CAUSES WHICH KEEP VARIETIES DISTINCT, AS THE PERIOD OF BREEDING AND SEXUAL PREFERENCE — VARIETIES OF WHEAT SAID TO BE STERILE WHEN CROSSED — VARIETIES OF MAIZE, VERBASCUM, HOLLYHOCK, GOURDS, MELONS, AND TOBACCO, RENDERED IN SOME DEGREE MUTUALLY STERILE — DOMESTICATION ELIMINATES THE TENDENCY TO STERILITY NATURAL TO SPECIES WHEN CROSSED — ON THE INCREASED FERTILITY OF UNCROSSED ANIMALS AND PLANTS FROM DOMESTICATION AND CULTIVATION.

THE domesticated races of both animals and plants, when crossed, are with extremely few exceptions quite prolific,—in some cases even more so than the purely bred parent-races. The offspring, also, raised from such crosses are likewise, as we shall see in the following chapter, generally more vigorous and fertile than their parents. On the other hand, species when crossed, and their hybrid offspring, are almost invariably in some degree sterile; and here there seems to exist a broad and insuperable distinction between races and species. The importance of this subject as bearing on the origin of species is obvious; and we shall hereafter recur to it.

It is unfortunate how few precise observations have been made on the fertility of mongrel animals and plants during several successive generations. Dr. Broca¹ has remarked that no one has observed whether, for instance, mongrel dogs, bred *inter se*, are indefinitely fertile; yet, if a shade of infertility be detected by careful observation in the offspring of natural forms when crossed, it is thought that their specific distinction is proved. But so many breeds of sheep, cattle, pigs, dogs, and poultry, have been crossed and recrossed in various ways, that any sterility, if it had existed, would from being injurious

¹ 'Journal de Physiolog.,' tom. ii., 1859, p. 385.

almost certainly have been observed. In investigating the fertility of crossed varieties many sources of doubt occur. Whenever the least trace of sterility between two plants, however closely allied, was observed by Kölreuter, and more especially by Gärtner, who counted the exact number of seed in each capsule, the two forms were at once ranked as distinct species; and if this rule be followed, assuredly it will never be proved that varieties when crossed are in any degree sterile. We have formerly seen that certain breeds of dogs do not readily pair together; but no observations have been made whether, when paired, they produce the full number of young, and whether the latter are perfectly fertile *inter se*; but, supposing that some degree of sterility were found to exist, naturalists would simply infer that these breeds were descended from aboriginally distinct species; and it would be scarcely possible to ascertain whether or not this explanation was the true one.

The Sebright Bantam is much less prolific than any other breed of fowls, and is descended from a cross between two very distinct breeds, recrossed by a third sub-variety. But it would be extremely rash to infer that the loss of fertility was in any manner connected with its crossed origin, for it may with more probability be attributed either to long-continued close interbreeding, or to an innate tendency to sterility correlated with the absence of hackles and sickle tail-feathers.

Before giving the few recorded cases of forms, which must be ranked as varieties, being in some degree sterile when crossed, I may remark that other causes sometimes interfere with varieties freely intercrossing. Thus they may differ too greatly in size, as with some kinds of dogs and fowls: for instance, the editor of the 'Journal of Horticulture, &c.,'² says that he can keep Bantams with the larger breeds without much danger of their crossing, but not with the smaller breeds, such as Games, Hamburgs, &c. With plants a difference in the period of flowering serves to keep varieties distinct, as with the various kinds of maize and wheat: thus Colonel Le Couteur² remarks, "the Talavera wheat, from flowering much earlier than any other kind, is sure to continue pure." In different parts of

² Dec. 1863, p. 484.

² On the Varieties of Wheat, p. 66.

the Falkland Islands the cattle are breaking up into herds of different colours; and those on the higher ground, which are generally white, usually breed, as I am informed by Admiral Sullivan, three months earlier than those on the lowlands; and this would manifestly tend to keep the herds from blending.

Certain domestic races seem to prefer breeding with their own kind; and this is a fact of some importance, for it is a step towards that instinctive feeling which helps to keep closely allied species in a state of nature distinct. We have now abundant evidence that, if it were not for this feeling, many more hybrids would be naturally produced than is the case. We have seen in the first chapter that the alco dog of Mexico dislikes dogs of other breeds; and the hairless dog of Paraguay mixes less readily with the European races, than the latter do with each other. In Germany the female Spitz-dog is said to receive the fox more readily than will other dogs; a female Australian Dingo in England attracted the wild male foxes. But these differences in the sexual instinct and attractive power of the various breeds may be wholly due to their descent from distinct species. In Paraguay the horses have much freedom, and an excellent observer⁴ believes that the native horses of the same colour and size prefer associating with each other, and that the horses which have been imported from Entre Ríos and Banda Oriental into Paraguay likewise prefer associating together. In Circassia six sub-races of the horse are known and have received distinct names; and a native proprietor of rank⁵ asserts that horses of three of these races, whilst living a free life, almost always refuse to mingle and cross, and will even attack each other.

It has been observed, in a district stocked with heavy Lincolnshire and light Norfolk sheep, that both kinds, though bred together, when turned out, "in a short time separate to a sheep;" the Lincolnshires drawing off to the rich soil, and the Norfolks to their own dry light soil; and as long as there is plenty of grass, "the two breeds keep themselves as distinct as rooks and pigeons." In this case different habits of

⁴ Rengger, 'Säugethiere von Paraguay,' s. 336.

⁵ See a memoir by MM. Lherbette

and De Quatrefages, in 'Bull. Soc. d'Acclimat.,' tom. viii., July, 1861, p. 312.

life tend to keep the races distinct. On one of the Faroe islands, not more than half a mile in diameter, the half-wild native black sheep are said not to have readily mixed with the imported white sheep. It is a more curious fact that the semi-monstrous ancon sheep of modern origin "have been observed to keep together, separating themselves from the rest of the flock, when put into enclosures with other sheep."⁶ With respect to fallow deer, which live in a semi-domesticated condition, Mr. Bennett⁷ states that the dark and pale coloured herds, which have long been kept together in the Forest of Dean, in High Meadow Woods, and in the New Forest, have never been known to mingle: the dark-coloured deer, it may be added, are believed to have been first brought by James I. from Norway, on account of their greater hardiness. I imported from the island of Porto Santo two of the feral rabbits, which differ, as described in the fourth chapter, from common rabbits; both proved to be males, and, though they lived during some years in the Zoological Gardens, the superintendent, Mr. Bartlett, in vain endeavoured to make them breed with various tame kinds; but whether this refusal to breed was due to any change in instinct, or simply to their extreme wildness; or whether confinement had rendered them sterile, as often occurs, cannot be told.

Whilst matching for the sake of experiment many of the most distinct breeds of pigeons, it frequently appeared to me that the birds, though faithful to their marriage vow, retained some desire after their own kind. Accordingly I asked Mr. Wicking, who has kept a larger stock of various breeds together than any man in England, whether he thought that they would prefer pairing with their own kind, supposing that there were males and females enough of each; and he without hesitation answered that he was convinced that this was the case. It has often been noticed that the dovecot pigeon seems to have an actual aversion towards the several fancy breeds;⁸ yet all have

⁶ For the Norfolk sheep, see Marshall's 'Rural Economy of Norfolk,' vol. ii. p. 133. See Rev. L. Landt's 'Description of Faroe,' p. 66. For the ancon sheep, see 'Phil. Transact.' 1813, p. 90.

⁷ White's 'Nat. Hist. of Selbourne,'

edited by Bennett, p. 39. With respect to the origin of the dark-coloured deer, see 'Some Account of English Deer Parks,' by E. P. Shirley, Esq.

⁸ 'The Dovecote,' by the Rev. E. S. Dixon, p. 155; Bechstein, 'Naturgesch. Deutschlands,' Band iv., 1795, s. 17.

certainly sprung from a common progenitor. The Rev. W. D. Fox informs me that his flocks of white and common Chinese geese kept distinct.

These facts and statements, though some of them are incapable of proof, resting only on the opinion of experienced observers, show that some domestic races are led by different habits of life to keep to a certain extent separate, and that others prefer coupling with their own kind, in the same manner as species in a state of nature, though in a much less degree.

With respect to sterility from the crossing of domestic races, I know of no well-ascertained case with animals. This fact, seeing the great difference in structure between some breeds of pigeons, fowls, pigs, dogs, &c., is extraordinary, in contrast with the sterility of many closely allied natural species when crossed; but we shall hereafter attempt to show that it is not so extraordinary as it at first appears. And it may be well here to recall to mind that the amount of external difference between two species will not safely guide us in foretelling whether or not they will breed together,—some closely allied species when crossed being utterly sterile, and others which are extremely unlike being moderately fertile. I have said that no case of sterility in crossed races rests on satisfactory evidence; but here is one which at first seems trustworthy. Mr. Youatt,⁹ and a better authority cannot be quoted, states, that formerly in Lancashire crosses were frequently made between longhorn and shorthorn cattle; the first cross was excellent, but the produce was uncertain; in the third or fourth generation the cows were bad milkers; “in addition to which, there was much uncertainty whether the cows would conceive; and full one-third of the cows among some of these half-breeds failed to be in calf.” This at first seems a good case; but Mr. Wilkinson states,¹⁰ that a breed derived from this same cross was actually established in another part of England; and if it had failed in fertility, the fact would surely have been noticed. Moreover, supposing that Mr. Youatt had proved his case, it might be argued that the sterility was wholly due to the two parent-breeds being descended from primordially distinct species.

I will give a case with plants, to show how difficult it is to get sufficient evidence. Mr. Sheriff, who has been so successful in the formation of new races of wheat, fertilised the Hopetoun with the Talavera; in the first and second generations the produce was intermediate in character, but in the fourth generation “it was found to consist of many varieties; nine-tenths of the florets proved barren, and many of the seeds seemed shrivelled abortions, void of vitality, and the whole race was evidently verging to extinction.”¹¹ Now, considering how little these

⁹ ‘Cattle,’ p. 202.

¹⁰ Mr. J. Wilkinson, in ‘Remarks addressed to Sir J. Sebright,’ 1820, p. 38.

¹¹ ‘Gardener’s Chronicle,’ 1858, p. 771.

varieties of wheat differ in any important character, it seems to me very improbable that the sterility resulted, as Mr. Sheriff thought, from the cross, but from some quite distinct cause. Until such experiments are many times repeated, it would be rash to trust them; but unfortunately they have been rarely tried even once with sufficient care.

Gärtner has recorded a more remarkable and trustworthy case: he fertilised thirteen panicles (and subsequently nine others) on a dwarf maize bearing yellow seed¹² with pollen of a tall maize having red seed; and one head alone produced good seed, only five in number. Though these plants are monœcious, and therefore do not require castration, yet I should have suspected some accident in the manipulation had not Gärtner expressly stated that he had during many years grown these two varieties together, and they did not spontaneously cross; and this, considering that the plants are monœcious and abound with pollen, and are well known generally to cross freely, seems explicable only on the belief that these two varieties are in some degree mutually infertile. The hybrid plants raised from the above five seed were intermediate in structure, extremely variable, and perfectly fertile.¹³ No one, I believe, has hitherto suspected that these varieties of maize are distinct species; but had the hybrids been in the least sterile, no doubt Gärtner would at once have so classed them. I may here remark, that with undoubted species there is not necessarily any close relation between the sterility of a first cross and that of the hybrid offspring. Some species can be crossed with facility, but produce utterly sterile hybrids; others can be crossed with extreme difficulty, but the hybrids when produced are moderately fertile. I am not aware, however, of any instance quite like this of the maize with natural species, namely, of a first cross made with difficulty, but yielding perfectly fertile hybrids.

The following case is much more remarkable, and evidently perplexed Gärtner, whose strong wish it was to draw a broad line of distinction between species and varieties. In the genus *Verbascum*, he made, during eighteen years, a vast number of experiments, and crossed no less than 1085 flowers and counted their seeds. Many of these experiments consisted in crossing white and yellow varieties of both *V. lychnitis* and *V. blattaria* with nine other species and their hybrids. That the white and yellow flowered plants of these two species are really varieties, no one has doubted; and Gärtner actually raised in the case of both species one variety from the seed of the other. Now in two of his works¹⁴ he distinctly asserts that crosses between similarly-coloured flowers yield more seed than between dissimilarly-coloured; so that the yellow-flowered variety of either species (and conversely with the white-flowered variety), when crossed with pollen of its own kind, yields more seed than when crossed with that of the white variety; and so it is when differently coloured species are crossed. The general results may be seen in the Table at the

¹² 'Bastarderzeugung,' s. 87, 169.
See also the Table at the end of volume.

¹³ 'Bastarderzeugung,' s. 87, 577.

¹⁴ 'Kenntniß der Befruchtung,' s. 137; 'Bastarderzeugung,' s. 92, 181.
On mixing the two varieties from seed see s. 307.

end of his volume. In one instance he gives¹⁵ the following details; but I must premise that Gärtner, to avoid exaggerating the degree of sterility in his crosses, always compares the *maximum* number obtained from a cross with the *average* number naturally given by the pure mother-plant. The white variety of *V. lychnitis*, naturally fertilised by its own pollen, gave from an *average* of twelve capsules ninety-six good seeds in each; whilst twenty flowers fertilised with pollen from the yellow variety of this same species, gave as the *maximum* only eighty-nine good seed; so that we have the proportion of 1000 to 908, according to Gärtner's usual scale. I should have thought it possible that so small a difference in fertility might have been accounted for by the evil effects of the necessary castration; but Gärtner shows that the white variety of *V. lychnitis*, when fertilised first by the white variety of *V. blattaria*, and then by the yellow variety of this species, yielded seed in the proportion of 622 to 438; and in both these cases castration was performed. Now the sterility which results from the crossing of the differently coloured varieties of the same species, is fully as great as that which occurs in many cases when distinct species are crossed. Unfortunately Gärtner compared the results of the first unions alone, and not the sterility of the two sets of hybrids produced from the white variety of *V. lychnitis* when fertilised by the white and yellow varieties of *V. blattaria*, for it is probable that they would have differed in this respect.

Mr. J. Scott has given me the results of a series of experiments on *Verbascum*, made by him in the Botanic Gardens of Edinburgh. He repeated some of Gärtner's experiments on distinct species, but obtained only fluctuating results; some confirmatory, but the greater number contradictory; nevertheless these seem hardly sufficient to overthrow the conclusions arrived at by Gärtner from experiments tried on a much larger scale. In the second place Mr. Scott experimented on the relative fertility of unions between similarly and dissimilarly-coloured varieties of the same species. Thus he fertilised six flowers of the yellow variety of *V. lychnitis* by its own pollen, and obtained six capsules, and calling, for the sake of having a standard of comparison, the average number of good seed in each one hundred, he found that this same yellow variety, when fertilised by the white variety, yielded from seven capsules an average of ninety-four seed. On the same principle, the white variety of *V. lychnitis* by its own pollen (from six capsules), and by the pollen of the yellow variety (eight capsules), yielded seed in the proportion of 100 to 82. The yellow variety of *V. thapsus* by its own pollen (eight capsules), and by that of the white variety (only two capsules), yielded seed in the proportion of 100 to 94. Lastly, the white variety of *V. blattaria* by its own pollen (eight capsules), and by that of the yellow variety (five capsules), yielded seed in the proportion of 100 to 79. So that in every case the unions of dissimilarly-coloured varieties of the same species were less fertile than the unions of similarly-coloured varieties; when all the cases are grouped together, the difference of fertility is as 86 to 100. Some additional trials were made, and altogether thirty-six similarly-coloured unions yielded thirty-five good

¹⁵ 'Bastarderzeugung,' s. 216.

capsules; whilst thirty-five dissimilarly-coloured unions yielded only twenty-six good capsules. Besides the foregoing experiments, the purple *V. phoeniceum* was crossed by a rose-coloured and a white variety of the same species; these two varieties were also crossed together, and these several unions yielded less seed than *V. phoeniceum* by its own pollen. Hence it follows from Mr. Scott's experiments, that in the genus *Verbascum* the similarly and dissimilarly-coloured varieties of the same species behave, when crossed, like closely allied but distinct species.¹⁶

This remarkable fact of the sexual affinity of similarly-coloured varieties, as observed by Gärtner and Mr. Scott, may not be of very rare occurrence; for the subject has not been attended to by others. The following case is worth giving, partly to show how difficult it is to avoid error. Dr. Herbert¹⁷ has remarked that variously-coloured double varieties of the hollyhock (*Althæa rosea*) may be raised with certainty by seed from plants growing close together. I have been informed that nurserymen who raise seed for sale do not separate their plants; accordingly I procured seed of eighteen named varieties; of these, eleven varieties produced sixty-two plants all perfectly true to their kind; and seven produced forty-nine plants, half of which were true and half false. Mr. Masters of Canterbury has given me a more striking case; he saved seed from a great bed of twenty-four named varieties planted in closely adjoining rows, and each variety reproduced itself truly with only sometimes a shade of difference in tint. Now in the hollyhock the pollen, which is abundant, is matured and nearly all shed before the stigma of the same flower is ready to receive it;¹⁸ and as bees covered with pollen incessantly fly from plant to plant, it would appear that adjoining varieties could not escape being crossed. As, however, this does not occur, it appeared to me probable that the pollen

¹⁶ The following facts, given by Kölreuter in his 'Dritte Fortsetzung,' s. 34, 39, appear at first sight strongly to confirm Mr. Scott's and Gärtner's statements; and to a certain limited extent they do so. Kölreuter asserts, from innumerable observations, that insects incessantly carry pollen from one species and variety of *Verbascum* to another; and I can confirm this assertion; yet he found that the white and yellow varieties of *Verbascum lychnitis* often grew wild mingled together; moreover, he cultivated these two varieties in considerable numbers during four years in his garden, and they kept true by seed; but when he crossed them, they produced flowers of an intermediate tint. Hence it might have been thought that both varieties must have a stronger elective affinity for the pollen of their own variety than for that of the other; this elective affinity,

I may add, of each species for its own pollen (Kölreuter, 'Dritte Forts.,' s. 39, and Gärtner, 'Bastarderz.,' *passim*) being a perfectly well-ascertained power. But the force of the foregoing facts is much lessened by Gärtner's numerous experiments, for, differently from Kölreuter, he never once got ('Bastarderz.,' s. 307) an intermediate tint when he crossed the yellow and white flowered varieties of *Verbascum*. So that the fact of the white and yellow varieties keeping true to their colour by seed does not prove that they were not mutually fertilised by the pollen carried by insects from one to the other.

¹⁷ 'Amaryllidaceæ,' 1837, p. 366. Gärtner has made a similar observation.

¹⁸ Kölreuter first observed this fact. 'Mém. de l'Acad. St. Petersburg,' vol. iii. p. 197. See also C. K. Sprengel, 'Das Entdeckte Geheimnis,' s. 345.

of each variety was prepotent on its own stigma over that of all other varieties. But Mr. C. Turner of Slough, well known for his success in the cultivation of this plant, informs me that it is the doubleness of the flowers which prevents the bees gaining access to the pollen and stigma; and he finds that it is difficult even to cross them artificially. Whether this explanation will fully account for varieties in close proximity propagating themselves so truly by seed, I do not know.

The following cases are worth giving, as they relate to monœcious forms, which do not require, and consequently have not been injured by, castration. Girou de Buzareingues crossed what he designates three varieties of gourd,¹⁹ and asserts that their mutual fertilisation is less easy in proportion to the difference which they present. I am aware how imperfectly the forms in this group were until recently known; but Sageret,²⁰ who ranked them according to their mutual fertility, considers the three forms above alluded to as varieties, as does a far higher authority, namely, M. Naudin.²¹ Sageret²² has observed that certain melons have a greater tendency, whatever the cause may be, to keep true than others; and M. Naudin, who has had such immense experience in this group, informs me that he believes that certain varieties intercross more readily than others of the same species; but he has not proved the truth of this conclusion; the frequent abortion of the pollen near Paris being one great difficulty. Nevertheless, he has grown close together, during seven years, certain forms of *Citrullus*, which, as they could be artificially crossed with perfect facility and produced fertile offspring, are ranked as varieties; but these forms when not artificially crossed kept true. Many other varieties, on the other hand, in the same group cross with such facility, as M. Naudin repeatedly insists, that without being grown far apart they cannot be kept in the least true.

Another case, though somewhat different, may be here given, as it is highly remarkable, and is established on excellent evidence. Kölreuter minutely describes five varieties of the common tobacco,²³ which were reciprocally crossed, and the offspring were intermediate in character and as fertile as their parents: from this fact Kölreuter inferred that they are really varieties; and no one, as far as I can discover, seems to have doubted that such is the case. He also crossed reciprocally these five varieties with *N. glutinosa*, and they yielded very sterile hybrids; but those raised from the *var. perennis*, whether used as the father or mother plant, were not so sterile as the hybrids from the four other varieties.²⁴ So that the sexual

¹⁹ Namely, *Barbarines*, *Pastissons*, *Giramous*: 'Annal. des Sc. Nat.' tom. xxx., 1833, pp. 398 and 405.

²⁰ 'Mémoire sur les Cucurbitacées,' 1826, pp. 46, 55.

²¹ 'Annales des Sc. Nat.' 4th series, tom. vi. M. Naudin considers these forms as undoubtedly varieties of *Cucurbita pepo*.

²² 'Mém. Cucurb.' p. 8.

²³ 'Zweite Forts.' s. 53, namely, *Nicotiana major vulgaris*; (2) *perennis*;

(3) *Transylvanica*; (4) a sub-var. of the last; (5) *major latifol. fl. alb.*

²⁴ Kölreuter was so much struck with this fact that he suspected that a little pollen of *N. glutinosa* in one of his experiments might have accidentally got mingled with that of *var. perennis*, and thus aided its fertilising power. But we now know conclusively from Gärtner ('Busterderz.' s. 34, 43) that two kinds of pollen never act *conjunctly* on a third species; still less will the pollen of a

capacity of this one variety has certainly been in some degree modified, so as to approach in nature that of *N. glutinosa*.²⁵

These facts with respect to plants show that in some few cases certain varieties have had their sexual powers so far modified, that they cross together less readily and yield less seed than other varieties of the same species. We shall presently see that the sexual functions of most animals and plants are eminently liable to be affected by the conditions of life to which they are exposed; and hereafter we shall briefly discuss the conjoint bearing of this and other facts on the difference in fertility between crossed varieties and crossed species.

Domestication eliminates the tendency to Sterility which is general with Species when crossed.

This hypothesis was first propounded by Pallas,²⁶ and has been adopted by several authors. I can find hardly any direct facts in its support; but unfortunately no one has compared, in the case of either animals or plants, the fertility of anciently domesticated varieties, when crossed with a distinct species, with that of the wild parent-species when similarly crossed. No one has compared, for instance, the fertility of *Gallus bankiva* and of the domesticated fowl, when crossed with a distinct species of Gallus or Phasianus; and the

distinct species, mingled with a plant's own pollen, if the latter be present in sufficient quantity, have any effect. The sole effect of mingling two kinds of pollen is to produce in the same capsule seeds which yield plants, some taking after the one and some after the other parent.

²⁵ Mr. Scott has made some observations on the absolute sterility of a purple and white primrose (*Primula vulgaris*) when fertilised by pollen from the common primrose ('Journal of Proc. of Linn. Soc.,' vol. viii., 1864, p. 98); but these observations require confirmation. I misad a number of purple-flowered long-styled seedlings from seed kindly sent me by Mr. Scott, and, though they were all in some degree sterile, they were much more fertile with pollen taken from the common primrose than with their own

pollen. Mr. Scott has likewise described a red equal-styled cowslip (*P. veris*, idem, p. 106), which was found by him to be highly sterile when crossed with the common cowslip; but this was not the case with several equal-styled red seedlings raised by me from his plant. This variety of the cowslip presents the remarkable peculiarity of combining male organs in every respect like those of the short-styled form, with female organs resembling in function and partly in structure those of the long-styled form; so that we have the singular anomaly of the two forms combined in the same flower. Hence it is not surprising that these flowers should be spontaneously self-fertile in a high degree.

²⁶ 'Act. Acad. St. Petersburg,' 1780, part ii., pp. 84, 100.

experiment would in all cases be surrounded by many difficulties. Dureau de la Malle, who has so closely studied classical literature, states²⁷ that in the time of the Romans the common mule was produced with more difficulty than at the present day; but whether this statement may be trusted I know not. A much more important, though somewhat different, case is given by M. Groenland,²⁸ namely, that plants, known from their intermediate character and sterility to be hybrids between *Ægilops* and wheat, have perpetuated themselves under culture since 1857, with a rapid but varying increase of fertility in each generation. In the fourth generation the plants, still retaining their intermediate character, had become as fertile as common cultivated wheat.

The indirect evidence in favour of the Pallasian doctrine appears to me to be extremely strong. In the earlier chapters I have attempted to show that our various breeds of dogs are descended from several wild species; and this probably is the case with sheep. There can no longer be any doubt that the Zebu or humped Indian ox belongs to a distinct species from European cattle: the latter, moreover, are descended from two or three forms, which may be called either species or wild races, but which co-existed in a state of nature and kept distinct. We have good evidence that our domesticated pigs belong to at least two specific types, *S. scrofa* and *Indica*, which probably lived together in a wild state in South-eastern Europe. Now, a widely-extended analogy leads to the belief that if these several allied species, in the wild state or when first reclaimed, had been crossed, they would have exhibited, both in their first unions and in their hybrid offspring, some degree of sterility. Nevertheless the several domesticated races descended from them are now all, as far as can be ascertained, perfectly fertile together. If this reasoning be trustworthy, and it is apparently sound, we must admit the Pallasian doctrine that long-continued domestication tends to eliminate that sterility which is natural to species when crossed in their aboriginal state.

²⁷ 'Annales des Sc. Nat.,' tom. xxi. (1st series), p. 61.

²⁸ 'Bull. Bot. Soc. de France,' Dec. 27th, 1861, tom. viii. p. 612.

On increased Fertility from Domestication and Cultivation.

Increased fertility from domestication, without any reference to crossing, may be here briefly considered. This subject bears indirectly on two or three points connected with the modification of organic beings. As Buffon long ago remarked,²⁹ domestic animals breed oftener in the year and produce more young at a birth than wild animals of the same species; they, also, sometimes breed at an earlier age. The case would hardly have deserved further notice, had not some authors lately attempted to show that fertility increases and decreases in an inverse ratio with the amount of food. This strange doctrine has apparently arisen from individual animals when supplied with an inordinate quantity of food, and from plants of many kinds when grown on excessively rich soil, as on a dunghill, becoming sterile; but to this latter point I shall have occasion presently to return. With hardly an exception, our domesticated animals, which have long been habituated to a regular and copious supply of food, without the labour of searching for it, are more fertile than the corresponding wild animals. It is notorious how frequently cats and dogs breed, and how many young they produce at a birth. The wild rabbit is said generally to breed four times yearly, and to produce from four to eight young; the tame rabbit breeds six or seven times yearly, and produces from four to eleven young. The ferret, though generally so closely confined, is more prolific than its supposed wild prototype. The wild sow is remarkably prolific, for she often breeds twice in the year, and produces from four to eight and sometimes even twelve young at a birth; but the domestic sow regularly breeds twice a year, and would breed oftener if permitted; and a sow that produces less than eight at a birth "is worth little, and the sooner she is fattened for the butcher the better." The amount of food affects the fertility even of the same individual: thus sheep, which on mountains never produce more than one lamb at a birth, when brought

²⁹ Quoted by Isid. Geoffroy St. Hilaire, 'Hist. Naturelle Générale,' tom. iii. p. 476. Since this MS. has been sent to press a full discussion on the present

subject has appeared in Mr. Herbert Spencer's 'Principles of Biology,' vol. ii. 1867, p. 457 *et seq.*

down to lowland pastures frequently bear twins. This difference apparently is not due to the cold of the higher land, for sheep and other domestic animals are said to be extremely prolific in Lapland. Hard living, also, retards the period at which animals conceive; for it has been found disadvantageous in the northern islands of Scotland to allow cows to bear calves before they are four years old.³⁰

Birds offer still better evidence of increased fertility from domestication: the hen of the wild *Gallus bankiva* lays from six to ten eggs, a number which would be thought nothing of with the domestic hen. The wild duck lays from five to ten eggs; the tame one in the course of the year from eighty to one hundred. The wild grey-lag goose lays from five to eight eggs; the tame from thirteen to eighteen, and she lays a second time; as Mr. Dixon has remarked, "high-feeding, care, and moderate warmth induce a habit of prolificacy which becomes in some measure hereditary." Whether the semi-domesticated dovecot pigeon is more fertile than the wild rock-pigeon, *C. livia*, I know not; but the more thoroughly domesticated breeds are nearly twice as fertile as dovecofts: the latter, however, when caged and highly fed, become equally fertile with house pigeons. The peahen alone of domesticated birds is rather more fertile, according to some accounts, when wild in its native Indian home, than when domesticated in Europe and exposed to our much colder climate.³¹

With respect to plants, no one would expect wheat to tiller more, and each ear to produce more grain, in poor than in rich soil; or to get in poor soil a heavy crop of peas or beans. Seeds vary so much in number

³⁰ For cats and dogs, &c., see Beltinger, in 'Annal. des Sc. Nat.,' 2nd series, Zoolog., tom. xii. p. 155. For ferrets, Bechstein, 'Naturgeschichte Deutschlands,' Band i., 1801, s. 786, 795. For rabbits, ditto, s. 1123, 1131; and Bronn's 'Geschichte der Natur,' B. ii. s. 99. For mountain sheep, ditto, s. 102. For the fertility of the wild sow, see Bechstein's 'Naturgesch. Deutschlands,' B. i., 1801, s. 534; for the domestic pig, Sidney's edit. of Youatt on the Pig, 1860, p. 62. With respect to Lapland, see Acerbi's 'Travels to the North Cape,' Eng. transl., vol. ii. p. 222. About the Highland cows, see Hogg on Sheep, p. 263.

³¹ For the eggs of *Gallus bankiva*, see Blyth, in 'Annals and Mag. of Nat. Hist.,' 2nd series, vol. i., 1848, p. 456. For wild and tame ducks, Macgillivray,

'British Birds,' vol. v. p. 37; and 'Die Enten,' s. 87. For wild geese, L. Lloyd, 'Scandinavian Adventures,' vol. ii. 1854, p. 413; and for tame geese, 'Ornamental Poultry,' by Rev. E. S. Dixon, p. 139. On the breeding of pigeons, Pistor, 'Das Ganze der Taubenucht,' 1831, s. 46; and Boitard and Corbié, 'Les Pigeons,' p. 158. With respect to peacocks, according to Temminck ('Hist. Nat. Gén. des Pigeons,' &c., 1813, tom. ii. p. 41), the hen lays in India even as many as twenty eggs; but according to Jerdon and another writer (quoted in Tegetmeier's 'Poultry Book,' 1866, pp. 280, 282), she there lays only from four to nine or ten eggs: in England she is said, in the 'Poultry Book,' to lay five or six, but another writer says from eight to twelve eggs.

that it is difficult to estimate them; but on comparing beds of carrots saved for seed in a nursery garden with wild plants, the former seemed to produce about twice as much seed. Cultivated cabbages yielded thrice as many pods by measure as wild cabbages from the rocks of South Wales. The excess of berries produced by the cultivated *Asparagus* in comparison with the wild plant is enormous. No doubt many highly cultivated plants, such as pears, pineapples, bananas, sugar-cane, &c., are nearly or quite sterile; and I am inclined to attribute this sterility to excess of food and to other unnatural conditions; but to this subject I shall presently recur.

In some cases, as with the pig, rabbit, &c., and with those plants which are valued for their seed, the direct selection of the more fertile individuals has probably much increased their fertility; and in all cases this may have occurred indirectly, from the better chance of the more numerous offspring produced by the more fertile individuals having survived. But with cats, ferrets, and dogs, and with plants like carrots, cabbages, and asparagus, which are not valued for their prolificacy, selection can have played only a subordinate part; and their increased fertility must be attributed to the more favourable conditions of life under which they have long existed.

CHAPTER XVII.

ON THE GOOD EFFECTS OF CROSSING, AND ON THE EVIL
EFFECTS OF CLOSE INTERBREEDING.

DEFINITION OF CLOSE INTERBREEDING — AUGMENTATION OF MORBID TENDENCIES — GENERAL EVIDENCE ON THE GOOD EFFECTS DERIVED FROM CROSSING, AND ON THE EVIL EFFECTS FROM CLOSE INTERBREEDING — CATTLE, CLOSELY INTERBRED; HALF-WILD CATTLE LONG KEPT IN THE SAME PASTURES — SHEEP — FALLOW-DEER — DOGS — RABBITS — PIGS — MAN, ORIGIN OF HIS ABHORRENCE OF INCESTUOUS MARRIAGES — FOWLS — PIGEONS — BEEHIVES — PLANTS, GENERAL CONSIDERATIONS ON THE BENEFITS DERIVED FROM CROSSING — MELONS, FRUIT-TREES, PEAS, CABBAGES, WHEAT, AND FOREST-TREES — ON THE INCREASED SIZE OF HYBRID PLANTS, NOT EXCLUSIVELY DUE TO THEIR STERILITY — ON CERTAIN PLANTS WHICH EITHER NORMALLY OR ABNORMALLY ARE SELF-IMPOTENT, BUT ARE FERTILE, BOTH ON THE MALE AND FEMALE SIDE, WHEN CROSSED WITH DISTINCT INDIVIDUALS EITHER OF THE SAME OR ANOTHER SPECIES — CONCLUSION.

THE gain in constitutional vigour, derived from an occasional cross between individuals of the same variety, but belonging to distinct families, or between distinct varieties, has not been so largely or so frequently discussed, as have the evil effects of too close interbreeding. But the former point is the more important of the two, inasmuch as the evidence is more decisive. The evil results from close interbreeding are difficult to detect, for they accumulate slowly, and differ much in degree with different species; whilst the good effects which almost invariably follow a cross are from the first manifest. It should, however, be clearly understood that the advantage of close interbreeding, as far as the retention of character is concerned, is indisputable, and often outweighs the evil of a slight loss of constitutional vigour. In relation to the subject of domestication, the whole question is of some importance, as too close interbreeding interferes with the improvement of old races, and especially with the formation of new ones. It is important as indirectly bearing on Hybridism; and perhaps on the extinction of species, when any form has become so rare that only a few individuals

remain within a confined area. It bears in an important manner on the influence of free intercrossing, in obliterating individual differences, and thus giving uniformity of character to the individuals of the same race or species; for if additional vigour and fertility be thus gained, the crossed offspring will multiply and prevail, and the ultimate result will be far greater than otherwise would have occurred. Lastly, the question is of high interest, as bearing on mankind. Hence I shall discuss this subject at full length. As the facts which prove the evil effects of close interbreeding are more copious, though less decisive, than those on the good effects of crossing, I shall, under each group of beings, begin with the former.

There is no difficulty in defining what is meant by a cross; but this is by no means easy in regard to "breeding in and in" or "too close interbreeding," because, as we shall see, different species of animals are differently affected by the same degree of interbreeding. The pairing of a father and daughter, or mother and son, or brothers and sisters, if carried on during several generations, is the closest possible form of interbreeding. But some good judges, for instance Sir J. Sebright, believe that the pairing of a brother and sister is closer than that of parents and children; for when the father is matched with his daughter he crosses, as is said, with only half his own blood. The consequences of close interbreeding carried on for too long a time, are, as is generally believed, loss of size, constitutional vigour, and fertility, sometimes accompanied by a tendency to malformation. Manifest evil does not usually follow from pairing the nearest relations for two, three, or even four generations; but several causes interfere with our detecting the evil—such as the deterioration being very gradual, and the difficulty of distinguishing between such direct evil and the inevitable augmentation of any morbid tendencies which may be latent or apparent in the related parents. On the other hand, the benefit from a cross, even when there has not been any very close interbreeding, is almost invariably at once conspicuous. There is reason to believe, and this was the opinion of that most experienced observer Sir J. Sebright,¹ that the evil effects of close interbreeding may be checked by the related individuals

¹ 'The Art of Improving the Breed, &c.,' 1809, p. 16.

being separated during a few generations and exposed to different conditions of life.

That evil directly follows from any degree of close interbreeding has been denied by many persons; but rarely by any practical breeder; and never, as far as I know, by one who has largely bred animals which propagate their kind quickly. Many physiologists attribute the evil exclusively to the combination and consequent increase of morbid tendencies common to both parents: that this is an active source of mischief there can be no doubt. It is unfortunately too notorious that men and various domestic animals endowed with a wretched constitution, and with a strong hereditary disposition to disease, if not actually ill, are fully capable of procreating their kind. Close interbreeding, on the other hand, induces sterility; and this indicates something quite distinct from the augmentation of morbid tendencies common to both parents. The evidence immediately to be given convinces me that it is a great law of nature, that all organic beings profit from an occasional cross with individuals not closely related to them in blood; and that, on the other hand, long-continued close interbreeding is injurious.

Various general considerations have had much influence in leading me to this conclusion; but the reader will probably rely more on special facts and opinions. The authority of experienced observers, even when they do not advance the grounds of their belief, is of some little value. Now almost all men who have bred many kinds of animals and have written on the subject, such as Sir J. Sebright, Andrew Knight, &c.,² have expressed the strongest conviction on the impossibility of long-continued close interbreeding. Those who have compiled works on agriculture, and have associated much with breeders, such as the sagacious Youatt, Low, &c., have strongly declared their opinion to the same effect. Prosper Lucas, trusting largely to French authorities, has come to a similar conclusion. The distinguished German agriculturist Hermann von Nathusius, who has written the most able treatise on this subject which I have met with, concurs; and as I shall have to quote from

² For Andrew Knight, see A. Walker, on 'Intermarriage,' 1838, p. 227. Sir J. Sebright's Treatise has just been quoted.

this treatise, I may state that Nathusius is not only intimately acquainted with works on agriculture in all languages, and knows the pedigrees of our British breeds better than most Englishmen, but has imported many of our improved animals, and is himself an experienced breeder.

Evidence of the evil effects of close interbreeding can most readily be acquired in the case of animals, such as fowls, pigeons, &c., which propagate quickly, and, from being kept in the same place, are exposed to the same conditions. Now I have inquired of very many breeders of these birds, and I have hitherto not met with a single man who was not thoroughly convinced that an occasional cross with another strain of the same sub-variety was absolutely necessary. Most breeders of highly-improved or fancy birds value their own strain, and are most unwilling, at the risk, in their opinion, of deterioration, to make a cross. The purchase of a first-rate bird of another strain is expensive, and exchanges are troublesome; yet all breeders, as far as I can hear, excepting those who keep large stocks at different places for the sake of crossing, are driven after a time to take this step.

Another general consideration which has had great influence on my mind is, that with all hermaphrodite animals and plants, which it might have been thought would have perpetually fertilised themselves, and thus have been subjected for long ages to the closest interbreeding, there is no single species, as far as I can discover, in which the structure ensures self-fertilisation. On the contrary, there are in a multitude of cases, as briefly stated in the fifteenth chapter, manifest adaptations which favour or inevitably lead to an occasional cross between one hermaphrodite and another of the same species; and these adaptive structures are utterly purposeless, as far as we can see, for any other end.

With *Cattle* there can be no doubt that extremely close interbreeding may be long carried on, advantageously with respect to external characters and with no manifestly apparent evil as far as constitution is concerned. The same remark is applicable to sheep. Whether these animals have gradually been rendered less susceptible than others to this evil, in order to permit them to live in herds,—a habit which leads the old and vigorous males to expel all intruders, and in consequence often to pair with their own daughters, I will not pretend to decide. The case of Bakewell's Longhorns, which were closely interbred for a long period, has often been

quoted; yet Youatt says² the breed "had acquired a delicacy of constitution inconsistent with common management," and "the propagation of the species was not always certain." But the Shorthorns offer the most striking case of close interbreeding; for instance, the famous bull Favourite (who was himself the offspring of a half-brother and sister from Foljambe) was matched with his own daughter, granddaughter, and great-granddaughter; so that the produce of this last union, or the great-great-granddaughter, had 15-16ths, or 93·75 per cent. of the blood of Favourite in her veins. This cow was matched with the bull Wellington, having 62·5 per cent. of Favourite blood in his veins, and produced Clarissa; Clarissa was matched with the bull Lancaster, having 68·75 of the same blood, and she yielded valuable offspring.⁴ Nevertheless Collings, who reared these animals, and was a strong advocate for close breeding, once crossed his stock with a Galloway, and the cows from this cross realised the highest prices. Bates's herd was esteemed the most celebrated in the world. For thirteen years he bred most closely in and in; but during the next seventeen years, though he had the most exalted notion of the value of his own stock, he thrice infused fresh blood into his herd: it is said that he did this, not to improve the form of his animals, but on account of their lessened fertility. Mr. Bates's own view, as given by a celebrated breeder,⁵ was, that "to breed in and in from a bad stock was ruin and devastation; yet that the practice may be safely followed within certain limits when the parents so related are descended from first-rate animals." We thus see that there has been extremely close interbreeding with Shorthorns; but Nathusius, after the most careful study of their pedigrees, says that he can find no instance of a breeder who has strictly followed this practice during his whole life. From this study and his own experience, he concludes that close interbreeding is necessary to ennoble the stock; but that in effecting this the greatest care is necessary, on account of the tendency to infertility and weakness. It may be added, that another high authority⁶ asserts that many more calves are born cripples from Shorthorns than from other and less closely interbred races of cattle.

Although by carefully selecting the best animals (as Nature effectually does by the law of battle) close interbreeding may be long carried on with cattle, yet the good effects of a cross between almost any two breeds is at once shown by the greater size and vigour of the offspring; as Mr. Spooner writes to me, "crossing distinct breeds certainly improves cattle for the butcher." Such crossed animals are of course of no value to the breeder; but they have been raised during many years in several

² 'Cattle,' p. 199.

⁴ Nathusius, 'Ueber Shorthorn Rindvieh,' 1857, s. 71: see also 'Gardener's Chronicle,' 1860, p. 270. Many analogous cases are given in a pamphlet recently published by Mr. C. Macknight and Dr. H. Madden, 'On the True Principles of Breeding;' Melbourne,

Australia, 1865.

⁵ Mr. Willoughby Wood, in 'Gardener's Chronicle,' 1855, p. 411; and 1860, p. 270. See the very clear tables and pedigrees given in Nathusius' 'Rindvieh,' s. 72-77.

⁶ Mr. Wright, 'Journal of Royal Agricult. Soc.,' vol. vii., 1846, p. 204.

parts of England to be slaughtered;⁷ and their merit is now so fully recognised, that at fat-cattle shows a separate class has been formed for their reception. The best fat ox at the great show at Islington in 1862 was a crossed animal.

The half-wild cattle, which have been kept in British parks probably for 400 or 500 years, or even for a longer period, have been advanced by Culley and others as a case of long-continued interbreeding within the limits of the same herd without any consequent injury. With respect to the cattle at Chillingham, the late Lord Tankerville owned that they were bad breeders.⁸ The agent, Mr. Hardy, estimates (in a letter to me, dated May, 1861) that in the herd of about fifty the average number annually slaughtered, killed by fighting, and dying, is about ten, or one in five. As the herd is kept up to nearly the same average number, the annual rate of increase must be likewise about one in five. The bulls, I may add, engage in furious battles, of which battles the present Lord Tankerville has given me a graphic description, so that there will always be rigorous selection of the most vigorous males. I procured in 1855 from Mr. D. Gardner, agent to the Duke of Hamilton, the following account of the wild cattle kept in the Duke's park in Lanarkshire, which is about 200 acres in extent. The number of cattle varies from sixty-five to eighty; and the number annually killed (I presume by all causes) is from eight to ten; so that the annual rate of increase can hardly be more than one in six. Now in South America, where the herds are half-wild, and therefore offer a nearly fair standard of comparison, according to Azara the natural increase of the cattle on an estancia is from one-third to one-fourth of the total number, or one in between three and four; and this, no doubt, applies exclusively to adult animals fit for consumption. Hence the half-wild British cattle which have long interbred within the limits of the same herd are relatively far less fertile. Although in an unenclosed country like Paraguay there must be some crossing between the different herds, yet even there the inhabitants believe that the occasional introduction of animals from distant localities is necessary to prevent "degeneration in size and diminution of fertility."⁹ The decrease in size from ancient times in the Chillingham and Hamilton cattle must have been prodigious, for Professor Rüttimeyer has shown that they are almost certainly the descendants of the gigantic *Bos primigenius*. No doubt this decrease in size may be largely attributed to less favourable conditions of life; yet animals roaming over large parks, and fed during severe winters, can hardly be considered as placed under very unfavourable conditions.

With *Sheep* there has often been long-continued interbreeding within the limits of the same flock; but whether the nearest relations have been matched so frequently as in the case of Shorthorn cattle, I do not know. The Messrs. Brown during fifty years have never infused fresh blood into their excellent flock of Leicesters. Since 1810 Mr. Barford has acted on the same principle with the Fosote flock. He asserts that half a century

⁷ Youatt on Cattle, p. 202.

⁸ Report British Assoc., Zoolog. Sect., 1838.

⁹ Azara, 'Quadrupèdes du Paraguay,' tom. ii. pp. 354, 368.

of experience has convinced him that when two nearly related animals are quite sound in constitution, in-and-in breeding does not induce degeneracy; but he adds that he "does not pride himself on breeding from the nearest affinities." In France the Naz flock has been bred for sixty years without the introduction of a single strange ram.¹⁰ Nevertheless, most great breeders of sheep have protested against close interbreeding prolonged for too great a length of time.¹¹ The most celebrated of recent breeders, Jonas Webb, kept five separate families to work on, thus "retaining the requisite distance of relationship between the sexes."¹²

Although by the aid of careful selection the near interbreeding of sheep may be long continued without any manifest evil, yet it has often been the practice with farmers to cross distinct breeds to obtain animals for the butcher, which plainly shows that good is derived from this practice. Mr. Spooner sums up his excellent Essay on Crossing by asserting that there is a direct pecuniary advantage in judicious cross-breeding, especially when the male is larger than the female. A former celebrated breeder, Lord Somerville, distinctly states that his half-breeds from Ryelands and Spanish sheep were larger animals than either the pure Ryelands or pure Spanish sheep.¹³

As some of our British parks are ancient, it occurred to me that there must have been long-continued close interbreeding with the fallow deer (*Cervus dama*) kept in them; but on inquiry I find that it is a common practice to infuse new blood by procuring bucks from other parks. Mr. Shirley,¹⁴ who has carefully studied the management of deer, admits that in some parks there has been no admixture of foreign blood from a time beyond the memory of man. But he concludes "that in the end "the constant breeding in-and-in is sure to tell to the disadvantage of "the whole herd, though it may take a very long time to prove it; "moreover, when we find, as is very constantly the case, that the introduction of fresh blood has been of the very greatest use to deer, both "by improving their size and appearance, and particularly by being of "service in removing the taint of 'rickback,' if not of other diseases, to "which deer are sometimes subject when the blood has not been "changed, there can, I think, be no doubt but that a judicious cross "with a good stock is of the greatest consequence, and is indeed essential, "sooner or later, to the prosperity of every well-ordered park."

Mr. Meynell's famous foxhounds have been adduced, as showing that no ill effects follow from close interbreeding; and Sir J. Sebright ascertained from him that he frequently bred from father and daughter, mother and

¹⁰ For the case of the Messrs. Brown, see 'Gard. Chronicle,' 1855, p. 26. For the Foscoote flock, 'Gard. Chron.,' 1860, p. 416. For the Naz flock, 'Bull. de la Soc. d'Acclimat.,' 1860, p. 477.

¹¹ Nathusius, 'Rindvieh,' s. 65; Youatt on Sheep, p. 495.

¹² 'Gard. Chronicle,' 1861, p. 631.

¹³ Lord Somerville, 'Facts on Sheep

and Husbandry,' p. 6. Mr. Spooner, in 'Journal of Royal Agricult. Soc. of England,' vol. xx., part ii. See also an excellent paper on the same subject in 'Gard. Chronicle,' 1860, p. 321, by Mr. Charles Howard.

¹⁴ 'Some Account of English Deer Parks,' by Evelyn P. Shirley, 1867.

son, and sometimes even from brothers and sisters. Sir J. Sobright, however, declares,¹⁵ that by breeding *in-and-in*, by which he means matching brothers and sisters, he has actually seen strong spaniels become weak and diminutive lapdogs. The Rev. W. D. Fox has communicated to me the case of a small lot of bloodhounds, long kept in the same family, which had become very bad breeders, and nearly all had a bony enlargement in the tail. A single cross with a distinct strain of bloodhounds restored their fertility, and drove away the tendency to malformation in the tail. I have heard the particulars of another case with bloodhounds, in which the female had to be held to the male. Considering how rapid is the natural increase of the dog, it is difficult to understand the high price of most highly improved breeds, which almost implies long-continued close interbreeding, except on the belief that this process lessens fertility and increases liability to distemper and other diseases. A high authority, Mr. Scrope, attributes the rarity and deterioration in size of the Scotch deerhound (the few individuals now existing throughout the country being all related) in large part to close interbreeding.

With all highly-bred animals there is more or less difficulty in getting them to procreate quickly, and all suffer much from delicacy of constitution; but I do not pretend that these effects ought to be wholly attributed to close interbreeding. A great judge of rabbits¹⁶ says, "the long-eared does are often too highly bred or forced in their youth to be of much value as breeders, often turning out barren or bad mothers." Again: "Very long-eared bucks will also sometimes prove barren." These highly-bred rabbits often desert their young, so that it is necessary to have nurse-rabbits.

With *Pigs* there is more unanimity amongst breeders on the evil effects of close interbreeding than, perhaps, with any other large animal. Mr. Druce, a great and successful breeder of the Improved Oxfordshires (a crossed race), writes, "without a change of boars of a different tribe, but of the same breed, constitution cannot be preserved." Mr. Fisher Hobbs, the raiser of the celebrated Improved Essex breed, divided his stock into three separate families, by which means he maintained the breed for more than twenty years, "by judicious selection from the *three distinct families*."¹⁷ Lord Western was the first importer of a Neapolitan boar and sow. "From this pair he bred *in-and-in*, until the breed was in danger of becoming extinct, a sure result (as Mr. Sidney remarks) of *in-and-in* breeding." Lord Western then crossed his Neapolitan pigs with the old Essex, and made the first great step towards the Improved Essex breed. Here is a more interesting case. Mr. J. Wright, well known as a breeder, crossed¹⁸ the same boar with the daughter, granddaughter, and great-granddaughter, and so on for seven generations. The result was, that in many instances the offspring failed to breed; in others they produced few that lived; and of the latter many were idiotic, without sense

¹⁵ 'The Art of Improving the Breed,' &c., p. 13. With respect to Scotch deer-hounds, see Scrope's 'Art of Deer Stalking,' pp. 350-353.

¹⁶ 'Cottage Gardener,' 1861, p. 327.

¹⁷ Sidney's edit. of Youatt on the Pig, 1860, p. 30; p. 33, quotation from Mr. Druce; p. 29, on Lord Western's case.

¹⁸ 'Journal, Royal Agricult. Soc. of England,' 1846, vol. vii. p. 205.

even to suck, and when attempting to move could not walk straight. Now it deserves especial notice, that the two last sows produced by this long course of interbreeding were sent to other boars, and they bore several litters of healthy pigs. The best sow in external appearance produced during the whole seven generations was one in the last stage of descent; but the litter consisted of this one sow. She would not breed to her sire, yet bred at the first trial to a stranger in blood. So that, in Mr. Wright's case, long-continued and extremely close interbreeding did not affect the external form or merit of the young; but with many of them the general constitution and mental powers, and especially the reproductive functions, were seriously affected.

Nathusius gives¹⁹ an analogous and even more striking case: he imported from England a pregnant sow of the large Yorkshire breed, and bred the product closely in-and-in for three generations: the result was unfavourable, as the young were weak in constitution, with impaired fertility. One of the latest sows, which he esteemed a good animal, produced, when paired with her own uncle (who was known to be productive with sows of other breeds), a litter of six, and a second time a litter of only five weak young pigs. He then paired this sow with a boar of a small black breed, which he had likewise imported from England, and which boar, when matched with sows of his own breed, produced from seven to nine young: now, the sow of the large breed, which was so unproductive when paired with her own uncle, yielded to the small black boar, in the first litter twenty-one, and in the second litter eighteen young pigs; so that in one year she produced thirty-nine fine young animals!

As in the case of several other animals already mentioned, even when no injury is perceptible from moderately close interbreeding, yet, to quote the words of Mr. Coate, a most successful breeder (who five times won the annual gold medal of the Smithfield Club Show for the best pen of pigs), "Crosses answer well for profit to the farmer, as you get more constitution and quicker growth; but for me, who sell a great number of pigs for breeding purposes, I find it will not do, as it requires many years to get anything like purity of blood again."²⁰

Before passing on to Birds, I ought to refer to man, though I am unwilling to enter on this subject, as it is surrounded by natural prejudices. It has moreover been discussed by various authors under many points of view.²¹ Mr. Tylor²² has shown

¹⁹ 'Ueber Rindvieh,' &c., s. 78.

²⁰ Sidney on the Pig, p. 36. See also note, p. 34. Also Richardson on the Pig, 1847, p. 26.

²¹ Dr. Dally has published an excellent article (translated in the 'Anthropolog. Review,' May, 1864, p. 65), criticising all writers who have maintained that evil follows from consanguineous marriages. No doubt on this side of the question many advocates

have injured their cause by inaccuracies: thus it has been stated (Devay, 'Du Danger des Mariages,' &c., 1862, p. 141) that the marriages of cousins have been prohibited by the legislature of Ohio; but I have been assured, in answer to inquiries made in the United States, that this statement is a mere fable.

²² See his most interesting work on the 'Early History of Man,' 1865, chap. x.

that with widely different races, in the most distant quarters of the world, marriages between relations—even between distant relations—have been strictly prohibited. A few exceptional cases can be specified, especially with royal families; and these have been enlarged on in a learned article²³ by Mr. W. Adam, and formerly in 1828 by Hofacker. Mr. Tylor is inclined to believe that the almost universal prohibition of closely-related marriages has arisen from their evil effects having been observed, and he ingeniously explains some apparent anomalies in the prohibition not extending equally to the relations on both the male and female side. He admits, however, that other causes, such as the extension of friendly alliances, may have come into play. Mr. W. Adam, on the other hand, concludes that related marriages are prohibited and viewed with repugnance from the confusion which would thus arise in the descent of property, and from other still more recondite reasons; but I cannot accept this view, seeing that the savages of Australia and South America,²⁴ who have no property to bequeath or fine moral feelings to confuse, hold the crime of incest in abhorrence.

It would be interesting to know, if it could be ascertained, as throwing light on this question with respect to man, what occurs with the higher anthropomorphous apes—whether the young males and females soon wander away from their parents, or whether the old males become jealous of their sons and expel them, or whether any inherited instinctive feeling, from being beneficial, has been generated, leading the young males and females of the same family to prefer pairing with distinct families, and to dislike pairing with each other. A considerable body of evidence has already been advanced, showing that the offspring from parents which are not related are more vigorous and fertile than those from parents which are closely related; hence any slight feeling, arising from the sexual excitement of novelty or other cause, which led to the former rather than to the latter unions, would be augmented through natural selection, and thus might become instinctive; for those individuals which had an innate preference of this kind would increase in number. It seems more probable, that degraded savages should

²³ On Consanguinity in Marriage, in the 'Fortnightly Review,' 1865, p. 710; Hofacker, 'Ueber die Eigenschaften,' &c.

²⁴ Sir G. Grey's 'Journal of Expeditions into Australia,' vol. ii. p. 243; and Dobrzhoffer, 'On the Abipones of South America.'

thus unconsciously have acquired their dislike and even abhorrence of incestuous marriages, rather than that they should have discovered by reasoning and observation the evil results. The abhorrence occasionally failing is no valid argument against the feeling being instinctive, for any instinct may occasionally fail or become vitiated, as sometimes occurs with parental love and the social sympathies. In the case of man, the question whether evil follows from close interbreeding will probably never be answered by direct evidence, as he propagates his kind so slowly and cannot be subjected to experiment; but the almost universal practice of all races at all times of avoiding closely-related marriages is an argument of considerable weight; and whatever conclusion we arrive at in regard to the higher animals may be safely extended to man.

Turning now to Birds: in the case of the *Fowl* a whole array of authorities could be given against too close interbreeding. Sir J. Sebright positively asserts that he made many trials, and that his fowls, when thus treated, became long in the legs, small in the body, and bad breeders.²⁵ He produced the famous Sebright Bantams by complicated crosses, and by breeding in-and-in; and since his time there has been much close interbreeding with these Bantams; and they are now notoriously bad breeders. I have seen Silver Bantams, directly descended from his stock, which had become almost as barren as hybrids; for not a single chicken had been that year hatched from two full nests of eggs. Mr. Hewitt says that with these Bantams the sterility of the male stands, with rare exceptions, in the closest relation with their loss of certain secondary male characters: he adds, "I have noticed, as a general rule, that even the slightest deviation from feminine character in the tail of the male Sebright—say the elongation by only half an inch of the two principal tail-feathers—brings with it improved probability of increased fertility."²⁶

Mr. Wright states²⁷ that Mr. Clark, "whose fighting-cocks were so notorious, continued to breed from his own kind till they lost their position to fight, but stood to be cut up without making any resistance, and were so reduced in size as to be under those weights required for the best prizes; but on obtaining a cross from Mr. Leighton, they again resumed their former courage and weight." It should be borne in mind that game-cocks before they fought were always weighed, so that nothing was left to the imagination about any reduction or increase of

²⁵ 'The Art of Improving the Breed,' p. 13.

²⁶ 'The Poultry Book,' by W. B. Tegetmeier, 1866, p. 245.

²⁷ 'Journal Royal Agricult. Soc.' 1846, vol. vii. p. 205; see also Ferguson on the Fowl, pp. 83, 317; see also 'The

Poultry Book,' by Tegetmeier, 1866, p. 135, with respect to the extent to which cock-fighters found that they could venture to breed in-and-in, viz., occasionally a hen with her own son; "but they were cautious not to repent the in-and-in breeding."

weight. Mr. Clark does not seem to have bred from brothers and sisters, which is the most injurious kind of union; and he found, after repeated trials, that there was a greater reduction in weight in the young from a father paired with his daughter, than from a mother with her son. I may add that Mr. Eyton, of Eyton, the well-known ornithologist, who is a large breeder of Grey Dorkings, informs me that they certainly diminish in size, and become less prolific, unless a cross with another strain is occasionally obtained. So it is with Malays, according to Mr. Hewitt, as far as size is concerned.²⁸

An experienced writer²⁹ remarks that the same amateur, as is well known, seldom long maintains the superiority of his birds; and this, he adds, undoubtedly is due to all his stock "being of the same blood;" hence it is indispensable that he should occasionally procure a bird of another strain. But this is not necessary with those who keep a stock of fowls at different stations. Thus, Mr. Ballance, who has bred Malays for thirty years, and has won more prizes with these birds than any other fancier in England, says that breeding in-and-in does not necessarily cause deterioration; "but all depends upon how this is managed." "My plan" has been to keep about five or six distinct runs, and to rear about "two hundred or three hundred chickens each year, and select the best" birds from each run for crossing. I thus secure sufficient crossing to "prevent deterioration."³⁰

We thus see that there is almost complete unanimity with poultry-breeders that, when fowls are kept at the same place, evil quickly follows from interbreeding carried on to an extent which would be disregarded in the case of most quadrupeds. On the other hand, it is a generally received opinion that cross-bred chickens are the hardiest and most easily reared.³¹ Mr. Tegetmeier, who has carefully attended to poultry of all breeds, says³² that Dorking hens, allowed to run with Houdan or Crevecoeur cocks, "produce in the early spring chickens that for size, hardihood, "early maturity, and fitness for the market, surpass those of any pure "breed that we have ever raised." Mr. Hewitt gives it as a general rule with fowls, that crossing the breed increases their size. He makes this remark after stating that hybrids from the pheasant and fowl are considerably larger than either progenitor: so again, hybrids from the male golden pheasant and hen common pheasant "are of far larger size than either parent-bird."³³ To this subject of the increased size of hybrids I shall presently return.

With *Pigeons*, breeders are unanimous, as previously stated, that it is absolutely indispensable, notwithstanding the trouble and expense thus caused, occasionally to cross their much-prized birds with individuals of another strain, but belonging, of course, to the same variety. It deserves

²⁸ 'The Poultry Book,' by W. B. Tegetmeier, 1866, p. 79.

²⁹ 'The Poultry Chronicle,' 1854, vol. i. p. 43.

³⁰ 'The Poultry Book,' by W. B. Tegetmeier, 1866, p. 79.

³¹ 'The Poultry Chronicle,' vol. i. p. 89.

³² 'The Poultry Book,' 1866, p. 210.

³³ *Ibid.*, 1866, p. 167; and 'Poultry Chronicle,' vol. iii., 1855, p. 15.

notice that, when large size is one of the desired characters, as with pointers,²⁴ the evil effects of close interbreeding are much sooner perceived than when small birds, such as short-faced tumblers, are valued. The extreme delicacy of the high fancy breeds, such as these tumblers and improved English carriers, is remarkable; they are liable to many diseases, and often die in the egg or during the first moult; and their eggs have generally to be hatched under foster-mothers. Although these highly-prized birds have invariably been subjected to much close interbreeding, yet their extreme delicacy of constitution cannot perhaps be thus fully explained. Mr. Yarrell informed me that Sir J. Sebright continued closely interbreeding some owl-pigeons, until from their extreme sterility he as nearly as possible lost the whole family. Mr. Brent²⁵ tried to raise a breed of trumpeters, by crossing a common pigeon, and recrossing the daughter, granddaughter, great-granddaughter, and great-great-granddaughter, with the same male trumpeter, until he obtained a bird with $\frac{1}{32}$ of trumpeter's blood; but then the experiment failed, for "breeding so close stopped reproduction." The experienced Neumeister²⁶ also asserts that the offspring from doves and various other breeds are "generally very fertile and hardy birds;" so again, MM. Boitard and Corbié,²⁷ after forty-five years' experience, recommend persons to cross their breeds for amusement; for, if they fail to make interesting birds, they will succeed under an economical point of view, "as it is found that mongrels are more fertile than pigeons of pure race."

I will refer only to one other animal, namely, the Hive-bee, because a distinguished entomologist has advanced this as a case of inevitable close interbreeding. As the hive is tenanted by a single female, it might have been thought that her male and female offspring would always have bred together, more especially as bees of different hives are hostile to each other; a strange worker being almost always attacked when trying to enter another hive. But Mr. Tegetmeier has shown²⁸ that this instinct does not apply to drones, which are permitted to enter any hive; so that there is no *à priori* improbability of a queen receiving a foreign drone. The fact of the union invariably and necessarily taking place on the wing, during the queen's nuptial flight, seems to be a special provision against continued interbreeding. However this may be, experience has shown, since the introduction of the yellow-banded Ligurian race into Germany and England, that bees freely cross: Mr. Woodbury, who introduced Ligurian bees into Devonshire, found during a single season that three stocks, at distances of from one to two miles from his hives, were crossed by his drones. In one case the Ligurian drones must have flown over the city of Exeter, and over several intermediate hives. On another occasion several common black queens were crossed by Ligurian drones at a distance of from one to three and a half miles.²⁹

²⁴ 'A Treatise on Fancy Pigeons,' by J. M. Eaton, p. 56.

²⁵ 'The Pigeon Book,' p. 46.

²⁶ 'Das Ganze der Taubenzucht,' 1837, s. 18.

²⁷ 'Les Pigeons,' 1824, p. 35.

²⁸ 'Proc. Entomolog. Soc.,' Aug. 6th, 1860, p. 126.

²⁹ 'Journal of Horticulture,' 1861, pp. 39, 77, 158; and 1864, p. 206.

Plants.

When a single plant of a new species is introduced into any country, if propagated by seed, many individuals will soon be raised, so that if the proper insects be present there will be crossing. With newly-introduced trees or other plants not propagated by seed we are not here concerned. With old-established plants it is an almost universal practice occasionally to make exchanges of seed, by which means individuals which have been exposed to different conditions of life,—and this, as we have seen, diminishes the evil from close interbreeding,—will occasionally be introduced into each district.

Experiments have not been tried on the effects of fertilising flowers with their own pollen during *several* generations. But we shall presently see that certain plants, either normally or abnormally, are more or less sterile, even in the first generation, when fertilised by their own pollen. Although nothing is directly known on the evil effects of long-continued close interbreeding with plants, the converse proposition that great good is derived from crossing is well established.

With respect to the crossing of individuals belonging to the same sub-variety, Gärtner, whose accuracy and experience exceeded that of all other hybridisers, states⁴⁰ that he has many times observed good effects from this step, especially with exotic genera, of which the fertility is somewhat impaired, such as *Passiflora*, *Lobelia*, and *Fuchsia*. Herbert also says,⁴¹ "I am inclined to think that I have derived advantage from impregnating the flower from which I wished to obtain seed with pollen from another individual of the same variety, or at least from another flower, rather than with its own." Again, Professor Lecoq asserts that he has ascertained that crossed offspring are more vigorous and robust than their parents.⁴²

General statements of this kind, however, can seldom be fully trusted; consequently I have begun a series of experiments, which, if they continue to give the same results as hitherto, will for ever settle the question of the good effects of crossing two distinct plants of the same variety, and of the evil effects of self-fertilisation. A clear light will thus also be thrown on the fact that flowers are invariably constructed so as to permit, or favour, or necessitate the union of two individuals. We shall clearly understand why monœcious and diœcious,—why dimorphic and trimorphic plants exist, and many other such cases. The plan which I have followed in my experiments is to grow plants in the same pot, or in pots of the same size, or close together in the open ground; to carefully exclude insects; and then to fertilise some of the flowers with pollen from the same flower, and others on the same plant with pollen from a distinct but adjoining plant. In many, but not all, of these experiments, the crossed plants yielded much more seed than the self-fertilised plants; and I have never seen the

⁴⁰ 'Beiträge zur Kenntniss der Befruchtung,' 1844, s. 366.

⁴¹ 'Amaryllidaceæ,' p. 371.

⁴² 'De la Fécondation,' 2nd edit., 1862, p. 79.

reversed case. The self-fertilised and crossed seeds thus obtained were allowed to germinate in the same glass vessel on damp sand; and as the seeds successively germinated, they were planted in pairs on opposite sides of the same pot, with a superficial partition between them, and were placed so as to be equally exposed to the light. In other cases the self-fertilised and crossed seeds were simply sown on opposite sides of the same small pot. I have, in short, followed different plans, but in every case have taken all the precautions which I could think of, so that the two lots should be equally favoured. Now, I have carefully observed the growth of plants raised from crossed and self-fertilised seed, from their germination to maturity, in species of the following genera, namely, *Brassica*, *Lathyrus*, *Lupinus*, *Lobelia*, *Lactuca*, *Dianthus*, *Myosotis*, *Petunia*, *Linaria*, *Calceolaria*, *Mimulus*, and *Ipomoea*, and the difference in their powers of growth, and of withstanding in certain cases unfavourable conditions, was most manifest and strongly marked. It is of importance that the two lots of seed should be sown or planted on opposite sides of the same pot, so that the seedlings may struggle against each other; for if sown separately in ample and good soil, there is often but little difference in their growth.

I will briefly describe the two most striking cases as yet observed by me. Six crossed and six self-fertilised seeds of *Ipomoea purpurea*, from plants treated in the manner above described, were planted as soon as they had germinated, in pairs on opposite sides of two pots, and rods of equal thickness were given them to twine up. Five of the crossed plants grew from the first more quickly than the opposed self-fertilised plants; the sixth, however, was weakly and was for a time beaten, but at last its sounder constitution prevailed and it shot ahead of its antagonist. As soon as each crossed plant reached the top of its seven-foot rod its fellow was measured, and the result was that, when the crossed plants were seven feet high, the self-fertilised had attained the average height of only five feet four and a half inches. The crossed plants flowered a little before, and more profusely than the self-fertilised plants. On opposite sides of another small pot a large number of crossed and self-fertilised seeds were sown, so that they had to struggle for bare existence; a single rod was given to each lot: here again the crossed plants showed from the first their advantage; they never quite reached the summit of the seven-foot rod, but relatively to the self-fertilised plants their average height was as seven feet to five feet two inches. The experiment was repeated in the two following generations with plants raised from the self-fertilised and crossed plants, treated in exactly the same manner, and with nearly the same result. In the second generation, the crossed plants, which were again crossed, produced 121 seed-capsules, whilst the self-fertilised plants, again self-fertilised, produced only 84 capsules.

Some flowers of the *Mimulus luteus* were fertilised with their own pollen, and others were crossed with pollen from distinct plants growing in the same pot. The seeds after germinating were thickly planted on opposite sides of a pot. The seedlings were at first equal in height; but when the young crossed plants were exactly half an inch, the self-

fertilised plants were only a quarter of an inch high. But this inequality did not continue, for, when the crossed plants were four and a half inches high, the self-fertilised were three inches; and they retained the same relative difference till their growth was complete. The crossed plants looked far more vigorous than the uncrossed, and flowered before them; they produced also a far greater number of flowers, which yielded capsules (judging, however, from only a few) containing more seeds. As in the former case, the experiment was repeated in the same manner during the next two generations, and with exactly the same result. Had I not watched these plants of the *Mimulus* and *Ipomoea* during their whole growth, I could not have believed it possible, that a difference apparently so slight, as that of the pollen being taken from the same flower, and from a distinct plant growing in the same small pot, could have made so wonderful a difference in the growth and vigour of the plants thus produced. This, under a physiological point of view, is a most remarkable phenomenon.

With respect to the benefit derived from crossing distinct varieties, plenty of evidence has been published. Sageret⁴³ repeatedly speaks in strong terms of the vigour of melons raised by crossing different varieties, and adds that they are more easily fertilised than common melons, and produce numerous good seed. Here follows the evidence of an English gardener:⁴⁴ "I have this summer met with better success in my cultivation of melons, in an unprotected state, from the seeds of hybrids (*i.e.* mongrels) obtained by cross impregnation, than with old varieties. "The offspring of three different hybridisations (one more especially, of which the parents were the two most dissimilar varieties I could select) each yielded more ample and finer produce than any one of between twenty and thirty established varieties."

Andrew Knight⁴⁵ believed that his seedlings from crossed varieties of the apple exhibited increased vigour and luxuriance; and M. Chevreul⁴⁶ alludes to the extreme vigour of some of the crossed fruit-trees raised by Sageret.

By crossing reciprocally the tallest and shortest peas, Knight⁴⁷ says, "I had in this experiment a striking instance of the stimulative effects of crossing the breeds; for the smallest variety, whose height rarely exceeded two feet, was increased to six feet; whilst the height of the large and luxuriant kind was very little diminished." Mr. Laxton gave me seed-peas produced from crosses between four distinct kinds; and the plants thus raised were extraordinarily vigorous, being in each case from one to two or three feet taller than the parent-forms growing close alongside them.

⁴³ 'Mémoire sur les Cucurbitacées,' pp. 36, 28, 30.

⁴⁴ London's 'Gard. Mag.' vol. viii., 1832, p. 52.

⁴⁵ 'Transact. Hort. Soc.,' vol. i. p. 25.

⁴⁶ 'Annal. des Sc. Nat.,' 3rd series, Bot., tom. vi. p. 189.

⁴⁷ 'Philosophical Transactions,' 1799, p. 200.

Wiegmann⁴⁸ made many crosses between several varieties of cabbage; and he speaks with astonishment of the vigour and height of the mongrels, which excited the amazement of all the gardeners who beheld them. Mr. Chaundy raised a great number of mongrels by planting together six distinct varieties of cabbage. These mongrels displayed an infinite diversity of character; "But the most remarkable circumstance was, that, while all the other cabbages and borecoles in the nursery were destroyed by a severe winter, these hybrids were little injured, and supplied the kitchen when there was no other cabbage to be had."

Mr. Maund exhibited before the Royal Agricultural Society⁴⁹ specimens of crossed wheat, together with their parent varieties; and the editor states that they were intermediate in character, "united with that greater vigour of growth, which it appears, in the vegetable as in the animal world, is the result of a first cross." Knight also crossed several varieties of wheat,⁵⁰ and he says "that in the years 1795 and 1796, when almost the whole crop of corn in the island was blighted, the varieties thus obtained, and these only, escaped in this neighbourhood, though sown in several different soils and situations."

Here is a remarkable case: M. Clotzsch⁵¹ crossed *Pinus sylvestris* and *nigricans*, *Quercus robur* and *pedunculata*, *Alnus glutinosa* and *incana*, *Ulmus campestris* and *effusa*; and the cross-fertilised seeds, as well as seeds of the pure parent-trees, were all sown at the same time and in the same place. The result was, that after an interval of eight years, the hybrids were one-third taller than the pure trees!

The facts above given refer to undoubted varieties, excepting the trees crossed by Clotzsch, which are ranked by various botanists as strongly-marked races, sub-species, or species. That true hybrids raised from entirely distinct species, though they lose in fertility, often gain in size and constitutional vigour, is certain. It would be superfluous to quote any facts; for all experimenters, Kölreuter, Gärtner, Herbert, Sageret, Lecoq, and Naudin, have been struck with the wonderful vigour, height, size, tenacity of life, precocity, and hardiness of their hybrid productions. Gärtner⁵² sums up his conviction on this head in the strongest terms. Kölreuter⁵³ gives numerous precise measurements of the weight and height of his hybrids in comparison with measurements of both parent-forms; and speaks with astonishment of their "*statura portentosa*," their "*ambitus vastissimus ac altitudo valde conspicua*." Some exceptions to the rule in the case of very sterile hybrids have, however, been noticed by Gärtner and

⁴⁸ 'Ueber die Bastardzeugung,' 1828, s. 32, 33. For Mr. Chaundy's case, see Loudon's 'Gard. Mag.,' vol. vii., 1831, p. 696.

⁴⁹ 'Gardener's Chron.,' 1846, p. 601.

⁵⁰ 'Philosoph. Transact.,' 1799, p. 201.

⁵¹ Quoted in 'Bull. Bot. Soc. France,'

vol. ii., 1855, p. 327.

⁵² Gärtner, 'Bastardzeugung,' s. 259, 518, 526 *et seq.*

⁵³ 'Fortsetzung,' 1763, s. 29; 'Dritte Fortsetzung,' s. 44, 96; 'Act. Acad. St. Petersburg,' 1782, part ii., p. 251; 'Nova Acta,' 1793, pp. 391, 394; 'Nova Acta,' 1795, pp. 316, 323.

Herbert; but the most striking exceptions are given by Max Wichura,⁵⁴ who found that hybrid willows were generally tender in constitution, dwarf, and short-lived.

Kölreuter explains the vast increase in the size of the roots, stems, &c., of his hybrids, as the result of a sort of compensation due to their sterility, in the same way as many emasculated animals are larger than the perfect males. This view seems at first sight extremely probable, and has been accepted by various authors;⁵⁵ but Gärtner⁵⁶ has well remarked that there is much difficulty in fully admitting it; for with many hybrids there is no parallelism between the degree of their sterility and their increased size and vigour. The most striking instances of luxuriant growth have been observed with hybrids which were not sterile in any extreme degree. In the genus *Mirabilis*, certain hybrids are unusually fertile, and their extraordinary luxuriance of growth, together with their enormous roots,⁵⁷ have been transmitted to their progeny. The increased size of the hybrids produced between the fowl and pheasant, and between distinct species of pheasants, has been already noticed. The result in all cases is probably in part due to the saving of nutriment and vital force through the sexual organs not acting, or acting imperfectly, but more especially to the general law of good being derived from a cross. For it deserves especial attention that mongrel animals and plants, which are so far from being sterile that their fertility is often actually augmented, have, as previously shown, their size, hardiness, and constitutional vigour generally increased. It is not a little remarkable that an accession of vigour and size should thus arise under the opposite contingencies of increased and diminished fertility.

It is a perfectly well ascertained fact⁵⁸ that hybrids will invariably breed more readily with either pure parent, and not rarely with a distinct species, than with each other. Herbert is inclined to explain even this fact by the advantage derived from a cross; but Gärtner more justly accounts for it by the pollen of the hybrid, and probably its ovules, being in some degree vitiated, whereas the pollen and ovules of both pure parents and of any third species are sound. Nevertheless there are some well-ascertained and remarkable facts, which, as we shall immediately see, show that the act of crossing in itself undoubtedly tends to increase or re-establish the fertility of hybrids.

On certain Hermaphrodite Plants which, either normally or abnormally, require to be fertilised by pollen from a distinct individual or species.

The facts now to be given differ from those hitherto detailed, as the self-sterility does not here result from long-continued,

⁵⁴ 'Die Bastardbefruchtung,' &c., 1865, s. 31, 41, 42.

⁵⁵ Max Wichura fully accepts this view ('Bastardbefruchtung,' s. 43), as does the Rev. M. J. Berkeley, in 'Journal of Hort. Soc.,' Jan. 1866, p. 70.

⁵⁶ 'Bastarderzeugung,' s. 394, 526, 528.

⁵⁷ Kölreuter, 'Nova Acta,' 1795, p. 316.

⁵⁸ Gärtner, 'Bastarderzeugung,' s. 430.

close interbreeding. These facts are, however, connected with our present subject, because a cross with a distinct individual is shown to be either necessary or advantageous. Dimorphic and trimorphic plants, though they are hermaphrodites, must be reciprocally crossed, one set of forms by the other, in order to be fully fertile, and in some cases to be fertile in any degree. But I should not have noticed these plants, had it not been for the following cases given by Dr. Hildebrand:⁵⁹—

Primula sinensis is a reciprocally dimorphic species: Dr. Hildebrand fertilised twenty-eight flowers of both forms, each by pollen of the other form, and obtained the full number of capsules containing on an average 42·7 seed per capsule; here we have complete and normal fertility. He then fertilised forty-two flowers of both forms with pollen of the same form, but taken from a distinct plant, and all produced capsules containing on an average only 19·6 seed. Lastly, and here we come to our more immediate point, he fertilised forty-eight flowers of both forms with pollen of the same form, taken from the same flower, and now he obtained only thirty-two capsules, and these contained on an average 18·6 seed, or one less per capsule than in the former case. So that, with these illegitimate unions, the act of impregnation is less assured, and the fertility slightly less, when the pollen and ovules belong to the same flower, than when belonging to two distinct individuals of the same form. Dr. Hildebrand has recently made analogous experiments on the long-styled form of *Oxalis rosea*, with the same result.⁶⁰

It has recently been discovered that certain plants, whilst growing in their native country under natural conditions, cannot be fertilised with pollen from the same plant. They are sometimes so utterly self-impotent, that, though they can readily be fertilised by the pollen of a distinct species or even distinct genus, yet, wonderful as the fact is, they never produce a single seed by their own pollen. In some cases, moreover, the plant's own pollen and stigma mutually act on each other in a deleterious manner. Most of the facts to be given relate to Orchids, but I will commence with a plant belonging to a widely different family.

Sixty-three flowers of *Corydalis cava*, borne on distinct plants, were fertilised by Dr. Hildebrand⁶¹ with pollen from other plants of the same species; and fifty-eight capsules were obtained, including on an average

⁵⁹ 'Botanische Zeitung,' Jan. 1864, Berlin, 1866, s. 372.

a. 3. ⁶¹ International Hort. Congress,

⁶⁰ 'Monatsbericht Akad. Wissen,' London, 1866.

4.5 seed in each. He then fertilised sixteen flowers produced by the same raceme, one with another, but obtained only three capsules, one of which alone contained any good seeds, namely, two in number. Lastly, he fertilised twenty-seven flowers, each with its own pollen; he left also fifty-seven flowers to be spontaneously fertilised, and this would certainly have ensued if it had been possible, for the anthers not only touch the stigma, but the pollen-tubes were seen by Dr. Hildebrand to penetrate it; nevertheless these eighty-four flowers did not produce a single seed-capsule! This whole case is highly instructive, as it shows how widely different the action of the same pollen is, according as it is placed on the stigma of the same flower, or on that of another flower on the same raceme, or on that of a distinct plant.

With exotic Orchids several analogous cases have been observed, chiefly by Mr. John Scott.⁶² *Oncidium sphacelatum* has effective pollen, for with it Mr. Scott fertilised two distinct species; its ovules are likewise capable of impregnation, for they were readily fertilised by the pollen of *O. divaricatum*; nevertheless, between one and two hundred flowers fertilised by their own pollen did not produce a single capsule, though the stigmas were penetrated by the pollen-tubes. Mr. Robinson Munro, of the Royal Botanic Gardens of Edinburgh, also informs me (1864) that a hundred and twenty flowers of this same species were fertilised by him with their own pollen, and did not produce a capsule, but eight flowers fertilised by the pollen of *O. divaricatum* produced four fine capsules: again, between two and three hundred flowers of *O. divaricatum*, fertilised by their own pollen, did not set a capsule, but twelve flowers fertilised by *O. flexuosum* produced eight fine capsules: so that here we have three utterly self-impotent species, with their male and female organs perfect, as shown by their mutual fertilisation. In these cases fertilisation was effected only by the aid of a distinct species. But, as we shall presently see, distinct plants, raised from seed, of *Oncidium flexuosum*, and probably of the other species, would have been perfectly capable of fertilising each other, for this is the natural process. Again, Mr. Scott found that the pollen of a plant of *O. microchilum* was good, for with it he fertilised two distinct species; he found its ovules good, for they could be fertilised by the pollen of one of these species, and by the pollen of a distinct plant of *O. microchilum*; but they could not be fertilised by pollen of the same plant, though the pollen-tubes penetrated the stigma. An analogous case has been recorded by M. Rivière,⁶³ with two plants of *O. Cavendishianum*, which were both self-sterile, but reciprocally fertilised each other. All these cases refer to the genus *Oncidium*, but Mr. Scott found that *Maxillaria atro-rubens* was "totally insusceptible of fertilisation with its own pollen,"⁶⁴ but fertilised, and was fertilised by, a widely distinct species, viz. *M. squalens*.

As these orchids had grown under unnatural conditions, in hot-

⁶² 'Proc. Bot. Soc. of Edinburgh,' May, 1863: these observations are given in abstract, and others are added, in the 'Journal of Proc. of Linn. Soc.,' vol. viii.

Bot., 1864, p. 162.

⁶³ Prof. Lecoq, 'De la Fécondation,' 2nd edit., 1862, p. 76.

houses, I concluded without hesitation that their self-sterility was due to this cause. But Fritz Müller informs me that at Desterro, in Brazil, he fertilised above one hundred flowers of the above-mentioned *Oncidium flexuosum*, which is there endemic, with its own pollen, and with that taken from distinct plants; all the former were sterile, whilst those fertilised by pollen from any other plant of the same species were fertile. During the first three days there was no difference in the action of the two kinds of pollen: that placed on the stigma of the same plant separated in the usual manner into grains, and emitted tubes which penetrated the column, and the stigmatic chamber shut itself; but the flowers alone which had been fertilised by pollen taken from a distinct plant produced seed-capsules. On a subsequent occasion these experiments were repeated on a large scale with the same result. Fritz Müller found that four other endemic species of *Oncidium* were in like manner utterly sterile with their own pollen, but fertile with that from any other plant: some of them likewise produced seed-capsules when impregnated with pollen of widely distinct genera, such as *Leptotes*, *Cyrtopodium*, and *Rodriguezia*! *Oncidium crispum*, however, differs from the foregoing species in varying much in its self-sterility; some plants producing fine pods with their own pollen, others failing to do so; in two or three instances, Fritz Müller observed that the pods produced by pollen taken from a distinct flower on the same plant, were larger than those produced by the flower's own pollen. In *Epidendrum cinnabarium*, an orchid belonging to another division of the family, fine pods were produced by the plant's own pollen, but they contained by weight only about half as much seed as the capsules which had been fertilized by pollen from a distinct plant, and in one instance from a distinct species; moreover, a very large proportion, and in some cases nearly all the seed produced by the plant's own pollen, was embryonless and worthless. Some self-fertilized capsules of a *Maxillaria* were in a similar state.

Another observation made by Fritz Müller is highly remarkable, namely, that with various orchids the plant's own pollen not only fails to impregnate the flower, but acts on the stigma, and is acted on, in an injurious or poisonous manner. This is shown by the surface of the stigma in contact with the pollen, and by the pollen itself, becoming in from three to five days dark brown, and then decaying. The discolouration and decay are not caused by parasitic cryptogams, which were observed by Fritz Müller in only a single instance. These changes are well shown by placing on the same stigma, at the same time, the plant's own pollen and that from a distinct plant of the same species, or of another species, or even of another and widely remote genus. Thus, on the stigma of *Oncidium flexuosum*, the plant's own pollen and that from a distinct plant were placed side by side, and in five days' time the latter was perfectly fresh, whilst the plant's own pollen was brown. On the other hand, when the pollen of a distinct plant of the *Oncidium flexuosum*, and of the *Epidendrum zebra* (*nov. spec.*?), were placed together on the same stigma, they behaved in exactly the same manner, the grains separating, emitting tubes, and penetrating the stigma, so that the two

pollen-masses, after an interval of eleven days, could not be distinguished except by the difference of their caudicles, which, of course, undergo no change. Fritz Müller has, moreover, made a large number of crosses between orchids belonging to distinct species and genera, and he finds that in all cases when the flowers are not fertilised their footstalks first begin to wither; and the withering slowly spreads upwards until the germens fall off, after an interval of one or two weeks, and in one instance of between six and seven weeks; but even in this latter case, and in most other cases, the pollen and stigma remained in appearance fresh. Occasionally, however, the pollen becomes brownish, generally on the external surface, and not in contact with the stigma, as is invariably the case when the plant's own pollen is applied.

Fritz Müller observed the poisonous action of the plant's own pollen in the above-mentioned *Oncidium flexuosum*, *O. unicorne*, *pubes* (?), and in two other unnamed species. Also in two species of *Rodriguezia*, in two of *Notylia*, in one of *Burlingtonia*, and of a fourth genus in the same group. In all these cases, except the last, it was proved that the flowers were, as might have been expected, fertile with pollen from a distinct plant of the same species. Numerous flowers of one species of *Notylia* were fertilized with pollen from the same raceme; in two days' time they all withered, the germens began to shrink, the pollen-masses became dark brown, and not one pollen-grain emitted a tube. So that in this orchid the injurious action of the plant's own pollen is more rapid than with *Oncidium flexuosum*. Eight other flowers on the same raceme were fertilized with pollen from a distinct plant of the same species: two of these were dissected, and their stigmas were found to be penetrated by numberless pollen-tubes; and the germens of the other six flowers became well developed. On a subsequent occasion many other flowers were fertilized with their own pollen, and all fell off dead in a few days; whilst some flowers on the same raceme which had been left simply unfertilised adhered and long remained fresh. We have seen that in cross-unions between extremely distinct orchids the pollen long remains undecayed; but *Notylia* behaved in this respect differently; for when its pollen was placed on the stigma of *Oncidium flexuosum*, both the stigma and pollen quickly became dark brown, in the same manner as if the plant's own pollen had been applied.

Fritz Müller suggests that, as in all these cases the plant's own pollen is not only impotent (thus effectually preventing self-fertilization), but likewise prevents, as was ascertained in the case of the *Notylia* and *Oncidium flexuosum*, the action of subsequently applied pollen from a distinct individual, it would be an advantage to the plant to have its own pollen rendered more and more deleterious; for the germens would thus quickly be killed, and, dropping off, there would be no further waste in nourishing a part which ultimately could be of no avail. Fritz Müller's discovery that a plant's own pollen and stigma in some cases act on each other as if mutually poisonous, is certainly most remarkable.

* We now come to cases closely analogous with those just

given, but different, inasmuch as individual plants alone of the species are self-impotent. This self-impotence does not depend on the pollen or ovules being in a state unfit for fertilisation, for both have been found effective in union with other plants of the same or of a distinct species. The fact of these plants having spontaneously acquired so peculiar a constitution, that they can be fertilised more readily by the pollen of a distinct species than by their own, is remarkable. These abnormal cases, as well as the foregoing normal cases, in which certain orchids, for instance, can be much more easily fertilised by the pollen of a distinct species than by their own, are exactly the reverse of what occurs with all ordinary species. For in these latter the two sexual elements of the same individual plant are capable of freely acting on each other; but are so constituted that they are more or less impotent when brought into union with the sexual elements of a distinct species, and produce more or less sterile hybrids. It would appear that the pollen or ovules, or both, of the individual plants which are in this abnormal state, have been affected in some strange manner by the conditions to which they themselves or their parents have been exposed; but whilst thus rendered self-sterile, they have retained the capacity common to most species of partially fertilizing and being partially fertilized by allied forms. However this may be, the subject, to a certain extent, is related to our general conclusion that good is derived from the act of crossing.

Gärtner experimented on two plants of *Lobelia fulgens*, brought from separate places, and found⁶⁴ that their pollen was good, for he fertilised with it *L. cardinalis* and *sylvatica*; their ovules were likewise good, for they were fertilised by the pollen of these same two species; but these two plants of *L. fulgens* could not be fertilised by their own pollen, as can generally be effected with perfect ease with this species. Again, the pollen of a plant of *Verbascum nigrum* grown in a pot was found by Gärtner⁶⁵ capable of fertilising *V. lychnitis* and *V. Austriacum*; the ovules could be fertilised by the pollen of *V. thapsus*; but the flowers could not be fertilised by their own pollen. Kölreuter, also,⁶⁶ gives the case of three

⁶⁴ 'Basilarerzeugung,' s. 64, 357.

⁶⁵ Idem, s. 357.

⁶⁶ 'Zweite Fortsetzung,' s. 10; 'Dritte Fort.,' s. 40.

garden plants of *Verbascum phaniceum*, which bore during two years many flowers; these he successfully fertilised by the pollen of no less than four distinct species, but they produced not a seed with their own apparently good pollen; subsequently these same plants, and others raised from seed, assumed a strangely fluctuating condition, being temporarily sterile on the male or female side, or on both sides, and sometimes fertile on both sides; but two of the plants were perfectly fertile throughout the summer.

It appears⁶⁷ that certain flowers on certain plants of *Lilium candidum* can be fertilised more easily by pollen from a distinct individual than by their own. So, again, with the varieties of the potato. Tinzmann,⁶⁸ who made many trials with this plant, says that pollen from another variety sometimes "exerts a powerful influence, and I have found sorts of potatoes " which would not bear seed from impregnation with the pollen of their " own flowers, would bear it when impregnated with other pollen." It does not, however, appear to have been proved that the pollen which failed to act on the flower's own stigma was in itself good.

In the genus *Passiflora* it has long been known that several species do not produce fruit, unless fertilised by pollen taken from distinct species: thus, Mr. Mowbray⁶⁹ found that he could not get fruit from *P. alata* and *racemosa* except by reciprocally fertilising them with each other's pollen. Similar facts have been observed in Germany and France;⁷⁰ and I have received two authentic accounts of *P. quadrangularis*, which never produced fruit with its own pollen, but would do so freely when fertilised in one case with the pollen of *P. corulea*, and in another case with that of *P. edulis*. So again, with respect to *P. laurifolia*, a cultivator of much experience has recently remarked⁷¹ that the flowers "must be fertilised with the pollen of *P. corulea*, or of some other common kind, as their own pollen will not fertilise them." But the fullest details on this subject have been given by Mr. Scott:⁷² plants of *Passiflora racemosa*, *corulea*, and *alata* flowered profusely during many years in the Botanic Gardens of Edinburgh, and, though repeatedly fertilised by Mr. Scott and by others with their own pollen, never produced any seed; yet this occurred at once with all three species when they were crossed together in various ways. But in the case of *P. corulea*, three plants, two of which grew in the Botanic Gardens, were all rendered fertile, merely by impregnating the one with pollen of the other. The same result was attained in the same manner with *P. alata*, but only with one plant out of three. As so many self-sterile species have been mentioned, it may be stated that in the case of *P. gracilis*, which is an annual, the flowers are nearly as fertile with their own pollen as with that from a distinct plant; thus sixteen flowers sponta-

⁶⁷ Duvernoy, quoted by Gärtner, 'Bastarderzeugung,' s. 334.

⁶⁸ 'Gardener's Chronicle,' 1846, p. 183.

⁶⁹ 'Transact. Hort. Soc.,' vol. vii., 1830, p. 95.

⁷⁰ Prof. Lecoq, 'De la Fécondation,' 1845, p. 70; Gärtner, 'Bastarderzeugung,' s. 64.

⁷¹ 'Gardener's Chron.,' 1866, p. 1068.

⁷² 'Journal of Proc. of Linn. Soc.,' vol. viii., 1864, p. 168.

neously self-fertilised produced fruit, each containing on an average 21·3 seed, whilst fruit from fourteen crossed flowers contained 24·1 seed.

Returning to *P. alata*, I have received (1866) some interesting details from Mr. Robinson Munro. Three plants, including one in England, have already been mentioned which were inveterately self-sterile, and Mr. Munro informs me of several others which, after repeated trials during many years, have been found in the same predicament. At some other places, however, this species fruits readily when fertilised with its own pollen. At Taymouth Castle there is a plant which was formerly grafted by Mr. Donaldson on a distinct species, name unknown, and ever since the operation it has produced fruit in abundance by its own pollen; so that this small and unnatural change in the state of this plant has restored its self-fertility! Some of the seedlings from the Taymouth Castle plant were found to be not only sterile with their own pollen, but with each other's pollen, and with the pollen of distinct species. Pollen from the Taymouth plant failed to fertilise certain plants of the same species, but was successful on one plant in the Edinburgh Botanic Gardens. Seedlings were raised from this latter union, and some of their flowers were fertilised by Mr. Munro with their own pollen; but they were found to be as self-impotent as the mother-plant had always proved, except when fertilised by the grafted Taymouth plant, and except, as we shall see, when fertilised by her own seedlings. For Mr. Munro fertilised eighteen flowers on the self-impotent mother-plant with pollen from these her own self-impotent seedlings, and obtained, remarkable as the fact is, eighteen fine capsules full of excellent seed! I have met with no case in regard to plants which shows so well as this of *P. alata*, on what small and mysterious causes complete fertility or complete sterility depends.

The facts hitherto given relate to the much-lessened or completely destroyed fertility of pure species when impregnated with their own pollen, in comparison with their fertility when impregnated by distinct individuals or distinct species; but closely analogous facts have been observed with hybrids.

Herbert states⁷³ that having in flower at the same time nine hybrid *Hippeastrums*, of complicated origin, descended from several species, he found that "almost every flower touched with pollen from another cross produced seed abundantly, and those which were touched with their own pollen either failed entirely, or formed slowly a pod of inferior size, with fewer seeds." In the 'Horticultural Journal' he adds that, "the admission of the pollen of another cross-bred *Hippeastrum* (however complicated the cross) to any one flower of the number, is almost sure to check the fructification of the others." In a letter written to me in 1839, Dr. Herbert says that he had already tried these experiments during five consecutive years, and he subsequently repeated them, with the same invariable result.

⁷³ 'Amaryllidaceae,' 1837, p. 371; 'Journal of Hort. Soc.,' vol. ii., 1847, p. 19.

He was thus led to make an analogous trial on a pure species, namely, on the *Hippeastrum anlicum*, which he had lately imported from Brazil: this bulb produced four flowers, three of which were fertilised by their own pollen, and the fourth by the pollen of a triple cross between *H. bulbulosum*, *reginae*, and *vittatum*; the result was, that "the ovaries of the three first flowers "soon ceased to grow, and after a few days perished entirely: whereas the "pod impregnated by the hybrid made vigorous and rapid progress to "maturity, and bore good seed, which vegetated freely." This is, indeed, as Herbert remarks, "a strange truth," but not so strange as it then appeared.

As a confirmation of these statements, I may add that Mr. M. Mayes,⁷⁴ after much experience in crossing the species of *Amaryllis* (*Hippeastrum*), says, "neither the species nor the hybrids will, we are well aware, produce seed so abundantly from their own pollen as from that of others." So, again, Mr. Bidwell, in New South Wales,⁷⁵ asserts that *Amaryllis belladonna* bears many more seeds when fertilised by the pollen of *Brunsvigia* (*Amaryllis* of some authors) *Josephina* or of *B. multiflora*, than when fertilised by its own pollen. Mr. Beaton dusted four flowers of a *Cyrtanthus* with their own pollen, and four with the pollen of *Vallota* (*Amaryllis*) *purpurea*; on the seventh day "those which received their own pollen slackened "their growth, and ultimately perished; those which were crossed with "the *Vallota* held on."⁷⁶ These latter cases, however, relate to uncrossed species, like those before given with respect to *Passiflora*, *Orchids*, &c., and are here referred to only because the plants belong to the same group of *Amaryllidaceae*.

In the experiments on the hybrid *Hippeastrums*, if Herbert had found that the pollen of two or three kinds alone had been more efficient on certain kinds than their own pollen, it might have been argued that these, from their mixed parentage, had a closer mutual affinity than the others; but this explanation is inadmissible, for the trials were made reciprocally backwards and forwards on nine different hybrids; and a cross, whichever way taken, always proved highly beneficial. I can add a striking and analogous case from experiments made by the Rev. A. Rawson, of Bromley Common, with some complex hybrids of *Gladiolus*. This skilful horticulturist possessed a number of French varieties, differing from each other only in the colour and size of the flowers, all descended from *Gandavensis*, a well-known old hybrid, said to be descended from *G. Natalensis* by the pollen of *G. oppositiflorus*.⁷⁷ Mr. Rawson, after repeated trials, found that none of the varieties would set seed with their own pollen, although

⁷⁴ London's 'Gardener's Magazine,' vol. xi., 1835, p. 269.

⁷⁵ 'Gardener's Chronicle,' 1850, p. 470.

⁷⁶ 'Journal Hort. Soc.,' vol. v. p. 135. The seedlings thus raised were given to the Hort. Soc.; but I find, on inquiry, that they unfortunately died the following winter.

⁷⁷ Mr. D. Beaton, in 'Journal of Hort.,' 1861, p. 453. Lecoq, however ('De la Fécond.,' 1862, p. 369), states that this hybrid is descended from *G. pollicinus* and *cardinalis*; but this is opposed to Herbert's experience, who found that the former species could not be crossed.

taken from distinct plants of the same variety, which had, of course, been propagated by bulbs, but that they all seeded freely with pollen from any other variety. To give two examples: Ophir did not produce a capsule with its own pollen, but when fertilised with that of Janire, Breuchleyensis, Vulcain, and Linné, it produced ten fine capsules; but the pollen of Ophir was good, for when Linné was fertilised by it seven capsules were produced. This latter variety, on the other hand, was utterly barren with its own pollen, which we have seen was perfectly efficient on Ophir. Altogether, Mr. Rawson, in the year 1861, fertilised twenty-six flowers borne by four varieties with pollen taken from other varieties, and every single flower produced a fine seed-capsule; whereas fifty-two flowers on the same plants, fertilised at the same time with their own pollen, did not yield a single seed-capsule. Mr. Rawson fertilised, in some cases, the alternate flowers, and in other cases all those down one side of the spike, with pollen of other varieties, and the remaining flowers with their own pollen; I saw these plants when the capsules were nearly mature, and their curious arrangement at once brought full conviction to the mind that an immense advantage had been derived from crossing these hybrids.

Lastly, I have heard from Dr. E. Bornet, of Antibes, who has made numerous experiments in crossing the species of *Cistus*, but has not yet published the results, that, when any of these hybrids are fertile, they may be said to be, in regard to function, dioecious; "for the flowers are always sterile when the pistil is fertilised by pollen taken from the same flower or from flowers on the same plant. But they are often fertile if pollen be employed from a distinct individual of the same hybrid nature, or from a hybrid made by a reciprocal cross."

Conclusion.—The facts just given, which show that certain plants are self-sterile, although both sexual elements are in a fit state for reproduction when united with distinct individuals of the same or other species, appear at first sight opposed to all analogy. The sexual elements of the same flower have become, as already remarked, differentiated in relation to each other, almost like those of two distinct species.

With respect to the species which, whilst living under their natural conditions, have their reproductive organs in this peculiar state, we may conclude that it has been naturally acquired for the sake of effectually preventing self-fertilisation. The case is closely analogous with dimorphic and trimorphic plants, which can be fully fertilised only by plants belonging to the opposite form, and not, as in the foregoing cases, indifferently by any other plant. Some of these dimorphic plants are completely sterile with pollen taken from the same plant or from the same

form. It is interesting to observe the graduated series from plants which, when fertilised by their own pollen, yield the full number of seed, but with the seedlings a little dwarfed in stature—to plants which when self-fertilised yield few seeds—to those which yield none—and, lastly, to those in which the plant's own pollen and stigma act on each other like poison. This peculiar state of the reproductive organs, when occurring in certain individuals alone, is evidently abnormal; and as it chiefly affects exotic plants, or indigenous plants cultivated in pots, we may attribute it to some change in the conditions of life, acting on the plants themselves or on their parents. The self-impotent *Passiflora alata*, which recovered its self-fertility after having been grafted on a distinct stock, shows how small a change is sufficient to act powerfully on the reproductive system. The possibility of a plant becoming under culture self-impotent is interesting as throwing light on the occurrence of this same condition in natural species. A cultivated plant in this state generally remains so during its whole life; and from this fact we may infer that the state is probably congenital.

Kölreuter, however, has described some plants of *Verbascum* which varied in this respect even during the same season. As in all the normal cases, and in many, probably in most, of the abnormal cases, any two self-impotent plants can reciprocally fertilize each other, we may infer that a very slight difference in the nature of their sexual elements suffices to give fertility; but in other instances, as with some *Passifloras* and the hybrid *Gladioli*, a greater degree of differentiation appears to be necessary, for with these plants fertility is gained only by the union of distinct species, or of hybrids of distinct parentage. These facts all point to the same general conclusion, namely, that good is derived from a cross between individuals, which either innately, or from exposure to dissimilar conditions, have come to differ in sexual constitution.

Exotic animals confined in menageries are sometimes in nearly the same state as the above-described self-impotent plants; for, as we shall see in the following chapter, certain monkeys, the larger carnivora, several finches, geese, and pheasants, cross together, quite as freely as, or even more freely than, the individuals of the same species breed together. Cases will,

also, be given of sexual incompatibility between certain male and female domesticated animals, which, nevertheless, are fertile when matched with any other individual of the same kind.

In the early part of this chapter it was shown that the crossing of distinct forms, whether closely or distantly allied, gives increased size and constitutional vigour, and, except in the case of crossed species, increased fertility, to the offspring. The evidence rests on the universal testimony of breeders (for it should be observed that I am not here speaking of the evil results of close interbreeding), and is practically exemplified in the higher value of cross-bred animals for immediate consumption. The good results of crossing have also been demonstrated, in the case of some animals and of numerous plants, by actual weight and measurement. Although animals of pure blood will obviously be deteriorated by crossing, as far as their characteristic qualities are concerned, there seems to be no exception to the rule that advantages of the kind just mentioned are thus gained, even when there has not been any previous close interbreeding. The rule applies to all animals, even to cattle and sheep, which can long resist breeding in-and-in between the nearest blood-relations. It applies to individuals of the same sub-variety but of distinct families, to varieties or races, to sub-species, as well as to quite distinct species.

In this latter case, however, whilst size, vigour, precocity, and hardiness are, with rare exceptions, gained, fertility, in a greater or less degree, is lost; but the gain cannot be exclusively attributed to the principle of compensation; for there is no close parallelism between the increased size and vigour of the offspring and their sterility. Moreover it has been clearly proved that mongrels which are perfectly fertile gain these same advantages as well as sterile hybrids.

The evil consequences of long-continued close interbreeding are not so easily recognised as the good effects from crossing, for the deterioration is gradual. Nevertheless it is the general opinion of those who have had most experience, especially with animals which propagate quickly, that evil does inevitably follow sooner or later, but at different rates with different animals. No doubt a false belief may widely prevail like a superstition; yet it is difficult to suppose that so many acute and original

observers have all been deceived at the expense of much cost and trouble. A male animal may sometimes be paired with his daughter, granddaughter, and so on, even for seven generations, without any manifest bad result; but the experiment has never been tried of matching brothers and sisters, which is considered the closest form of interbreeding, for an equal number of generations. There is good reason to believe that by keeping the members of the same family in distinct bodies, especially if exposed to somewhat different conditions of life, and by occasionally crossing these families, the evil results may be much diminished, or quite eliminated. These results are loss of constitutional vigour, size, and fertility; but there is no necessary deterioration in the general form of the body, or in other good qualities. We have seen that with pigs first-rate animals have been produced after long-continued close interbreeding, though they had become extremely infertile when paired with their near relations. The loss of fertility, when it occurs, seems never to be absolute, but only relative to animals of the same blood; so that this sterility is to a certain extent analogous with that of self-impotent plants which cannot be fertilised by their own pollen, but are perfectly fertile with pollen of any other plant of the same species. The fact of infertility of this peculiar nature being one of the results of long-continued interbreeding, shows that interbreeding does not act merely by combining and augmenting various morbid tendencies common to both parents; for animals with such tendencies, if not at the time actually ill, can generally propagate their kind. Although offspring descended from the nearest blood-relations are not necessarily deteriorated in structure, yet some authors⁷⁸ believe that they are eminently liable to malformations; and this is not improbable, as everything which lessens the vital powers acts in this manner. Instances of this kind have been recorded in the case of pigs, bloodhounds, and some other animals.

Finally, when we consider the various facts now given which plainly show that good follows from crossing, and less plainly

⁷⁸ This is the conclusion of Prof. Devay, 'Du Danger des Mariages Consang.' 1862, p. 97. Virchow quotes, in the 'Deutsche Jahrbücher,' 1863, s.

354, some curious evidence on half the cases of a peculiar form of blindness occurring in the offspring from near relations.

that evil follows from close interbreeding, and when we bear in mind that throughout the whole organic world elaborate provision has been made for the occasional union of distinct individuals, the existence of a great law of nature is, if not proved, at least rendered in the highest degree probable; namely, that the crossing of animals and plants which are not closely related to each other is highly beneficial or even necessary, and that interbreeding prolonged during many generations is highly injurious.

CHAPTER XVIII.

ON THE ADVANTAGES AND DISADVANTAGES OF CHANGED
CONDITIONS OF LIFE: STERILITY FROM VARIOUS CAUSES.

ON THE GOOD DERIVED FROM SLIGHT CHANGES IN THE CONDITIONS OF LIFE — STERILITY FROM CHANGED CONDITIONS, IN ANIMALS, IN THEIR NATIVE COUNTRY AND IN MENAGERIES — MAMMALS, BIRDS, AND INSECTS — LOSS OF SECONDARY SEXUAL CHARACTERS AND OF INSTINCTS — CAUSES OF STERILITY — STERILITY OF DOMESTICATED ANIMALS FROM CHANGED CONDITIONS — SEXUAL INCOMPATIBILITY OF INDIVIDUAL ANIMALS — STERILITY OF PLANTS FROM CHANGED CONDITIONS OF LIFE — CONTABESCENCE OF THE ANTHERS — MONSTROSITIES AS A CAUSE OF STERILITY — DOUBLE FLOWERS — SEEDLESS FRUIT — STERILITY FROM THE EXCESSIVE DEVELOPMENT OF THE ORGANS OF VEGETATION — FROM LONG-CONTINUED PROPAGATION BY BUDS — INCIPIENT STERILITY THE PRIMARY CAUSE OF DOUBLE FLOWERS AND SEEDLESS FRUIT.

On the Good derived from slight Changes in the Conditions of Life.—IN considering whether any facts were known which might throw light on the conclusion arrived at in the last chapter, namely, that benefits ensue from crossing, and that it is a law of nature that all organic beings should occasionally cross, it appeared to me probable that the good derived from slight changes in the conditions of life, from being an analogous phenomenon, might serve this purpose. No two individuals, and still less no two varieties, are absolutely alike in constitution and structure; and when the germ of one is fertilised by the male element of another, we may believe that it is acted on in a somewhat similar manner as an individual when exposed to slightly changed conditions. Now, every one must have observed the remarkable influence on convalescents of a change of residence, and no medical man doubts the truth of this fact. Small farmers who hold but little land are convinced that their cattle derive great benefit from a change of pasture. In the case of plants, the evidence is strong that a great advantage is derived from exchanging seeds, tubers, bulbs, and cuttings from one soil or place to another as different as possible.

The belief that plants are thus benefited, whether or not well founded, has been firmly maintained from the time of Columella, who wrote shortly after the Christian era, to the present day; and it now prevails in England, France, and Germany.¹ A sagacious observer, Bradley, writing in 1724,² says, "When we once become Masters of a good Sort of Seed, we should at least put it into Two or Three Hands, where the Soils and Situations are as different as possible; and every Year the Parties should change with one another; by which Means, I find the Goodness of the Seed will be maintained for several Years. For Want of this Use many Farmers have failed in their Crops and been great Losers." He then gives his own practical experience on this head. A modern writer³ asserts, "Nothing can be more clearly established in agriculture than that the continual growth of any one variety in the same district makes it liable to deterioration either in quality or quantity." Another writer states that he sowed close together in the same field two lots of wheat-seed, the product of the same original stock, one of which had been grown on the same land, and the other at a distance, and the difference in favour of the crop from the latter seed was remarkable. A gentleman in Surrey who has long made it his business to raise wheat to sell for seed, and who has constantly realised in the market higher prices than others, assures me that he finds it indispensable continually to change his seed; and that for this purpose he keeps two farms differing much in soil and elevation.

With respect to the tubers of the potato, I find that at the present day the practice of exchanging sets is almost everywhere followed. The great growers of potatoes in Lancashire formerly used to get tubers from Scotland, but they found that "a change from the moss-lands, and *vice versa*, was generally sufficient." In former times in France the crop of potatoes in the Vosges had become reduced in the course of fifty or sixty years in the proportion from 120-150 to 30-40 bushels; and the famous Oberlin attributed the surprising good which he effected in large part to changing the sets.⁴

A well-known practical gardener, Mr. Robson⁵ positively states that he has himself witnessed decided advantage from obtaining bulbs of the onion, tubers of the potato, and various seeds, all of the same kind, from different soils and distant parts of England. He further states that with

¹ For England, see below. For Germany, see Metzger, 'Getreidearten,' 1841, s. 63. For France, Loiseau-Deslongchamps ('Consid. sur les Céréales,' 1843, p. 200) gives numerous references on this subject. For Southern France, see Godron, 'Florida Juvenalis,' 1854, p. 28.

² 'A general Treatise of Husbandry,' vol. iii. p. 58.

³ 'Gardener's Chronicle and Agricult. Gazette,' 1858, p. 247; and for the second statement, *idem*, 1850, p. 702. On this same subject, see also Rev. D.

Walker's 'Prize Essay of Highland Agricult. Soc.,' vol. ii. p. 200. Also Marshall's 'Minutes of Agriculture,' November, 1775.

⁴ Oberlin's 'Memoirs,' Eng. transl., p. 73. For Lancashire, see Marshall's 'Review of Reports,' 1808, p. 295.

⁵ 'Cottage Gardener,' 1856, p. 186. For Mr. Robson's subsequent statements, see 'Journal of Horticulture,' Feb. 18, 1866, p. 121. For Mr. Abbey's remarks on grafting, &c., *idem*, July 18, 1865, p. 44.

plants propagated by cuttings, as with the *Pelargonium*, and especially the *Dahlia*, manifest advantage is derived from getting plants of the same variety, which have been cultivated in another place; or, "where the extent of the place allows, to take cuttings from one description of soil to plant on another, so as to afford the change that seems so necessary to the well-being of the plants." He maintains that after a time an exchange of this nature is "forced on the grower, whether he be prepared for it or not." Similar remarks have been made by another excellent gardener, Mr. Fish, namely, that cuttings of the same variety of *Calceolaria*, which he obtained from a neighbour, "showed much greater vigour than some of his own that were treated in exactly the same manner," and he attributed this solely to his own plants having become "to a certain extent worn out or tired of their quarters." Something of this kind apparently occurs in grafting and budding fruit-trees; for, according to Mr. Abbey, grafts or buds generally take on a distinct variety or even species, or on a stock previously grafted, with greater facility than on stocks raised from seeds of the variety which is to be grafted; and he believes this cannot be altogether explained by the stocks in question being better adapted to the soil and climate of the place. It should, however, be added, that varieties grafted or budded on very distinct kinds, though they may take more readily and grow at first more vigorously than when grafted on closely allied stocks, afterwards often become unhealthy.

I have studied M. Tessier's careful and elaborate experiments,* made to disprove the common belief that good is derived from a change of seed; and he certainly shows that the same seed may with care be cultivated on the same farm (it is not stated whether on exactly the same soil) for ten consecutive years without loss. Another excellent observer, Colonel Le Couteur,⁷ has come to the same conclusion; but then he expressly adds, if the same seed be used, "that which is grown on land manured from the mixen one year becomes seed for land prepared with lime, and that again becomes seed for land dressed with ashes, then for land dressed with mixed manure, and so on." But this in effect is a systematic exchange of seed, within the limits of the same farm.

On the whole the belief, which has long been held by many skilful cultivators, that good follows from exchanging seed, tubers, &c., seems to be fairly well founded. Considering the small size of most seeds, it seems hardly credible that the advantage thus derived can be due to the seeds obtaining in one soil some chemical element deficient in the other soil. As plants after once germinating naturally become fixed to the same spot, it might have been anticipated that they would show the good effects of a change more plainly than animals, which continually wander about; and this apparently is the

* 'Mém. de l'Acad. des Sciences,' 1790, p. 209.

⁷ 'On the Varieties of Wheat,' p. 52.

case. Life depending on, or consisting in, an incessant play of the most complex forces, it would appear that their action is in some way stimulated by slight changes in the circumstances to which each organism is exposed. All forces throughout nature, as Mr. Herbert Spencer⁸ remarks, tend towards an equilibrium, and for the life of each being it is necessary that this tendency should be checked. If these views and the foregoing facts can be trusted, they probably throw light, on the one hand, on the good effects of crossing the breed, for the germ will be thus slightly modified or acted on by new forces; and on the other hand, on the evil effects of close interbreeding prolonged during many generations, during which the germ will be acted on by a male having almost identically the same constitution.

Sterility from changed Conditions of Life.

I will now attempt to show that animals and plants, when removed from their natural conditions, are often rendered in some degree infertile or completely barren; and this occurs even when the conditions have not been greatly changed. This conclusion is not necessarily opposed to that at which we have just arrived, namely, that lesser changes of other kinds are advantageous to organic beings. Our present subject is of some importance, from having an intimate connexion with the causes of variability. Indirectly it perhaps bears on the sterility of species when crossed: for as, on the one hand, slight changes in the conditions of life are favourable to plants and animals, and the crossing of varieties adds to the size, vigour, and fertility of their offspring; so, on the other hand, certain other changes in the conditions of life cause sterility; and as this likewise ensues from crossing much-modified forms or species, we have a parallel and double series of facts, which apparently stand in close relation to each other.

It is notorious that many animals, though perfectly tamed,

⁸ Mr. Spencer has fully and ably discussed this whole subject in his 'Principles of Biology,' 1864, vol. ii. ch. x. In the first edition of my 'Origin of Species,' 1859, p. 267, I spoke of the good effects from slight changes in the conditions of life and from cross-

breeding, and of the evil effects from great changes in the conditions and from crossing widely distinct forms, as a series of facts "connected together by some common but unknown bond, which is essentially related to the principle of life."

refuse to breed in captivity. Isidore Geoffroy St. Hilaire⁹ consequently has drawn a broad distinction between tamed animals which will not breed under captivity, and truly domesticated animals which breed freely—generally more freely, as shown in the sixteenth chapter, than in a state of nature. It is possible and generally easy to tame most animals; but experience has shown that it is difficult to get them to breed regularly, or even at all. I shall discuss this subject in detail; but will give only those cases which seem most illustrative. My materials are derived from notices scattered through various works, and especially from a Report, drawn up for me by the kindness of the officers of the Zoological Society of London, which has especial value, as it records all the cases, during nine years from 1838-46, in which the animals were seen to couple but produced no offspring, as well as the cases in which they never, as far as known, coupled. This MS. Report I have corrected by the annual Reports subsequently published. Many facts are given on the breeding of the animals in that magnificent work, 'Gleanings from the Menageries of Knowsley Hall,' by Dr. Gray. I made, also, particular inquiries from the experienced keeper of the birds in the old Surrey Zoological Gardens. I should premise that a slight change in the treatment of animals sometimes makes a great difference in their fertility; and it is probable that the results observed in different menageries would differ. Indeed some animals in our Zoological Gardens have become more productive since the year 1846. It is, also, manifest from F. Cuvier's account of the *Jardin des Plantes*,¹⁰ that the animals formerly bred much less freely there than with us; for instance, in the Duck tribe, which is highly prolific, only one species had at that period produced young.

The most remarkable cases, however, are afforded by animals kept in their native country, which, though perfectly tamed, quite healthy, and allowed some freedom, are absolutely incapable of breeding. Rongger,¹¹ who in Paraguay particularly attended to this subject, specifies six quadrupeds in this condition; and he mentions two or three others which most rarely

⁹ 'Essais de Zoologie Générale,' 1841, p. 256.

¹¹ 'Säugethiere von Paraguay,' 1830, s. 49, 106, 118, 124, 201, 208, 249, 265,

¹⁰ Du Rut, 'Annales du Muséum,' 1807, tom. ix. p. 120.

327.

breed. Mr. Bates, in his admirable work on the Amazons, strongly insists on similar cases;¹² and he remarks, that the fact of thoroughly tamed native mammals and birds not breeding when kept by the Indians, cannot be wholly accounted for by their negligence or indifference, for the turkey is valued by them, and the fowl has been adopted by the remotest tribes. In almost every part of the world—for instance, in the interior of Africa, and in several of the Polynesian islands—the natives are extremely fond of taming the indigenous quadrupeds and birds; but they rarely or never succeed in getting them to breed.

The most notorious case of an animal not breeding in captivity is that of the elephant. Elephants are kept in large numbers in their native Indian home, live to old age, and are vigorous enough for the severest labour; yet, with one or two exceptions, they have never been known even to couple, though both males and females have their proper periodical seasons. If, however, we proceed a little eastward to Ava, we hear from Mr. Crawford¹³ that their "breeding in the domestic state, or at least in the half-domestic state in which the female elephants are generally kept, is of every-day occurrence;" and Mr. Crawford informs me that he believes that the difference must be attributed solely to the females being allowed to roam the forests with some degree of freedom. The captive rhinoceros, on the other hand, seems from Bishop Heber's account¹⁴ to breed in India far more readily than the elephant. Four wild species of the horse genus have bred in Europe, though here exposed to a great change in their natural habits of life; but the species have generally been crossed one with another. Most of the members of the pig family breed readily in our menageries: even the Red River hog (*Potamochoerus penicillatus*), from the sweltering plains of West Africa, has bred twice in the Zoological Gardens. Here also the Pocary (*Dicotyles torquatus*) has bred several times; but another species, the *D. labiatus*, though rendered so tame as to be half-domesticated, breeds so rarely in its native country of Paraguay, that according to Rengger¹⁵ the fact requires confirmation. Mr. Bates remarks that the tapir, though often kept tame in Amazonia by the Indians, never breeds.

Ruminants generally breed quite freely in England, though brought from widely different climates, as may be seen in the Annual Reports of the Zoological Gardens, and in the Gleanings from Lord Derby's menagerie.

The Carnivora, with the exception of the Plantigrade division, generally breed (though with capricious exceptions) almost as freely as ruminants. Many species of Felide have bred in various menageries, although imported from various climates and closely confined. Mr. Bartlett, the present superintendent of the Zoological Gardens,¹⁶ remarks that the lion appears to breed more frequently and to bring forth more young at a birth than any other species of the family. He adds that the tiger has rarely bred;

¹² 'The Naturalist on the Amazons,' 1863, vol. i. pp. 99, 193; vol. ii. p. 113.

¹³ 'Embassy to the Court of Ava,' vol. i. p. 534.

¹⁴ 'Journal,' vol. i. p. 213.

¹⁵ 'Säugethiere,' s. 327.

¹⁶ On the Breeding of the larger Felida, 'Proc. Zool. Soc.,' 1861, p. 140.

"but there are several well-authenticated instances of the female tiger breeding with the lion." Strange as the fact may appear, many animals under confinement unite with distinct species and produce hybrids quite as freely as, or even more freely than, with their own species. On inquiring from Dr. Falconer and others, it appears that the tiger when confined in India does not breed, though it has been known to couple. The cheetah (*Felis jubata*) has never been known by Mr. Bartlett to breed in England, but it has bred at Frankfort; nor does it breed in India, where it is kept in large numbers for hunting; but no pains would be taken to make them breed, as only those animals which have hunted for themselves in a state of nature are serviceable and worth training.¹⁷ According to Rengger, two species of wild cats in Paraguay, though thoroughly tamed, have never bred. Although so many of the Felidæ breed readily in the Zoological Gardens, yet conception by no means always follows union: in the nine-year Report, various species are specified which were observed to couple seventy-three times, and no doubt this must have passed many times unnoticed; yet from the seventy-three unions only fifteen births ensued. The Carnivora in the Zoological Gardens were formerly less freely exposed to the air and cold than at present, and this change of treatment, as I was assured by the former superintendent, Mr. Miller, greatly increased their fertility. Mr. Bartlett, and there cannot be a more capable judge, says, "it is remarkable that lions breed more freely "in travelling collections than in the Zoological Gardens; probably the "constant excitement and irritation produced by moving from place to "place, or change of air, may have considerable influence in the matter."

Many members of the Dog family breed readily when confined. The Dhole is one of the most untameable animals in India, yet a pair kept there by Dr. Falconer produced young. Foxes, on the other hand, rarely breed, and I have never heard of such an occurrence with the European fox: the silver fox of North America (*Canis argentatus*), however, has bred several times in the Zoological Gardens. Even the otter has bred there. Every one knows how readily the semi-domesticated ferret breeds, though shut up in miserably small cages; but other species of *Viverra* and *Paradoxurus* absolutely refuse to breed in the Zoological Gardens. The Genetta has bred both here and in the Jardin des Plantes, and produced hybrids. The *Herpestes fasciatus* has likewise bred; but I was formerly assured that the *H. griseus*, though many were kept in the Gardens, never bred.

The Plantigrade Carnivora breed under confinement much less freely, without our being able to assign any reason, than other members of the group. In the nine-year Report it is stated that the bears had been seen in the Zoological Gardens to couple freely, but previously to 1848 had most rarely conceived. In the Reports published since this date three species have produced young (hybrids in one case), and, wonderful to relate, the white Polar bear has produced young. The badger (*Meles taxus*) has bred several times in the Gardens; but I have not heard of this

¹⁷ Sleeman's 'Rambles in India,' vol. ii. p. 10.

occurring elsewhere in England, and the event must be very rare, for an instance in Germany has been thought worth recording.¹⁸ In Paraguay the native *Nasua*, though kept in pairs during many years and perfectly tamed, has never been known, according to Rengger, to breed or show any sexual passion; nor, as I hear from Mr. Bates, does this animal, or the *Cerculeptes*, breed in the region of the Amazons. Two other plantigrade genera, *Procyon* and *Gulo*, though often kept tame in Paraguay, never breed there. In the Zoological Gardens species of *Nasua* and *Procyon* have been seen to couple; but they did not produce young.

As domesticated rabbits, guinea-pigs, and white mice breed so abundantly when closely confined under various climates, it might have been thought that most other members of the Rodent order would have bred in captivity, but this is not the case. It deserves notice, as showing how the capacity to breed sometimes goes by affinity, that the one native rodent of Paraguay, which there breeds *freely* and has yielded successive generations, is the *Cavia aperea*; and this animal is so closely allied to the guinea-pig, that it has been erroneously thought to be the parent-form.¹⁹ In the Zoological Gardens, some rodents have coupled, but have never produced young; some have neither coupled nor bred; but a few have bred, as the porcupine more than once, the Barbary mouse, lemming, chinchilla, and the agouti (*Dasyprocta aguti*), several times. This latter animal has also produced young in Paraguay, though they were born dead and ill-formed; but in Amazonia, according to Mr. Bates, it never breeds, though often kept tame about the houses. Nor does the paca (*Colognys paca*) breed there. The common hare when confined has, I believe, never bred in Europe;²⁰ though, according to a recent statement, it has crossed with the rabbit. I have never heard of the dormouse breeding in confinement. But squirrels offer a more curious case: with one exception, no species has ever bred in the Zoological Gardens, yet as many as fourteen individuals of *S. palmarum* were kept together during several years. The *S. cinerea* has been seen to couple, but it did not produce young; nor has this species, when rendered extremely tame in its native country, North America, been ever known to breed.²¹ At Lord Derby's menagerie squirrels of many kinds were kept in numbers, but Mr. Thompson, the superintendent, told me that none had ever bred there, or elsewhere as far as he knew. I have never heard of the English squirrel breeding in confinement. But the species which has bred more than once in the Zoological Gardens is the one which perhaps might have been least expected, namely, the flying squirrel (*Sciuropterus volucella*): it has, also, bred several times

¹⁸ Wiegmann's 'Archiv für Naturgesch.' 1837, s. 162.

¹⁹ Rengger, 'Säugethiere,' &c., s. 276. On the parentage of the guinea-pig, see also Isid. Geoffroy St. Hilaire, 'Hist. Nat. Gén.'

²⁰ Although the existence of the *Leporidae*, as described by Dr. Broca ('Journal de Phys.,' tom. ii. p. 370),

is now positively denied, yet Dr. Pigeaux ('Annals and Mag. of Nat. Hist.,' vol. xx, 1867, p. 75) affirms that the hare and rabbit have produced hybrids.

²¹ 'Quadrupeds of North America,' by Audubon and Bachman, 1846, p. 268.

near Birmingham; but the female never produced more than two young at a birth, whereas in its native American home she bears from three to six young.²²

Monkeys, in the nine-year Report from the Zoological Gardens, are stated to unite most freely, but during this period, though many individuals were kept, there were only seven births. I have heard of one American monkey alone, the Ouistiti, breeding in Europe.²³ A Macacus, according to Flourens, bred in Paris; and more than one species of this genus has produced young in London, especially the *Macacus rhesus*, which everywhere shows a special capacity to breed under confinement. Hybrids have been produced both in Paris and London from this same genus. The Arabian baboon, or *Cynocephalus hamatryas*,²⁴ and a *Cercopithecus* have bred in the Zoological Gardens, and the latter species at the Duke of Northumberland's. Several members of the family of Lemurs have produced hybrids in the Zoological Gardens. It is much more remarkable that monkeys very rarely breed when confined in their native country; thus the Cay (*Cebus azara*) is frequently and completely tamed in Paraguay, but Rengger²⁵ says that it breeds so rarely, that he never saw more than two females which had produced young. A similar observation has been made with respect to the monkeys which are frequently tamed by the aborigines in Brazil.²⁶ In the region of the Amazons, these animals are so often kept in a tame state, that Mr. Bates in walking through the streets of Parà counted thirteen species; but, as he asserts, they have never been known to breed in captivity.²⁷

Birds.

Birds offer in some respects better evidence than quadrupeds, from their breeding more rapidly and being kept in greater numbers. We have seen that carnivorous animals are more fertile under confinement than most other mammals. The reverse holds good with carnivorous birds. It is said²⁸ that as many as eighteen species have been used in Europe for hawking, and several others in Persia and India;²⁹ they have been kept in their native country in the finest condition, and have been flown during six, eight, or nine years;³⁰ yet there is no record of their having ever produced young. As these birds were formerly caught whilst young, at great expense, being imported from Iceland, Norway, and Sweden, there can

²² London's 'Mag. of Nat. Hist.,' vol. ix., 1836, p. 571; Audubon and Bachman's 'Quadrupeds of North America,' p. 221.

²³ Flourens, 'De l'Instinct,' &c., 1845, p. 88.

²⁴ See 'Annual Reports Zoolog. Soc.,' 1855, 1858, 1863, 1864; 'Times' newspaper, Aug. 10th, 1847; Flourens, 'De l'Instinct,' p. 85.

²⁵ 'Säugethiere,' &c., s. 34, 49.

²⁶ Art. Brazil, 'Penny Cyclop.,' p. 363.

²⁷ 'The Naturalist on the River Amazon,' vol. i. p. 99.

²⁸ 'Encyclop. of Rural Sports,' p. 691.

²⁹ According to Sir A. Burnes ('Cabool,' &c., p. 51), eight species are used for hawking in Scinde.

³⁰ London's 'Mag. of Nat. Hist.,' vol. vi., 1833, p. 110.

be little doubt that, if possible, they would have been propagated. In the Jardin des Plantes, no bird of prey has been known to couple.²² No hawk, vulture, or owl has ever produced fertile eggs in the Zoological Gardens, or in the old Surrey Gardens, with the exception, in the former place on one occasion, of a condor and a kite (*Mivus niger*). Yet several species, namely, the *Aquila fusca*, *Haliastur leucocephalus*, *Falco tinnunculus*, *F. subbuteo*, and *Buteo vulgaris*, have been seen to couple in the Zoological Gardens. Mr. Morris²³ mentions as a unique fact that a kestrel (*Falco tinnunculus*) bred in an aviary. The one kind of owl which has been known to couple in the Zoological Gardens was the Eagle Owl (*Bubo maximus*); and this species shows a special inclination to breed in captivity; for a pair at Arundel Castle, kept more nearly in a state of nature "than ever fell to the lot of an animal deprived of its liberty,"²⁴ actually reared their young. Mr. Gurney has given another instance of this same owl breeding in confinement; and he records the case of a second species of owl, the *Strix passerina*, breeding in captivity.²⁵

Of the smaller graminivorous birds, many kinds have been kept tame in their native countries, and have lived long; yet, as the highest authority on cage-birds²⁶ remarks, their propagation is "uncommonly difficult." The canary-bird shows that there is no inherent difficulty in these birds breeding freely in confinement; and Audubon says²⁷ that the *Fringilla (Spiza) ciris* of North America breeds as perfectly as the canary. The difficulty with the many finches which have been kept in confinement is all the more remarkable as more than a dozen species could be named which have yielded hybrids with the canary; but hardly any of these, with the exception of the siskin (*Fringilla spinus*), have reproduced their own kind. Even the bullfinch (*Loxia pyrrhula*) has bred as frequently with the canary, though belonging to a distinct genus, as with its own species.²⁸ With respect to the skylark (*Alauda arvensis*), I have heard of birds living for seven years in an aviary, which never produced young; and a great London bird-fancier assured me that he had never known an instance of their breeding; nevertheless one case has been recorded.²⁹ In the nine-year Report from the Zoological Society, twenty-four incessorial species are enumerated which had not bred, and of these only four were known to have coupled.

Parrots are singularly long-lived birds; and Humboldt mentions the curious fact of a parrot in South America, which spoke the language of

²² F. Cuvier, 'Annal. du Muséum,' tom. ix. p. 128.

²³ 'The Zoologist,' vol. vii.-viii., 1849-50, p. 2648.

²⁴ Knex, 'Ornithological Rambles in Sussex,' p. 91.

²⁵ 'The Zoologist,' vol. vii.-viii., 1849-50, p. 2566; vol. ix.-x., 1851-2, p. 3207.

²⁶ Bechstein, 'Naturgesch. der Stubenvögel,' 1840, s. 20.

²⁷ 'Ornithological Biography,' vol. v. p. 517.

²⁸ A case is recorded in 'The Zoologist,' vol. i.-ii., 1843-45, p. 453. For the siskin breeding, vol. iii.-iv., 1845-46, p. 1075. Bechstein, 'Stubenvögel,' s. 139, speaks of bullfinches making nests, but rarely producing young.

²⁹ Yarrell's 'Hist. British Birds,' 1839, vol. i. p. 412.

an extinct Indian tribe, so that this bird preserved the sole relic of a lost language. Even in this country there is reason to believe³⁹ that parrots have lived to the age of nearly one hundred years; yet, though many have been kept in Europe, they breed so rarely that the event has been thought worth recording in the gravest publications.⁴⁰ According to Bechstein⁴¹ the African *Psittacus erithacus* breeds oftener than any other species: the *P. mexicus* occasionally lays fertile eggs, but rarely succeeds in hatching them; this bird, however, has the instinct of incubation sometimes so strongly developed, that it will hatch the eggs of fowls or pigeons. In the Zoological Gardens and in the old Surrey Gardens some few species have coupled, but, with the exception of three species of parakeets, none have bred. It is a much more remarkable fact that in Guiana parrots of two kinds, as I am informed by Sir R. Schomburgk, are often taken from the nests by the Indians and reared in large numbers; they are so tame that they fly freely about the houses, and come when called to be fed, like pigeons; yet he has never heard of a single instance of their breeding.⁴² In Jamaica, a resident naturalist, Mr. R. Hill,⁴³ says, "no birds more readily submit to human dependence than the parrot-tribe, but no instance of a parrot breeding in this tame life has been known yet." Mr. Hill specifies a number of other native birds kept tame in the West Indies, which never breed in this state.

The great pigeon family offers a striking contrast with parrots: in the nine-year Report thirteen species are recorded as having bred, and, what is more noticeable, only two were seen to couple without any result. Since the above date every annual Report gives many cases of various pigeons breeding. The two magnificent crowned pigeons (*Goura coronata* and *Victoria*) produced hybrids; nevertheless, of the former species more than a dozen birds were kept, as I am informed by Mr. Crawford, in a park at Penang, under a perfectly well-adapted climate, but never once bred. The *Columba migratoria* in its native country, North America, invariably lays two eggs, but in Lord Derby's menagerie never more than one. The same fact has been observed with the *C. leucocephala*.⁴⁴

Gallinaceous birds of many genera likewise show an eminent capacity for breeding under captivity. This is particularly the case with pheasants; yet our English species seldom lays more than ten eggs in confinement; whilst from eighteen to twenty is the usual number in the wild state.⁴⁵ With the Gallinacæ, as with all other orders, there are marked and inex-

³⁹ Louden's 'Mag. of Nat. History,' vol. ix., 1836, p. 347.

⁴⁰ 'Mémoires du Muséum d'Hist. Nat.,' tom. x. p. 314: five cases of parrots breeding in France are here recorded. See, also, 'Report Brit. Assoc. Zolog.,' 1843.

⁴¹ 'Stubenvögel,' s. 105, 83.

⁴² Dr. Hancock remarks ('Charlesworth's Mag. of Nat. Hist.,' vol. ii., 1838, p. 492), "it is singular that, amongst

the numerous useful birds that are indigenous to Guiana, none are found to propagate among the Indians; yet the common fowl is reared in abundance throughout the country."

⁴³ 'A Week at Port Royal,' 1855, p. 7.

⁴⁴ Audubon, 'American Ornithology,' vol. v. pp. 552, 557.

⁴⁵ Moubray on Poultry, 7th edit., p. 133.

plicable exceptions in regard to the fertility of certain species and genera under confinement. Although many trials have been made with the common partridge, it has rarely bred, even when reared in large aviaries; and the hen will never hatch her own eggs.⁴⁸ The American tribe of Guans or Cracidae are tamed with remarkable ease, but are very shy breeders in this country;⁴⁹ but with care various species were formerly made to breed rather freely in Holland.⁴⁸ Birds of this tribe are often kept in a perfectly tamed condition in their native country by the Indians, but they never breed.⁴⁹ It might have been expected that grouse from their habits of life would not have bred in captivity, more especially as they are said soon to languish and die.⁵⁰ But many cases are recorded of their breeding: the capercaillie (*Tetrao urogallus*) has bred in the Zoological Gardens; it breeds without much difficulty when confined in Norway, and in Russia five successive generations have been reared: *Tetrao tetrix* has likewise bred in Norway; *T. Scoticus* in Ireland; *T. umbellus* at Lord Derby's; and *T. cupido* in North America.

It is scarcely possible to imagine a greater change in habits than that which the members of the ostrich family must suffer, when cooped up in small enclosures under a temperate climate, after freely roaming over desert and tropical plains or entangled forests. Yet almost all the kinds, even the mooruk (*Casuarinus Bennetti*) from New Ireland, has frequently produced young in the various European menageries. The African ostrich, though perfectly healthy and living long in the South of France, never lays more than from twelve to fifteen eggs, though in its native country it lays from twenty-five to thirty.⁵¹ Here we have another instance of fertility impaired, but not lost, under confinement, as with the flying squirrel, the hen-pheasant, and two species of American pigeons.

Most Waders can be tamed, as the Rev. E. S. Dixon informs me, with remarkable facility; but several of them are short-lived under confinement, so that their sterility in this state is not surprising. The cranes breed more readily than other genera: *Gros montigresia* has bred several times in Paris and in the Zoological Gardens, as has *G. cinerea* at the latter place, and *G. antigone* at Calcutta. Of other members of this great order, *Tetraopteryx paradisea* has bred at Knowsley, a Porphyrio in Sicily, and the *Gallinula chloropus* in the Zoological Gardens. On the other hand, several

⁴⁸ Temminck, 'Hist. Nat. Gén. des Pigeons,' &c., 1813, tom. iii. pp. 288, 382; 'Annals and Mag. of Nat. Hist.,' vol. xii., 1843, p. 453. Other species of partridge have occasionally bred; as the red-legged (*P. rubra*), when kept in a large court in France (see 'Journal de Physique,' tom. xxv. p. 294), and in the Zoological Gardens in 1856.

⁴⁹ Rev. E. S. Dixon, 'The Dovecote,' 1851, pp. 243-252.

⁵⁰ Temminck, 'Hist. Nat. Gén. des Pigeons,' &c., tom. ii. pp. 456, 458; tom. iii. pp. 2, 13, 47.

⁴⁹ Bates, 'The Naturalist on the Amazons,' vol. i. p. 193; vol. ii. p. 112.

⁵⁰ Temminck, 'Hist. Nat. Gén.,' &c., tom. iii. p. 125. For *Tetrao urogallus*, see L. Lloyd, 'Field Sports of North of Europe,' vol. i. pp. 287, 314; and 'Bull. de la Soc. d'Acclimat.,' tom. vii., 1860, p. 600. For *T. Scoticus*, Thompson, 'Nat. Hist. of Ireland,' vol. ii., 1850, p. 49. For *T. cupido*, 'Boston Journal of Nat. Hist.,' vol. iii. p. 199.

⁵¹ Marcel de Serres, 'Annales des Sci. Nat.,' 2nd series, Zoolog., tom. xiii. p. 175.

birds belonging to this order will not breed in their native country, Jamaica; and the Psophia, though often kept by the Indians of Guiana about their houses, "is seldom or never known to breed."⁵²

No birds breed with such complete facility under confinement as the members of the great Duck family; yet, considering their aquatic and wandering habits, and the nature of their food, this could not have been anticipated. Even some time ago above two dozen species had bred in the Zoological Gardens; and M. Selys-Longchamps has recorded the production of hybrids from forty-four different members of the family; and to these Professor Newton has added a few more cases.⁵³ "There is not," says Mr. Dixon,⁵⁴ "in the wide world, a goose which is not in the strict sense of the word domesticable;" that is, capable of breeding under confinement; but this statement is probably too bold. The capacity to breed sometimes varies in individuals of the same species; thus Audubon⁵⁵ kept for more than eight years some wild geese (*Anser Canadensis*), but they would not mate; whilst other individuals of the same species produced young during the second year. I know of but one instance in the whole family of a species which absolutely refuses to breed in captivity, namely, the *Dendrocygna viduata*, although, according to Sir R. Schomburgk,⁵⁶ it is easily tamed, and is frequently kept by the Indians of Guiana. Lastly, with respect to Gulls, though many have been kept in the Zoological Gardens and in the old Surrey Gardens, no instance was known before the year 1848 of their coupling or breeding; but since that period the herring gull (*Larus argentatus*) has bred many times in the Zoological Gardens and at Knowsley.

There is reason to believe that insects are affected by confinement like the higher animals. It is well known that the Sphingidæ rarely breed when thus treated. An entomologist⁵⁷ in Paris kept twenty-five specimens of *Saturnia pyri*, but did not succeed in getting a single fertile egg. A number of females of *Orthosia munda* and of *Mamestra suavis* reared in confinement were unattractive to the males.⁵⁸ Mr. Newport kept nearly a hundred individuals of two species of Vanessa, but not one paired; this, however, might have been due to their habit of coupling on the wing.⁵⁹ Mr. Atkinson could never succeed in India in making the Tarroo silk-moth breed in confinement.⁶⁰ It appears that a number of moths, especially the Sphingidæ, when hatched in the autumn out of their proper season,

⁵² Dr. Hancock, in 'Charlesworth's Mag. of Nat. Hist.' vol. ii., 1838, p. 491; R. Hill, 'A Week at Port Royal,' p. 8; 'Guide to the Zoological Gardens,' by P. L. Scater, 1859, pp. 11, 12; 'The Knowsley Menagerie,' by Dr. Gray, 1846, pl. xiv.; E. Blyth, 'Report Asiatic Soc. of Bengal,' May, 1855.

⁵³ Prof. Newton, in 'Proc. Zoolog. Soc.,' 1860, p. 336.

⁵⁴ 'The Dovecote and Aviary,' p. 428.

⁵⁵ 'Ornithological Biography,' vol. iii. p. 9.

⁵⁶ 'Geograph. Journal,' vol. xiii., 1844, p. 32.

⁵⁷ Loudon's 'Mag. of Nat. Hist.,' vol. v., 1832, p. 153.

⁵⁸ 'Zoologist,' vols. v.-vi., 1847-48, p. 1660.

⁵⁹ 'Transact. Entomolog. Soc.,' vol. iv., 1845, p. 60.

⁶⁰ 'Transact. Linn. Soc.,' vol. vii. p. 40.

are completely barren; but this latter case is still involved in some obscurity.⁶¹

Independently of the fact of many animals under confinement not coupling, or, if they couple, not producing young, there is evidence of another kind that their sexual functions are thus disturbed. For many cases have been recorded of the loss by male birds when confined of their characteristic plumage. Thus the common linnet (*Linota cannabina*) when caged does not acquire the fine crimson colour on its breast, and one of the buntings (*Emberiza passerina*) loses the black on its head. A Pyrrhula and an Oriolus have been observed to assume the quiet plumage of the hen-bird; and the *Falco albidus* returned to the dress of an earlier age.⁶² Mr. Thompson, the superintendent of the Knowsley menagerie, informed me that he had often observed analogous facts. The horns of a male deer (*Cervus Canadensis*) during the voyage from America were badly developed; but subsequently in Paris perfect horns were produced.

When conception takes place under confinement, the young are often born dead, or die soon, or are ill-formed. This frequently occurs in the Zoological Gardens, and, according to Rengger, with native animals confined in Paraguay. The mother's milk often fails. We may also attribute to the disturbance of the sexual functions the frequent occurrence of that monstrous instinct which leads the mother to devour her own offspring,—a mysterious case of perversion, as it at first appears.

Sufficient evidence has now been advanced to prove that animals when first confined are eminently liable to suffer in their reproductive systems. We feel at first naturally inclined to attribute the result to loss of health, or at least to loss of vigour; but this view can hardly be admitted when we reflect how healthy, long-lived, and vigorous many animals are under cap-

⁶¹ See an interesting paper by Mr. Newman, in the 'Zoologist,' 1857, p. 5764; and Dr. Wallace, in 'Proc. Entomolog. Soc.,' June 4th, 1860, p. 119.

⁶² Yarrell's 'British Birds,' vol. i. p.

506; Bechstein, 'Stubenvögel,' s. 185; 'Philosoph. Transact.,' 1772, p. 271. Bronn ('Geschichte der Natur,' Band ii. s. 96) has collected a number of cases. For the case of the deer, see 'Penny Cyclop.,' vol. viii. p. 350.

tivity, such as parrots, and hawks when used for hawking, chetahs when used for hunting, and elephants. The reproductive organs themselves are not diseased; and the diseases, from which animals in menageries usually perish, are not those which in any way affect their fertility. No domestic animal is more subject to disease than the sheep, yet it is remarkably prolific. The failure of animals to breed under confinement has been sometimes attributed exclusively to a failure in their sexual instincts: this may occasionally come into play, but there is no obvious reason why this instinct should be especially liable to be affected with perfectly tamed animals, except indeed indirectly through the reproductive system itself being disturbed. Moreover, numerous cases have been given of various animals which couple freely under confinement, but never conceive; or, if they conceive and produce young, these are fewer in number than is natural to the species. In the vegetable kingdom instinct of course can play no part; and we shall presently see that plants when removed from their natural conditions are affected in nearly the same manner as animals. Change of climate cannot be the cause of the loss of fertility, for, whilst many animals imported into Europe from extremely different climates breed freely, many others when confined in their native land are completely sterile. Change of food cannot be the chief cause; for ostriches, ducks, and many other animals, which must have undergone a great change in this respect, breed freely. Carnivorous birds when confined are extremely sterile; whilst most carnivorous mammals, except plantigrades, are moderately fertile. Nor can the amount of food be the cause; for a sufficient supply will certainly be given to valuable animals; and there is no reason to suppose that much more food would be given to them, than to our choice domestic productions which retain their full fertility. Lastly, we may infer from the case of the elephant, chetah, various hawks, and of many animals which are allowed to lead an almost free life in their native land, that want of exercise is not the sole cause.

It would appear that any change in the habits of life, whatever these habits may be, if great enough, tends to affect in an inexplicable manner the powers of reproduction. The result

depends more on the constitution of the species than on the nature of the change; for certain whole groups are affected more than others; but exceptions always occur, for some species in the most fertile groups refuse to breed, and some in the most sterile groups breed freely. Those animals which usually breed freely under confinement, rarely breed, as I was assured, in the Zoological Gardens, within a year or two after their first importation. When an animal which is generally sterile under confinement happens to breed, the young apparently do not inherit this power; for had this been the case, various quadrupeds and birds, which are valuable for exhibition, would have become common. Dr. Broca even affirms⁶³ that many animals in the Jardin des Plantes, after having produced young for three or four successive generations, become sterile; but this may be the result of too close interbreeding. It is a remarkable circumstance that many mammals and birds have produced hybrids under confinement quite as readily as, or even more readily than, they have procreated their own kind. Of this fact many instances have been given;⁶⁴ and we are thus reminded of those plants which when cultivated refuse to be fertilised by their own pollen, but can easily be fertilised by that of a distinct species. Finally, we must conclude, limited as the conclusion is, that changed conditions of life have an especial power of acting injuriously on the reproductive system. The whole case is quite peculiar, for these organs, though not diseased, are thus rendered incapable of performing their proper functions, or perform them imperfectly.

Sterility of Domesticated Animals from changed conditions.—With respect to domesticated animals, as their domestication mainly depends on the accident of their breeding freely under captivity, we ought not to expect that their reproductive system would be affected by any moderate degree of change. Those orders of quadrupeds and birds, of which the wild species breed most readily in our menageries, have afforded us the greatest number of domesticated productions. Savages in most parts of the world are fond of taming animals;⁶⁵ and if any of these regularly produced

⁶³ 'Journal de Physiologie,' tom. ii. p. 347.

⁶⁴ For additional evidence on this subject, see F. Cuvier, in 'Annales du Muséum,' tom. xii. p. 119.

⁶⁵ Numerous instances could be given. Thus Livingstone ('Travels,' p. 217) states that the King of the Barotse, an inland tribe which never had any communication with white men, was

young, and were at the same time useful, they would be at once domesticated. If, when their masters migrated into other countries, they were in addition found capable of withstanding various climates, they would be still more valuable; and it appears that the animals which breed readily in captivity can generally withstand different climates. Some few domesticated animals, such as the reindeer and camel, offer an exception to this rule. Many of our domesticated animals can bear with undiminished fertility the most unnatural conditions; for instance, rabbits, guinea-pigs, and ferrets breed in miserably confined hutches. Few European dogs of any kind withstand without degeneration the climate of India; but as long as they survive, they retain, as I hear from Dr. Falconer, their fertility; so it is, according to Dr. Daniell, with English dogs taken to Sierra Leone. The fowl, a native of the hot jungles of India, becomes more fertile than its parent-stock in every quarter of the world, until we advance as far north as Greenland and Northern Siberia, where this bird will not breed. Both fowls and pigeons, which I received during the autumn direct from Sierra Leone, were at once ready to couple.⁶⁵ I have, also, seen pigeons breeding as freely as the common kinds within a year after their importation from the Upper Nile. The guinea-fowl, an aboriginal of the hot and dry deserts of Africa, whilst living under our damp and cool climate, produces a large supply of eggs.

Nevertheless, our domesticated animals under new conditions occasionally show signs of lessened fertility. Roulin asserts that in the hot valleys of the equatorial Cordillera sheep are not fully fecund;⁶⁶ and according to Lord Somerville,⁶⁷ the merino-sheep which he imported from Spain were not at first perfectly fertile. It is said⁶⁸ that mares brought up on dry food in the stable, and turned out to grass, do not at first breed. The peahen, as we have seen, is said not to lay so many eggs in England as in India. It was long before the canary-bird was fully fertile, and even now first-rate breeding birds are not common.⁶⁹ In the hot and dry province of Delhi, the eggs of the turkey, as I hear from Dr. Falconer, though placed under a hen, are extremely liable to fail. According to Roulin, geese taken within a recent period to the lofty plateau of Bogota, at first laid seldom, and then only a few eggs; of these scarcely a fourth were hatched, and half the young birds died: in the second generation they were more fertile; and when Roulin wrote they were becoming as

extremely fond of taming animals, and every young antelope was brought to him. Mr. Galton informs me that the Damaras are likewise fond of keeping pets. The Indians of South America follow the same habit. Capt. Wilkes states that the Polynesians of the Samoan Islands tamed pigeons; and the New Zealanders, as Mr. Mantell informs me, kept various kinds of birds.

⁶⁵ For analogous cases with the fowl,

see Réaumur, 'Art de faire Eclorre,' &c., 1749, p. 243; and Col. Sykes, in 'Proc. Zoolog. Soc.,' 1832, &c. With respect to the fowl not breeding in northern regions, see Latham's 'Hist. of Birds,' vol. viii., 1823, p. 169.

⁶⁷ 'Mém. par divers Savans, Acad. des Sciences,' tom. vi., 1835, p. 347.

⁶⁸ Youatt on Sheep, p. 181.

⁶⁹ J. Mills, 'Treatise on Cattle,' 1776, p. 72.

⁷⁰ Bechstein, 'Stubenvögel,' s. 242.

fertile as our geese in Europe. In the Philippine Archipelago the goose it is asserted, will not breed or even lay eggs.⁷¹ A more curious case is that of the fowl, which, according to Roulin, when first introduced would not breed at Cusco in Bolivia, but subsequently became quite fertile; and the English Game fowl, lately introduced, had not as yet arrived at its full fertility, for to raise two or three chickens from a nest of eggs was thought fortunate. In Europe close confinement has a marked effect on the fertility of the fowl: it has been found in France that with fowls allowed considerable freedom only twenty per cent. of the eggs failed; when allowed less freedom forty per cent. failed; and in close confinement sixty out of the hundred were not hatched.⁷² So we see that unnatural and changed conditions of life produce some effect on the fertility of our most thoroughly domesticated animals, in the same manner, though in a far less degree, as with captive wild animals.

It is by no means rare to find certain males and females which will not breed together, though both are known to be perfectly fertile with other males and females. We have no reason to suppose that this is caused by these animals having been subjected to any change in their habits of life; therefore such cases are hardly related to our present subject. The cause apparently lies in an innate sexual incompatibility of the pair which are matched. Several instances have been communicated to me by Mr. W. C. Spooner (well known for his essay on Cross-breeding), by Mr. Eyton of Eyton, by Mr. Wicksted and other breeders, and especially by Mr. Waring of Chelsfield, in relation to horses, cattle, pigs, foxhounds, other dogs, and pigeons.⁷³ In these cases, females, which either previously or subsequently were proved to be fertile, failed to breed with certain males, with whom it was particularly desired to match them. A change in the constitution of the female may sometimes have occurred before she was put to the second male; but in other cases this explanation is hardly tenable, for a female, known not to be barren, has been unsuccessfully paired seven or eight times with the same male likewise known to be perfectly fertile. With cart-mares, which sometimes will not breed with stallions of pure blood, but subsequently have bred with cart-stallions, Mr. Spooner is inclined to attribute the failure to the lesser sexual power of the race-horse. But I have heard from the greatest breeder of race-horses at the present day, through Mr. Waring, that "it frequently occurs with a mare to be put several times during one or two seasons to a particular stallion of acknowledged power, and yet prove barren; the mare afterwards breeding at once with some other horse." These facts are worth recording, as they show, like so many previous facts, on what slight constitutional differences the fertility of an animal often depends.

⁷¹ Crawford's 'Descriptive Dict. of ix., 1862, pp. 380, 384.
the Indian Islands,' 1856, p. 145.

⁷² For pigeons, see Dr. Chapuis, 'Le

⁷³ 'Bull. de la Soc. Acclimat.,' tom. Pigeon Voyageur Belge,' 1865, p. 66.

Sterility of Plants from changed Conditions of Life, and from other causes.

In the vegetable kingdom cases of sterility frequently occur, analogous with those previously given in the animal kingdom. But the subject is obscured by several circumstances, presently to be discussed, namely, the contabescence of the anthers, as Gärtner has named a certain affection—monstrosities—double-ness of the flower—much-enlarged fruit—and long-continued or excessive propagation by buds.

It is notorious that many plants in our gardens and hot-houses, though preserved in the most perfect health, rarely or never produce seed. I do not allude to plants which run to leaves, from being kept too damp, or too warm, or too much manured; for these do not produce the reproductive individual or flower, and the case may be wholly different. Nor do I allude to fruit not ripening from want of heat, or rotting from too much moisture. But many exotic plants, with their ovules and pollen appearing perfectly sound, will not set any seed. The sterility in many cases, as I know from my own observation, is simply due to the absence of the proper insects for carrying the pollen to the stigma. But after excluding the several cases just specified, there are many plants in which the reproductive system has been seriously affected by the altered conditions of life to which they have been subjected.

It would be tedious to enter on many details. Linnæus long ago observed⁷⁴ that Alpine plants, although naturally loaded with seed, produce either few or none when cultivated in gardens. But exceptions often occur: the *Draba sylvestris*, one of our most thoroughly Alpine plants, multiplies itself by seed in Mr. H. C. Watson's garden, near London; and Kerner, who has particularly attended to the cultivation of Alpine plants, found that various kinds, when cultivated, spontaneously sowed themselves.⁷⁵ Many plants which naturally grow in peat-earth are entirely sterile in our gardens. I have noticed the same fact with several liliaceous plants, which nevertheless grew vigorously.

Too much manure renders some kinds utterly sterile, as I have myself observed. The tendency to sterility from this cause runs in families; thus, according to Gärtner,⁷⁶ it is hardly possible to give too much manure to most Gramineæ, Crucifere, and Leguminosæ, whilst succulent and bulbous-rooted plants are easily affected. Extreme poverty of soil is less

⁷⁴ 'Swedish Acts,' vol. i., 1739, p. 3. Pallas makes the same remark in his *Travels* (Eng. transl.), vol. i. p. 292.

⁷⁵ A. Kerner, 'Die Cultur der Alpenpflanzen,' 1864, s. 139; Watson's 'Cybele Britannica,' vol. i. p. 131; Mr.

D. Cameron, also, has written on the culture of Alpine plants in 'Gard. Chronicle,' 1848, pp. 253, 268, and mentions a few which seed.

⁷⁶ 'Beiträge zur Kenntniss der Befruchtung,' 1844, s. 333.

apt to induce sterility; but dwarfed plants of *Trifolium minus* and *repens*, growing on a lawn often mown and never manured, did not produce any seed. The temperature of the soil, and the season at which plants are watered, often have a marked effect on their fertility, as was observed by Kölreuter in the case of *Mirabilis*.⁷⁷ Mr. Scott in the Botanic Gardens of Edinburgh observed that *Oncidium divaricatum* would not set seed when grown in a basket in which it thrived, but was capable of fertilisation in a pot where it was a little damper. *Pelargonium fulgidum*, for many years after its introduction, seeded freely; it then became sterile; now it is fertile⁷⁸ if kept in a dry stove during the winter. Other varieties of pelargonium are sterile and others fertile without our being able to assign any cause. Very slight changes in the position of a plant, whether planted on a bank or at its base, sometimes make all the difference in its producing seed. Temperature apparently has a much more powerful influence on the fertility of plants than on that of animals. Nevertheless it is wonderful what changes some few plants will withstand with undiminished fertility: thus the *Zephyranthes candida*, a native of the moderately warm banks of the Plata, sows itself in the hot dry country near Lima, and in Yorkshire resists the severest frosts, and I have seen seeds gathered from pods which had been covered with snow during three weeks.⁷⁹ *Berberis Wallichii*, from the hot Khasia range in India, is uninjured by our sharpest frosts, and ripens its fruit under our cool summers. Nevertheless I presume we must attribute to change of climate the sterility of many foreign plants; thus the Persian and Chinese lilacs (*Syringa Persica* and *Chinensis*), though perfectly hardy, never here produce a seed; the common lilac (*S. vulgaris*) seeds with us moderately well, but in parts of Germany the capsules never contain seed.⁸⁰

Some of the cases, given in the last chapter, of self-impotent plants, which are fertile both on the male and female side when united with distinct individuals or species, might have been here introduced; for as this peculiar form of sterility generally occurs with exotic plants or with endemic plants cultivated in pots, and as it disappeared in the *Passiflora alata* when grafted, we may conclude that in these cases it is the result of the treatment to which the plants or their parents have been exposed.

The liability of plants to be affected in their fertility by slightly changed conditions is the more remarkable, as the pollen when once in process of formation is not easily injured; a plant may be transplanted, or a branch with flower-buds be cut off and placed in water, and the pollen will be matured. Pollen, also, when once mature, may be kept for weeks or even months.⁸¹ The female organs are more sensitive, for Gärtner⁸² found that dioecyledonous plants, when carefully removed so that they did not in the least flag, could seldom be fertilised; this occurred even with potted

⁷⁷ 'Nova Acta Petrop.,' 1793, p. 391.

⁷⁸ 'Cottage Gardener,' 1856, pp. 44, 109.

⁷⁹ Dr. Herbert, 'Amaryllidacea,' p. 176.

⁸⁰ Gärtner, 'Beiträge zur Kenntniss,'

&c., s. 560, 564.

⁸¹ 'Gardener's Chronicle,' 1844, p. 215; 1850, p. 470.

⁸² 'Beiträge zur Kenntniss,' &c., s. 252, 333.

plants if the roots had grown out of the hole at the bottom. In some few cases, however, as with *Digitalis*, transplantation did not prevent fertilisation; and according to the testimony of Mawz, *Brassica rapa*, when pulled up by its roots and placed in water, ripened its seed. Flower-stems of several monocotyledonous plants when cut off and placed in water likewise produce seed. But in these cases I presume that the flowers had been already fertilised, for Herbert⁸⁵ found with the *Crocus* that the plants might be removed or mutilated after the act of fertilisation, and would still perfect their seeds; but that, if transplanted before being fertilised, the application of pollen was powerless.

Plants which have been long cultivated can generally endure with undiminished fertility various and great changes; but not in most cases so great a change of climate as domesticated animals. It is remarkable that many plants under these circumstances are so much affected that the proportions and the nature of their chemical ingredients are modified, yet their fertility is unimpaired. Thus, as Dr. Falconer informs me, there is a great difference in the character of the fibre in hemp, in the quantity of oil in the seed of the *Linum*, in the proportion of narcotin to morphine in the poppy, in gluten to starch in wheat, when these plants are cultivated on the plains and on the mountains of India; nevertheless, they all remain fully fertile.

Contabescence.—Gärtner has designated by this term a peculiar condition of the anthers in certain plants, in which they are shrivelled, or become brown and tough, and contain no good pollen. When in this state they exactly resemble the anthers of the most sterile hybrids. Gärtner,⁸⁶ in his discussion on this subject, has shown that plants of many orders are occasionally thus affected; but the Caryophyllaceæ and Liliaceæ suffer most, and to these orders, I think, the Ericaceæ may be added. Contabescence varies in degree, but on the same plant all the flowers are generally affected to nearly the same extent. The anthers are affected at a very early period in the flower-bud, and remain in the same state (with one recorded exception) during the life of the plant. The affection cannot be cured by any change of treatment, and is propagated by layers, cuttings, &c., and perhaps even by seed. In contabescent plants the female organs are seldom affected, or merely become precocious in their development. The cause of this affection is doubtful, and is different in different cases. Until I read Gärtner's discussion I attributed it, as apparently did Herbert, to the unnatural treatment of the plants; but its permanence under changed conditions, and the female organs not being affected, seem incompatible with this view. The fact of several endemic plants becoming contabescent in our gardens seems, at first sight, equally incompatible with this view; but Kölreuter believes that this is the result of their transplantation. The contabescent plants of *Dianthus* and *Verbascum*, found wild by Wiegmann, grew on a dry and sterile bank. The fact that exotic

⁸⁵ 'Journal of Hort. Soc.,' vol. ii. 1847, p. 83.

⁸⁶ 'Beiträge zur Kenntniss,' &c., s. 117 et seq.; Kölreuter, 'Zweite Fortsetz-

ung,' s. 10, 121; 'Dritte Fortsetzung,' s. 57. Herbert, 'Amaryllidaceæ,' p. 335. Wiegmann, 'Ueber die Bastarderzeugung,' s. 27.

plants are eminently liable to this affection also seems to show that it is in some manner caused by their unnatural treatment. In some instances, as with *Silene*, Gärtner's view seems the most probable, namely, that it is caused by an inherent tendency in the species to become dioecious. I can add another cause, namely, the illegitimate unions of reciprocally dimorphic or trimorphic plants, for I have observed seedlings of three species of *Primula* and of *Lythrum salicaria*, which had been raised from plants illegitimately fertilised by their own-form pollen, with some or all their anthers in a contabescent state. There is perhaps an additional cause, namely, self-fertilisation; for many plants of *Dianthus* and *Lobelia*, which had been raised from self-fertilised seeds, had their anthers in this state; but these instances are not conclusive, as both genera are liable from other causes to this affection.

Cases of an opposite nature likewise occur, namely, plants with the female organs struck with sterility, whilst the male organs remain perfect. *Dianthus Japonicus*, a *Passiflora*, and *Nicotiana*, have been described by Gärtner⁸⁵ as being in this unusual condition.

Monstrosities as a cause of Sterility.—Great deviations of structure, even when the reproductive organs themselves are not seriously affected, sometimes cause plants to become sterile. But in other cases plants may become monstrous to an extreme degree and yet retain their full fertility. Galesio, who certainly had great experience,⁸⁶ often attributes sterility to this cause; but it may be suspected that in some of his cases sterility was the cause, and not the result, of the monstrous growths. The curious St. Valery apple, although it bears fruit, rarely produces seed. The wonderfully anomalous flowers of *Begonia frigida*, formerly described, though they appear fit for fructification, are sterile.⁸⁷ Species of *Primula*, in which the calyx is brightly coloured, are said⁸⁸ to be often sterile, though I have known them to be fertile. On the other hand, Verlot gives several cases of proliferous flowers which can be propagated by seed. This was the case with a poppy, which had become monopetalous by the union of its petals.⁸⁹ Another extraordinary poppy, with the stamens replaced by numerous small supplementary capsules, likewise reproduces itself by seed. This has also occurred with a plant of *Saxifraga gem*, in which a series of adventitious carpels, bearing ovules on their margins, had been developed between the stamens and the normal carpels.⁹⁰ Lastly, with respect to peloric flowers, which depart wonderfully from the natural structure,—those of *Linaria vulgaris* seem generally to be more or less sterile, whilst those before described of *Antirrhinum majus*, when artificially fertilised with their own pollen, are perfectly

⁸⁵ 'Bastarderzeugung,' s. 356.

⁸⁶ 'Teoria della Riproduzione,' 1816, p. 84; 'Traité du Citrus,' 1811, p. 67.

⁸⁷ Mr. C. W. Crocker, in 'Gard. Chronicle,' 1861, p. 1092.

⁸⁸ Verlot, 'Des Variétés,' 1865, p. 80.

⁸⁹ Verlot, *idem*, p. 88.

⁹⁰ Prof. Allman, Brit. Assoc., quoted

in the 'Phytologist,' vol. ii. p. 483.

Prof. Harvey, on the authority of Mr. Andrews, who discovered the plant, informed me that this monstrosity could be propagated by seed. With respect to the poppy, see Prof. Goepfert, as quoted in 'Journal of Horticulture,' July 1st, 1863, p. 171.

fertile, though sterile when left to themselves, for bees are unable to crawl into the narrow tubular flower. The peloric flowers of *Corydalis solida*, according to Godron,⁹¹ are barren; whilst those of *Gloxinia* are well known to yield plenty of seed. In our greenhouse *Pelargoniums*, the central flower of the truss is often peloric, and Mr. Masters informs me that he tried in vain during several years to get seed from these flowers. I likewise made many vain attempts, but sometimes succeeded in fertilising them with pollen from a normal flower of another variety; and conversely I several times fertilised ordinary flowers with peloric pollen. Only once I succeeded in raising a plant from a peloric flower fertilised by pollen from a peloric flower borne by another variety; but the plant, it may be added, presented nothing particular in its structure. Hence we may conclude that no general rule can be laid down; but any great deviation from the normal structure, even when the reproductive organs themselves are not seriously affected, certainly often leads to sexual impotence.

Double Flowers.—When the stamens are converted into petals, the plant becomes on the male side sterile; when both stamens and pistils are thus changed, the plant becomes completely barren. Symmetrical flowers having numerous stamens and petals are the most liable to become double, as perhaps follows from all multiple organs being the most subject to variability. But flowers furnished with only a few stamens, and others which are asymmetrical in structure, sometimes become double, as we see with the double gorse or *Ulex*, *Petunia*, and *Antirrhinum*. The Composite bear what are called double flowers by the abnormal development of the corolla of their central florets. Doubleness is sometimes connected with proliferation,⁹² or the continued growth of the axis of the flower. Doubleness is strongly inherited. No one has produced, as Lindley remarks,⁹³ double flowers by promoting the perfect health of the plant. On the contrary, unnatural conditions of life favour their production. There is some reason to believe that seeds kept during many years, and seeds believed to be imperfectly fertilised, yield double flowers more freely than fresh and perfectly fertilised seed.⁹⁴ Long-continued cultivation in rich soil seems to be the commonest exciting cause. A double narcissus and a double *Anthemis nobilis*, transplanted into very poor soil, have been observed to become single;⁹⁵ and I have seen a completely double white primrose rendered permanently single by being divided and transplanted whilst in full flower. It has been observed by Professor Morren that doubleness of the flowers and variegation of the leaves are antagonistic states; but so many exceptions to the rule have lately been recorded,⁹⁶ that, though general, it cannot be looked at as invariable.

⁹¹ 'Comptes Rendus,' Dec. 19th, 1864, p. 1039.

⁹² 'Gardener's Chronicle,' 1866, p. 681.

⁹³ 'Theory of Horticulture,' p. 333.

⁹⁴ Mr. Fairweather, in 'Transact. Hort. Soc.,' vol. iii. p. 406; Bosse, quoted by Bronn, 'Geschichte der Natur,' B. ii. s. 77. On the effects of the re-

moval of the anthers, see Mr. Leitner, in Silliman's 'North American Journ. of Science,' vol. xxlii. p. 47; and Verlot, 'Des Variétés,' 1865, p. 84.

⁹⁵ Lindley's 'Theory of Horticulture,' p. 333.

⁹⁶ 'Gardener's Chronicle,' 1865, p. 626; 1866, pp. 290, 730; and Verlot, 'Des Variétés,' p. 75.

Variegation seems generally to result from a feeble or atrophied condition of the plant, and a large proportion of the seedlings raised from parents both of which are variegated usually perish at an early age; hence we may perhaps infer that doubleness, which is the antagonistic state, commonly arises from a plethoric condition. On the other hand, extremely poor soil sometimes, though rarely, appears to cause doubleness: I formerly described⁹⁷ some completely double, bud-like, flowers produced in large numbers by stunted wild plants of *Gentiana amarella* growing on a poor chalky bank. I have also noticed a distinct tendency to doubleness in the flowers of a *Ranunculus*, Horse-chesnut, and Bladder-nut (*Ranunculus repens*, *Esculus pavia*, and *Staphylea*), growing under very unfavourable conditions. Professor Lehman⁹⁸ found several wild plants growing near a hot spring with double flowers. With respect to the cause of doubleness, which arises, as we see, under widely different circumstances, I shall presently attempt to show that the most probable view is that unnatural conditions first give a tendency to sterility, and that then, on the principle of compensation, as the reproductive organs do not perform their proper functions, they either become developed into petals, or additional petals are formed. This view has lately been supported by Mr. Laxton,⁹⁹ who advances the case of some common peas, which, after long-continued heavy rain, flowered a second time, and produced double flowers.

Seedless Fruit.—Many of our most valuable fruits, although consisting in a homological sense of widely different organs, are either quite sterile, or produce extremely few seeds. This is notoriously the case with our best pears, grapes, and figs, with the pine-apple, banana, bread-fruit, pomegranate, azarole, date-palms, and some members of the orange-tribe. Poorer varieties of these same fruits either habitually or occasionally yield seed.¹⁰⁰ Most horticulturists look at the great size and anomalous development of the fruit as the cause, and sterility as the result; but the opposite view, as we shall presently see, is more probable.

Sterility from the excessive development of the Organs of Growth or Vegetation.—Plants which from any cause grow too luxuriantly, and produce leaves, stems, runners, suckers, tubers, bulbs, &c., in excess, sometimes do not flower, or if they flower do not yield seed. To make European vegetables under the hot climate of India yield seed, it is necessary to check their growth; and, when one-third grown, they are taken up, and their stems and

⁹⁷ 'Gardener's Chronicle,' 1843, p. 628. In this article I suggested the following theory on the doubleness of flowers.

⁹⁸ Quoted by Gärtner, 'Bastardzeugung,' s. 567.

⁹⁹ 'Gardener's Chronicle,' 1866, p. 901.

¹⁰⁰ Lindley, 'Theory of Horticulture,' p. 175-179; Godron, 'De l'Espèce,' tom. i. p. 106; Pickering, 'Races of Man'; Gallezio, 'Teoria della Riproduzione,'

1816, p. 101-110. Meyen ('Reise um Erde,' Th. ii. s. 214) states that at Manilla one variety of the banana is full of seeds; and Chamisso (Hooker's 'Bot. Misc.,' vol. i. p. 310) describes a variety of the bread-fruit in the Mariana Islands with small fruit, containing seeds which are frequently perfect. Burnes, in his 'Travels in Bokhara,' remarks on the pomegranate seeding in Mazenderan, as a remarkable peculiarity.

tap-roots are cut or mutilated.¹⁰¹ So it is with hybrids; for instance, Prof. Lecoq¹⁰² had three plants of *Mirabilis*, which, though they grew luxuriantly and flowered, were quite sterile; but after beating one with a stick until a few branches alone were left, these at once yielded good seed. The sugar-cane, which grows vigorously and produces a large supply of succulent stems, never, according to various observers, bears seed in the West Indies, Malaga, India, Cochin China, or the Malay Archipelago.¹⁰³ Plants which produce a large number of tubers are apt to be sterile, as occurs, to a certain extent, with the common potato; and Mr. Fortune informs me that the sweet potato (*Convolvulus batatas*) in China never, as far as he has seen, yields seed. Dr. Royle remarks¹⁰⁴ that in India the *Agave vivipara*, when grown in rich soil, invariably produces bulbs, but no seeds; whilst a poor soil and dry climate leads to an opposite result. In China, according to Mr. Fortune, an extraordinary number of little bulbs are developed in the axils of the leaves of the yam, and this plant does not bear seed. Whether in these cases, as in those of double flowers and seedless fruit, sexual sterility from changed conditions of life is the primary cause which leads to the excessive development of the organs of vegetation, is doubtful; though some evidence might be advanced in favour of this view. It is perhaps a more probable view that plants which propagate themselves largely by one method, namely by buds, have not sufficient vital power or organised matter for the other method of sexual generation.

Several distinguished botanists and good practical judges believe that long-continued propagation by cuttings, runners, tubers, bulbs, &c., independently of any excessive development of these parts, is the cause of many plants failing to produce flowers and of others failing to produce fertile flowers,—it is as if they had lost the habit of sexual generation.¹⁰⁵ That many plants when thus propagated are sterile there can be no doubt, but whether the long continuance of this form of propagation is the actual cause of their sterility, I will not venture, from the want of sufficient evidence, to express an opinion.

That plants may be propagated for long periods by buds, without the aid of sexual generation, we may safely infer from this being the case with many plants which must have long survived in a state of nature. As I have had occasion before to allude to this subject, I will here give such cases as I have collected. Many alpine plants ascend mountains beyond the height at which they can produce seed.¹⁰⁶ Certain species of

¹⁰¹ Ingledeu, in 'Transact. of Agricult. and Hort. Soc. of India,' vol. ii.

¹⁰² 'De la Fécondation,' 1862, p. 308.

¹⁰³ Hooker's 'Bot. Misc.,' vol. i. p. 99; Galesio, 'Teoria della Riproduzione,' p. 110.

¹⁰⁴ 'Transact. Linn. Soc.,' vol. xvii. p. 563.

¹⁰⁵ Godron, 'De l'Espèce,' tom. ii. p. 106; Herbert on Crocus, in 'Journal

of Hort. Soc.,' vol. i., 1846, p. 254—Dr. Wight, from what he has seen in India, believes in this view; 'Madras Journal of Lit. and Science,' vol. iv., 1836, p. 61.

¹⁰⁶ Wahlenberg specifies eight species in this state on the Lapland Alps: see Appendix to Linnæus' 'Tour in Lapland,' translated by Sir J. E. Smith, vol. ii. pp. 274-280.

Poa and Festuca, when growing on mountain-pastures, propagate themselves, as I hear from Mr. Bentham, almost exclusively by bulbets. Kahn gives a more curious instance¹⁰⁷ of several American trees, which grow so plentifully in marshes or in thick woods, that they are certainly well adapted for these stations, yet scarcely ever produce seeds; but when accidentally growing on the outside of the marsh or wood, are loaded with seed. The common ivy is found in Northern Sweden and Russia, but flowers and fruits only in the southern provinces. The *Acorus calamus* extends over a large portion of the globe, but so rarely perfects its fruit that this has been seen but by few botanists.¹⁰⁸ The *Hypericum calycinum*, which propagates itself so freely in our shrubberies by rhizomas, and is naturalised in Ireland, blossoms profusely, but sets no seed; nor did it set any when fertilised in my garden by pollen from plants growing at a distance. The *Lysimachia nummularia*, which is furnished with long runners, so seldom produces seed-capsules, that Prof. Decaisne,¹⁰⁹ who has especially attended to this plant, has never seen it in fruit. The *Carex rigida* often fails to perfect its seed in Scotland, Lapland, Greenland, Germany, and New Hampshire in the United States.¹¹⁰ The periwinkle (*Vinca minor*), which spreads largely by runners, is said scarcely ever to produce fruit in England;¹¹¹ but this plant requires insect-aid for its fertilisation, and the proper insects may be absent or rare. The *Jussiaea grandiflora* has become naturalised in Southern France, and has spread by its rhizomas so extensively as to impede the navigation of the waters, but never produces fertile seed.¹¹² The horse-radish (*Cochlearia armoracia*) spreads pertinaciously and is naturalised in various parts of Europe; though it bears flowers, these rarely produce capsules: Professor Caspary also informs me that he has watched this plant since 1851, but has never seen its fruit; nor is this surprising, as he finds scarcely a grain of good pollen. The common little *Ranunculus ficaria* rarely, and some say never, bears seed in England, France, or Switzerland; but in 1863 I observed seeds on several plants growing near my house. According to M. Chatin, there are two forms of this *Ranunculus*; and it is the bulbiferous form which does not yield seed from producing no pollen.¹¹³ Other cases analo-

¹⁰⁷ 'Travels in North America,' Eng. transl., vol. iii. p. 175.

¹⁰⁸ With respect to the ivy and *Acorus*, see Dr. Broomfield in the 'Phytologist,' vol. iii. p. 376. See also Lindley and Vaucher on the *Acorus*.

¹⁰⁹ 'Annal. des Sc. Nat.,' 3rd series, Zool., tom. iv. p. 280. Prof. Decaisne refers also to analogous cases with mosses and lichens near Paris.

¹¹⁰ Mr. Tuckerman, in Silliman's 'American Journal of Science,' vol. xlv. p. 41.

¹¹¹ Sir J. E. Smith, 'English Flora,' vol. i. p. 339.

¹¹² G. Planchon, 'Flora de Montpellier,' 1864, p. 20.

¹¹³ On the non-production of seeds in England see Mr. Crocker, in 'Gardener's Weekly Magazine,' 1852, p. 70; Vaucher, 'Hist. Phys. Plantes d'Europe,' tom. i. p. 33; Lecoq, 'Géograph. Bot. de l'Europe,' tom. iv. p. 466; Dr. D. Clos, in 'Annal. des Sc. Nat.,' 3rd series, Bot., tom. xvii., 1852, p. 129: this latter author refers to other analogous cases. On the non-production of pollen by this *Ranunculus* see Chatin, in 'Comptes Rendus,' June 11th, 1866.

gous with the foregoing could be given; for instance, some kinds of mosses and lichens have never been seen to fructify in France.

Some of these endemic and naturalised plants are probably rendered sterile from excessive multiplication by buds, and their consequent incapacity to produce and nourish seed. But the sterility of others more probably depends on the peculiar conditions under which they live, as in the case of the ivy in the northern parts of Europe, and of the trees in the swamps of the United States; yet these plants must be in some respects eminently well adapted for the stations which they occupy, for they hold their places against a host of competitors.

Finally, when we reflect on the sterility which accompanies the doubling of flowers,—the excessive development of fruit,—and a great increase in the organs of vegetation, we must bear in mind that the whole effect has seldom been caused at once. An incipient tendency is observed, and continued selection completes the work, as is known to be the case with our double flowers and best fruits. The view which seems the most probable, and which connects together all the foregoing facts and brings them within our present subject, is, that changed and unnatural conditions of life first give a tendency to sterility; and in consequence of this, the organs of reproduction being no longer able fully to perform their proper functions, a supply of organised matter, not required for the development of the seed, flows either into these same organs and renders them foliaceous, or into the fruit, stems, tubers, &c., increasing their size and succulency. But I am far from wishing to deny that there exists, independently of any incipient sterility, an antagonism between the two forms of reproduction, namely, by seed and by buds, when either is carried to an extreme degree. That incipient sterility plays an important part in the doubling of flowers, and in the other cases just specified, I infer chiefly from the following facts. When fertility is lost from a wholly different cause, namely, from hybridism, there is a strong tendency, as Gärtner¹¹⁴ affirms, for flowers to become double, and this tendency is inherited. Moreover it is notorious that with hybrids the male organs become sterile before the female organs, and with double flowers the stamens first become foli-

¹¹⁴ 'Bastarderzeugung,' s. 565. Kùlreuter ('Dritte Fortsetzung,' s. 73, 87, 119) also shows that when two species,

one single and the other double, are crossed, the hybrids are apt to be extremely double.

aceous. This latter fact is well shown by the male flowers of dioecious plants, which, according to Gallesio,¹¹⁵ first become double. Again, Gärtner¹¹⁶ often insists that the flowers of even utterly sterile hybrids, which do not produce any seed, generally yield perfect capsules or fruit,—a fact which has likewise been repeatedly observed by Naudin with the Cucurbitaceæ; so that the production of fruit by plants rendered sterile through any other and distinct cause is intelligible. Kölreuter has also expressed his unbounded astonishment at the size and development of the tubers in certain hybrids; and all experimentalists¹¹⁷ have remarked on the strong tendency in hybrids to increase by roots, runners, and suckers. Seeing that hybrid plants, which from their nature are more or less sterile, thus tend to produce double flowers; that they have the parts including the seed, that is the fruit, perfectly developed, even when containing no seed; that they sometimes yield gigantic roots; that they almost invariably tend to increase largely by suckers and other such means;—seeing this, and knowing, from the many facts given in the earlier parts of this chapter, that almost all organic beings when exposed to unnatural conditions tend to become more or less sterile, it seems much the most probable view that with cultivated plants sterility is the exciting cause, and double flowers, rich seedless fruit, and in some cases largely-developed organs of vegetation, &c., are the indirect results—these results having been in most cases largely increased through continued selection by man.

¹¹⁵ 'Teoria della Riproduzione Veg.,' 1816, p. 73.

¹¹⁶ 'Bastarderzeugung,' s. 573.

¹¹⁷ *Ibid.*, s. 527.

CHAPTER XIX.

SUMMARY OF THE FOUR LAST CHAPTERS, WITH REMARKS
ON HYBRIDISM.

ON THE EFFECTS OF CROSSING — THE INFLUENCE OF DOMESTICATION ON FERTILITY — CLOSE INTERBREEDING — GOOD AND EVIL RESULTS FROM CHANGED CONDITIONS OF LIFE — VARIETIES WHEN CROSSED NOT INVARIABLY FERTILE — ON THE DIFFERENCE IN FERTILITY BETWEEN CROSSED SPECIES AND VARIETIES — CONCLUSIONS WITH RESPECT TO HYBRIDISM — LIGHT THROWN ON HYBRIDISM BY THE ILLEGITIMATE PROGENY OF DIMORPHIC AND TRIMORPHIC PLANTS — STERILITY OF CROSSED SPECIES DUE TO DIFFERENCES CONFINED TO THE REPRODUCTIVE SYSTEM — NOT ACCUMULATED THROUGH NATURAL SELECTION — REASONS WHY DOMESTIC VARIETIES ARE NOT MUTUALLY STERILE — TOO MUCH STRESS HAS BEEN LAID ON THE DIFFERENCE IN FERTILITY BETWEEN CROSSED SPECIES AND CROSSED VARIETIES — CONCLUSION.

It was shown in the fifteenth chapter that when individuals of the same variety, or even of a distinct variety, are allowed freely to intercross, uniformity of character is ultimately acquired. Some few characters, however, are incapable of fusion, but these are unimportant, as they are almost always of a semi-monstrous nature, and have suddenly appeared. Hence, to preserve our domesticated breeds true, or to improve them by methodical selection, it is obviously necessary that they should be kept separate. Nevertheless, through unconscious selection, a whole body of individuals may be slowly modified, as we shall see in a future chapter, without separating them into distinct lots. Domestic races have often been intentionally modified by one or two crosses, made with some allied race, and occasionally even by repeated crosses with very distinct races; but in almost all such cases, long-continued and careful selection has been absolutely necessary, owing to the excessive variability of the crossed offspring, due to the principle of reversion. In a few instances, however, mongrels have retained a uniform character from their first production.

When two varieties are allowed to cross freely, and one is

much more numerous than the other, the former will ultimately absorb the latter. Should both varieties exist in nearly equal numbers, it is probable that a considerable period would elapse before the acquirement of a uniform character; and the character ultimately acquired would largely depend on prepotency of transmission, and on the conditions of life; for the nature of these conditions would generally favour one variety more than another, so that a kind of natural selection would come into play. Unless the crossed offspring were slaughtered by man without the least discrimination, some degree of unmethodical selection would likewise come into action. From these several considerations we may infer, that when two or more closely allied species first came into the possession of the same tribe, their crossing will not have influenced, in so great a degree as has often been supposed, the character of the offspring in future times; although in some cases it probably has had a considerable effect.

Domestication, as a general rule, increases the prolificness of animals and plants. It eliminates the tendency to sterility which is common to species when first taken from a state of nature and crossed. On this latter head we have no direct evidence; but as our races of dogs, cattle, pigs, &c., are almost certainly descended from aboriginally distinct stocks, and as these races are now fully fertile together, or at least incomparably more fertile than most species when crossed, we may with much confidence accept this conclusion.

Abundant evidence has been given that crossing adds to the size, vigour, and fertility of the offspring. This holds good when there has been no previous close interbreeding. It applies to the individuals of the same variety but belonging to different families, to distinct varieties, sub-species, and partially even to species. In the latter case, though size is often gained, fertility is lost; but the increased size, vigour, and hardiness of many hybrids cannot be accounted for solely on the principle of compensation from the inaction of the reproductive system. Certain plants, both of pure and hybrid origin, though perfectly healthy, have become self-impotent, apparently from the unnatural conditions to which they have been exposed; and such plants, as well as others in their normal state, can be stimulated to fer-

tility only by crossing them with other individuals of the same species or even of a distinct species.

On the other hand, long-continued close interbreeding between the nearest relations diminishes the constitutional vigour, size, and fertility of the offspring; and occasionally leads to malformations, but not necessarily to general deterioration of form or structure. This failure of fertility shows that the evil results of interbreeding are independent of the augmentation of morbid tendencies common to both parents, though this augmentation no doubt is often highly injurious. Our belief that evil follows from close interbreeding rests to a large extent on the experience of practical breeders, especially of those who have reared many animals of the kinds which can be propagated quickly; but it likewise rests on several carefully recorded experiments. With some animals close interbreeding may be carried on for a long period with impunity by the selection of the most vigorous and healthy individuals; but sooner or later evil follows. The evil, however, comes on so slowly and gradually that it easily escapes observation, but can be recognised by the almost instantaneous manner in which size, constitutional vigour, and fertility are regained when animals that have long been interbred are crossed with a distinct family.

These two great classes of facts, namely, the good derived from crossing, and the evil from close interbreeding, with the consideration of the innumerable adaptations throughout nature for compelling, or favouring, or at least permitting, the occasional union of distinct individuals, taken together, lead to the conclusion that it is a law of nature that organic beings shall not fertilise themselves for perpetuity. This law was first plainly hinted at in 1799, with respect to plants, by Andrew Knight,¹ and, not long afterwards, that sagacious observer Kölreuter, after showing how well the Malvaceæ are adapted for

¹ 'Transactions Phil. Soc.,' 1799, p. 202. For Kölreuter, see 'Mém. de l'Acad. de St. Pétersbourg,' tom. iii., 1809 (published 1811), p. 197. In reading C. K. Sprengel's remarkable work, 'Das entdeckte Geheimnisse,' &c., 1793, it is curious to observe how often this wonder-

fully acute observer failed to understand the full meaning of the structure of the flowers which he has so well described, from not always having before his mind the key to the problem, namely, the good derived from the crossing of distinct individual plants.

crossing, asks, "an id aliquid in recessu habeat, quod hujusmodi flores nunquam proprio suo pulvere, sed semper eo aliarum suæ speciei impregnentur, merito quæritur? Certe natura nil facit frustra." Although we may demur to Kölreuter's saying that nature does nothing in vain, seeing how many organic beings retain rudimentary and useless organs, yet undoubtedly the argument from the innumerable contrivances, which favour the crossing of distinct individuals of the same species, is of the greatest weight. The most important result of this law is that it leads to uniformity of character in the individuals of the same species. In the case of certain hermaphrodites, which probably intercross only at long intervals of time, and with unisexual animals inhabiting somewhat separated localities, which can only occasionally come into contact and pair, the greater vigour and fertility of the crossed offspring will ultimately prevail in giving uniformity of character to the individuals of the same species. But when we go beyond the limits of the same species, free intercrossing is barred by the law of sterility.

In searching for facts which might throw light on the cause of the good effects from crossing, and of the evil effects from close interbreeding, we have seen that, on the one hand, it is a widely prevalent and ancient belief that animals and plants profit from slight changes in their condition of life; and it would appear that the germ, in a somewhat analogous manner, is more effectually stimulated by the male element, when taken from a distinct individual, and therefore slightly modified in nature, than when taken from a male having the same identical constitution. On the other hand, numerous facts have been given, showing that when animals are first subjected to captivity, even in their native land, and although allowed much liberty, their reproductive functions are often greatly impaired or quite annulled. Some groups of animals are more affected than others, but with apparently capricious exceptions in every group. Some animals never or rarely couple: some couple freely, but never or rarely conceive. The secondary male characters, the maternal functions and instincts, are occasionally affected. With plants, when first subjected to cultivation, analogous facts have been observed. We probably owe our double flowers, rich seedless

fruits, and in some cases greatly developed tubers, &c., to incipient sterility of the above nature combined with a copious supply of nutriment. Animals which have long been domesticated, and plants which have long been cultivated, can generally withstand with unimpaired fertility great changes in their conditions of life; though both are sometimes slightly affected. With animals the somewhat rare capacity of breeding freely under confinement has mainly determined, together with their utility, the kinds which have been domesticated.

We can in no case precisely say what is the cause of the diminished fertility of an animal when first captured, or of a plant when first cultivated; we can only infer that it is caused by a change of some kind in the natural conditions of life. The remarkable susceptibility of the reproductive system to such changes,—a susceptibility not common to any other organ,—apparently has an important bearing on Variability, as we shall see in a future chapter.

It is impossible not to be struck with the double parallelism between the two classes of facts just alluded to. On the one hand, slight changes in the conditions of life, and crosses between slightly modified forms or varieties, are beneficial as far as prolificness and constitutional vigour are concerned. On the other hand, changes in the conditions greater in degree, or of a different nature, and crosses between forms which have been slowly and greatly modified by natural means,—in other words, between species,—are highly injurious, as far as the reproductive system is concerned, and in some few instances as far as constitutional vigour is concerned. Can this parallelism be accidental? Does it not rather indicate some real bond of connection? As a fire goes out unless it be stirred up, so the vital forces are always tending, according to Mr. Herbert Spencer, to a state of equilibrium, unless disturbed and renovated through the action of other forces.

In some few cases varieties tend to keep distinct, by breeding at different periods, by great differences in size, or by sexual preference,—in this latter respect more especially resembling species in a state of nature. But the actual crossing of varieties, far from diminishing, generally adds to the fertility of both the first union and the mongrel offspring. Whether all

the most widely distinct domestic varieties are invariably quite fertile when crossed, we do not positively know; much time and trouble would be requisite for the necessary experiments, and many difficulties occur, such as the descent of the various races from aboriginally distinct species, and the doubts whether certain forms ought to be ranked as species or varieties. Nevertheless, the wide experience of practical breeders proves that the great majority of varieties, even if some should hereafter prove not to be indefinitely fertile *inter se*, are far more fertile when crossed, than the vast majority of closely allied natural species. A few remarkable cases have, however, been given on the authority of excellent observers, showing that with plants certain forms, which undoubtedly must be ranked as varieties, yield fewer seeds when crossed than is natural to the parent-species. Other varieties have had their reproductive powers so far modified that they are either more or less fertile than are their parents, when crossed with a distinct species.

Nevertheless, the fact remains indisputable that domesticated varieties of animals and of plants, which differ greatly from each other in structure, but which are certainly descended from the same aboriginal species, such as the races of the fowl, pigeon, many vegetables, and a host of other productions, are extremely fertile when crossed; and this seems to make a broad and impassable barrier between domestic varieties and natural species. But, as I will now attempt to show, the distinction is not so great and overwhelmingly important as it at first appears.

On the Difference in Fertility between Varieties and Species when crossed.

This work is not the proper place for fully treating the subject of hybridism, and I have already given in my 'Origin of Species' a moderately full abstract. I will here merely enumerate the general conclusions which may be relied on, and which bear on our present point.

Firstly, the laws governing the production of hybrids are identical, or nearly identical, in the animal and vegetable kingdoms.

Secondly, the sterility of distinct species when first united,

and that of their hybrid offspring, graduates, by an almost infinite number of steps, from zero, when the ovule is never impregnated and a seed-capsule is never formed, up to complete fertility. We can only escape the conclusion that some species are fully fertile when crossed, by determining to designate as varieties all the forms which are quite fertile. This high degree of fertility is, however, rare. Nevertheless plants, which have been exposed to unnatural conditions, sometimes become modified in so peculiar a manner, that they are much more fertile when crossed by a distinct species than when fertilised by their own pollen. Success in effecting a first union between two species, and the fertility of their hybrids, depends in an eminent degree on the conditions of life being favourable. The innate sterility of hybrids of the same parentage and raised from the same seed-capsule often differs much in degree.

Thirdly, the degree of sterility of a first cross between two species does not always run strictly parallel with that of their hybrid offspring. Many cases are known of species which can be crossed with ease, but yield hybrids excessively sterile; and conversely some which can be crossed with great difficulty, but produce fairly fertile hybrids. This is an inexplicable fact, on the view that species have been specially endowed with mutual sterility in order to keep them distinct.

Fourthly, the degree of sterility often differs greatly in two species when reciprocally crossed; for the first will readily fertilise the second; but the latter is incapable, after hundreds of trials, of fertilising the former. Hybrids produced from reciprocal crosses between the same two species, likewise sometimes differ in their degree of sterility. These cases also are utterly inexplicable on the view of sterility being a special endowment.

Fifthly, the degree of sterility of first crosses and of hybrids runs, to a certain extent, parallel with the general or systematic affinity of the forms which are united. For species belonging to distinct genera can rarely, and those belonging to distinct families can never, be crossed. The parallelism, however, is far from complete; for a multitude of closely allied species will not unite, or unite with extreme difficulty, whilst other species, widely different from each other, can be crossed with perfect facility. Nor does the difficulty depend on ordinary

constitutional differences, for annual and perennial plants, deciduous and evergreen trees, plants flowering at different seasons, inhabiting different stations, and naturally living under the most opposite climates, can often be crossed with ease. The difficulty or facility apparently depends exclusively on the sexual constitution of the species which are crossed; or on their sexual elective affinity, *i. e.* *Wahlverwandschaft* of Gärtner. As species rarely or never become modified in one character, without being at the same time modified in many, and as systematic affinity includes all visible resemblances and dissimilarities, any difference in sexual constitution between two species would naturally stand in more or less close relation with their systematic position.

Sixthly, the sterility of species when first crossed, and that of hybrids, may possibly depend to a certain extent on distinct causes. With pure species the reproductive organs are in a perfect condition, whilst with hybrids they are often plainly deteriorated. A hybrid embryo which partakes of the constitution of its father and mother is exposed to unnatural conditions, as long as it is nourished within the womb, or egg, or seed of the mother-form; and as we know that unnatural conditions often induce sterility, the reproductive organs of the hybrid might at this early age be permanently affected. But this cause has no bearing on the infertility of first unions. The diminished number of the offspring from first unions may often result, as is certainly sometimes the case, from the premature death of most of the hybrid embryos. But we shall immediately see that a law of an unknown nature apparently exists, which causes the offspring from unions, which are infertile, to be themselves more or less infertile; and this at present is all that can be said.

Seventhly, hybrids and mongrels present, with the one great exception of fertility, the most striking accordance in all other respects; namely, in the laws of their resemblance to their two parents, in their tendency to reversion, in their variability, and in being absorbed through repeated crosses by either parent-form.

Since arriving at the foregoing conclusions, condensed from my former work, I have been led to investigate a subject which throws considerable light on hybridism, namely, the fertility of

reciprocally dimorphic and trimorphic plants, when illegitimately united. I have had occasion several times to allude to these plants, and I may here give a brief abstract² of my observations. Several plants belonging to distinct orders present two forms, which exist in about equal numbers, and which differ in no respect except in their reproductive organs; one form having a long pistil with short stamens, the other a short pistil with long stamens; both with differently sized pollen-grains. With trimorphic plants there are three forms likewise differing in the lengths of their pistils and stamens, in the size and colour of the pollen-grains, and in some other respects; and as in each of the three forms there are two sets of stamens, there are altogether six sets of stamens and three kinds of pistils. These organs are so proportioned in length to each other that, in any two of the forms, half the stamens in each stand on a level with the stigma of the third form. Now I have shown, and the result has been confirmed by other observers, that, in order to obtain full fertility with these plants, it is necessary that the stigma of the one form should be fertilised by pollen taken from the stamens of corresponding height in the other form. So that with dimorphic species two unions, which may be called legitimate, are fully fertile, and two, which may be called illegitimate, are more or less infertile. With trimorphic species six unions are legitimate or fully fertile, and twelve are illegitimate or more or less infertile.

The infertility which may be observed in various dimorphic and trimorphic plants, when they are illegitimately fertilised, that is, by pollen taken from stamens not corresponding in height with the pistil, differs much in degree, up to absolute and utter sterility; just in the same manner as occurs in crossing distinct species. As the degree of sterility in the latter case depends in an eminent degree on the conditions of life being more or less favourable, so I have found it with illegitimate unions. It is well known that if pollen of a distinct species be placed on the stigma of a flower, and its own pollen be afterwards, even

² This abstract was published in the fourth edition (1866) of my 'Origin of Species'; but as this edition will be in the hands of but few persons, and as

my original observations on this point have not as yet been published in detail, I have ventured here to reprint the abstract.

after a considerable interval of time, placed on the same stigma, its action is so strongly prepotent that it generally annihilates the effect of the foreign pollen; so it is with the pollen of the several forms of the same species, for legitimate pollen is strongly prepotent over illegitimate pollen, when both are placed on the same stigma. I ascertained this by fertilising several flowers, first illegitimately, and twenty-four hours afterwards legitimately, with pollen taken from a peculiarly coloured variety, and all the seedlings were similarly coloured; this shows that the legitimate pollen, though applied twenty-four hours subsequently, had wholly destroyed or prevented the action of the previously applied illegitimate pollen. Again, as, in making reciprocal crosses between the same two species, there is occasionally a great difference in the result, so something analogous occurs with dimorphic plants; for a short-styled cowslip (*P. veris*) yields more seed when fertilised by the long-styled form, and less seed when fertilised by its own form, compared with a long-styled cowslip when fertilised in the two corresponding methods.

In all these respects the forms of the same undoubted species, when illegitimately united, behave in exactly the same manner as do two distinct species when crossed. This led me carefully to observe during four years many seedlings, raised from several illegitimate unions. The chief result is that these illegitimate plants, as they may be called, are not fully fertile. It is possible to raise from dimorphic species, both long-styled and short-styled illegitimate plants, and from trimorphic plants all three illegitimate forms. These can then be properly united in a legitimate manner. When this is done, there is no apparent reason why they should not yield as many seeds as did their parents when legitimately fertilised. But such is not the case; they are all infertile, but in various degrees; some being so utterly and incurably sterile that they did not yield during four seasons a single seed or even seed-capsule. These illegitimate plants, which are so sterile, although united with each other in a legitimate manner, may be strictly compared with hybrids when crossed *inter se*, and it is well known how sterile these latter generally are. When, on the other hand, a hybrid is crossed with either pure parent-species, the sterility is usually much lessened: and so it is when an illegitimate plant is fertilised by

a legitimate plant. In the same manner as the sterility of hybrids does not always run parallel with the difficulty of making the first cross between the two parent species, so the sterility of certain illegitimate plants was unusually great, whilst the sterility of the union from which they were derived was by no means great. With hybrids raised from the same seed-capsule the degree of sterility is innately variable, so it is in a marked manner with illegitimate plants. Lastly, many hybrids are profuse and persistent flowerers, whilst other and more sterile hybrids produce few flowers, and are weak, miserable dwarfs; exactly similar cases occur with the illegitimate offspring of various dimorphic and trimorphic plants.

Altogether there is the closest identity in character and behaviour between illegitimate plants and hybrids. It is hardly an exaggeration to maintain that the former are hybrids, but produced within the limits of the same species by the improper union of certain forms, whilst ordinary hybrids are produced from an improper union between so-called distinct species. We have already seen that there is the closest similarity in all respects between first illegitimate unions, and first crosses between distinct species. This will perhaps be made more fully apparent by an illustration: we may suppose that a botanist found two well-marked varieties (and such occur) of the long-styled form of the trimorphic *Lythrum salicaria*, and that he determined to try by crossing whether they were specifically distinct. He would find that they yielded only about one-fifth of the proper number of seed, and that they behaved in all the other above-specified respects as if they had been two distinct species. But to make the case sure, he would raise plants from his supposed hybridised seed, and he would find that the seedlings were miserably dwarfed and utterly sterile, and that they behaved in all other respects like ordinary hybrids. He might then maintain that he had actually proved, in accordance with the common view, that his two varieties were as good and as distinct species as any in the world; but he would be completely mistaken.

The facts now given on dimorphic and trimorphic plants are important, because they show us, firstly, that the physiological

test of lessened fertility, both in first crosses and in hybrids, is no safe criterion of specific distinction; secondly, because we may conclude that there must be some unknown law or bond connecting the infertility of illegitimate unions with that of their illegitimate offspring, and we are thus led to extend this view to first crosses and hybrids; thirdly, because we find, and this seems to me of especial importance, that with trimorphic plants three forms of the same species exist, which when crossed in a particular manner are infertile, and yet these forms differ in no respect from each other, except in their reproductive organs,—as in the relative length of the stamens and pistils, in the size, form, and colour of the pollen-grains, in the structure of the stigma, and in the number and size of the seeds. With these differences and no others, either in organisation or constitution, we find that the illegitimate unions and the illegitimate progeny of these three forms are more or less sterile, and closely resemble in a whole series of relations the first unions and hybrid offspring of distinct species. From this we may infer that the sterility of species when crossed and of their hybrid progeny is likewise in all probability exclusively due to differences confined to the reproductive system. We have indeed been brought to a similar conclusion by observing that the sterility of crossed species does not strictly coincide with their systematic affinity, that is, with the sum of their external resemblances; nor does it coincide with their similarity in general constitution. But we are more especially led to this same conclusion by considering reciprocal crosses, in which the male of one species cannot be united, or can be united with extreme difficulty, with the female of a second species, whilst the converse cross can be effected with perfect facility; for this difference in the facility of making reciprocal crosses, and in the fertility of their offspring, must be attributed either to the male or female element in the first species having been differentiated with reference to the sexual element of the second species in a higher degree than in the converse case. In so complex a subject as Hybridism it is of considerable importance thus to arrive at a definitive conclusion, namely, that the sterility which almost invariably follows the union of distinct

species depends exclusively on differences in their sexual constitution.

On the principle which makes it necessary for man, whilst he is selecting and improving his domestic varieties, to keep them separate, it would clearly be advantageous to varieties in a state of nature, that is to incipient species, if they could be kept from blending, either through sexual aversion, or by becoming mutually sterile. Hence it at one time appeared to me probable, as it has to others, that this sterility might have been acquired through natural selection. On this view we must suppose that a shade of lessened fertility first spontaneously appeared, like any other modification, in certain individuals of a species when crossed with other individuals of the same species; and that successive slight degrees of infertility, from being advantageous, were slowly accumulated. This appears all the more probable, if we admit that the structural differences between the forms of dimorphic and trimorphic plants, as the length and curvature of the pistil, &c., have been co-adapted through natural selection; for if this be admitted, we can hardly avoid extending the same conclusion to their mutual infertility. Sterility moreover has been acquired through natural selection for other and widely different purposes, as with neuter insects in reference to their social economy. In the case of plants, the flowers on the circumference of the truss in the guelder-rose (*Viburnum opulus*) and those on the summit of the spike in the feather-hyacinth (*Muscari comosum*) have been rendered conspicuous, and apparently in consequence sterile, in order that insects might easily discover and visit the other flowers. But when we endeavour to apply the principle of natural selection to the acquirement by distinct species of mutual sterility, we meet with great difficulties. In the first place, it may be remarked that separate regions are often inhabited by groups of species or by single species, which when brought together and crossed are found to be more or less sterile; now it could clearly have been of no advantage to such separated species to have been rendered mutually sterile, and consequently this could not have been effected through natural selection; but it may perhaps be argued, that, if a species were rendered sterile with

some one compatriot, sterility with other species would follow as a necessary consequence. In the second place, it is as much opposed to the theory of natural selection, as to the theory of special creation, that in reciprocal crosses the male element of one form should have been rendered utterly impotent on a second form, whilst at the same time the male element of this second form is enabled freely to fertilise the first form; for this peculiar state of the reproductive system could not possibly be advantageous to either species.

In considering the probability of natural selection having come into action in rendering species mutually sterile, one great difficulty will be found to lie in the existence of many graduated steps from slightly lessened fertility to absolute sterility. It may be admitted, on the principle above explained, that it would profit an incipient species if it were rendered in some slight degree sterile when crossed with its parent-form or with some other variety; for thus fewer bastardised and deteriorated offspring would be produced to commingle their blood with the new species in process of formation. But he who will take the trouble to reflect on the steps by which this first degree of sterility could be increased through natural selection to that higher degree which is common to so many species, and which is universal with species which have been differentiated to a generic or family rank, will find the subject extraordinarily complex. After mature reflection it seems to me that this could not have been effected through natural selection; for it could have been of no direct advantage to an individual animal to breed badly with another individual of a different variety, and thus leave few offspring; consequently such individuals could not have been preserved or selected. Or take the case of two species which in their present state, when crossed, produce few and sterile offspring; now, what is there which could favour the survival of those individuals which happened to be endowed in a slightly higher degree with mutual infertility and which thus approached by one small step towards absolute sterility? yet an advance of this kind, if the theory of natural selection be brought to bear, must have incessantly occurred with many species, for a multitude are mutually quite barren. With sterile neuter insects we have reason to

believe that modifications in their structure have been slowly accumulated by natural selection, from an advantage having been thus indirectly given to the community to which they belonged over other communities of the same species; but an individual animal, if rendered slightly sterile when crossed with some other variety, would not thus in itself gain any advantage, or indirectly give any advantage to its nearest relatives or to other individuals of the same variety, leading to their preservation. I infer from these considerations that, as far as animals are concerned, the various degrees of lessened fertility which occur with species when crossed cannot have been slowly accumulated by means of natural selection.

With plants, it is possible that the case may be somewhat different. With many kinds, insects constantly carry pollen from neighbouring plants to the stigmas of each flower; and with some species this is effected by the wind. Now, if the pollen of a variety, when deposited on the stigma of the same variety, should become by spontaneous variation in ever so slight a degree prepotent over the pollen of other varieties, this would certainly be an advantage to the variety; for its own pollen would thus obliterate the effects of the pollen of other varieties, and prevent deterioration of character. And the more prepotent the variety's own pollen could be rendered through natural selection, the greater the advantage would be. We know from the researches of Gärtner that, with species which are mutually sterile, the pollen of each is always prepotent on its own stigma over that of the other species; but we do not know whether this prepotency is a consequence of the mutual sterility, or the sterility a consequence of the prepotency. If the latter view be correct, as the prepotency became stronger through natural selection, from being advantageous to a species in process of formation, so the sterility consequent on prepotency would at the same time be augmented; and the final result would be various degrees of sterility, such as occurs with existing species. This view might be extended to animals, if the female before each birth received several males, so that the sexual element of the prepotent male of her own variety obliterated the effects of the access of previous males belonging to other varieties; but we have no reason to believe, at least

with terrestrial animals, that this is the case; as most males and females pair for each birth, and some few for life.

On the whole we may conclude that with animals the sterility of crossed species has not been slowly augmented through natural selection; and as this sterility follows the same general laws in the vegetable as in the animal kingdom, it is improbable, though apparently possible, that with plants crossed species should have been rendered sterile by a different process. From this consideration, and remembering that species which have never co-existed in the same country, and which therefore could not have received any advantage from having been rendered mutually infertile, yet are generally sterile when crossed; and bearing in mind that in reciprocal crosses between the same two species there is sometimes the widest difference in their sterility, we must give up the belief that natural selection has come into play.

As species have not been rendered mutually infertile through the accumulative action of natural selection, and as we may safely conclude, from the previous as well as from other and more general considerations, that they have not been endowed through an act of creation with this quality, we must infer that it has arisen incidentally during their slow formation in connection with other and unknown changes in their organisation. By a quality arising incidentally, I refer to such cases as different species of animals and plants being differently affected by poisons to which they are not naturally exposed; and this difference in susceptibility is clearly incidental on other and unknown differences in their organisation. So again the capacity in different kinds of trees to be grafted on each other, or on a third species, differs much, and is of no advantage to these trees, but is incidental on structural or functional differences in their woody tissues. We need not feel surprise at sterility incidentally resulting from crosses between distinct species,—the modified descendants of a common progenitor,—when we bear in mind how easily the reproductive system is affected by various causes—often by extremely slight changes in the conditions of life, by too close interbreeding, and by other agencies. It is well to bear in mind such cases, as that of the *Passiflora alata*, which recovered its self-fertility from

being grafted on a distinct species—the cases of plants which normally or abnormally are self-impotent, but can readily be fertilised by the pollen of a distinct species—and lastly the cases of individual domesticated animals which evince towards each other sexual incompatibility.

We now at last come to the immediate point under discussion: how is it that, with some few exceptions in the case of plants, domesticated varieties, such as those of the dog, fowl, pigeon, several fruit-trees, and culinary vegetables, which differ from each other in external characters more than many species, are perfectly fertile when crossed, or even fertile in excess, whilst closely allied species are almost invariably in some degree sterile? We can, to a certain extent, give a satisfactory answer to this question. Passing over the fact that the amount of external difference between two species is no sure guide to their degree of mutual sterility, so that similar differences in the case of varieties would be no sure guide, we know that with species the cause lies exclusively in differences in their sexual constitution. Now the conditions to which domesticated animals and cultivated plants have been subjected, have had so little tendency towards modifying the reproductive system in a manner leading to mutual sterility, that we have good grounds for admitting the directly opposite doctrine of Pallas, namely, that such conditions generally eliminate this tendency; so that the domesticated descendants of species, which in their natural state would have been in some degree sterile when crossed, become perfectly fertile together. With plants, so far is cultivation from giving a tendency towards mutual sterility, that in several well-authenticated cases, already often alluded to, certain species have been affected in a very different manner, for they have become self-impotent, whilst still retaining the capacity of fertilising, and being fertilised by, distinct species. If the Pallasian doctrine of the elimination of sterility through long-continued domestication be admitted, and it can hardly be rejected, it becomes in the highest degree improbable that similar circumstances should commonly both induce and eliminate the same tendency; though in certain cases, with species having a peculiar constitution, sterility might occasionally be thus in-

duced. Thus, as I believe, we can understand why with domesticated animals varieties have not been produced which are mutually sterile; and why with plants only a few such cases have been observed, namely, by Gärtner, with certain varieties of maize and verbascum, by other experimentalists with varieties of the gourd and melon, and by Kölreuter with one kind of tobacco.

With respect to varieties which have originated in a state of nature, it is almost hopeless to expect to prove by direct evidence that they have been rendered mutually sterile; for if even a trace of sterility could be detected, such varieties would at once be raised by almost every naturalist to the rank of distinct species. If, for instance, Gärtner's statement were fully confirmed, that the blue and red-flowered forms of the pimperl (*Anagallis arvensis*) are sterile when crossed, I presume that all the botanists who now maintain on various grounds that these two forms are merely fleeting varieties, would at once admit that they were specifically distinct.

The real difficulty in our present subject is not, as it appears to me, why domestic varieties have not become mutually infertile when crossed, but why this has so generally occurred with natural varieties as soon as they have been modified in a sufficient and permanent degree to take rank as species. We are far from precisely knowing the cause; nor is this surprising, seeing how profoundly ignorant we are in regard to the normal and abnormal action of the reproductive system. But we can see that species, owing to their struggle for life with numerous competitors, must have been exposed to more uniform conditions during long periods of time, than have been domestic varieties; and this may well make a wide difference in the result. For we know how commonly wild animals and plants, when taken from their natural conditions and subjected to captivity, are rendered sterile; and the reproductive functions of organic beings which have always lived and been slowly modified under natural conditions would probably in like manner be eminently sensitive to the influence of an unnatural cross. Domesticated productions, on the other hand, which, as shown by the mere fact of their domestication, were not originally highly sensitive to changes in their conditions of life, and which can now generally resist

with undiminished fertility repeated changes of conditions, might be expected to produce varieties, which would be little liable to have their reproductive powers injuriously affected by the act of crossing with other varieties which had originated in a like manner.

Certain naturalists have recently laid too great stress, as it appears to me, on the difference in fertility between varieties and species when crossed. Some allied species of trees cannot be grafted on each other,—all varieties can be so grafted. Some allied animals are affected in a very different manner by the same poison, but with varieties no such case until recently was known, but now it has been proved that immunity from certain poisons stands in some cases in correlation with the colour of the hair. The period of gestation generally differs much with distinct species, but with varieties until lately no such difference had been observed. The time required for the germination of seeds differs in an analogous manner, and I am not aware that any difference in this respect has as yet been detected with varieties. Here we have various physiological differences, and no doubt others could be added, between one species and another of the same genus, which do not occur, or occur with extreme rarity, in the case of varieties; and these differences are apparently wholly or in chief part incidental on other constitutional differences, just in the same manner as the sterility of crossed species is incidental on differences confined to the sexual system. Why, then, should these latter differences, however serviceable they may indirectly be in keeping the inhabitants of the same country distinct, be thought of such paramount importance, in comparison with other incidental and functional differences? No sufficient answer to this question can be given. Hence the fact that the most distinct domestic varieties are, with rare exceptions, perfectly fertile when crossed, and produce fertile offspring, whilst closely allied species are, with rare exceptions, more or less sterile, is not nearly so formidable an objection as it appears at first to the theory of the common descent of allied species.

CHAPTER XX.

SELECTION BY MAN.

SELECTION A DIFFICULT ART — METHODOICAL, UNCONSCIOUS, AND NATURAL SELECTION — RESULTS OF METHODOICAL SELECTION — CARE TAKEN IN SELECTION — SELECTION WITH PLANTS — SELECTION CARRIED ON BY THE ANCIENTS, AND BY SEMI-CIVILISED PEOPLE — UNIMPORTANT CHARACTERS OFTEN ATTENDED TO — UNCONSCIOUS SELECTION — AS CIRCUMSTANCES SLOWLY CHANGE, SO HAVE OUR DOMESTICATED ANIMALS CHANGED THROUGH THE ACTION OF UNCONSCIOUS SELECTION — INFLUENCE OF DIFFERENT BREEDERS ON THE SAME SUB-VARIETY — PLANTS AS AFFECTED BY UNCONSCIOUS SELECTION — EFFECTS OF SELECTION AS SHOWN BY THE GREAT AMOUNT OF DIFFERENCE IN THE PARTS MOST VALUED BY MAN.

THE power of Selection, whether exercised by man, or brought into play under nature through the struggle for existence and the consequent survival of the fittest, absolutely depends on the variability of organic beings. Without variability nothing can be effected; slight individual differences, however, suffice for the work, and are probably the sole differences which are effective in the production of new species. Hence our discussion on the causes and laws of variability ought in strict order to have preceded our present subject, as well as the previous subjects of inheritance, crossing, &c.; but practically the present arrangement has been found the most convenient. Man does not attempt to cause variability; though he unintentionally effects this by exposing organisms to new conditions of life, and by crossing breeds already formed. But variability being granted, he works wonders. Unless some degree of selection be exercised, the free commingling of the individuals of the same variety soon obliterates, as we have previously seen, the slight differences which may arise, and gives to the whole body of individuals uniformity of character. In separated districts, long-continued exposure to different conditions of life may perhaps produce new races without the aid of selection; but to this difficult subject

of the direct action of the conditions of life we shall in a future chapter recur.

When animals or plants are born with some conspicuous and firmly inherited new character, selection is reduced to the preservation of such individuals, and to the subsequent prevention of crosses; so that nothing more need be said on the subject. But in the great majority of cases a new character, or some superiority in an old character, is at first faintly pronounced, and is not strongly inherited; and then the full difficulty of selection is experienced. Indomitable patience, the finest powers of discrimination, and sound judgment must be exercised during many years. A clearly predetermined object must be kept steadily in view. Few men are endowed with all these qualities, especially with that of discriminating very slight differences; judgment can be acquired only by long experience; but if any of these qualities be wanting, the labour of a life may be thrown away. I have been astonished when celebrated breeders, whose skill and judgment have been proved by their success at exhibitions, have shown me their animals, which appeared all alike, and have assigned their reasons for matching this and that individual. The importance of the great principle of Selection mainly lies in this power of selecting scarcely appreciable differences, which nevertheless are found to be transmissible, and which can be accumulated until the result is made manifest to the eyes of every beholder.

The principle of selection may be conveniently divided into three kinds. *Methodical selection* is that which guides a man who systematically endeavours to modify a breed according to some predetermined standard. *Unconscious selection* is that which follows from men naturally preserving the most valued and destroying the less valued individuals, without any thought of altering the breed; and undoubtedly this process slowly works great changes. Unconscious selection graduates into methodical, and only extreme cases can be distinctly separated; for he who preserves a useful or perfect animal will generally breed from it with the hope of getting offspring of the same character; but as long as he has not a predetermined purpose to improve the breed, he may be said to be selecting

unconsciously.¹ Lastly, we have *Natural selection*, which implies that the individuals which are best fitted for the complex, and in the course of ages changing conditions to which they are exposed, generally survive and procreate their kind. With domestic productions, with which alone we are here strictly concerned, natural selection comes to a certain extent into action, independently of, and even in opposition to, the will of man.

Methodical Selection.—What man has effected within recent times in England by methodical selection is clearly shown by our exhibitions of improved quadrupeds and fancy birds. With respect to cattle, sheep, and pigs, we owe their great improvement to a long series of well-known names—Bakewell, Colling, Ellman, Bates, Jonas Webb, Lords Leicester and Western, Fisher Hobbs, and others. Agricultural writers are unanimous on the power of selection: any number of statements to this effect could be quoted; a few will suffice. Youatt, a sagacious and experienced observer, writes,² the principle of selection is “that which enables the agriculturist, not only to modify the character of his flock, but to change it altogether.” A great breeder of shorthorns³ says, “In the anatomy of the shoulder modern breeders have made great improvements on the Ketton shorthorns by correcting the defect in the knuckle or shoulder-joint, and by laying the top of the shoulder more snugly into the crop, and thereby filling up the hollow behind it. . . . The eye has its fashion at different periods: at one time the eye high and outstanding from the head, and at another time the sleepy eye sunk into the head; but these extremes have merged into the medium of a full, clear, and prominent eye with a placid look.”

Again, hear what an excellent judge of pigs⁴ says: “The legs

¹ The term *unconscious selection* has been objected to as a contradiction; but see some excellent observations on this head by Prof. Huxley (*Nat. Hist. Review*, Oct. 1864, p. 578), who remarks that when the wind heaps up sand-dunes it sifts and *unconsciously selects* from the gravel on the beach

grains of sand of equal size.

² Sheep, 1838, p. 60.

³ Mr. J. Wright on Shorthorn Cattle, in *Journal of Royal Agricult. Soc.*, vol. vii. pp. 208, 209.

⁴ H. D. Richardson on Pigs, 1847, p. 44.

“should be no longer than just to prevent the animal’s belly from trailing on the ground. The leg is the least profitable portion of the hog, and we therefore require no more of it than is absolutely necessary for the support of the rest.” Let any one compare the wild-boar with any improved breed, and he will see how effectually the legs have been shortened.

Few persons, except breeders, are aware of the systematic care taken in selecting animals, and of the necessity of having a clear and almost prophetic vision into futurity. Lord Spencer’s skill and judgment were well known; and he writes,⁵ “It is therefore very desirable, before any man commences to breed either cattle or sheep, that he should make up his mind to the shape and qualities he wishes to obtain, and steadily pursue this object.” Lord Somerville, in speaking of the marvellous improvement of the New Leicester sheep, effected by Bakewell and his successors, says, “It would seem as if they had first drawn a perfect form, and then given it life.” Youatt⁶ urges the necessity of annually drafting each flock, as many animals will certainly degenerate “from the standard of excellence, which the breeder has established in his own mind.” Even with a bird of such little importance as the canary, long ago (1780-1790) rules were established, and a standard of perfection was fixed, according to which the London fanciers tried to breed the several sub-varieties.⁷ A great winner of prizes at the Pigeon-shows,⁸ in describing the Short-faced Almond Tumbler, says, “There are many first-rate fanciers who are particularly partial to what is called the goldfinch-beak, which is very beautiful; others say, take a full-size round cherry, then take a barley-corn, and judiciously placing and thrusting it into the cherry, form as it were your beak; and that is not all, for it will form a good head and beak, provided, as I said before, it is judiciously done; others take an oat; but as I think the goldfinch-beak the handsomest, I would advise the inexperienced fancier to get the head of a goldfinch, and keep it by him for his observation.” Wonderfully different as is the beak of the rock-pigeon and goldfinch, undoubtedly, as far as ex-

⁵ ‘Journal of R. Agricult. Soc.’ vol. i. p. 24.

⁶ Sheep, pp. 520, 519.

⁷ London’s ‘Mag. of Nat. Hist.’ vol. viii., 1835, p. 618.

⁸ ‘A Treatise on the Art of Breeding the Almond Tumbler,’ 1851, p. 9.

ternal shape and proportions are concerned, the end has been nearly gained.

Not only should our animals be examined with the greatest care whilst alive, but, as Anderson remarks,⁹ their carcasses should be scrutinised, "so as to breed from the descendants of such only as, in the language of the butcher, cut up well." The "grain of the meat" in cattle, and its being well marbled with fat,¹⁰ and the greater or less accumulation of fat in the abdomen of our sheep, have been attended to with success. So with poultry, a writer,¹¹ speaking of Cochin-China fowls, which are said to differ much in the quality of their flesh, says, "the best mode is to purchase two young brother-cocks, kill, dress, and serve up one; if he be indifferent, similarly dispose of the other, and try again; if, however, he be fine and well-flavoured, his brother will not be amiss for breeding purposes for the table."

The great principle of the division of labour has been brought to bear on selection. In certain districts¹² "the breeding of bulls is confined to a very limited number of persons, who by devoting their whole attention to this department, are able from year to year to furnish a class of bulls which are steadily improving the general breed of the district." The rearing and letting of choice rams has long been, as is well known, a chief source of profit to several eminent breeders. In parts of Germany this principle is carried with merino sheep to an extreme point.¹³ "So important is the proper selection of breeding animals considered, that the best flock-masters do not trust to their own judgment, or to that of their shepherds, but employ persons called 'sheep-classifiers,' who make it their special business to attend to this part of the management of several flocks, and thus to preserve, or if possible to improve, the best qualities of both parents in the lambs." In Saxony, when the lambs are weaned, each in his turn is placed upon a table that his wool and form may be minutely observed.

⁹ 'Recreations in Agriculture,' vol. II. p. 469.

¹⁰ Youatt on Cattle, pp. 191, 227.

¹¹ Ferguson, 'Prize Poultry,' 1854, p. 208.

¹² Wilson, in 'Transact. Highland

Agricult. Soc.,' quoted in 'Gard. Chronicle,' 1844, p. 29.

¹³ Simmonds, quoted in 'Gard. Chronicle,' 1855, p. 637. And for the second quotation, see Youatt on Sheep, p. 171.

"The finest are selected for breeding and receive a first mark. When they are one year old, and prior to shearing them, another close examination of those previously marked takes place: those in which no defect can be found receive a second mark, and the rest are condemned. A few months afterwards a third and last scrutiny is made; the prime rams and ewes receive a third and final mark, but the slightest blemish is sufficient to cause the rejection of the animal." These sheep are bred and valued almost exclusively for the fineness of their wool; and the result corresponds with the labour bestowed on their selection. Instruments have been invented to measure accurately the thickness of the fibres; and "an Austrian fleece has been produced of which twelve hairs equalled in thickness one from a Leicester sheep."

Throughout the world, wherever silk is produced, the greatest care is bestowed on selecting the cocoons from which the moths for breeding are to be reared. A careful cultivator¹⁴ likewise examines the moths themselves, and destroys those that are not perfect. But what more immediately concerns us is that certain families in France devote themselves to raising eggs for sale.¹⁵ In China, near Shanghai, the inhabitants of two small districts have the privilege of raising eggs for the whole surrounding country, and that they may give up their whole time to this business, they are interdicted by law from producing silk.¹⁶

The care which successful breeders take in matching their birds is surprising. Sir John Sebright, whose fame is perpetuated by the "Sebright Bantam," used to spend "two and three days in examining, consulting, and disputing with a friend which were the best of five or six birds."¹⁷ Mr. Bult, whose pouter-pigeons won so many prizes and were exported to North America under the charge of a man sent on purpose, told me that he always deliberated for several days before he matched each pair. Hence we can understand the advice of an eminent fancier, who writes,¹⁸ "I would here particularly guard

¹⁴ Robinet, '*Vers à Soie*,' 1818, p. 271.

¹⁵ Quatrefages, '*Les Maladies du Vers à Soie*,' 1859, p. 101.

¹⁶ M. Simon, in '*Bull. de la Soc. d'Acclimat.*,' tom. ix., 1862, p. 221.

¹⁷ '*The Poultry Chronicle*,' vol. i., 1854, p. 607.

¹⁸ J. M. Eaton, '*A Treatise on Fancy Pigeons*,' 1852, p. xiv., and '*A Treatise on the Almond Tumbler*,' 1851, p. 11.

“you against having too great a variety of pigeons, otherwise “you will know a little of all, but nothing about one as it “ought to be known.” Apparently it transcends the power of the human intellect to breed all kinds: “it is possible that “there may be a few fanciers that have a good general knowledge of fancy pigeons; but there are many more who labour “under the delusion of supposing they know what they do not.” The excellence of one sub-variety, the Almond Tumbler, lies in the plumage, carriage, head, beak, and eye; but it is too presumptuous in the beginner to try for all these points. The great judge above quoted says, “there are some young fanciers “who are over-covetous, who go for all the above five properties “at once; they have their reward by getting nothing.” We thus see that breeding even fancy pigeons is no simple art: we may smile at the solemnity of these precepts, but he who laughs will win no prizes.

What methodical selection has effected for our animals is sufficiently proved, as already remarked, by our Exhibitions. So greatly were the sheep belonging to some of the earlier breeders, such as Bakewell and Lord Western, changed, that many persons could not be persuaded that they had not been crossed. Our pigs, as Mr. Corringham remarks,¹⁹ during the last twenty years have undergone, through rigorous selection together with crossing, a complete metamorphosis. The first exhibition for poultry was held in the Zoological Gardens in 1845; and the improvement effected since that time has been great. As Mr. Baily, the great judge, remarked to me, it was formerly ordered that the comb of the Spanish cock should be upright, and in four or five years all good birds had upright combs; it was ordered that the Polish cock should have no comb or wattles, and now a bird thus furnished would be at once disqualified; beards were ordered, and out of fifty-seven pens lately (1860) exhibited at the Crystal Palace, all had beards. So it has been in many other cases. But in all cases the judges order only what is occasionally produced and what can be improved and rendered constant by selection. The steady increase of weight during the last few years in our

¹⁹ ‘Journal Royal Agricultural Soc.,’ vol. vi. p. 22.

fowls, turkeys, ducks, and geese is notorious; "six-pound ducks are now common, whereas four pounds was formerly the average." As the actual time required to make a change has not often been recorded, it may be worth mentioning that it took Mr. Wicking thirteen years to put a clean white head on an almond tumbler's body, "a triumph," says another fancier, "of which he may be justly proud."²⁰

Mr. Tollet, of Betley Hall, selected cows, and especially bulls, descended from good milkers, for the sole purpose of improving his cattle for the production of cheese; he steadily tested the milk with the lactometer, and in eight years he increased, as I was informed by him, the product in the proportion of four to three. Here is a curious case²¹ of steady but slow progress, with the end not as yet fully attained: in 1784 a race of silkworms was introduced into France, in which one hundred out of the thousand failed to produce white cocoons; but now, after careful selection during sixty-five generations, the proportion of yellow cocoons has been reduced to thirty-five in the thousand.

With plants selection has been followed with the same good results as with animals. But the process is simpler, for plants in the great majority of cases bear both sexes. Nevertheless, with most kinds it is necessary to take as much care to prevent crosses as with animals or unisexual plants; but with some plants, such as peas, this care does not seem to be necessary. With all improved plants, excepting of course those which are propagated by buds, cuttings, &c., it is almost indispensable to examine the seedlings and destroy those which depart from the proper type. This is called "roguing," and is, in fact, a form of selection, like the rejection of inferior animals. Experienced horticulturists and agriculturists incessantly urge every one to preserve the finest plants for the production of seed.

Although plants often present much more conspicuous variations than animals, yet the closest attention is generally requisite to detect each slight and favourable change. Mr. Masters relates²² how "many a patient hour was devoted," whilst he was

²⁰ 'Poultry Chronicle,' vol. II., 1855, p. 596.

²¹ Isid. Geoffroy St. Hilaire, 'Hist. Nat. Gén.,' tom. iii. p. 254.

²² 'Gardener's Chronicle,' 1850, p. 198.

young, to the detection of differences in peas intended for seed. Mr. Barnet²³ remarks that the old scarlet American strawberry was cultivated for more than a century without producing a single variety; and another writer observes how singular it was that when gardeners first began to attend to this fruit it began to vary; the truth no doubt being that it had always varied, but that, until slight varieties were selected and propagated by seed, no conspicuous result was obtained. The finest shades of difference in wheat have been discriminated and selected with almost as much care, as we see in Colonel Le Couteur's works, as in the case of the higher animals; but with our cereals the process of selection has seldom or never been long continued.

It may be worth while to give a few examples of methodical selection with plants; but in fact the great improvement of all our anciently cultivated plants may be attributed to selection long carried on, in part methodically, and in part unconsciously. I have shown in a former chapter how the weight of the gooseberry has been increased by systematic selection and culture. The flowers of the Heartsease have been similarly increased in size and regularity of outline. With the Cineraria, Mr. Glenny²⁴ "was bold enough, when the flowers were ragged and starry and ill defined in colour, to fix a standard which was then considered outrageously high and impossible, and which, even if reached, it was said, we should be no gainers by, as it would spoil the beauty of the flowers. He maintained that he was right; and the event has proved it to be so." The doubling of flowers has several times been effected by careful selection: the Rev. W. Williamson,²⁵ after sowing during several years seed of *Anemone coronaria*, found a plant with one additional petal; he sowed the seed of this, and by perseverance in the same course obtained several varieties with six or seven rows of petals. The single Scotch rose was doubled, and yielded eight good varieties in nine or ten years.²⁶ The Canterbury bell (*Campanula medium*) was doubled by careful selection in four generations.²⁷ In four years Mr. Buckman,²⁸ by culture and

²³ 'Transact. Hort. Soc.,' vol. vi. p. 152.

²⁴ 'Journal of Horticulture,' 1862, p. 369.

²⁵ 'Transact. Hort. Soc.,' vol. iv. p. 381.

²⁶ 'Transact. Hort. Soc.,' vol. iv. p. 285.

²⁷ Rev. W. Bromhead, in 'Gard. Chronicle,' 1857, p. 550.

²⁸ 'Gard. Chronicle,' 1862, p. 721.

careful selection, converted parsnips, raised from wild seed, into a new and good variety. By selection during a long course of years, the early maturity of peas has been hastened from ten to twenty-one days.²⁹ A more curious case is offered by the beet-plant, which, since its cultivation in France, has almost exactly doubled its yield of sugar. This has been effected by the most careful selection; the specific gravity of the roots being regularly tested, and the best roots saved for the production of seed.³⁰

Selection by Ancient and Semi-civilised People.

In attributing so much importance to the selection of animals and plants, it may be objected that methodical selection would not have been carried on during ancient times. A distinguished naturalist considers it as absurd to suppose that semi-civilised people should have practised selection of any kind. Undoubtedly the principle has been systematically acknowledged and followed to a far greater extent within the last hundred years than at any former period, and a corresponding result has been gained; but it would be a great error to suppose, as we shall immediately see, that its importance was not recognised and acted on during the most ancient times, and by semi-civilised people. I should premise that many facts now to be given only show that care was taken in breeding; but when this is the case, selection is almost sure to be practised to a certain extent. We shall hereafter be enabled better to judge how far selection, when only occasionally carried on, by a few of the inhabitants of a country, will slowly produce a great effect.

In a well-known passage in the thirtieth chapter of Genesis, rules are given for influencing, as was then thought possible, the colour of sheep; and speckled and dark breeds are spoken of as being kept separate. By the time of David the fleece was likened to snow. Youatt,³¹ who has discussed all the passages in relation to breeding in the Old Testament, concludes that

²⁹ Dr. Anderson, in 'The Bee,' vol. vi. p. 96; Mr. Barnes, in 'Gard. Chronicle,' 1844, p. 476.

³⁰ Godron, 'De l'Espèce,' 1850, tom. ii. p. 69; 'Gard. Chronicle,' 1854, p. 258.

³¹ On Sheep, p. 18.

at this early period "some of the best principles of breeding must have been steadily and long pursued." It was ordered, according to Moses, that "Thou shalt not let thy cattle gender with a diverse kind;" but mules were purchased,³² so that at this early period other nations must have crossed the horse and ass. It is said³³ that Erichthonius, some generations before the Trojan war, had many brood-mares, "which by his care and judgment in the choice of stallions produced a breed of horses superior to any in the surrounding countries." Homer (Book v.) speaks of Æneas's horses as bred from mares which were put to the steeds of Laomedon. Plato, in his 'Republic,' says to Glaucus, "I see that you raise at your house a great many dogs for the chase. Do you take care about breeding and pairing them? Among animals of good blood, are there not always some which are superior to the rest?" To which Glaucus answers in the affirmative.³⁴ Alexander the Great selected the finest Indian cattle to send to Macedonia to improve the breed.³⁵ According to Pliny,³⁶ King Pyrrhus had an especially valuable breed of oxen; and he did not suffer the bulls and cows to come together till four years old, that the breed might not degenerate. Virgil, in his *Georgics* (lib. iii.), gives as strong advice as any modern agriculturist could do, carefully to select the breeding stock; "to note the tribe, the lineage, and the sire; whom to reserve for husband of the herd;"—to brand the progeny;—to select sheep of the purest white, and to examine if their tongues are swarthy. We have seen that the Romans kept pedigrees of their pigeons, and this would have been a senseless proceeding had not great care been taken in breeding them. Columella gives detailed instructions about breeding fowls: "Let the breeding hens therefore be of a choice colour, "a robust body, square-built, full-breasted, with large heads, "with upright and bright-red combs. Those are believed to be "the best bred which have five toes."³⁷ According to Tacitus, the Celts attended to the races of their domestic animals;

³² Volz, 'Beiträge zur Kulturgeschichte,' 1832, s. 47.

³³ Mitford's 'History of Greece,' vol. i. p. 73.

³⁴ Dr. Dally, translated in 'Anthropo-

logical Review,' May 1864, p. 191.

³⁵ Volz, 'Beiträge,' &c., 1832, s. 80.

³⁶ 'History of the World,' ch. 45.

³⁷ 'Gardener's Chronicle,' 1848, p.

323.

and Cæsar states that they paid high prices to merchants for fine imported horses.³⁸ In regard to plants, Virgil speaks of yearly culling the largest seeds; and Celsus says, "where the corn and crop is but small, we must pick out the best ears of corn, and of them lay up our seed separately by itself."³⁹

Coming down the stream of time, we may be brief. At about the beginning of the ninth century Charlemagne expressly ordered his officers to take great care of his stallions; and if any proved bad or old, to forewarn him in good time before they were put to the mares.⁴⁰ Even in a country so little civilised as Ireland during the ninth century, it would appear from some ancient verses,⁴¹ describing a ransom demanded by Cormac, that animals from particular places, or having a particular character, were valued. Thus it is said,—

Two pigs of the pigs of Mac Lir,
A ram and ewe both round and red,
I brought with me from Aengus.
I brought with me a stallion and a mare
From the beautiful stud of Manannan,
A bull and a white cow from Druiin Cain.

Athelstan, in 930, received as a present from Germany, running-horses; and he prohibited the exportation of English horses. King John imported "one hundred chosen stallions from Flanders."⁴² On June 16th, 1305, the Prince of Wales wrote to the Archbishop of Canterbury, begging for the loan of any choice stallion, and promising its return at the end of the season.⁴³ There are numerous records at ancient periods in English history of the importation of choice animals of various kinds, and of foolish laws against their exportation. In the reigns of Henry VII. and VIII. it was ordered that the magistrates, at Michaelmas, should scour the heaths and commons, and destroy all mares beneath a certain size.⁴⁴ Some of our earlier kings passed laws against the slaughtering rams of any good breed before they were seven years old, so that they

³⁸ Reynier, 'De l'Economie des Celtes,' 1860, p. 11.
1818, pp. 487, 503.

³⁹ Le Conteur on Wheat, p. 15.

⁴⁰ Michel, 'Des Haras,' 1861, p. 84.

⁴¹ Sir W. Wilde, an 'Essay on Un-manufactured Animal Remains,' &c.

1860, p. 11.

⁴² Col. Hamilton Smith, 'Nat. Library,' vol. xii., Horses, pp. 135, 140.

⁴³ Michel, 'Des Haras,' p. 90.

⁴⁴ Mr. Baker, 'History of the Horse,' Veterinary, vol. xiii. p. 423.

might have time to breed. In Spain Cardinal Ximenes issued, in 1509, regulations on the *selection* of good rams for breeding.⁴⁵

The Emperor Akbar Khan before the year 1600 is said to have "wonderfully improved" his pigeons by crossing the breeds; and this necessarily implies careful selection. About the same period the Dutch attended with the greatest care to the breeding of these birds. Belon in 1555 says that good managers in France examined the colour of their goslings in order to get geese of a white colour and better kinds. Markham in 1631 tells the breeder "to elect the largest and goodliest conies," and enters into minute details. Even with respect to seeds of plants for the flower-garden, Sir J. Hanmer writing about the year 1660⁴⁶ says, in "choosing seed, the best seed is the most weighty, and is had from the lustiest and most vigorous stems;" and he then gives rules about leaving only a few flowers on plants for seed; so that even such details were attended to in our flower-gardens two hundred years ago. In order to show that selection has been silently carried on in places where it would not have been expected, I may add that in the middle of the last century, in a remote part of North America, Mr. Cooper improved by careful selection all his vegetables, "so that they were greatly superior to those of any other person. When his radishes, for instance, are fit for use, he takes ten or twelve that he most approves, and plants them at least 100 yards from others that blossom at the same time. In the same manner he treats all his other plants, varying the circumstances according to their nature."⁴⁷

In the great work on China published in the last century by the Jesuits, and which is chiefly compiled from ancient Chinese encyclopædias, it is said that with sheep "improving the breed consists in choosing with particular care the lambs which are destined for propagation, in nourishing them well, and in keeping the flocks separate." The same principles were applied by the Chinese to various plants and fruit-trees.⁴⁸ An

⁴⁵ M. l'Abbé Carlier, in 'Journal de Physique,' vol. xxiv., 1784, p. 181; this memoir contains much information on the ancient selection of sheep; and is my authority for rams not being killed young in England.

⁴⁶ 'Gardener's Chronicle,' 1843, p. 389.

⁴⁷ Communications to Board of Agriculture, quoted in Dr. Darwin's 'Phytologia,' 1800, p. 451.

⁴⁸ 'Mémoire sur les Chinois,' 1786, tom. xi. p. 55; tom. v. p. 507.

imperial edict recommends the choice of seed of remarkable size; and selection was practised even by imperial hands, for it is said that the Ya-mi, or imperial rice, was noticed at an ancient period in a field by the Emperor Khang-hi, was saved and cultivated in his garden, and has since become valuable from being the only kind which will grow north of the Great Wall.⁴⁹ Even with flowers, the tree pæony (*P. moutan*) has been cultivated, according to Chinese traditions, for 1400 years; between 200 and 300 varieties have been raised, which are cherished like tulips formerly were by the Dutch.⁵⁰

Turning now to semi-civilised people and to savages: it occurred to me, from what I had seen of several parts of South America, where fences do not exist, and where the animals are of little value, that there would be absolutely no care in breeding or selecting them; and this to a large extent is true. Roulin,⁵¹ however, describes in Colombia a naked race of cattle, which are not allowed to increase, on account of their delicate constitution. According to Azara⁵² horses are often born in Paraguay with curly hair; but, as the natives do not like them, they are destroyed. On the other hand, Azara states that a hornless bull, born in 1770, was preserved and propagated its race. I was informed of the existence in Banda Oriental of a breed with reversed hair; and the extraordinary niata cattle first appeared and have since been kept distinct in La Plata. Hence certain conspicuous variations have been preserved, and others have been habitually destroyed, in these countries, which are so little favourable for careful selection. We have also seen that the inhabitants sometimes introduce cattle on their estates to prevent the evil effects of close interbreeding. On the other hand, I have heard on reliable authority that the Gauchos of the Pampas never take any pains in selecting the best bulls or stallions for breeding; and this probably accounts for the cattle and horses being remarkably uniform in character throughout the immense range of the Argentine republic.

Looking to the Old World, in the Sahara Desert "The "Touareg is as careful in the selection of his breeding Mahari

⁴⁹ 'Recherches sur l'Agriculture des Chinois,' par L. D'Hervey-Saint-Denis, 1850, p. 229. With respect to Khang-hi, see Hue's 'Chinese Empire,' p. 311.

⁵⁰ Anderson, in 'Linn. Transact.'

vol. xii. p. 253.

⁵¹ 'Mém. de l'Acad.' (divers savans), tom. vi., 1835, p. 333.

⁵² 'Des Quadrupèdes du Paraguay,' 1801, tom. ii. p. 333, 371.

"(a fine race of the dromedary) as the Arab is in that of his horse. The pedigrees are handed down, and many a dromedary can boast a genealogy far longer than the descendants of the "Darley Arabian."⁵³ According to Pallas the Mongolians endeavour to breed the Yaks or horse-tailed buffaloes with white tails, for these are sold to the Chinese mandarins as fly-flappers; and Moorcroft, about seventy years after Pallas, found that white-tailed animals were still selected for breeding.⁵⁴

We have seen in the chapter on the Dog that savages in different parts of North America and in Guiana cross their dogs with wild Canidæ, as did the ancient Gauls, according to Pliny. This was done to give their dogs strength and vigour, in the same way as the keepers in large warrens now sometimes cross their ferrets (as I have been informed by Mr. Yarrell) with the wild polecat, "to give them more devil." According to Varro, the wild ass was formerly caught and crossed with the tame animal to improve the breed, in the same manner as at the present day the natives of Java sometimes drive their cattle into the forests to cross with the wild Banteng (*Bos sondaicus*).⁵⁵ In Northern Siberia, among the Ostyaks the dogs vary in markings in different districts, but in each place they are spotted black and white in a remarkably uniform manner;⁵⁶ and from this fact alone we may infer careful breeding, more especially as the dogs of one locality are famed throughout the country for their superiority. I have heard of certain tribes of Esquimaux who take pride in their teams of dogs being uniformly coloured. In Guiana, as Sir R. Schomburgk informs me,⁵⁷ the dogs of the Turuma Indians are highly valued and extensively bartered: the price of a good one is the same as that given for a wife: they are kept in a sort of cage, and the Indians "take great care when the female is in season to prevent her uniting with a dog of an inferior description." The Indians told Sir Robert that, if a dog proved bad or useless,

⁵³ 'The Great Sahara,' by the Rev. H. B. Tristram, 1860, p. 238.

⁵⁴ Pallas, 'Act. Acad. St. Petersburg,' 1777, p. 249; Moorcroft and Trebeck, 'Travels in the Himalayan Provinces,' 1841.

⁵⁵ Quoted from Raffles, in the 'Indian

Field,' 1859, p. 196: for Varro, see Pallas, *ut supra*.

⁵⁶ Erman's 'Travels in Siberia,' Eng. transl., vol. i. p. 433.

⁵⁷ See also 'Journal of R. Geograph. Soc.,' vol. xiii. part i. p. 65.

he was not killed, but was left to die from sheer neglect. Hardly any nation is more barbarous than the Fuegians, but I hear from Mr. Bridges, the Catechist to the Mission, that, "when these savages have a large, strong, and active bitch, they take care to put her to a fine dog, and even take care to feed her well, that her young may be strong and well favoured."

In the interior of Africa, negroes, who have not associated with white men, show great anxiety to improve their animals: they "always choose the larger and stronger males for stock:" the Malakolo were much pleased at Livingstone's promise to send them a bull, and some Bakalolo carried a live cock all the way from Loanda into the interior.⁵⁸ Further south on the same continent, Andersson states that he has known a Damara give two fine oxen for a dog which struck his fancy. The Damaras take great delight in having whole droves of cattle of the same colour, and they prize their oxen in proportion to the size of their horns. "The Namaquas have a perfect mania for a uniform team; and almost all the people of Southern Africa value their cattle next to their women, and take a pride in possessing animals that look high-bred." "They rarely or never make use of a handsome animal as a beast of burden."⁵⁹ The power of discrimination which these savages possess is wonderful, and they can recognise to which tribe any cattle belong. Mr. Andersson further informs me that the natives frequently match a particular bull with a particular cow.

The most curious case of selection by semi-civilised people, or indeed by any people, which I have found recorded, is that given by Garcilazo de la Vega, a descendant of the Incas, as having been practised in Peru before the country was subjugated by the Spaniards.⁶⁰ The Incas annually held great hunts, when all the wild animals were driven from an immense circuit to a central point. The beasts of prey were first destroyed as injurious. The wild Guanacos and Vicunas were sheared; the old males and females killed, and the others set at liberty. The various kinds of deer were examined; the old males and females

⁵⁸ Livingstone's 'First Travels,' pp. 191, 439, 565: see also 'Expedition to the Zambesi,' 1865, p. 495, for an analogous case respecting a good breed of goats.

⁵⁹ Andersson's 'Travels in South Africa,' pp. 232, 318, 319.

⁶⁰ Dr. Vavasseur, in 'Bull. de la Soc. d'Acclimat.,' tom. viii., 1861, p. 136.

were likewise killed; "but the young females, with a certain number of males, selected from the most beautiful and strong," were given their freedom. Here, then, we have selection by man aiding natural selection. So that the Incas followed exactly the reverse system of that which our Scottish sportsmen are accused of following, namely, of steadily killing the finest stags, thus causing the whole race to degenerate.⁶¹ In regard to the domesticated llamas and alpacas, they were separated in the time of the Incas according to colour; and if by chance one in a flock was born of the wrong colour, it was eventually put into another flock.

In the genus *Auchenia* there are four forms,—the Guanaco and Vicuna, found wild and undoubtedly distinct species; the Llama and Alpaca, known only in a domesticated condition. These four animals appear so different, that most professed naturalists, especially those who have studied these animals in their native country, maintain that they are specifically distinct, notwithstanding that no one pretends to have seen a wild llama or alpaca. Mr. Ledger, however, who has closely studied these animals both in Peru and during their exportation to Australia, and who has made many experiments on their propagation, adduces arguments⁶² which seem to me conclusive, that the llama is the domesticated descendant of the guanaco, and the alpaca of the vicuna. And now that we know that these animals many centuries ago were systematically bred and selected, there is nothing surprising in the great amount of change which they have undergone.

It appeared to me at one time probable that, though ancient and semi-civilised people might have attended to the improvement of their more useful animals in essential points, yet that they would have disregarded unimportant characters. But human nature is the same throughout the world: fashion everywhere reigns supreme, and man is apt to value whatever he may chance to possess. We have seen that in South America the niata cattle, which certainly are not made useful by their shortened faces and upturned nostrils, have been preserved. The Damaras of South Africa value their cattle for uniformity

⁶¹ 'The Natural History of Dee Side,' 1855, p. 476.

⁶² 'Bull. de la Soc. d'Acclimat.,' tom. vii., 1860, p. 457.

of colour and enormously long horns. The Mongolians value their yaks for their white tails. And I shall now show that there is hardly any peculiarity in our most useful animals which, from fashion, superstition, or some other motive, has not been valued, and consequently preserved. With respect to cattle, "an early record," according to Youatt,⁶³ speaks of a hundred "white cows with red ears being demanded as a compensation by the princes of North and South Wales. If the cattle were of a dark or black colour, 150 were to be presented." So that colour was attended to in Wales before its subjugation by England. In Central Africa, an ox that beats the ground with its tail is killed; and in South Africa some of the Damaras will not eat the flesh of a spotted ox. The Kaffirs value an animal with a musical voice; and "at a sale in British Kaffraria the low of a heifer excited so much admiration that a sharp competition sprung up for her possession, and she realised a considerable price."⁶⁴ With respect to sheep, the Chinese prefer rams without horns; the Tartars prefer them with spirally wound horns, because the hornless are thought to lose courage.⁶⁵ Some of the Damaras will not eat the flesh of hornless sheep. In regard to horses, at the end of the fifteenth century animals of the colour described as *liart pommé* were most valued in France. The Arabs have a proverb, "Never buy a horse with four white feet, for he carries his shroud with him;"⁶⁶ the Arabs also, as we have seen, despise dun-coloured horses. So with dogs, Xenophon and others at an ancient period were prejudiced in favour of certain colours; and "white or slate-coloured hunting dogs were not esteemed."⁶⁷

Turning to poultry, the old Roman gourmands thought that the liver of a white goose was the most savoury. In Paraguay black-skinned fowls are kept because they are thought to be more productive, and their flesh the most proper for invalids.⁶⁸ In Guiana, as I am informed by Sir R. Schomburgk, the aborigines will not eat the flesh or eggs of the fowl, but two

⁶³ 'Cattle,' p. 48.

⁶⁴ Livingstone's Travels, p. 576; Andersson, 'Lake Ngumi,' 1856, p. 222. With respect to the sale in Kaffraria, see 'Quarterly Review,' 1860, p. 139.

⁶⁵ 'Mémoire sur les Chinois' (by the

Jesuits), 1786, tom. xi. p. 57.

⁶⁶ F. Michel, 'Des Haras,' pp. 47, 50.

⁶⁷ Col. Hamilton Smith, Dogs, in 'Nat. Lib.,' vol. x. p. 103.

⁶⁸ Azara, 'Quadrupèdes du Paraguay,' tom. ii. p. 324.

racés are kept distinct merely for ornament. In the Philippines, no less than nine sub-varieties of the game cock are kept and named, so that they must be separately bred.

At the present time in Europe, the smallest peculiarities are carefully attended to in our most useful animals, either from fashion, or as a mark of purity of blood. Many examples could be given, two will suffice. "In the Western counties of England "the prejudice against a white pig is nearly as strong as against "a black one in Yorkshire." In one of the Berkshire sub-breeds, it is said, "the white should be confined to four white feet, "a white spot between the eyes, and a few white hairs behind "each shoulder." Mr. Saddler possessed "three hundred pigs, "every one of which was marked in this manner."⁶⁹ Marshall, towards the close of the last century, in speaking of a change in one of the Yorkshire breeds of cattle, says the horns have been considerably modified, as "a clean, small, sharp horn has been *fashionable* for the last twenty years."⁷⁰ In a part of Germany the cattle of the Race de Gfoehl are valued for many good qualities, but they must have horns of a particular curvature and tint, so much so that mechanical means are applied if they take a wrong direction; but the inhabitants "consider it "of the highest importance that the nostrils of the bull should "be flesh-coloured, and the eyelashes light; this is an indispensable condition. A calf with blue nostrils would not be "purchased, or purchased at a very low price."⁷¹ Therefore let no man say that any point or character is too trifling to be methodically attended to and selected by breeders.

Unconscious Selection.—By this term I mean, as already more than once explained, the preservation by man of the most valued, and the destruction of the least valued individuals, without any conscious intention on his part of altering the breed. It is difficult to offer direct proofs of the results which follow from this kind of selection; but the indirect evidence is abundant. In fact, except that in the one case man acts intentionally, and in the other unintentionally, there is little difference between

⁶⁹ Sidney's edit. of Youatt, 1860, pp. 24, 25.

⁷⁰ 'Rural Economy of Yorkshire' vol. ii. p. 182.

⁷¹ Moll et Gayot, 'Du Bœuf,' 1860, p. 547.

methodical and unconscious selection. In both cases man preserves the animals which are most useful or pleasing to him, and destroys or neglects the others. But no doubt a far more rapid result follows from methodical than from unconscious selection. The "roguing" of plants by gardeners, and the destruction by law in Henry VIII's reign of all under-sized mares, are instances of a process the reverse of selection in the ordinary sense of the word, but leading to the same general result. The influence of the destruction of individuals having a particular character is well shown by the necessity of killing every lamb with a trace of black about it, in order to keep the flock white; or again, by the effects on the average height of the men of France of the destructive wars of Napoleon, by which many tall men were killed, the short ones being left to be the fathers of families. This at least is the conclusion of those who have closely studied the subject of the conscription; and it is certain that since Napoleon's time the standard for the army has been lowered two or three times.

Unconscious selection so blends into methodical that it is scarcely possible to separate them. When a fancier long ago first happened to notice a pigeon with an unusually short beak, or one with the tail-feathers unusually developed, although he bred from these birds with the distinct intention of propagating the variety, yet he could not have intended to make a short-faced tumbler or a fantail, and was far from knowing that he had made the first step towards this end. If he could have seen the final result, he would have been struck with astonishment, but, from what we know of the habits of fanciers, probably not with admiration. Our English carriers, barbs, and short-faced tumblers have been greatly modified in the same manner, as we may infer both from the historical evidence given in the chapters on the Pigeon, and from the comparison of birds brought from distant countries.

So it has been with dogs; our present fox-hounds differ from the old English hound; our greyhounds have become lighter; the wolf-dog, which belonged to the greyhound class, has become extinct; the Scotch deer-hound has been modified, and is now rare. Our bulldogs differ from those which were formerly used for baiting bulls. Our pointers and Newfoundlands do not

closely resemble any native dog now found in the countries whence they were brought. These changes have been effected partly by crosses; but in every case the result has been governed by the strictest selection. Nevertheless there is no reason to suppose that man intentionally and methodically made the breeds exactly what they now are. As our horses became fleetier, and the country more cultivated and smoother, fleetier fox-hounds were desired and produced, but probably without any one distinctly foreseeing what they would become. Our pointers and setters, the latter almost certainly descended from large spaniels, have been greatly modified in accordance with fashion and the desire for increased speed. Wolves have become extinct, deer have become rarer, bulls are no longer baited, and the corresponding breeds of the dog have answered to the change. But we may feel almost sure that when, for instance, bulls were no longer baited, no man said to himself, I will now breed my dogs of smaller size, and thus create the present race. As circumstances changed, men unconsciously and slowly modified their course of selection.

With race-horses selection for swiftness has been followed methodically, and our horses can now easily beat their progenitors. The increased size and different appearance of the English race-horse led a good observer in India to ask, "Could any one in this year of 1856, looking at our race-horses, conceive that they were the result of the union of the Arab horse and the African mare?"⁷² This change has, it is probable, been largely effected through unconscious selection, that is, by the general wish to breed as fine horses as possible in each generation, combined with training and high feeding, but without any intention to give to them their present appearance. According to Youatt,⁷³ the introduction in Oliver Cromwell's time of three celebrated Eastern stallions speedily affected the English breed; "so that Lord Harleigh, one of the old school, complained that the great horse was fast disappearing." This is an excellent proof how carefully selection must have been attended to; for without such care, all traces of so small an infusion of Eastern blood would soon have been absorbed and

⁷² 'The India Sporting Review,' vol. ii. p. 181; 'The Stud Farm,' by Cecil, p. 58.

⁷³ 'The Horse,' p. 22.

lost. Notwithstanding that the climate of England has never been esteemed particularly favourable to the horse, yet long-continued selection, both methodical and unconscious, together with that practised by the Arabs during a still longer and earlier period, has ended in giving us the best breed of horses in the world. Macaulay⁷⁴ remarks, "Two men whose authority on such subjects was held in great esteem, the Duke of Newcastle and Sir John Fenwick, pronounced that the meanest hack ever imported from Tangier would produce a finer progeny than could be expected from the best sire of our native breed. They would not readily have believed that a time would come when the princes and nobles of neighbouring lands would be as eager to obtain horses from England as ever the English had been to obtain horses from Barbary."

The London dray-horse, which differs so much in appearance from any natural species, and which from its size has so astonished many Eastern princes, was probably formed by the heaviest and most powerful animals having been selected during many generations in Flanders and England, but without the least intention or expectation of creating a horse such as we now see. If we go back to an early period of history, we behold in the antique Greek statues, as Schaaffhausen has remarked,⁷⁵ a horse equally unlike a race or dray horse, and differing from any existing breed.

The results of unconscious selection, in an early stage, are well shown in the difference between the flocks descended from the same stock, but separately reared by careful breeders. Youatt gives an excellent instance of this fact in the sheep belonging to Messrs. Buckley and Burgess, which "have been purely bred from the original stock of Mr. Bakewell for upwards of fifty years. There is not a suspicion existing in the mind of any one at all acquainted with the subject that the owner of either flock has deviated in any one instance from the pure blood of Mr. Bakewell's flock; yet the difference between the sheep possessed by these two gentlemen is so great, that they have the appearance of being quite different varieties."⁷⁶ I have seen several analogous and well-

⁷⁴ 'History of England,' vol. i. p. 316.

⁷⁵ 'Ueber Beständigkeit der Arten.'

⁷⁶ Youatt on Sheep, p. 315.

marked cases with pigeons: for instance, I had a family of barbs, descended from those long bred by Sir J. Sebright, and another family long bred by another fancier, and the two families plainly differed from each other. Nathusius—and a more competent witness could not be cited—observes that, though the Shorthorns are remarkably uniform in appearance (except in colouring), yet that the individual character and wishes of each breeder become impressed on his cattle, so that different herds differ slightly from each other.⁷⁷ The Hereford cattle assumed their present well-marked character soon after the year 1769, through careful selection by Mr. Tomkins,⁷⁸ and the breed has lately split into two strains—one strain having a white face, and differing slightly, it is said,⁷⁹ in some other points; but there is no reason to believe that this split, the origin of which is unknown, was intentionally made; it may with much more probability be attributed to different breeders having attended to different points. So again, the Berkshire breed of swine in the year 1810 had greatly changed from what it had been in 1780; and since 1810 at least two distinct sub-breeds have borne this same name.⁸⁰ When we bear in mind how rapidly all animals increase, and that some must be annually slaughtered and some saved for breeding, then, if the same breeder during a long course of years deliberately settles which shall be saved and which shall be killed, it is almost inevitable that his individual frame of mind will influence the character of his stock, without his having had any intention to modify the breed or form a new strain.

Unconscious selection in the strictest sense of the word, that is, the saving of the more useful animals and the neglect or slaughter of the less useful, without any thought of the future, must have gone on occasionally from the remotest period and amongst the most barbarous nations. Savages often suffer from famines, and are sometimes expelled by war from their own homes. In such cases it can hardly be doubted that they would save their most useful animals. When the Fuegians

⁷⁷ 'Ueber Shorthorn Rindvieh,' 1857, s. 51.

⁷⁸ 'Quarterly Review,' 1849, p. 392.

⁷⁹ Low, 'Domesticated Animals,' 1845, p. 263.

⁸⁰ H. von Nathusius, 'Vorstudien . . . Schweineschädel,' 1864, s. 140.

are hard pressed by want, they kill their old women for food rather than their dogs; for, as we were assured, "old women no use—dogs catch otters." The same sound sense would surely lead them to preserve their more useful dogs when still harder pressed by famine. Mr. Oldfield, who has seen so much of the aborigines of Australia, informs me that "they are all very glad to get a European kangaroo dog, and several instances have been known of the father killing his own infant that the mother might suckle the much-prized puppy." Different kinds of dogs would be useful to the Australian for hunting opossums and kangaroos, and to the Fuegian for catching fish and otters; and the occasional preservation in the two countries of the most useful animals would ultimately lead to the formation of two widely distinct breeds.

With plants, from the earliest dawn of civilisation, the best variety which at each period was known would generally have been cultivated and its seeds occasionally sown; so that there will have been some selection from an extremely remote period, but without any prefixed standard of excellence or thought of the future. We at the present day profit by a course of selection occasionally and unconsciously carried on during thousands of years. This is proved in an interesting manner by Oswald Heer's researches on the lake-inhabitants of Switzerland, as given in a former chapter; for he shows that the grain and seed of our present varieties of wheat, barley, oats, peas, beans, lentils, and poppy, exceed in size those which were cultivated in Switzerland during the Neolithic and Bronze periods. These ancient people, during the Neolithic period, possessed also a crab considerably larger than that now growing wild on the Jura.⁵¹ The pears described by Pliny were evidently extremely inferior in quality to our present pears. We can realise the effects of long-continued selection and cultivation in another way, for would any one in his senses expect to raise a first-rate apple from the seed of a truly wild crab, or a luscious melting pear from the wild pear? Alphonse De Candolle informs me that he has lately seen on an ancient mosaic at Rome a representation of

⁵¹ See also Dr. Christ, in 'Rüttimeyer's Pfahlbauten,' 1861, s. 226.

the melon; and as the Romans, who were such gourmands, are silent on this fruit, he infers that the melon has been greatly ameliorated since the classical period.

Coming to later times, Buffon,⁸² on comparing the flowers, fruit, and vegetables which were then cultivated, with some excellent drawings made a hundred and fifty years previously, was struck with surprise at the great improvement which had been effected; and remarks that these ancient flowers and vegetables would now be rejected, not only by a florist but by a village gardener. Since the time of Buffon the work of improvement has steadily and rapidly gone on. Every florist who compares our present flowers with those figured in books published not long since, is astonished at the change. A well-known amateur,⁸³ in speaking of the varieties of *Pelargonium* raised by Mr. Garth only twenty-two years before, remarks, "what a rage they excited: surely we had attained perfection, it was said; and now not one of the flowers of those days will be looked at. But none the less is the debt of gratitude which we owe to those who saw what was to be done, and did it." Mr. Paul, the well-known horticulturist, in writing of the same flower,⁸⁴ says he remembers when young being delighted with the portraits in Sweet's work; "but what are they in point of beauty compared with the *Pelargoniums* of this day? Here again nature did not advance by leaps; the improvement was gradual, and, if we had neglected those very gradual advances, we must have foregone the present grand results." How well this practical horticulturist appreciates and illustrates the gradual and accumulative force of selection! The *Dahlia* has advanced in beauty in a like manner; the line of improvement being guided by fashion, and by the successive modifications which the flower slowly underwent.⁸⁵ A steady and gradual change has been noticed in many other flowers: thus an old florist,⁸⁶ after describing the leading varieties of the Pink which were grown in 1813, adds, "the pinks of those days would now be scarcely grown as border-flowers." The improvement of

⁸² The passage is given 'Bull. Soc. d'Acclimat.' 1858, p. 11.

⁸³ 'Journal of Horticulture,' 1862, p. 394.

⁸⁴ 'Gardener's Chronicle,' 1857, p. 85.

⁸⁵ See Mr. Wildman's address to the Floricult. Soc., in 'Gardener's Chronicle,' 1843, p. 86.

⁸⁶ 'Journal of Horticulture,' Oct. 24th, 1865, p. 239.

so many flowers and the number of the varieties which have been raised is all the more striking when we hear that the earliest known flower-garden in Europe, namely at Padua, dates only from the year 1545.⁸⁷

Effects of Selection, as shown by the parts most valued by man presenting the greatest amount of Difference.—The power of long-continued selection, whether methodical or unconscious, or both combined, is well shown in a general way, namely, by the comparison of the differences between the varieties of distinct species, which are valued for different parts, such as for the leaves, or stems, or tubers, the seed, or fruit, or flowers. Whatever part man values most, that part will be found to present the greatest amount of difference. With trees cultivated for their fruit, Sageret remarks that the fruit is larger than in the parent-species, whilst with those cultivated for the seed, as with nuts, walnuts, almonds, chesnuts, &c., it is the seed itself which is larger; and he accounts for this fact by the fruit in the one case, and by the seed in the other, having been carefully attended to and selected during many ages. Galesio has made the same observation. Godron insists on the diversity of the tuber in the potato, of the bulb in the onion, and of the fruit in the melon; and on the close similarity in these same plants of the other parts.⁸⁸

In order to judge how far my own impression on this subject was correct, I cultivated numerous varieties of the same species close to each other. The comparison of the amount of difference between widely different organs is necessarily vague; I will therefore give the results in only a few cases. We have previously seen in the ninth chapter how greatly the varieties of the cabbage differ in their foliage and stems, which are the selected parts, and how closely they resemble each other in their flowers, capsules, and seeds. In seven varieties of the radish, the roots differed greatly in colour and shape, but no difference

⁸⁷ Prescott's 'Hist. of Mexico,' vol. ii. p. 61.

⁸⁸ Sageret, 'Pomologie Physiologique,' 1830, p. 47; Galesio, 'Teoria della Riproduzione,' 1816, p. 88; Godron, 'De l'Espèce,' 1859, tom. ii. pp.

63, 67, 70. In my tenth and eleventh chapters I have given details on the potato; and I can confirm similar remarks with respect to the onion. I have also shown how far Naudin concurs in regard to the varieties of the melon.

whatever could be detected in their foliage, flowers, or seeds. Now what a contrast is presented, if we compare the flowers of the varieties of these two plants with those of any species cultivated in our flower-gardens for ornament; or if we compare their seeds with those of the varieties of maize, peas, beans, &c., which are valued and cultivated for their seeds. In the ninth chapter it was shown that the varieties of the pea differ but little except in the tallness of the plant, moderately in the shape of the pod, and greatly in the pea itself, and these are all selected points. The varieties, however, of the *Pois sans parchemin* differ much more in their pods, and these are eaten and valued. I cultivated twelve varieties of the common bean; one alone, the Dwarf Fan, differed considerably in general appearance; two differed in the colour of their flowers, one being an albino, and the other being wholly instead of partially purple; several differed considerably in the shape and size of the pod, but far more in the bean itself, and this is the valued and selected part. Toker's bean, for instance, is twice-and-a-half as long and broad as the horse-bean, and is much thinner and of a different shape.

The varieties of the gooseberry, as formerly described, differ much in their fruit, but hardly perceptibly in their flowers or organs of vegetation. With the plum, the differences likewise appear to be greater in the fruit than in the flowers or leaves. On the other hand, the seed of the strawberry, which corresponds with the fruit of the plum, differs hardly at all; whilst every one knows how greatly the fruit—that is, the enlarged receptacle—differs in the several varieties. In apples, pears, and peaches the flowers and leaves differ considerably, but not, as far as I can judge, in proportion with the fruit. The Chinese double-flowering peaches, on the other hand, show that varieties of this tree have been formed, which differ more in the flower than in fruit. If, as is highly probable, the peach is the modified descendant of the almond, a surprising amount of change has been effected in the same species, in the fleshy covering of the former and in the kernels of the latter.

When parts stand in such close relation to each other as the fleshy covering of the fruit (whatever its homological nature may be) and the seed, when one part is modified, so generally is the other, but by no means necessarily in the same degree. With

the plum-tree, for instance, some varieties produce plums which are nearly alike, but include stones extremely dissimilar in shape; whilst conversely other varieties produce dissimilar fruit with barely distinguishable stones; and generally the stones, though they have never been subjected to selection, differ greatly in the several varieties of the plum. In other cases organs which are not manifestly related, through some unknown bond vary together, and are consequently liable, without any intention on man's part, to be simultaneously acted on by selection. Thus the varieties of the stock (*Matthiola*) have been selected solely for the beauty of their flowers, but the seeds differ greatly in colour and somewhat in size. Varieties of the lettuce have been selected solely on account of their leaves, yet produce seeds which likewise differ in colour. Generally, through the law of correlation, when a variety differs greatly from its fellow-varieties in any one character, it differs to a certain extent in several other characters. I observed this fact when I cultivated together many varieties of the same species, for I used first to make a list of the varieties which differed most from each other in their foliage and manner of growth, afterwards of those that differed most in their flowers, then in their seed-capsules, and lastly in their mature seed; and I found that the same names generally occurred in two, three, or four of the successive lists. Nevertheless the greatest amount of difference between the varieties was always exhibited, as far as I could judge, by that part or organ for which the plant was cultivated.

When we bear in mind that each plant was at first cultivated because useful to man, and that its variation was a subsequent, often a long subsequent, event, we cannot explain the greater amount of diversity in the valuable parts by supposing that species endowed with an especial tendency to vary in any particular manner, were originally chosen. We must attribute the result to the variations in these parts having been successively preserved, and thus continually augmented; whilst other variations, excepting such as inevitably appeared through correlation, were neglected and lost. Hence we may infer that most plants might be made, through long-continued selection, to yield races as different from each other in any character

as they now are in those parts for which they are valued and cultivated.

With animals we see something of the same kind; but they have not been domesticated in sufficient number or yielded sufficient varieties for a fair comparison. Sheep are valued for their wool, and the wool differs much more in the several races than the hair in cattle. Neither sheep, goats, European cattle, nor pigs are valued for their fleetness or strength; and we do not possess breeds differing in these respects like the race-horse and dray-horse. But fleetness and strength are valued in camels and dogs; and we have with the former the swift dromedary and heavy camel; with the latter the greyhound and mastiff. But dogs are valued even in a higher degree for their mental qualities and senses; and every one knows how greatly the races differ in these respects. On the other hand, where the dog is valued solely to serve for food, as in the Polynesian islands and China, it is described as an extremely stupid animal.⁸⁹ Blumenbach remarks that "many dogs, such as the badger-dog, have a build so marked and so appropriate for particular purposes, that I should find it very difficult to persuade myself that this astonishing figure was an accidental consequence of "degeneration."⁹⁰ But had Blumenbach reflected on the great principle of selection, he would not have used the term degeneration, and he would not have been astonished that dogs and other animals should become excellently adapted for the service of man.

On the whole we may conclude that whatever part or character is most valued—whether the leaves, stems, tubers, bulbs, flowers, fruit, or seed of plants, or the size, strength, fleetness, hairy covering, or intellect of animals—that character will almost invariably be found to present the greatest amount of difference both in kind and degree. And this result may be safely attributed to man having preserved during a long course of generations the variations which were useful to him, and neglected the others.

I will conclude this chapter by some remarks on an important subject. With animals such as the giraffe, of which

⁸⁹ Godron, 'De l'Espèce,' tom. ii. p. 27.

⁹⁰ 'The Anthropological Treatises of Blumenbach,' 1865, p. 292.

the whole structure is admirably co-ordinated for certain purposes, it has been supposed that all the parts must have been simultaneously modified; and it has been argued that, on the principle of natural selection, this is scarcely possible. But in thus arguing, it has been tacitly assumed that the variations must have been abrupt and great. No doubt, if the neck of a ruminant were suddenly to become greatly elongated, the fore limbs and back would have to be simultaneously strengthened and modified; but it cannot be denied that an animal might have its neck, or head, or tongue, or fore-limbs elongated a very little without any corresponding modification in other parts of the body; and animals thus slightly modified would, during a dearth, have a slight advantage, and be enabled to browse on higher twigs, and thus survive. A few mouthfuls more or less every day would make all the difference between life and death. By the repetition of the same process, and by the occasional intercrossing of the survivors, there would be some progress, slow and fluctuating though it would be, towards the admirably co-ordinated structure of the giraffe. If the short-faced tumbler-pigeon, with its small conical beak, globular head, rounded body, short wings, and small feet—characters which appear all in harmony—had been a natural species, its whole structure would have been viewed as well fitted for its life; but in this case we know that inexperienced breeders are urged to attend to point after point, and not to attempt improving the whole structure at the same time. Look at the greyhound, that perfect image of grace, symmetry, and vigour; no natural species can boast of a more admirably co-ordinated structure, with its tapering head, slim body, deep chest, tucked-up abdomen, rat-like tail, and long muscular limbs, all adapted for extreme fleetness, and for running down weak prey. Now, from what we see of the variability of animals, and from what we know of the method which different men follow in improving their stock—some chiefly attending to one point, others to another point, others again correcting defects by crosses, and so forth—we may feel assured that if we could see the long line of ancestors of a first-rate greyhound, up to its wild wolf-like progenitor, we should behold an infinite number of the finest gradations, sometimes in one character and sometimes in another, but all leading towards our

present perfect type. By small and doubtful steps such as these, nature, as we may confidently believe, has progressed on her grand march of improvement and development.

A similar line of reasoning is as applicable to separate organs as to the whole organisation. A writer²¹ has recently maintained that "it is probably no exaggeration to suppose that, in order to improve such an organ as the eye at all, it must be improved in ten different ways at once. And the improbability of any complex organ being produced and brought to perfection in any such way is an improbability of the same kind and degree as that of producing a poem or a mathematical demonstration by throwing letters at random on a table." If the eye were abruptly and greatly modified, no doubt many parts would have to be simultaneously altered, in order that the organ should remain serviceable.

But is this the case with smaller changes? There are persons who can see distinctly only in a dull light, and this condition depends, I believe, on the abnormal sensitiveness of the retina, and is known to be inherited. Now, if a bird, for instance, received some great advantage from seeing well in the twilight, all the individuals with the most sensitive retina would succeed best and be the most likely to survive; and why should not all those which happened to have the eye itself a little larger, or the pupil capable of greater dilatation, be likewise preserved, whether or not these modifications were strictly simultaneous? These individuals would subsequently intercross and blend their respective advantages. By such slight successive changes, the eye of a diurnal bird would be brought into the condition of that of an owl, which has often been advanced as an excellent instance of adaptation. Short-sight, which is often inherited, permits a person to see distinctly a minute object at so near a distance that it would be indistinct to ordinary eyes; and here we have a capacity which might be serviceable under certain conditions, abruptly gained. The Fuegians on board the

²¹ Mr. J. J. Murphy in his opening address to the Belfast Nat. Hist. Soc., as given in the Belfast Northern Whig, Nov. 19, 1866. Mr. Murphy here follows the line of argument against my views previously and more cautiously

given by the Rev. C. Pritchard, Pres. Royal Astronomical Soc., in his sermon (Appendix, p. 33) preached before the British Association at Nottingham, 1866.

Beagle could certainly see distant objects more distinctly than our sailors with all their long practice; I do not know whether this depends on nervous sensitiveness or on the power of adjustment in the focus; but this capacity for distant vision might, it is probable, be slightly augmented by successive modifications of either kind. Amphibious animals, which are enabled to see both in the water and in the air, require and possess, as M. Plateau has shown,⁹² eyes constructed on the following plan: "the cornea is always flat, or at least much flattened in front of the crystalline and over a space equal to the diameter of that lens, whilst the lateral portions may be much curved." The crystalline is very nearly a sphere, and the humours have nearly the same density as water. Now, as a terrestrial animal slowly became more and more aquatic in its habits, very slight changes, first in the curvature of the cornea or crystalline, and then in the density of the humours, or conversely, might successively occur, and would be advantageous to the animal whilst under water, without serious detriment to its power of vision in the air. It is of course impossible to conjecture by what steps the fundamental structure of the eye in the Vertebrata was originally acquired, for we know absolutely nothing about this organ in the first progenitors of the class. With respect to the lowest animals in the scale, the transitional states through which the eye at first probably passed, can by the aid of analogy be indicated, as I have attempted to show in my 'Origin of Species.'⁹³

⁹² On the Vision of Fishes and Amphibia, translated in 'Annals and Mag. of Nat. Hist.' vol. xviii., 1806, p. 469.

⁹³ Fourth edition, 1866, p. 215.

CHAPTER XXI.

SELECTION, *continued.*

NATURAL SELECTION AS AFFECTING DOMESTIC PRODUCTIONS — CHARACTERS WHICH APPEAR OF TRIFLING VALUE OFTEN OF REAL IMPORTANCE — CIRCUMSTANCES FAVOURABLE TO SELECTION BY MAN — FACILITY IN PREVENTING CROSSES, AND THE NATURE OF THE CONDITIONS — CLOSE ATTENTION AND PERSEVERANCE INDISPENSABLE — THE PRODUCTION OF A LARGE NUMBER OF INDIVIDUALS ESPECIALLY FAVOURABLE — WHEN NO SELECTION IS APPLIED, DISTINCT RACES ARE NOT FORMED — HIGHLY-BRED ANIMALS LIABLE TO DEGENERATION — TENDENCY IN MAN TO CARRY THE SELECTION OF EACH CHARACTER TO AN EXTREME POINT, LEADING TO DIVERGENCE OF CHARACTER, RARELY TO CONVERGENCE — CHARACTERS CONTINUING TO VARY IN THE SAME DIRECTION IN WHICH THEY HAVE ALREADY VARIED — DIVERGENCE OF CHARACTER, WITH THE EXTINCTION OF INTERMEDIATE VARIETIES, LEADS TO DISTINCTNESS IN OUR DOMESTIC RACES — LIMIT TO THE POWER OF SELECTION — LAPSE OF TIME IMPORTANT — MANNER IN WHICH DOMESTIC RACES HAVE ORIGINATED — SUMMARY.

Natural Selection, or the Survival of the Fittest, as affecting domestic productions.—We know little on this head. But as animals kept by savages have to provide their own food, either entirely or to a large extent, throughout the year, it can hardly be doubted that, in different countries, varieties differing in constitution and in various characters would succeed best, and so be naturally selected. Hence perhaps it is that the few domesticated animals kept by savages partake, as has been remarked by more than one writer, of the wild appearance of their masters, and likewise resemble natural species. Even in long-civilised countries, at least in the wilder parts, natural selection must act on our domestic races. It is obvious that varieties, having very different habits, constitution, and structure, would succeed best on mountains and on rich lowland pastures. For example, the improved Leicester sheep were formerly taken to the Lammermuir Hills; but an intelligent sheep-master reported that “our coarse lean pastures were unequal to the task of supporting such heavy-bodied sheep; and they gradually dwindled away into less and less bulk:

“each generation was inferior to the preceding one; and when “the spring was severe, seldom more than two-thirds of the “lambs survived the ravages of the storms.”¹ So with the mountain cattle of North Wales and the Hebrides, it has been found that they could not withstand being crossed with the larger and more delicate lowland breeds. Two French naturalists, in describing the horses of Circassia, remark that, subjected as they are to extreme vicissitudes of climate, having to search for scanty pasture, and exposed to constant danger from wolves, the strongest and most vigorous alone survive.²

Every one must have been struck with the surpassing grace, strength, and vigour of the Game-cock, with its bold and confident air, its long, yet firm neck, compact body, powerful and closely pressed wings, muscular thighs, strong beak massive at the base, dense and sharp spurs set low on the legs for delivering the fatal blow, and its compact, glossy, and mail-like plumage serving as a defence. Now the English game-cock has not only been improved during many years by man’s careful selection, but in addition, as Mr. Tegetmeier has remarked,³ by a kind of natural selection, for the strongest, most active and courageous birds have stricken down their antagonists in the cockpit, generation after generation, and have subsequently served as the progenitors of their kind.

In Great Britain, in former times, almost every district had its own breed of cattle and sheep; “they were indigenous to “the soil, climate, and pasturage of the locality on which they “grazed: they seemed to have been formed for it and by it.”⁴ But in this case we are quite unable to disentangle the effects of the direct action of the conditions of life,—of use or habit—of natural selection—and of that kind of selection which we have seen is occasionally and unconsciously followed by man even during the rudest periods of history.

Let us now look to the action of natural selection on special characters. Although nature is difficult to resist, yet man often strives against her power, and sometimes, as we shall see, with

¹ Quoted by Youatt on Sheep, p. 325. See also Youatt on Cattle, pp. 62, 69.

² MM. Lherbette and De Quatre-

VOL. II.

uges, in ‘Bull. Soc. Acclimat.’ tom. viii, 1861, p. 311.

³ ‘The Poultry Book,’ 1866, p. 123.

⁴ Youatt on Sheep, p. 312.

success. From the facts to be given, it will also be seen that natural selection would powerfully affect many of our domestic productions if left unprotected. This is a point of much interest, for we thus learn that differences apparently of very slight importance would certainly determine the survival of a form when forced to struggle for its own existence. It may have occurred to some naturalists, as it formerly did to me, that, though selection acting under natural conditions would determine the structure of all important organs, yet that it could not affect characters which are esteemed by us of little importance; but this is an error to which we are eminently liable, from our ignorance of what characters are of real value to each living creature.

When man attempts to breed an animal with some serious defect in structure, or in the mutual relation of parts, he will either partially or completely fail, or encounter much difficulty; and this is in fact a form of natural selection. We have seen that the attempt was once made in Yorkshire to breed cattle with enormous buttocks, but the cows perished so often in bringing forth their calves, that the attempt had to be given up. In rearing short-faced tumblers, Mr. Eaton says,⁵ "I am convinced that better head and beak birds have perished in the shell than ever were hatched; the reason being that the amazingly short-faced bird cannot reach and break the shell with its beak, and so perishes." Here is a more curious case, in which natural selection comes into play only at long intervals of time: during ordinary seasons the Niata cattle can graze as well as others, but occasionally, as from 1827 to 1830, the plains of La Plata suffer from long-continued droughts and the pasture is burnt up; at such times common cattle and horses perish by the thousand, but many survive by browsing on twigs, reeds, &c.; this the Niata cattle cannot so well effect from their upturned jaws and the shape of their lips; consequently, if not attended to, they perish before the other cattle. In Colombia, according to Roulin, there is a breed of nearly hairless cattle, called Pelones; these succeed in their native hot district, but are found too tender for the Cordillera; in this case, natural selection

⁵ 'Treatise on the Almond Tumbler,' 1851, p. 33.

determines only the range of the variety. It is obvious that a host of artificial races could never survive in a state of nature;—such as Italian greyhounds,—hairless and almost toothless Turkish dogs,—fantail pigeons, which cannot fly well against a strong wind,—barbs with their vision impeded by their eye-wattle,—Polish fowls with their vision impeded by their great topknots,—hornless bulls and rams which consequently cannot cope with other males, and thus have a poor chance of leaving offspring,—seedless plants, and many other such cases.

Colour is generally esteemed by the systematic naturalist as unimportant: let us, therefore, see how far it indirectly affects our domestic productions, and how far it would affect them if they were left exposed to the full force of natural selection. In a future chapter I shall have to show that constitutional peculiarities of the strangest kind, entailing liability to the action of certain poisons, are correlated with the colour of the skin. I will here give a single case, on the high authority of Professor Wyman; he informs me that, being surprised at all the pigs in a part of Virginia being black, he made inquiries, and ascertained that these animals feed on the roots of the *Lachnanthes tinctoria*, which colours their bones pink, and, excepting in the case of the black varieties, causes the hoofs to drop off. Hence, as one of the squatters remarked, “we select the black members of the litter for raising, as they alone have a good chance of living.” So that here we have artificial and natural selection working hand in hand. I may add that in the Tarentino the inhabitants keep black sheep alone, because the *Hypericum erispum* abounds there; and this plant does not injure black sheep, but kills the white ones in about a fortnight’s time.⁶

Complexion, and liability to certain diseases, are believed to run together in man and the lower animals. Thus white terriers suffer more than terriers of any other colour from the fatal Distemper.⁷ In North America plum-trees are liable to a disease which Downing⁸ believes is not caused by insects; the kinds bearing purple fruit are most affected, “and we have “never known the green or yellow fruited varieties infected

⁶ Dr. Heusinger, ‘Wochenschrift für die Heilkunde,’ Berlin, 1846, s. 279.

⁸ ‘The Fruit-trees of America,’ 1845, p. 270: for peaches, p. 466.

⁷ Youatt on the Dog, p. 232.

“until the other sorts had first become filled with the knots.” On the other hand, peaches in North America suffer much from a disease called the *yellow*s, which seems to be peculiar to that continent, and “more than nine-tenths of the victims, when the disease first appeared, were the yellow-fleshed peaches. The white-fleshed kinds are much more rarely attacked; in some parts of the country never.” In Mauritius, the white sugar-canes have of late years been so severely attacked by a disease, that many planters have been compelled to give up growing this variety (although fresh plants were imported from China for trial), and cultivate only red canes.⁹ Now, if these plants had been forced to struggle with other competing plants and enemies, there cannot be a doubt that the colour of the flesh or skin of the fruit, unimportant as these characters are considered, would have rigorously determined their existence.

Liability to the attacks of parasites is also connected with colour. It appears that white chickens are certainly more subject than dark-coloured chickens to the *gapes*, which is caused by a parasitic worm in the trachea.¹⁰ On the other hand, experience has shown that in France the caterpillars which produce white cocoons resist the deadly fungus better than those producing yellow cocoons.¹¹ Analogous facts have been observed with plants: a new and beautiful white onion, imported from France, though planted close to other kinds, was alone attacked by a parasitic fungus.¹² White verbenas are especially liable to mildew.¹³ Near Malaga, during an early period of the vine-disease, the green sorts suffered most; “and red and black grapes, even when interwoven with the sick plants, suffered not at all.” In France whole groups of varieties were comparatively free, and others, such as the Chasselas, did not afford a single fortunate exception; but I do not know whether any correlation between colour and liability to disease was here observed.¹⁴ In a former chapter it was shown how curiously liable one variety of the strawberry is to mildew.

⁹ ‘Proc. Royal Soc. of Arts and Sciences of Mauritius,’ 1852, p. cxxxv.

¹⁰ ‘Gardener’s Chronicle,’ 1856, p. 379.

¹¹ Quastrefages, ‘Maladies Actuelles du Ver à Soie,’ 1859, pp. 12, 214.

¹² ‘Gardener’s Chronicle,’ 1851, p. 595.

¹³ ‘Journal of Horticulture,’ 1862, p. 476.

¹⁴ ‘Gardener’s Chronicle,’ 1852, pp. 435, 691.

It is certain that insects regulate in many cases the range and even the existence of the higher animals, whilst living under their natural conditions. Under domestication light-coloured animals suffer most: in Thuringia¹⁵ the inhabitants do not like grey, white, or pale cattle, because they are much more troubled by various kinds of flies than the brown, red, or black cattle. An Albino negro, it has been remarked,¹⁶ was peculiarly sensitive to the bites of insects. In the West Indies¹⁷ it is said that "the only horned cattle fit for work are those which "have a good deal of black in them. The white are terribly "tormented by the insects; and they are weak and sluggish in "proportion to the white."

In Devonshire there is a prejudice against white pigs, because it is believed that the sun blisters them when turned out;¹⁸ and I knew a man who would not keep white pigs in Kent, for the same reason. The scorching of flowers by the sun seems likewise to depend much on colour; thus, dark pelargoniums suffer most; and from various accounts it is clear that the cloth-of-gold variety will not withstand a degree of exposure to sunshine which other varieties enjoy. Another amateur asserts that not only all dark-coloured verbenas, but likewise scarlets, suffer from the sun; "the paler kinds stand better, and pale blue is perhaps the best of all." So again with the heartsease (*Viola tricolor*); hot weather suits the blotched sorts, whilst it destroys the beautiful markings of some other kinds.¹⁹ During one extremely cold season in Holland all red-flowered hyacinths were observed to be very inferior in quality. It is believed by many agriculturists that red wheat is hardier in northern climates than white wheat.²⁰

With animals, white varieties from being conspicuous are the most liable to be attacked by beasts and birds of prey. In parts of France and Germany where hawks abound, persons are advised not to keep white pigeons; for, as Parmentier says, "it

¹⁵ Bechstein, 'Naturgesch. Deutschlands,' 1801, B. i. s. 310.

¹⁶ Prichard, 'Phys. Hist. of Mankind,' 1851, vol. i. p. 224.

¹⁷ G. Lewis's 'Journal of Residence in West Indies,' 'Home and Col. Library,' p. 100.

¹⁸ Sidney's edit. of Youatt on the

Pig, p. 24.

¹⁹ 'Journal of Horticulture,' 1862, pp. 476, 498; 1865, p. 460. With respect to the heartsease, 'Gardener's Chronicle,' 1863, p. 628.

²⁰ 'Des Jacinthes, de leur Culture,' 1768, p. 53: on wheat, 'Gardener's Chronicle,' 1846, p. 653.

is certain that in a flock the white always first fall victims to the kite." In Belgium, where so many societies have been established for the flight of carrier-pigeons, white is the one colour which for the same reason is disliked.²¹ On the other hand, it is said that the sea-eagle (*Falco ossifragus*, Linn.) on the west coast of Ireland picks out the black fowls, so that "the villagers avoid as much as possible rearing birds of that colour." M. Daudin,²² speaking of white rabbits kept in warrens in Russia, remarks that their colour is a great disadvantage, as they are thus more exposed to attack, and can be seen during bright nights from a distance. A gentleman in Kent, who failed to stock his woods with a nearly white and hardy kind of rabbit, accounted in the same manner for their early disappearance. Any one who will watch a white cat prowling after her prey will soon perceive under what a disadvantage she lies.

The white Tartarian cherry, "owing either to its colour being so much like that of the leaves, or to the fruit always appearing from a distance unripe," is not so readily attacked by birds as other sorts. The yellow-fruited raspberry, which generally comes nearly true by seed, "is very little molested by birds, who evidently are not fond of it; so that nets may be dispensed with in places where nothing else will protect the red fruit."²³ This immunity, though a benefit to the gardener, would be a disadvantage in a state of nature both to the cherry and raspberry, as their dissemination depends on birds. I noticed during several winters that some trees of the yellow-berried holly, which were raised from seed from a wild tree found by my father, remained covered with fruit, whilst not a scarlet berry could be seen on the adjoining trees of the common kind. A friend informs me that a mountain-ash (*Pyrus aucuparia*) growing in his garden bears berries which, though not differently coloured, are always devoured by birds before those on the other trees. This variety of the mountain-ash would thus be more freely disseminated, and the yellow-berried variety of the holly less freely, than the common varieties of these two trees.

²¹ W. B. Tegetmeier, 'The Field,' Feb. 25, 1865. With respect to black fowls, see a quotation in Thompson's 'Nat. Hist. of Ireland,' 1849, vol. i. p. 22.

²² 'Bull. de la Soc. d'Acclimat.,' tom.

vii. 1860, p. 359.

²³ 'Transact. Hort. Soc.,' vol. i. 2nd series, 1835, p. 275. For raspberries, see 'Gard. Chronicle,' 1855, p. 154, and 1863, p. 245.

Independently of colour, other trifling differences are sometimes found to be of importance to plants under cultivation, and would be of paramount importance if they had to fight their own battle and to struggle with many competitors. The thin-shelled peas, called *pois sans parchemin*, are attacked by birds²⁴ much more than common peas. On the other hand, the purple-podded pea, which has a hard shell, escaped the attacks of tomtits (*Parus major*) in my garden far better than any other kind. The thin-shelled walnut likewise suffers greatly from the tomtit.²⁵ These same birds have been observed to pass over and thus favour the filbert, destroying only the other kinds of nuts which grew in the same orchard.²⁶

Certain varieties of the pear have soft bark, and these suffer severely from boring wood-beetles; whilst other varieties are known to resist their attacks much better.²⁷ In North America the smoothness, or absence of down on the fruit, makes a great difference in the attacks of the weevil, "which is the uncompromising foe of all smooth stone-fruits;" and the cultivator "has the frequent mortification of seeing nearly all, or indeed often the whole crop, fall from the trees when half or two-thirds grown." Hence the nectarine suffers more than the peach. A particular variety of the Morello cherry, raised in North America, is without any assignable cause more liable to be injured by this same insect than other cherry-trees.²⁸ From some unknown cause, the Winter Majetin apple enjoys the great advantage of not being infested by the coccus. On the other hand, a particular case has been recorded in which aphides confined themselves to the Winter Nelis pear, and touched no other kind in an extensive orchard.²⁹ The existence of minute glands on the leaves of peaches, nectarines, and apricots, would not be esteemed by botanists as a character of the least importance, for they are present or absent in closely related sub-varieties, descended from the same parent-tree; yet there is good evidence³⁰ that the

²⁴ 'Gardener's Chronicle,' 1843, p. 806.

²⁵ *Ibid.*, 1850, p. 732.

²⁶ *Ibid.*, 1860, p. 956.

²⁷ J. De Jonghe, in 'Gard. Chronicle,' 1860, p. 120.

²⁸ Downing, 'Fruit-trees of North

America,' pp. 266, 501: in regard to the cherry, p. 198.

²⁹ 'Gardener's Chronicle,' 1849, p. 755.

³⁰ 'Journal of Horticulture,' Sept. 26th, 1865, p. 254; see other references given in chap. x.

absence of glands leads to mildew, which is highly injurious to these trees.

A difference either in flavour or in the amount of nutriment in certain varieties causes them to be more eagerly attacked by various enemies than other varieties of the same species. Bullfinches (*Pyrrhula vulgaris*) injure our fruit-trees by devouring the flower-buds, and a pair of these birds have been seen "to denude a large plum-tree in a couple of days of almost every bud;" but certain varieties³¹ of the apple and thorn (*Crataegus oxyacantha*) are more especially liable to be attacked. A striking instance of this was observed in Mr. Rivers's garden, in which two rows of a particular variety of plum³² had to be carefully protected, as they were usually stripped of all their buds during the winter, whilst other sorts growing near them escaped. The root (or enlarged stem) of Laing's Swedish turnip is preferred by hares, and therefore suffers more than other varieties. Hares and rabbits eat down common rye before St. John's-day-rye, when both grow together.³³ In the South of France, when an orchard of almond-trees is formed, the nuts of the bitter variety are sown, "in order that they may not be devoured by field-mice;"³⁴ so we see the use of the bitter principle in almonds.

Other slight differences, which would be thought quite unimportant, are no doubt sometimes of great service both to plants and animals. The Whitesmith's gooseberry, as formerly stated, produces its leaves later than other varieties, and, as the flowers are thus left unprotected, the fruit often fails. In one variety of the cherry, according to Mr. Rivers,³⁵ the petals are much curled backwards, and in consequence of this the stigmas were observed to be killed by a severe frost; whilst at the same time, in another variety with incurved petals, the stigmas were not in the least injured. The straw of the Fenton wheat is remarkably unequal in height; and a competent observer believes that this variety is highly productive, partly because the ears, from being distributed at various heights above the ground,

³¹ Mr. Selby, in 'Mag. of Zoology and Botany,' Edinburgh, vol. ii., 1838, p. 393.

³² The Reine Claude de Bavay, 'Journal of Horticulture,' Dec. 27, 1864, p. 511.

³³ Mr. Pusey, in 'Journal of R. Agricult. Soc.,' vol. vi. p. 179. For Swedish turnips, see 'Gard. Chron.,' 1847, p. 91.

³⁴ Godron, 'De l'Espèce,' tom. ii. p. 98.

³⁵ 'Gardener's Chron.,' 1866, p. 732.

are less crowded together. The same observer maintains that in the upright varieties the divergent awns are serviceable by breaking the shocks when the ears are dashed together by the wind.²⁶ If several varieties of a plant are grown together, and the seed is indiscriminately harvested, it is clear that the hardier and more productive kinds will, by a sort of natural selection, gradually prevail over the others; this takes place, as Colonel Le Couteur believes,²⁷ in our wheat-fields, for, as formerly shown, no variety is quite uniform in character. The same thing, as I am assured by nurserymen, would take place in our flower-gardens, if the seed of the different varieties were not separately saved. When the eggs of the wild and tame duck are hatched together, the young wild ducks almost invariably perish, from being of smaller size and not getting their fair share of food.²⁸

Facts in sufficient number have now been given showing that natural selection often checks, but occasionally favours, man's power of selection. These facts teach us, in addition, a valuable lesson, namely, that we ought to be extremely cautious in judging what characters are of importance in a state of nature to animals and plants, which have to struggle from the hour of their birth to that of their death for existence,—their existence depending on conditions, about which we are profoundly ignorant.

Circumstances favourable to Selection by Man.

The possibility of selection rests on variability, and this, as we shall see in the following chapters, mainly depends on changed conditions of life, but is governed by infinitely complex, and, to a great extent, unknown laws. Domestication, even when long continued, occasionally causes but a small amount of variability, as in the case of the goose and turkey. The slight differences, however, which characterise each individual animal and plant would in most, probably in all cases, suffice for the production of distinct races through careful and prolonged selection. We see what selection, though acting on mere individual differences, can effect when families of cattle, sheep,

²⁶ 'Gardener's Chronicle,' 1862, pp. 820, 821.

²⁷ 'On the Varieties of Wheat,' p. 59.

²⁸ Mr. Hewitt and others, in 'Journal of Hort.,' 1862, p. 773.

pigeons, &c., of the same race, have been separately bred during a number of years by different men without any wish on their part to modify the breed. We see the same fact in the difference between hounds bred for hunting in different districts,³⁹ and in many other such cases.

In order that selection should produce any result, it is manifest that the crossing of distinct races must be prevented; hence facility in pairing, as with the pigeon, is highly favourable for the work; and difficulty in pairing, as with cats, prevents the formation of distinct breeds. On nearly the same principle the cattle of the small island of Jersey have been improved in their milking qualities "with a rapidity that could not have been obtained in a widely extended country like France."⁴⁰ Although free crossing is a danger on the one side which every one can see, too close interbreeding is a hidden danger on the other side. Unfavourable conditions of life overrule the power of selection. Our improved heavy breeds of cattle and sheep could not have been formed on mountainous pastures; nor could dray-horses have been raised on a barren and inhospitable land, such as the Falkland islands, where even the light horses of La Plata rapidly decrease in size. Nor could the wool of sheep have been much increased in length within the Tropics; yet selection has kept Merino sheep nearly true under diversified and unfavourable conditions of life. The power of selection is so great, that breeds of the dog, sheep, and poultry, of the largest and least size, long and short beaked pigeons, and other breeds with opposite characters, have had their characteristic qualities augmented, though treated in every way alike, being exposed to the same climate and fed on the same food. Selection, however, is either checked or favoured by the effects of use or habit. Our wonderfully-improved pigs could never have been formed if they had been forced to search for their own food; the English racehorse and greyhound could not have been improved up to their present high standard of excellence without constant training.

As conspicuous deviations of structure occur rarely, the improvement of each breed is generally the result, as already

³⁹ 'Encyclop. of Rural Sports,' p. 405.

⁴⁰ Col. Le Couteur, 'Journal Roy. Agricult. Soc.,' vol. iv. p. 43.

remarked, of the selection of slight individual differences. Hence the closest attention, the sharpest powers of observation, and indomitable perseverance, are indispensable. It is, also, highly important that many individuals of the breed which is to be improved should be raised; for thus there will be a better chance of the appearance of variations in the right direction, and individuals varying in an unfavourable manner may be freely rejected or destroyed. But that a large number of individuals should be raised, it is necessary that the conditions of life should favour the propagation of the species. Had the peacock been bred as easily as the fowl, we should probably ere this have had many distinct races. We see the importance of a large number of plants, from the fact of nursery gardeners almost always beating amateurs in the exhibition of new varieties. In 1845 it was estimated⁴¹ that between 4000 and 5000 pelargoniums were annually raised from seed in England, yet a decidedly improved variety is rarely obtained. At Messrs. Carter's grounds, in Essex, where such flowers as the Lobelia, Nemophila, Mignonette, &c., are grown by the acre for seed, "scarcely a season passes without some new kinds being raised, or some improvement effected on old kinds."⁴² At Kew, as Mr. Beaton remarks, where many seedlings of common plants are raised, "you see new forms of Laburnums, Spiræas, and other shrubs."⁴³ So with animals: Marshall,⁴⁴ in speaking of the sheep in one part of Yorkshire, remarks, "as they belong to poor people, and are mostly in small lots, they never can be improved." Lord Rivers, when asked how he succeeded in always having first-rate greyhounds, answered, "I breed many, and hang many." This, as another man remarks, "was the secret of his success; and the same will be found in exhibiting fowls, —successful competitors breed largely, and keep the best."⁴⁵

It follows from this that the capacity of breeding at an early age and at short successive intervals, as with pigeons, rabbits, &c., facilitates selection; for the result is thus soon made visible, and perseverance in the work is encouraged. It can hardly be

⁴¹ 'Gardener's Chronicle,' 1845, p. 273.

⁴² 'Journal of Horticulture,' 1862, p. 157.

⁴³ 'Cottage Gardener,' 1860, p. 368.

⁴⁴ 'A Review of Reports,' 1808, p. 406.

⁴⁵ 'Gardener's Chronicle,' 1853, p. 45.

accidental that the great majority of the culinary and agricultural plants which have yielded numerous races are annuals or biennials, which therefore are capable of rapid propagation and thus of improvement. Sea-kale, asparagus, common and Jerusalem artichokes, potatoes, and onions, alone are perennials. Onions are propagated like annuals, and of the other plants just specified, none, with the exception of the potato, have yielded more than one or two varieties. No doubt fruit-trees, which cannot be propagated quickly by seed, have yielded a host of varieties, though not permanent races; but these, judging from pre-historic remains, were produced at a later and more civilised epoch than the races of culinary and agricultural plants.

A species may be highly variable, but distinct races will not be formed, if from any cause selection be not applied. The carp is highly variable, but it would be extremely difficult to select slight variations in fishes whilst living in their natural state, and distinct races have not been formed;* on the other hand, a closely allied species, the gold-fish, from being reared in glass or open vessels, and from having been carefully attended to by the Chinese, has yielded many races. Neither the bee, which has been semi-domesticated from an extremely remote period, nor the cochineal insect, which was cultivated by the aboriginal Mexicans, has yielded races; and it would be impossible to match the queen-bee with any particular drone, and most difficult to match cochineal insects. Silk-moths, on the other hand, have been subjected to rigorous selection, and have produced a host of races. Cats, which from their nocturnal habits cannot be selected for breeding, do not, as formerly remarked, yield distinct races in the same country. The ass in England varies much in colour and size; but it is an animal of little value, bred by poor people; consequently there has been no selection, and distinct races have not been formed. We must not attribute the inferiority of our asses to climate, for in India they are of even smaller size than in Europe. But when selection is brought to bear on the ass, all is changed. Near Cordova, as I am informed (Feb. 1860) by Mr. W. E. Webb, C.E., they are carefully bred, as much as 200*l.* having been paid for a stallion ass,

* Isidore Geoffroy St. Hilaire, 'Hist. Nat. Gén.,' tom. iii. p. 49. On the Cochineal Insect, p. 46.

and they have been immensely improved. In Kentucky, asses have been imported (for breeding mules) from Spain, Malta, and France; these "seldom averaged more than fourteen hands high; but the Kentuckians, by great care, have raised them "up to fifteen hands, and sometimes even to sixteen. The prices "paid for these splendid animals, for such they really are, will "prove how much they are in request. One male, of great "celebrity, was sold for upwards of one thousand pounds sterling." These choice asses are sent to cattle-shows, one day being given to their exhibition.⁴⁷

Analogous facts have been observed with plants: the nutmeg-tree in the Malay archipelago is highly variable, but there has been no selection, and there are no distinct races.⁴⁸ The common mignonette (*Reseda odorata*), from bearing inconspicuous flowers, valued solely for their fragrance, "remains in the same unimproved condition as when first introduced."⁴⁹ Our common forest-trees are very variable, as may be seen in every extensive nursery-ground; but as they are not valued like fruit-trees, and as they seed late in life, no selection has been applied to them; consequently, as Mr. Patrick Matthews remarks,⁵⁰ they have not yielded distinct races, leafing at different periods, growing to different sizes, and producing timber fit for different purposes. We have gained only some fanciful and semi-monstrous varieties, which no doubt appeared suddenly as we now see them.

Some botanists have argued that plants cannot have so strong a tendency to vary as is generally supposed, because many species long grown in botanic gardens, or unintentionally cultivated year after year mingled with our corn crops, have not produced distinct races; but this is accounted for by slight variations not having been selected and propagated. Let a plant which is now grown in a botanic garden, or any common weed, be cultivated on a large scale, and let a sharp-sighted gardener look out for each slight variety and sow the seed, and then, if distinct races are not produced, the argument will be valid.

⁴⁷ Capt. Marryat, quoted by Blyth in 'Journ. Asiatic Soc. of Bengal,' vol. xxviii. p. 229.

⁴⁸ Mr. Oxley, 'Journal of the Indian

Archipelago,' vol. ii., 1848, p. 645.

⁴⁹ Mr. Abbey, in 'Journal of Horticulture,' Dec. 1, 1863, p. 430.

⁵⁰ 'On Naval Timber,' 1831, p. 107.

The importance of selection is likewise shown by considering special characters. For instance, with most breeds of fowls the form of the comb and the colour of the plumage have been attended to, and are eminently characteristic of each race; but in Dorkings, fashion has never demanded uniformity of comb or colour; and the utmost diversity in these respects prevails. Rose-combs, double-combs, cup-combs, &c., and colours of all kinds, may be seen in purely-bred and closely related Dorking fowls, whilst other points, such as the general form of body, and the presence of an additional toe, have been attended to, and are invariably present. It has also been ascertained that colour can be fixed in this breed, as well as in any other.⁵¹

During the formation or improvement of a breed, its members will always be found to vary much in those characters to which especial attention is directed, and of which each slight improvement is eagerly sought and selected. Thus with short-faced tumbler-pigeons, the shortness of the beak, shape of head and plumage,—with carriers, the length of the beak and wattle,—with fantails, the tail and carriage,—with Spanish fowls, the white face and comb,—with long-eared rabbits, the length of ear, are all points which are eminently variable. So it is in every case, and the large price paid for first-rate animals proves the difficulty of breeding them up to the highest standard of excellence. This subject has been discussed by fanciers,⁵² and the greater prizes given for highly improved breeds, in comparison with those given for old breeds which are not now undergoing rapid improvement, has been fully justified. Nathusius makes⁵³ a similar remark when discussing the less uniform character of improved Shorthorn cattle and of the English horse, in comparison, for example, with the unennobled cattle of Hungary, or with the horses of the Asiatic steppes. This want of uniformity in the parts which at the time are undergoing selection, chiefly depends on the strength of the principle of reversion; but it likewise depends to a certain extent on the continued

⁵¹ Mr. Bally, in 'The Poultry Chronicle,' vol. ii., 1854, p. 150. Also vol. i. p. 342; vol. iii. p. 245.

⁵² 'Cottage Gardener,' 1855, De-

ember, p. 171; 1856, January, pp. 248, 323.

⁵³ 'Ueber Shorthorn Rindvieh,' 1857, s. 51.

variability of the parts which have recently varied. That the same parts do continue varying in the same manner we must admit, for, if it were not so, there could be no improvement beyond an early standard of excellence, and we know that such improvement is not only possible, but is of general occurrence.

As a consequence of continued variability, and more especially of reversion, all highly improved races, if neglected or not subjected to incessant selection, soon degenerate. Youatt gives a curious instance of this in some cattle formerly kept in Glamorganshire; but in this case the cattle were not fed with sufficient care. Mr. Baker, in his memoir on the Horse, sums up: "It must have "been observed in the preceding pages that, whenever there has "been neglect, the breed has proportionally deteriorated."²⁴ If a considerable number of improved cattle, sheep, or other animals of the same race, were allowed to breed freely together, with no selection, but with no change in their condition of life, there can be no doubt that after a score or hundred generations they would be very far from excellent of their kind; but, from what we see of the many common races of dogs, cattle, fowls, pigeons, &c., which without any particular care have long retained nearly the same character, we have no grounds for believing that they would altogether depart from their type.

It is a general belief amongst breeders that characters of all kinds become fixed by long-continued inheritance. But I have attempted to show in the fourteenth chapter that this belief apparently resolves itself into the following proposition, namely, that all characters whatever, whether recently acquired or ancient, tend to be transmitted, but that those which have already long withstood all counteracting influences, will, as a general rule, continue to withstand them, and consequently be faithfully transmitted.

Tendency in Man to carry the practice of Selection to an extreme point.

It is an important principle that in the process of selection man almost invariably wishes to go to an extreme point. Thus, in useful qualities, there is no limit to his desire to breed certain

²⁴ 'The Veterinary,' vol. xiii. p. 720. For the Glamorganshire cattle, see Youatt on Cattle, p. 51.

horses and dogs as fleet as possible, and others as strong as possible; certain kinds of sheep for extreme fineness, and others for extreme length of wool; and he wishes to produce fruit, grain, tubers, and other useful parts of plants, as large and excellent as possible. With animals bred for amusement, the same principle is even more powerful; for fashion, as we see even in our dress, always runs to extremes. This view has been expressly admitted by fanciers. Instances were given in the chapters on the pigeon, but here is another: Mr. Eaton, after describing a comparatively new variety, namely, the Archangel, remarks, "What fanciers intend doing with this bird I am at a loss to know, whether they intend to breed it down to the tumbler's head and beak, or carry it out to the carrier's head and beak; leaving it as they found it, is not progressing." Ferguson, speaking of fowls, says, "their peculiarities, whatever they may be, must necessarily be fully developed: a little peculiarity forms nought but ugliness, seeing it violates the existing laws of symmetry." So Mr. Brent, in discussing the merits of the sub-varieties of the Belgian canary-bird, remarks, "Fanciers always go to extremes; they do not admire indefinite properties."⁵⁵

This principle, which necessarily leads to divergence of character, explains the present state of various domestic races. We can thus see how it is that race-horses and dray-horses, greyhounds and mastiffs, which are opposed to each other in every character,—how varieties so distinct as Cochinchina fowls and bantams, or carrier-pigeons with very long beaks, and tumblers with excessively short beaks, have been derived from the same stock. As each breed is slowly improved, the inferior varieties are first neglected and finally lost. In a few cases, by the aid of old records, or from intermediate varieties still existing in countries where other fashions have prevailed, we are enabled partially to trace the graduated changes through which certain breeds have passed. Selection, whether methodical or unconscious, always tending towards an extreme point, together with the neglect and slow extinction of the intermediate and less-valued forms, is the key which unlocks the mystery how man has produced such wonderful results.

⁵⁵ J. M. Eaton, 'A Treatise on Fancy Pigeons,' p. 82; Ferguson, on 'Rare and Prize Poultry,' p. 162; Mr. Brent, in 'Cottage Gardener,' Oct. 1869, p. 13.

In a few instances selection, guided by utility for a single purpose, has led to convergence of character. All the improved and different races of the pig, as Nathusius has well shown,⁵⁶ closely approach each other in character, in their shortened legs and muzzles, their almost hairless, large, rounded bodies, and small tusks. We see some degree of convergence in the similar outline of the body in well-bred cattle belonging to distinct races.⁵⁷ I know of no other such cases.

Continued divergence of character depends on, and is indeed a clear proof, as previously remarked, of the same parts continuing to vary in the same direction. The tendency to mere general variability or plasticity of organisation can certainly be inherited, even from one parent, as has been shown by Gärtner and Kölreuter, in the production of varying hybrids from two species, of which one alone was variable. It is in itself probable that, when an organ has varied in any manner, it will again vary in the same manner, if the conditions which first caused the being to vary remain, as far as can be judged, the same. This is either tacitly or expressly admitted by all horticulturists: if a gardener observes one or two additional petals in a flower, he feels confident that in a few generations he will be able to raise a double flower, crowded with petals. Some of the seedlings from the weeping Moccas oak were so prostrate that they only crawled along the ground. A seedling from the fastigate or upright Irish yew is described as differing greatly from the parent-form "by the exaggeration of the fastigate habit of its branches."⁵⁸ Mr. Sheriff, who has been more successful than any other man in raising new kinds of wheat, remarks, "A good variety may safely be regarded as the forerunner of a better one."⁵⁹ A great rose-grower, Mr. Rivers, has made the same remark with respect to roses. Sageret,⁶⁰ who had large experience, in speaking of the future progress of fruit-trees, observes that the most important principle is "that the more plants have departed from their original type, the more they tend to depart from it." There is apparently much truth in this

⁵⁶ 'Die Racen des Schweines,' 1860, s. 48.

⁵⁶ Verlot, 'Des Variétés,' 1865, p. 24.

⁵⁷ See some good remarks on this head by M. de Quatrefages, 'Unité de l'Espèce Humaine,' 1861, p. 119.

⁵⁸ Mr. Patrick Sheriff, in 'Gard. Chronicle,' 1858, p. 771.

⁵⁹ 'Pomologie Physiolog.,' 1830, p. 106.

remark; for we can in no other way understand the surprising amount of difference between varieties in the parts or qualities which are valued, whilst other parts retain nearly their original character.

The foregoing discussion naturally leads to the question, what is the limit to the possible amount of variation in any part or quality, and, consequently, is there any limit to what selection can effect? Will a race-horse ever be reared fleetier than Eclipse? Can our prize-cattle and sheep be still further improved? Will a gooseberry ever weigh more than that produced by "London" in 1852? Will the beet-root in France yield a greater percentage of sugar? Will future varieties of wheat and other grain produce heavier crops than our present varieties? These questions cannot be positively answered; but it is certain that we ought to be cautious in answering by a negative. In some lines of variation the limit has probably been reached. Youatt believes that the reduction of bone in some of our sheep has already been carried so far that it entails great delicacy of constitution.⁶¹ But seeing the great improvement within recent times in our cattle and sheep, and especially in our pigs; seeing the wonderful increase in weight in our poultry of all kinds during the last few years; he would be a bold man who would assert that perfection has been reached. Eclipse perhaps may never be beaten until all our race-horses have been rendered swifter, through the selection of the best horses during many generations; and then the old Eclipse may possibly be eclipsed; but, as Mr. Wallace has remarked, there must be an ultimate limit to the fleetness of every animal, whether under nature or domestication; and with the horse this limit has perhaps been reached. Until our fields are better manured, it may be impossible for a new variety of wheat to yield a heavier crop. But in many cases those who are best qualified to judge do not believe that the extreme point has as yet been reached even with respect to characters which have already been carried to a high standard of perfection. For instance, the short-faced tumbler-pigeon has been greatly modified; nevertheless, according to Mr. Eaton,⁶² "the field is still as open for fresh competitors as it was one hundred years ago." Over and over again it has been said that

⁶¹ Youatt on Sheep, p. 521.

⁶² 'A Treatise on the Almond Tumbler,' p. i.

perfection had been attained with our flowers, but a higher standard has soon been reached. Hardly any fruit has been more improved than the strawberry, yet a great authority remarks,⁶³ "it must not be concealed that we are far from the extreme limits at which we may arrive."

Time is an important element in the formation of our domestic races, as it permits innumerable individuals to be born, and these when exposed to diversified conditions are rendered variable. Methodical selection has been occasionally practised from an ancient period to the present day, even by semi-civilised people, and during former times will have produced some effect. Unconscious selection will have been still more effective; for during a lengthened period the more valuable individual animals will occasionally have been saved, and the less valuable neglected. In the course, also, of time, different varieties, especially in the less civilised countries, will have been more or less modified through natural selection. It is generally believed, though on this head we have little or no evidence, that new characters in time become fixed; and after having long remained fixed it seems possible that under new conditions they might again be rendered variable.

How great the lapse of time has been since man first domesticated animals and cultivated plants, we begin dimly to see. When the lake-buildings of Switzerland were inhabited during the Neolithic period, several animals were already domesticated and various plants cultivated. If we may judge from what we now see of the habits of savages, it is probable that the men of the earlier Stone period—when many great quadrupeds were living which are now extinct, and when the face of the country was widely different from what it now is—possessed at least some few domesticated animals, although their remains have not as yet been discovered. If the science of language can be trusted, the art of ploughing and sowing the land was followed, and the chief animals had been already domesticated, at an epoch so immensely remote, that the Sanskrit, Greek, Latin, Gothic, Celtic, and Slavonic languages had not as yet diverged from their common parent-tongue.⁶⁴

⁶³ M. J. de Jonghe, in 'Gard. Chron.', 1858, p. 173.

⁶⁴ Max. Müller, 'Science of Language,' 1861, p. 223.

It is scarcely possible to overrate the effects of selection occasionally carried on in various ways and places during thousands of generations. All that we know, and, in a still stronger degree, all that we do not know,⁶⁵ of the history of the great majority of our breeds, even of our more modern breeds, agrees with the view that their production, through the action of unconscious and methodical selection, has been almost insensibly slow. When a man attends rather more closely than is usual to the breeding of his animals, he is almost sure to improve them to a slight extent. They are in consequence valued in his immediate neighbourhood, and are bred by others; and their characteristic features, whatever these may be, will then slowly but steadily be increased, sometimes by methodical and almost always by unconscious selection. At last a strain, deserving to be called a sub-variety, becomes a little more widely known, receives a local name, and spreads. The spreading will have been extremely slow during ancient and less civilised times, but now is rapid. By the time that the new breed had assumed a somewhat distinct character, its history, hardly noticed at the time, will have been completely forgotten; for, as Low remarks,⁶⁶ "we know how quickly the memory of such events is effaced."

As soon as a new breed is thus formed, it is liable through the same process to break up into new strains and sub-varieties. For different varieties are suited for, and are valued under, different circumstances. Fashion changes, but, should a fashion last for even a moderate length of time, so strong is the principle of inheritance; that some effect will probably be impressed on the breed. Thus varieties go on increasing in number, and history shows us how wonderfully they have increased since the earliest records.⁶⁷ As each new variety is produced, the earlier, intermediate, and less valuable forms will be neglected, and perish. When a breed, from not being valued, is kept in small numbers, its extinction almost inevitably follows sooner or later, either from accidental causes of destruction or from close interbreeding; and this is an event which, in the case of well-marked breeds, excites attention. The birth or production of a new domestic race is so slow a process that it

⁶⁵ Youatt on Cattle, pp. 116, 128.

⁶⁶ 'Domesticated Animals,' p. 188.

⁶⁷ Volz, 'Beiträge zur Kulturgeschichte,' 1852, s. 99 *et passim*.

escapes notice ; its death or destruction is comparatively sudden, is often recorded, and when too late sometimes regretted.

Several authors have drawn a wide distinction between artificial and natural races. The latter are more uniform in character, possessing in a high degree the character of natural species, and are of ancient origin. They are generally found in less civilised countries, and have probably been largely modified by natural selection, and only to a small extent by man's unconscious and methodical selection. They have, also, during a long period, been directly acted on by the physical conditions of the countries which they inhabit. The so-called artificial races, on the other hand, are not so uniform in character ; some have a semi-monstrous character, such as "the wry-legged terriers so useful in rabbit-shooting,"⁶⁸ turnspit dogs, ancon sheep, niata oxen, Polish fowls, fantail-pigeons, &c. ; their characteristic features have generally been acquired suddenly, though subsequently increased in many cases by careful selection. Other races, which certainly must be called artificial, for they have been largely modified by methodical selection and by crossing, as the English race-horse, terrier-dogs, the English game-cock, Antwerp carrier-pigeons, &c., nevertheless cannot be said to have an unnatural appearance ; and no distinct line, as it seems to me, can be drawn between natural and artificial races.

It is not surprising that domestic races should generally present a different aspect from natural species. Man selects and propagates modifications solely for his own use or fancy, and not for the creature's own good. His attention is struck by strongly marked modifications, which have appeared suddenly, due to some great disturbing cause in the organisation. He attends almost exclusively to external characters ; and when he succeeds in modifying internal organs,—when for instance he reduces the bones and offal, or loads the viscera with fat, or gives early maturity, &c.,—the chances are strong that he will at the same time weaken the constitution. On the other hand, when an animal has to struggle throughout its life with many competitors and enemies, under circumstances inconceivably complex and liable to change, modifications of the most varied nature—in the internal organs as well as in external characters, in the

⁶⁸ Blaine, 'Encyclop. of Rural Sports,' p. 213.

functions and mutual relations of parts—will be rigorously tested, preserved, or rejected. Natural selection often checks man's comparatively feeble and capricious attempts at improvement; and if this were not so, the result of his work, and of nature's work, would be even still more different. Nevertheless, we must not overrate the amount of difference between natural species and domestic races; the most experienced naturalists have often disputed whether the latter are descended from one or from several aboriginal stocks, and this clearly shows that there is no palpable difference between species and races.

Domestic races propagate their kind far more truly, and endure for much longer periods, than most naturalists are willing to admit. Breeders feel no doubt on this head; ask a man who has long reared Shorthorn or Hereford cattle, Leicester or Southdown sheep, Spanish or Game poultry, tumbler or carrier-pigeons, whether these races may not have been derived from common progenitors, and he will probably laugh you to scorn. The breeder admits that he may hope to produce sheep with finer or longer wool and with better carcasses, or handsomer fowls, or carrier-pigeons with beaks just perceptibly longer to the practised eye, and thus be successful at an exhibition. Thus far he will go, but no farther. He does not reflect on what follows from adding up during a long course of time many, slight, successive modifications; nor does he reflect on the former existence of numerous varieties, connecting the links in each divergent line of descent. He concludes, as was shown in the earlier chapters, that all the chief breeds to which he has long attended are aboriginal productions. The systematic naturalist, on the other hand, who generally knows nothing of the art of breeding, who does not pretend to know how and when the several domestic races were formed, who cannot have seen the intermediate gradations, for they do not now exist, nevertheless feels no doubt that these races are sprung from a single source. But ask him whether the closely allied natural species which he has studied may not have descended from a common progenitor, and he in his turn will perhaps reject the notion with scorn. Thus the naturalist and breeder may mutually learn a useful lesson from each other.

Summary on Selection by Man.—There can be no doubt that

methodical selection has effected and will effect wonderful results. It was occasionally practised in ancient times, and is still practised by semi-civilised people. Characters of the highest importance, and others of trifling value, have been attended to, and modified. I need not here repeat what has been so often said on the part which unconscious selection has played: we see its power in the difference between flocks which have been separately bred, and in the slow changes, as circumstances have slowly changed, which many animals have undergone in the same country, or when transported into a foreign land. We see the combined effects of methodical and unconscious selection in the great amount of difference between varieties in those parts or qualities which are valued by man, in comparison with those which are not valued, and consequently have not been attended to. Natural selection often determines man's power of selection. We sometimes err in imagining that characters, which are considered as unimportant by the systematic naturalist, could not be affected by the struggle for existence, and therefore be acted on by natural selection; but striking cases have been given, showing how great an error this is.

The possibility of selection coming into action rests on variability; and this is mainly caused, as we shall hereafter see, by changes in the conditions of life. Selection is sometimes rendered difficult, or even impossible, by the conditions being opposed to the desired character or quality. It is sometimes checked by the lessened fertility and weakened constitution which follow from long-continued close interbreeding. That methodical selection may be successful, the closest attention and discernment, combined with unwearied patience, are absolutely necessary; and these same qualities, though not indispensable, are highly serviceable in the case of unconscious selection. It is almost necessary that a large number of individuals should be reared; for thus there will be a fair chance of variations of the desired nature arising, and every individual with the slightest blemish or in any degree inferior may be freely rejected. Hence length of time is an important element of success. Thus, also, propagation at an early age and at short intervals favours the work. Facility in pairing animals, or their inhabiting a confined area, is advantageous as a check to free crossing. Whenever and

wherever selection is not practised, distinct races are not formed. When any one part of the body or quality is not attended to, it remains either unchanged or varies in a fluctuating manner, whilst at the same time other parts and other qualities may become permanently and greatly modified. But from the tendency to reversion and to continued variability, those parts or organs which are now undergoing rapid improvement through selection, are likewise found to vary much. Consequently highly-bred animals, when neglected, soon degenerate; but we have no reason to believe that the effects of long-continued selection would, if the conditions of life remained the same, be soon and completely lost.

Man always tends to go to an extreme point in the selection, whether methodical or unconscious, of all useful and pleasing qualities. This is an important principle, as it leads to continued divergence, and in some rare cases to convergence of character. The possibility of continued divergence rests on the tendency in each part or organ to go on varying in the same manner in which it has already varied; and that this occurs, is proved by the steady and gradual improvement of many animals and plants during lengthened periods. The principle of divergence of character, combined with the neglect and final extinction of all previous, less-valued, and intermediate varieties, explains the amount of difference and the distinctness of our several races. Although we may have reached the utmost limit to which certain characters can be modified, yet we are far from having reached, as we have good reason to believe, the limit in the majority of cases. Finally, from the difference between selection as carried on by man and by nature, we can understand how it is that domestic races often, though by no means always, differ in general aspect from closely allied natural species.

Throughout this chapter and elsewhere I have spoken of selection as the paramount power, yet its action absolutely depends on what we in our ignorance call spontaneous or accidental variability. Let an architect be compelled to build an edifice with uncut stones, fallen from a precipice. The shape of each fragment may be called accidental; yet the shape of each has been determined by the force of gravity, the nature

of the rock, and the slope of the precipice,—events and circumstances, all of which depend on natural laws; but there is no relation between these laws and the purpose for which each fragment is used by the builder. In the same manner the variations of each creature are determined by fixed and immutable laws; but these bear no relation to the living structure which is slowly built up through the power of selection, whether this be natural or artificial selection.

If our architect succeeded in rearing a noble edifice, using the rough wedge-shaped fragments for the arches, the longer stones for the lintels, and so forth, we should admire his skill even in a higher degree than if he had used stones shaped for the purpose. So it is with selection, whether applied by man or by nature; for though variability is indispensably necessary, yet, when we look at some highly complex and excellently adapted organism, variability sinks to a quite subordinate position in importance in comparison with selection, in the same manner as the shape of each fragment used by our supposed architect is unimportant in comparison with his skill.

CHAPTER XXII.

CAUSES OF VARIABILITY.

VARIABILITY DOES NOT NECESSARILY ACCOMPANY REPRODUCTION — CAUSES ASSIGNED BY VARIOUS AUTHORS — INDIVIDUAL DIFFERENCES — VARIABILITY OF EVERY KIND DUE TO CHANGED CONDITIONS OF LIFE — ON THE NATURE OF SUCH CHANGES — CLIMATE, FOOD, EXCESS OF NUTRIMENT — SLIGHT CHANGES SUFFICIENT — EFFECTS OF GRAFTING ON THE VARIABILITY OF SEEDLING-TREES — DOMESTIC PRODUCTIONS BECOME HABITUATED TO CHANGED CONDITIONS — ON THE ACCUMULATIVE ACTION OF CHANGED CONDITIONS — CLOSE INTERBREEDING AND THE IMAGINATION OF THE MOTHER SUPPOSED TO CAUSE VARIABILITY — CROSSING AS A CAUSE OF THE APPEARANCE OF NEW CHARACTERS — VARIABILITY FROM THE COMMINGLING OF CHARACTERS AND FROM REVERSION — ON THE MANNER AND PERIOD OF ACTION OF THE CAUSES WHICH EITHER DIRECTLY, OR INDIRECTLY THROUGH THE REPRODUCTIVE SYSTEM, INDUCE VARIABILITY.

WE will now consider, as far as we can, the causes of the almost universal variability of our domesticated productions. The subject is an obscure one; but it may be useful to probe our ignorance. Some authors, for instance Dr. Prosper Lucas, look at variability as a necessary contingent on reproduction, and as much an aboriginal law, as growth or inheritance. Others have of late encouraged, perhaps unintentionally, this view by speaking of inheritance and variability as equal and antagonistic principles. Pallas maintained, and he has had some followers, that variability depends exclusively on the crossing of primordially distinct forms. Other authors attribute the tendency to variability to an excess of food, and with animals to an excess relatively to the amount of exercise taken, or again to the effects of a more genial climate. That these causes are all effective is highly probable. But we must, I think, take a broader view, and conclude that organic beings, when subjected during several generations to any change whatever in their conditions, tend to vary; the kind of variation which ensues depending in a far higher degree on the nature or constitution of the being, than on the nature of the changed conditions.

Those authors who believe that it is a law of nature that each individual should differ in some slight degree from every other, may maintain, apparently with truth, that this is the fact, not only with all domesticated animals and cultivated plants, but likewise with all organic beings in a state of nature. The Laplander by long practice knows and gives a name to each reindeer, though, as Linnæus remarks, "to distinguish one from another among such multitudes was beyond my comprehension, for they were like ants on an ant-hill." In Germany shepherds have won wagers by recognising each sheep in a flock of a hundred, which they had never seen until the previous fortnight. This power of discrimination, however, is as nothing compared to that which some florists have acquired. Verlot mentions a gardener who could distinguish 150 kinds of camellia, when not in flower; and it has been positively asserted that the famous old Dutch florist Voorhelm, who kept above 1200 varieties of the hyacinth, was hardly ever deceived in knowing each variety by the bulb alone. Hence we must conclude that the bulbs of the hyacinth and the branches and leaves of the camellia, though appearing to an unpractised eye absolutely undistinguishable, yet really differ.¹

As Linnæus has compared the reindeer in number to ants, I may add that each ant knows its fellow of the same community. Several times I carried ants of the same species (*Formica rufa*) from one ant-hill to another, inhabited apparently by tens of thousands of ants; but the strangers were instantly detected and killed. I then put some ants taken from a very large nest into a bottle strongly perfumed with assafœtida, and after an interval of twenty-four hours returned them to their home; they were at first threatened by their fellows, but were soon recognised and allowed to pass. Hence each ant certainly recognises, independently of odour, its fellow; and if all the ants of the same community have not some countersign or watchword, they must present to each other's senses some distinguishable character.

¹ 'Des Jacinthes,' &c., Amsterdam, 1768, p. 43; Verlot, 'Des Variétés,' &c., p. 86. On the reindeer, see Linnæus, 'Tour in Lapland,' trans-

lated by Sir J. E. Smith, vol. i. p. 314. The statement in regard to German shepherds is given on the authority of Dr. Weinland.

The dissimilarity of brothers or sisters of the same family, and of seedlings from the same capsule, may be in part accounted for by the unequal blending of the characters of the two parents, and by the more or less complete recovery through reversion of ancestral characters on either side; but we thus only push the difficulty further back in time, for what made the parents or their progenitors different? Hence the belief² that an innate tendency to vary exists, independently of external conditions, seems at first sight probable. But even the seeds nurtured in the same capsule are not subjected to absolutely uniform conditions, as they draw their nourishment from different points; and we shall see in a future chapter that this difference sometimes suffices greatly to affect the character of the future plant. The less close similarity of the successive children of the same family in comparison with human twins, which often resemble each other in external appearance, mental disposition, and constitution, in so extraordinary a manner, apparently proves that the state of the parents at the exact period of conception, or the nature of the subsequent embryonic development, has a direct and powerful influence on the character of the offspring. Nevertheless, when we reflect on the

² Müller's 'Physiology,' Eng. translation, vol. ii. p. 1662. With respect to the similarity of twins in constitution, Dr. William Ogle has given me the following extract from Professor Trouseau's Lectures ('Clinique Médicale,' tom. i. p. 523), in which a curious case is recorded:—"J'ai donné mes soins à deux frères jumeaux, tous deux si extraordinairement ressemblants qu'il m'était impossible de les reconnaître, à moins de les voir l'un à côté de l'autre. Cette ressemblance physique s'étendait plus loin: ils avaient, permettez-moi l'expression, une similitude pathologique plus remarquable encore. Ainsi l'un d'eux que je voyais aux néo-thermes à Paris malade d'une ophthalmie rhumatismale me disait, 'En ce moment mon frère doit avoir une ophthalmie comme la mienne;' et comme je m'étais récrié, il me montrait quelques jours après une lettre qu'il

venait de recevoir de ce frère alors à Vienne, et qui lui écrivait en effet—'J'ai mon ophthalmie, tu dois avoir la tienne.' Quelque singulier que ceci puisse paraître, le fait non est pas moins exact: on ne me l'a pas raconté, je l'ai vu, et j'en ai vu d'autres analogues dans ma pratique. Ces deux jumeaux étaient aussi tous deux asthmatiques, et asthmatiques à un effroyable degré. Originaires de Marseille, ils n'ont jamais pu demeurer dans cette ville, où leurs infirmités les appelaient souvent, sans être pris de leurs accès; jamais ils n'en éprouvaient à Paris. Bien mieux, il leur suffisait de gagner Toulon pour être guéris de leurs attaques de Marseille. Voyageant sans cesse et dans tous pays pour leurs affaires, ils avaient remarqué que certaines localités leur étaient funestes, que dans d'autres ils étaient exempts de tout phénomène d'oppression."

individual differences between organic beings in a state of nature, as shown by every wild animal knowing its mate; and when we reflect on the infinite diversity of the many varieties of our domesticated productions, we may well be inclined to exclaim, though falsely as I believe, that Variability must be looked at as an ultimate fact, necessarily contingent on reproduction.

Those authors who adopt this latter view would probably deny that each separate variation has its own proper exciting cause. Although we can seldom trace the precise relation between cause and effect, yet the considerations presently to be given lead to the conclusion that each modification must have its own distinct cause. When we hear of an infant born, for instance, with a crooked finger, a misplaced tooth, or other slight deviation of structure, it is difficult to bring the conviction home to the mind that such abnormal cases are the result of fixed laws, and not of what we blindly call accident. Under this point of view the following case, which has been carefully examined and communicated to me by Dr. William Ogle, is highly instructive. Two girls, born as twins, and in all respects extremely alike, had their little fingers on both hands crooked; and in both children the second bicuspid tooth in the upper jaw, of the second dentition, was misplaced; for these teeth, instead of standing in a line with the others, grew from the roof of the mouth behind the first bicuspids. Neither the parents nor any other member of the family had exhibited any similar peculiarity. Now, as both these children were affected in exactly the same manner by both deviations of structure, the idea of accident is at once excluded; and we are compelled to admit that there must have existed some precise and sufficient cause which, if it had occurred a hundred times, would have affected a hundred children.

We will now consider the general arguments, which appear to me to have great weight, in favour of the view that variations of all kinds and degrees are directly or indirectly caused by the conditions of life to which each being, and more especially its ancestors, have been exposed.

No one doubts that domesticated productions are more variable than organic beings which have never been removed from their

natural conditions. Monstrosities graduate so insensibly into mere variations that it is impossible to separate them; and all those who have studied monstrosities believe that they are far commoner with domesticated than with wild animals and plants;³ and in the case of plants, monstrosities would be equally noticeable in the natural as in the cultivated state. Under nature, the individuals of the same species are exposed to nearly uniform conditions, for they are rigorously kept to their proper places by a host of competing animals and plants; they have, also, long been habituated to their conditions of life; but it cannot be said that they are subject to quite uniform conditions, and they are liable to a certain amount of variation. The circumstances under which our domestic productions are reared are widely different: they are protected from competition; they have not only been removed from their natural conditions and often from their native land, but they are frequently carried from district to district, where they are treated differently, so that they never remain during a considerable length of time exposed to closely similar conditions. In conformity with this, all our domesticated productions, with the rarest exceptions, vary far more than natural species. The hive-bee, which feeds itself and follows in most respects its natural habits of life, is the least variable of all domesticated animals, and probably the goose is the next least variable; but even the goose varies more than almost any wild bird, so that it cannot be affiliated with perfect certainty to any natural species. Hardly a single plant can be named, which has long been cultivated and propagated by seed, that is not highly variable; common rye (*Secale cereale*) has afforded fewer and less marked varieties than almost any other cultivated plant;⁴ but it may be doubted whether the variations of this, the least valuable of all our cereals, have been closely observed.

Bud-variation, which was fully discussed in a former chapter, shows us that variability may be quite independent of seminal reproduction, and likewise of reversion to long-lost ancestral characters. No one will maintain that the sudden appearance

³ *Ibid.* Geoffroy St. Hilaire, 'Hist. des Anomalies,' tom. iii. p. 352; Moquin-Tandon, 'Téatologie Végétale,' 1841, p. 115.

⁴ Metzger, 'Die Getreidearten,' 1841, s. 33.

of a moss-rose on a Provence-rose is a return to a former state, for mossiness of the calyx has been observed in no natural species; the same argument is applicable to variegated and lacinated leaves; nor can the appearance of nectarines on peach-trees be accounted for with any probability on the principle of reversion. But bud-variations more immediately concern us, as they occur far more frequently on plants which have been highly cultivated during a length of time, than on other and less highly cultivated plants; and very few well-marked instances have been observed with plants growing under strictly natural conditions. I have given one instance of an ash-tree growing in a gentleman's pleasure-grounds; and occasionally there may be seen, on beech and other trees, twigs leafing at a different period from the other branches. But our forest trees in England can hardly be considered as living under strictly natural conditions; the seedlings are raised and protected in nursery-grounds, and must often be transplanted into places where wild trees of the kind would not naturally grow. It would be esteemed a prodigy if a dog-rose growing in a hedge produced by bud-variation a moss-rose, or a wild bullace or wild cherry-tree yielded a branch bearing fruit of a different shape and colour from the ordinary fruit. The prodigy would be enhanced if these varying branches were found capable of propagation, not only by grafts, but sometimes by seed; yet analogous cases have occurred with many of our highly cultivated trees and herbs.

These several considerations alone render it probable that variability of every kind is directly or indirectly caused by changed conditions of life. Or, to put the case under another point of view, if it were possible to expose all the individuals of a species during many generations to absolutely uniform conditions of life, there would be no variability.

On the Nature of the Changes in the Conditions of Life which induce Variability.

From a remote period to the present day, under climates and circumstances as different as it is possible to conceive, organic beings of all kinds, when domesticated or cultivated, have

varied. We see this with the many domestic races of quadrupeds and birds belonging to different orders, with gold-fish and silkworms, with plants of many kinds, raised in various quarters of the world. In the deserts of northern Africa the date-palm has yielded thirty-eight varieties; in the fertile plains of India it is notorious how many varieties of rice and of a host of other plants exist; in a single Polynesian island, twenty-four varieties of the bread-fruit, the same number of the banana, and twenty-two varieties of the arum, are cultivated by the natives; the mulberry-tree in India and Europe has yielded many varieties serving as food for the silkworm; and in China sixty-three varieties of the bamboo are used for various domestic purposes.⁵ These facts alone, and innumerable others could be added, indicate that a change of almost any kind in the conditions of life suffices to cause variability—different changes acting on different organisms.

Andrew Knight⁶ attributed the variation of both animals and plants to a more abundant supply of nourishment, or to a more favourable climate, than that natural to the species. A more genial climate, however, is far from necessary; the kidney-bean, which is often injured by our spring frosts, and peaches, which require the protection of a wall, have varied much in England, as has the orange-tree in northern Italy, where it is barely able to exist.⁷ Nor can we overlook the fact, though not immediately connected with our present subject, that the plants and shells of the arctic regions are eminently variable.⁸ Moreover, it does not appear that a change of climate, whether more or less genial, is one of the most potent causes of variability; for in regard to plants Alph. De Candolle, in his '*Géographie*

⁵ On the date-palm, see Vogel, '*Annals and Mag. of Nat. Hist.*,' 1854, p. 460. On Indian varieties, Dr. F. Hamilton, '*Transact. Linn. Soc.*,' vol. xiv. p. 296. On the varieties cultivated in Tahiti, see Dr. Bennett, in London's '*Mag. of N. Hist.*,' vol. v., 1832, p. 484. Also Ellis, '*Polynesian Researches*,' vol. i. pp. 375, 379. On twenty varieties of the Pandanus and other trees in the Marianne Island, see '*Hooker's Miscellany*,' vol. i. p. 308. On the bamboo in China, see Huc's

'*Chinese Empire*,' vol. ii. p. 307.

⁶ '*Treatise on the Culture of the Apple*,' &c., p. 3.

⁷ Galesio, '*Teoria della Riproduzione Veg.*,' p. 125.

⁸ See Dr. Hooker's '*Memoir on Arctic Plants* in '*Linn. Transact.*,' vol. xxiii. part ii. Mr. Woodward, and a higher authority cannot be quoted, speaks of the Arctic mollusca (in his '*Rudimentary Treatise*,' 1856, p. 355) as remarkably subject to variation.

Botanique,⁷ repeatedly shows that the native country of a plant, where in most cases it has been longest cultivated, is that where it has yielded the greatest number of varieties.

It is doubtful whether a change in the nature of the food is a potent cause of variability. Scarcely any domesticated animal has varied more than the pigeon or the fowl, but their food, especially that of highly-bred pigeons, is generally the same. Nor can our cattle and sheep have been subjected to any great change in this respect. But in all these cases the food probably is much less varied in kind than that which was consumed by the species in its natural state.⁹

Of all the causes which induce variability, excess of food, whether or not changed in nature, is probably the most powerful. This view was held with regard to plants by Andrew Knight, and is now held by Schleiden, more especially in reference to the inorganic elements of the food.¹⁰ In order to give a plant more food it suffices in most cases to grow it separately, and thus prevent other plants robbing its roots. It is surprising, as I have often seen, how vigorously our common wild plants flourish when planted by themselves, though not in highly manured land. Growing plants separately is, in fact, the first step in cultivation. We see the converse of the belief that excess of food induces variability in the following statement by a great raiser of seeds of all kinds.¹¹ "It is a rule invariably with us, when we desire to keep a true stock of any one kind of seed, to grow it on poor land without dung; but when we grow for quantity, we act contrary, and sometimes have dearly to repent of it."

In the case of animals the want of a proper amount of exercise, as Bechstein has remarked, has perhaps played, independently of the direct effects of the disuse of any particular organ, an important part in causing variability. We can see in a vague manner that, when the organised and nutrient fluids of the body are not used during growth, or by the wear and tear of the tissues,

⁹ Bechstein, in his 'Naturgeschichte der Stubenvögel,' 1840, s. 238, has some good remarks on this subject. He states that his canary-birds varied in colour, though kept on uniform food.

¹⁰ 'The Plant,' by Schleiden, trans-

lated by Henfrey, 1848, p. 169. See also Alex. Braun, in 'Bot. Memoirs,' Ray. Soc., 1853, p. 313.

¹¹ Messrs. Hardy and Son, of Maldon, in 'Gard. Chronicle,' 1856, p. 458.

they will be in excess; and as growth, nutrition, and reproduction are intimately allied processes, this superfluity might disturb the due and proper action of the reproductive organs, and consequently affect the character of the future offspring. But it may be argued that neither an excess of food nor a superfluity in the organised fluids of the body necessarily induces variability. The goose and the turkey have been well fed for many generations, yet have varied very little. Our fruit-trees and culinary plants, which are so variable, have been cultivated from an ancient period, and, though they probably still receive more nutriment than in their natural state, yet they must have received during many generations nearly the same amount; and it might be thought that they would have become habituated to the excess. Nevertheless, on the whole, Knight's view, that excess of food is one of the most potent causes of variability, appears, as far as I can judge, probable.

Whether or not our various cultivated plants have received nutriment in excess, all have been exposed to changes of various kinds. Fruit-trees are grafted on different stocks, and grown in various soils. The seeds of culinary and agricultural plants are carried from place to place; and during the last century the rotation of our crops and the manures used have been greatly changed.

Slight changes of treatment often suffice to induce variability. The simple fact of almost all our cultivated plants and domesticated animals having varied in all places and at all times, leads to this conclusion. Seeds taken from common English forest-trees, grown under their native climate, not highly manured or otherwise artificially treated, yield seedlings which vary much, as may be seen in every extensive seed-bed. I have shown in a former chapter what a number of well-marked and singular varieties the thorn (*Cratægus oxyantha*) has produced; yet this tree has been subjected to hardly any cultivation. In Staffordshire I carefully examined a large number of two British plants, namely, *Geranium phæum* and *Pyrenaicum*, which have never been highly cultivated. These plants had spread spontaneously by seed from a common garden into an open plantation; and the seedlings varied in almost every single character, both in their flowers and foliage, to a degree which

I have never seen exceeded; yet they could not have been exposed to any great change in their conditions.

With respect to animals, Azara has remarked with much surprise,¹² that, whilst the feral horses on the Pampas are always of one of three colours, and the cattle always of a uniform colour, yet these animals, when bred on the unenclosed estancias, though kept in a state which can hardly be called domesticated, and apparently exposed to almost identically the same conditions as when they are feral, nevertheless display a great diversity of colour. So again in India several species of fresh-water fish are only so far treated artificially, that they are reared in great tanks; but this small change is sufficient to induce much variability.¹³

Some facts on the effects of grafting, in regard to the variability of trees, deserve attention. Cabanis asserts that when certain pears are grafted on the quince, their seeds yield more varieties than do the seeds of the same variety of pear when grafted on the wild pear.¹⁴ But as the pear and quince are distinct species, though so closely related that the one can be readily grafted and succeeds admirably on the other, the fact of variability being thus caused is not surprising; we are, however, here enabled to see the cause, namely, the different nature of the stock with its roots and the rest of the tree. Several North American varieties of the plum and peach are well known to reproduce themselves truly by seed; but Downing asserts,¹⁵ "that when a graft is taken from one of these trees and placed upon another stock, this grafted tree is found to lose its singular property of producing the same variety by seed, and becomes like all other worked trees;"—that is, its seedlings become highly variable. Another case is worth giving: the Lalande variety of the walnut-tree leafs between April 20th and May 15th, and its seedlings invariably inherit the same habit; whilst several other varieties of the walnut leaf in June. Now, if seedlings are raised from the May-leaving Lalande variety, grafted on another May-leaving variety, though both stock and graft have the same early habit of leafing, yet the seedlings leaf at various times,

¹² 'Quadrupèdes du Paraguay,' 1801, tom. ii. p. 319.

¹³ M'Clelland on Indian-Cyprinidae, 'Asiatic Researches,' vol. xix. part ii., 1839, pp. 266, 268, 313.

¹⁴ Quoted by Sageret, 'Pom. Phys.,' 1830, p. 43.

¹⁵ 'The Fruits of America,' 1845, p. 5.

even as late as the 5th of June.¹⁶ Such facts as these are well fitted to show, on what obscure and slight causes variability rests.

I may here just allude to the appearance of new and valuable varieties of fruit-trees and of wheat in woods and waste places, which at first sight seems a most anomalous circumstance. In France a considerable number of the best pears have been discovered in woods; and this has occurred so frequently, that Poiteau asserts that "improved varieties of our cultivated fruits rarely originate with nurserymen."¹⁷ In England, on the other hand, no instance of a good pear having been found wild has been recorded; and Mr. Rivers informs me that he knows of only one instance with apples, namely, the Bess Poole, which was discovered in a wood in Nottinghamshire. This difference between the two countries may be in part accounted for by the more favourable climate of France, but chiefly from the great number of seedlings which spring up there in the woods. I infer that this is the case from a remark made by a French gardener,¹⁸ who regards it as a national calamity that such a number of pear-trees are periodically cut down for firewood, before they have borne fruit. The new varieties which thus spring up in the woods, though they cannot have received any excess of nutriment, will have been exposed to abruptly changed conditions, but whether this is the cause of their production is very doubtful. These varieties, however, are probably all descended¹⁹ from old cultivated kinds growing in adjoining orchards,—a circumstance which will account for their variability; and out of a vast number of varying trees there will always be a good chance of the appearance of a valuable kind. In North America, where fruit-trees frequently spring up in waste places, the Washington pear was found in a hedge, and the Emperor peach in a wood.²⁰

With respect to wheat, some writers have spoken²¹ as if it were an ordinary event for new varieties to be found in waste places; the Fenton wheat was certainly discovered growing on a pile of basaltic detritus in a quarry, but in such a situation the plant would probably receive a sufficient amount

¹⁶ M. Cardan, in 'Comptes Rendus,' Dec. 1848, quoted in 'Gard. Chronicle,' 1849, p. 101.

¹⁷ M. Alexis Jordan mentions four excellent pears found in woods in France, and alludes to others ('Mém. Acad. de Lyon,' tom. ii. 1852, p. 159). Poiteau's remark is quoted in 'Gardener's Mag.' vol. iv., 1828, p. 385. See 'Gard. Chronicle,' 1862, p. 335, for another case of a new variety of the pear found in a hedge in France. Also for another case, see Loudon's 'Encyclop. of Gardening,' p. 901. Mr. Rivers has given me similar information.

¹⁸ Duval, 'Hist. du Poirier,' 1849, p. 2.

¹⁹ I infer that this is the fact from Van Mons' statement ('Arbres Fruitières,' 1835, tom. i. p. 446) that he finds in the woods seedlings resembling all the chief cultivated races of both the pear and apple. Van Mons, however, looked at these wild varieties as aboriginal species.

²⁰ Downing, 'Fruit-trees of North America,' p. 422; Foley, in 'Transact. Hort. Soc.' vol. vi. p. 412.

²¹ 'Gard. Chronicle,' 1847, p. 244.

of nutriment. The Chidham wheat was raised from an ear found *on* a hedge; and Hunter's wheat was discovered *by* the roadside in Scotland, but it is not said that this latter variety grew where it was found.²²

Whether our domestic productions would ever become so completely habituated to the conditions under which they now live, as to cease varying, we have no sufficient means for judging. But, in fact, our domestic productions are never exposed for a great length of time to uniform conditions, and it is certain that our most anciently cultivated plants, as well as animals, still go on varying, for all have recently undergone marked improvement. In some few cases, however, plants have become habituated to new conditions. Thus Metzger, who cultivated in Germany during many years numerous varieties of wheat, brought from different countries,²³ states that some kinds were at first extremely variable, but gradually, in one instance after an interval of twenty-five years, became constant; and it does not appear that this resulted from the selection of the more constant forms.

On the Accumulative Action of changed Conditions of Life.— We have good grounds for believing that the influence of changed conditions accumulates, so that no effect is produced on a species until it has been exposed during several generations to continued cultivation or domestication. Universal experience shows us that when new flowers are first introduced into our gardens they do not vary; but ultimately all, with the rarest exceptions, vary to a greater or less extent. In a few cases the requisite number of generations, as well as the successive steps in the progress of variation, have been recorded, as in the often-quoted instance of the Dahlia.²⁴ After several years' culture the Zinnia has only lately (1860) begun to vary in any great degree. "In the first seven or eight years of high cultivation the Swan River daisy (*Brachycome iberidifolia*) kept to its original colour; it then varied into lilac and purple and other minor shades."²⁵ Analogous facts have been recorded with the Scotch rose. In discussing the variability of plants several experienced horticulturists have spoken to the

²² *Gardener's Chronicle*, 1841, p. 383; 1850, p. 700; 1854, p. 650.

²³ 'Die Getreidearten,' 1843, s. 66, 116, 117.

²⁴ Sabine, in 'Hort. Transact.,' vol.

iii. p. 225; Broun, 'Geschichte der Natur,' b. ii. s. 119.

²⁵ 'Journal of Horticulture,' 1861, p. 112; on Zinnia, 'Gardener's Chronicle,' 1860, p. 852.

same general effect. Mr. Salter²⁶ remarks, "Every one knows " that the chief difficulty is in breaking through the original form " and colour of the species, and every one will be on the look-out " for any natural sport, either from seed or branch; that being " once obtained, however trifling the change may be, the result " depends upon himself." M. de Jonghe, who has had so much success in raising new varieties of pears and strawberries,²⁷ remarks with respect to the former, "There is another principle, " namely, that the more a type has entered into a state of variation, " the greater is its tendency to continue doing so; and the more " it has varied from the original type, the more it is disposed to " vary still farther." We have, indeed, already discussed this latter point when treating of the power which man possesses, through selection, of continually augmenting in the same direction each modification; for this power depends on continued variability of the same general kind. The most celebrated horticulturist in France, namely, Vilmorin,²⁸ even maintains that, when any particular variation is desired, the first step is to get the plant to vary in any manner whatever, and to go on selecting the most variable individuals, even though they vary in the wrong direction; for the fixed character of the species being once broken, the desired variation will sooner or later appear.

As nearly all our animals were domesticated at an extremely remote epoch, we cannot, of course, say whether they varied quickly or slowly when first subjected to new conditions. But Dr. Bachman²⁹ states that he has seen turkeys raised from the eggs of the wild species lose their metallic tints and become spotted with white in the third generation. Mr. Yarrell many years ago informed me that the wild ducks bred on the ponds in St. James's Park, which had never been crossed, as it is believed, with domestic ducks, lost their true plumage after a few generations. An excellent observer,³⁰ who has often reared birds from the eggs of the wild duck, and who took precautions

²⁶ 'The Chrysanthemum, its History, &c.,' 1865, p. 3.

²⁷ 'Gardener's Chron.,' 1855, p. 54; 'Journal of Horticulture,' May 9, 1865, p. 363.

²⁸ Quoted by Verlot, 'Des Variétés,'

&c., 1865, p. 28.

²⁹ 'Examination of the Characteristics of Genera and Species,' Charleston, 1855, p. 14.

³⁰ Mr. Hewitt, 'Journal of Hort.,' 1863, p. 39.

that there should be no crossing with domestic breeds, has given, as previously stated, full details on the changes which they gradually undergo. He found that he could not breed these wild ducks true for more than five or six generations, "as they then proved so much less beautiful. The white collar round the neck of the mallard became much broader and more irregular, and white feathers appeared in the ducklings' wings." They increased also in size of body; their legs became less fine, and they lost their elegant carriage. Fresh eggs were then procured from wild birds; but again the same result followed. In these cases of the duck and turkey we see that animals, like plants, do not depart from their primitive type until they have been subjected during several generations to domestication. On the other hand, Mr. Yarrell informed me that the Australian dingos, bred in the Zoological Gardens, almost invariably produced in the first generation puppies marked with white and other colours; but these introduced dingos had probably been procured from the natives, who keep them in a semi-domesticated state. It is certainly a remarkable fact that changed conditions should at first produce, as far as we can see, absolutely no effect; but that they should subsequently cause the character of the species to change. In the chapter on pangenesis I shall attempt to throw a little light on this fact.

Returning now to the causes which are supposed to induce variability. Some authors²¹ believe that close interbreeding gives this tendency, and leads to the production of monstrosities. In the seventeenth chapter some few facts were advanced, showing that monstrosities are, as it appears, occasionally thus caused; and there can be no doubt that close interbreeding induces lessened fertility and a weakened constitution; hence it may lead to variability: but I have not sufficient evidence on this head. On the other hand, close interbreeding, if not carried to an injurious extreme, far from causing variability, tends to fix the character of each breed.

It was formerly a common belief, still held by some persons, that the imagination of the mother affects the child in

²¹ Devay, 'Mariages Consanguins,' pp. 97, 125. In conversation I have found two or three naturalists of the same opinion.

the womb.²² This view is evidently not applicable to the lower animals, which lay unimpregnated eggs, or to plants. Dr. William Hunter, in the last century, told my father that during many years every woman in a large London Lying-in Hospital was asked before her confinement whether anything had specially affected her mind, and the answer was written down; and it so happened that in no one instance could a coincidence be detected between the woman's answer and any abnormal structure; but when she knew the nature of the structure, she frequently suggested some fresh cause. The belief in the power of the mother's imagination may perhaps have arisen from the children of a second marriage resembling the previous father, as certainly sometimes occurs, in accordance with the facts given in the eleventh chapter.

Crossing as a Cause of Variability.—In an early part of this chapter it was stated that Pallas²³ and a few other naturalists maintain that variability is wholly due to crossing. If this means that new characters never spontaneously appear in our domestic races, but that they are all directly derived from certain aboriginal species, the doctrine is little less than absurd; for it implies that animals like Italian greyhounds, pug-dogs, bull-dogs, pouter and fantail pigeons, &c., were able to exist in a state of nature. But the doctrine may mean something widely different, namely, that the crossing of distinct species is the sole cause of the first appearance of new characters, and that without this aid man could not have formed his various breeds. As, however, new characters have appeared in certain cases by bud-variation, we may conclude with certainty that crossing is not necessary for variability. It is, moreover, almost certain that the breeds of various animals, such as of the rabbit, pigeon, duck, &c., and the varieties of several plants, are the modified descendants of a single wild species. Nevertheless, it is probable that the crossing of two forms, when one or both have long been domesticated or cultivated, adds to the variability of the offspring, independently of the commingling of the characters derived from the two parent-forms; and this implies

²² Müller has conclusively argued against this belief, 'Elements of Phys.,' Eng. transl., vol. ii., 1842,

p. 1465.

²³ 'Act. Acad. St. Petersburg,' 1780, part ii. p. 84, &c.

that new characters actually arise. But we must not forget the facts advanced in the thirteenth chapter, which clearly prove that the act of crossing often leads to the reappearance or reversion of long-lost characters; and in most cases it would be impossible to distinguish between the reappearance of ancient characters and the first appearance of new characters. Practically, whether new or old, they would be new to the breed in which they reappeared.

Gärtner declares,³⁴ and his experience is of the highest value on such a point, that, when he crossed native plants which had not been cultivated, he never once saw in the offspring any new character; but that from the odd manner in which the characters derived from the parents were combined, they sometimes appeared as if new. When, on the other hand, he crossed cultivated plants, he admits that new characters occasionally appeared, but he is strongly inclined to attribute their appearance to ordinary variability, not in any way to the cross. An opposite conclusion, however, appears to me the more probable. According to Kölreuter, hybrids in the genus *Mirabilis* vary almost infinitely, and he describes new and singular characters in the form of the seeds, in the colour of the anthers, in the cotyledons being of immense size, in new and highly peculiar odours, in the flowers expanding early in the season, and in their closing at night. With respect to one lot of these hybrids, he remarks that they presented characters exactly the reverse of what might have been expected from their parentage.³⁵

Prof. Lecoq³⁶ speaks strongly to the same effect in regard to this same genus, and asserts that many of the hybrids from *Mirabilis jalapa* and *multiflora* might easily be mistaken for distinct species, and adds that they differed in a greater degree, than the other species of the genus, from *M. jalapa*. Herbert, also, has described³⁷ the offspring from a hybrid *Rhododendron* as being "as unlike all others in foliage, as if they had been a "separate species." The common experience of floriculturists proves that the crossing and recrossing of distinct but allied plants, such as the species of *Petunia*, *Calceolaria*, *Fuchsia*, *Verbena*, &c., induces excessive variability; hence the appearance of quite new characters is probable. M. Carrière³⁸ has lately discussed this subject: he states that *Erythrina cristagalli* had been multiplied by seed for many years, but had not yielded any varieties: it was then crossed with the allied *E. herbacea*, and "the "resistance was now overcome, and varieties were produced with flowers "of extremely different size, form, and colour."

From the general and apparently well-founded belief that the crossing

³⁴ 'Bastardzeugung,' s. 249, 255, 295.

³⁶ 'De la Fécondation,' 1862, p. 311.

³⁷ 'Amaryllidaceæ,' 1837, p. 362.

³⁸ 'Nova Acta, St. Petersburg,' 1794, p. 378; 1795, pp. 307, 313, 316; 1787, p. 407.

³⁵ Abstracted in 'Gard. Chronicle,' 1860, p. 1081.

of distinct species, besides commingling their characters, adds greatly to their variability, it has probably arisen that some botanists have gone so far as to maintain³⁹ that, when a genus includes only a single species, this when cultivated never varies. The proposition made so broadly cannot be admitted; but it is probably true that the variability of cultivated monotypic genera is much less than that of genera including numerous species, and this quite independently of the effects of crossing. I have stated in my 'Origin of Species,' and in a future work shall more fully show, that the species belonging to small genera generally yield a large number of varieties in a state of nature than those belonging to large genera. Hence the species of small genera would, it is probable, produce fewer varieties under cultivation than the already variable species of larger genera.

Although we have not at present sufficient evidence that the crossing of species, which have never been cultivated, leads to the appearance of new characters, this apparently does occur with species which have been already rendered in some degree variable through cultivation. Hence crossing, like any other change in the conditions of life, seems to be an element, probably a potent one, in causing variability. But we seldom have the means of distinguishing, as previously remarked, between the appearance of really new characters and the reappearance of long-lost characters, evoked through the act of crossing. I will give an instance of the difficulty in distinguishing such cases. The species of *Datura* may be divided into two sections, those having white flowers with green stems, and those having purple flowers with brown stems: now Naudin⁴⁰ crossed *Datura lewis* and *ferox*, both of which belong to the white section, and raised from them 205 hybrids. Of these hybrids, every one had brown stems and bore purple flowers; so that they resembled the species of the other section of the genus, and not their own two parents. Naudin was so much astonished at this fact, that he was led carefully to observe both parent-species, and he discovered that the pure seedlings of *D. ferox*, immediately after germination, had dark purple stems, extending from the young roots up to the cotyledons, and that this tint remained ever afterwards as a ring round the base of the stem of the plant when old. Now I have shown in the thirteenth chapter that the retention or exaggeration of an early character is so intimately related to reversion, that it evidently comes under the same principle. Hence probably we ought to look at the purple flowers and brown stems of these hybrids, not as new characters due to variability, but as a return to the former state of some ancient progenitor.

Independently of the appearance of new characters from crossing, a few words may be added to what has been said in former chapters on the unequal combination and transmission of the characters proper to the two parent-forms. When two species or races are crossed, the offspring of

³⁹ This was the opinion of the elder De Candolle, as quoted in 'Die Class. d'Hist. Nat.,' tom. viii. p. 405. Puvion, in his work, 'De la Dégénération,'

1837, p. 37, has discussed this same point.

⁴⁰ 'Comptes Rendus,' Novembre 21, 1864, p. 838.

the first generation are generally uniform, but subsequently they display an almost infinite diversity of character. He who wishes, says Kölreuter,⁴¹ to obtain an endless number of varieties from hybrids should cross and recross them. There is also much variability when hybrids or mongrels are reduced or absorbed by repeated crosses with either pure parent-form; and a still higher degree of variability when three distinct species, and most of all when four species, are blended together by successive crosses. Beyond this point Gärtner,⁴² on whose authority the foregoing statements are made, never succeeded in effecting a union; but Max Wichura⁴³ united six distinct species of willows into a single hybrid. The sex of the parent-species affects in an inexplicable manner the degree of variability of hybrids; for Gärtner⁴⁴ repeatedly found that when a hybrid was used as the father, and either one of the pure parent-species, or a third species, was used as the mother, the offspring were more variable than when the same hybrid was used as the mother, and either pure parent or the same third species as the father: thus seedlings from *Dicenthus barbatus* crossed by the hybrid *D. chinensi-barbatus* were more variable than those raised from this latter hybrid fertilised by the pure *D. barbatus*. Max Wichura⁴⁵ insists strongly on an analogous result with his hybrid willows. Again Gärtner⁴⁶ asserts that the degree of variability sometimes differs in hybrids raised from reciprocal crosses between the same two species; and here the sole difference is, that the one species is first used as the father and then as the mother. On the whole we see that, independently of the appearance of new characters, the variability of successive crossed generations is extremely complex, partly from the offspring partaking unequally of the characters of the two parent-forms, and more especially from their unequal tendency to revert to these same characters or to those of more ancient progenitors.

On the Manner and on the Period of Action of the Causes which induce Variability.—This is an extremely obscure subject, and we need here only briefly consider, firstly, whether inherited variations are caused by the organisation being directly acted on, or indirectly through the reproductive system; and secondly, at what period of life or growth they are primarily caused. We shall see in the two following chapters that various agencies, such as an abundant supply of food, exposure to a different climate, increased use or disuse of parts, &c., prolonged during several generations, certainly modify either the whole organisation or certain organs. This direct action of changed conditions perhaps comes into play much more frequently than can be proved, and it is at least clear that in all cases of bud-

⁴¹ 'Nova Acta, St. Petersburg,' 1794, p. 391.

⁴² 'Bastarderzeugung,' s. 507, 516, 572.

⁴³ 'Die Bastardbefruchtung,' &c.,

1865, s. 24.

⁴⁴ 'Bastarderzeugung,' s. 452, 507.

⁴⁵ 'Die Bastardbefruchtung,' s. 56.

⁴⁶ 'Bastarderzeugung,' s. 423.

variation the action cannot have been through the reproductive system.

With respect to the part which the reproductive system takes in causing variability, we have seen in the eighteenth chapter that even slight changes in the conditions of life have a remarkable power in causing a greater or less degree of sterility. Hence it seems not improbable that beings generated through a system so easily affected should themselves be affected, or should fail to inherit, or inherit in excess, characters proper to their parents. We know that certain groups of organic beings, but with exceptions in each group, have their reproductive systems much more easily affected by changed conditions than other groups; for instance, carnivorous birds more readily than carnivorous mammals, and parrots more readily than pigeons; and this fact harmonizes with the apparently capricious manner and degree in which various groups of animals and plants vary under domestication.

Köreuter⁴⁷ was struck with the parallelism between the excessive variability of hybrids when crossed and recrossed in various ways,—these hybrids having their reproductive powers more or less affected,—and the variability of anciently cultivated plants. Max Wichura⁴⁸ has gone one step farther, and shows that with many of our highly cultivated plants, such as the hyacinth, tulip, auricula, snapdragon, potato, cabbage, &c., which there is no reason to believe have been hybridized, the anthers contain many irregular pollen-grains, in the same state as in hybrids. He finds also in certain wild forms, the same coincidence between the state of the pollen and a high degree of variability, as in many species of *Rubus*; but in *R. cœsius* and *idæus*, which are not highly variable species, the pollen is sound. It is also notorious that many cultivated plants, such as the banana, pine-apple, breadfruit, and others previously mentioned, have their reproductive organs so seriously affected as to be generally quite sterile; and when they do yield seed, the seedlings, judging from the large number of cultivated races which exist, must be variable in an extreme degree. These facts indicate that there is some relation between the state of the reproductive organs and a tendency to variability; but we must not conclude that the relation is strict. Although many of our highly cultivated plants may have their pollen in a deteriorated condition, yet, as we have previously seen, they yield more seed, and our anciently domesticated animals are more prolific, than the corresponding species in a state of nature. The peacock is almost the only bird which is believed to be less fertile under domestication than in its native state, and it has varied in a remarkably small degree. From these considerations it would seem that changes in the conditions of life lead either to sterility or to variability, or to both; and not that sterility induces variability. On the whole it is probable that any cause affecting the organs of reproduction would likewise affect their product,—that is, the offspring thus generated.

⁴⁷ 'Dritte Fortsetzung,' &c., 1766, s. 85.

Berkeley on the same subject, in

⁴⁸ 'Die Bastardbefruchtung,' &c., 1865, s. 92: see also the Rev. M. J.

'Journal of Royal Hort. Soc.,' 1866, p. 80.

The period of life at which the causes that induce variability act, is another obscure subject, which has been discussed by various authors.⁴⁹ In some of the cases, to be given in the following chapter, of modifications from the direct action of changed conditions, which are inherited, there can be no doubt that the causes have acted on the mature or nearly mature animal. On the other hand, monstrosities, which cannot be distinctly separated from lesser variations, are often caused by the embryo being injured whilst in the mother's womb or in the egg. Thus I. Geoffroy St. Hilaire⁵⁰ asserts that poor women who work hard during their pregnancy, and the mothers of illegitimate children troubled in their minds and forced to conceal their state, are far more liable to give birth to monsters than women in easy circumstances. The eggs of the fowl when placed upright or otherwise treated unnaturally frequently produce monstrous chickens. It would, however, appear that complex monstrosities are induced more frequently during a rather late than during a very early period of embryonic life; but this may partly result from some one part, which has been injured during an early period, affecting by its abnormal growth other parts subsequently developed; and this would be less likely to occur with parts injured at a later period.⁵¹ When any part or organ becomes monstrous through abortion, a rudiment is generally left, and this likewise indicates that its development had already commenced.

Insects sometimes have their antennæ or legs in a monstrous condition, and yet the larvæ from which they are metamorphosed do not possess either antennæ or legs; and in these cases, as Quatrefages⁵² believes, we are enabled to see the precise period at which the normal progress of development has been troubled. But the nature of the food given to a caterpillar sometimes affects the colours of the moth, without the caterpillar itself being affected; therefore it seems possible that other characters in the mature insect might be indirectly modified through the larvæ. There is no reason to suppose that organs which have been rendered monstrous have always been acted on during their development; the cause may have acted on the organisation at a much earlier stage. It is even probable that either the male or female sexual elements, or both, before their union, may be affected in such a manner as to lead to modifications in organs developed at a late period of life; in nearly the same manner as a child may inherit from his father a disease which does not appear until old age.

In accordance with the facts above given, which prove that in many cases a close relation exists between variability and the sterility following from changed conditions, we may conclude that the exciting cause often acts at the earliest possible period, namely, on the sexual elements, before impregnation has taken place. That an affection of the female sexual element may induce variability we may likewise infer as probable from the occurrence of bud-variations; for a bud seems to be the analogue of an ovule. But the male element is apparently much oftener affected by changed con-

⁴⁹ Dr. P. Lucas has given a history of opinion on this subject: 'Héréd. Nat.' 1847, tom. i. p. 175.

⁵⁰ 'Hist. des Anomalies,' tom. iii. p. 499.

⁵¹ Idem, tom. iii. pp. 392, 502.

⁵² See his interesting work, 'Métamorphoses de l'Homme,' &c., 1862, p. 129.

ditions, at least in a visible manner, than the female element or ovule; and we know from Gärtner's and Wichura's statements that a hybrid used as the father and crossed with a pure species gives a greater degree of variability to the offspring, than does the same hybrid when used as the mother. Lastly, it is certain that variability may be transmitted through either sexual element, whether or not originally excited in them, for Kölreuter and Gärtner²³ found that when two species were crossed, if either one was variable, the offspring were rendered variable.

Summary.—From the facts given in this chapter, we may conclude that the variability of organic beings under domestication, although so general, is not an inevitable contingent on growth and reproduction, but results from the conditions to which the parents have been exposed. Changes of any kind in the conditions of life, even extremely slight changes, often suffice to cause variability. Excess of nutriment is perhaps the most efficient single exciting cause. Animals and plants continue to be variable for an immense period after their first domestication; but the conditions to which they are exposed never long remain quite constant. In the course of time they can be habituated to certain changes, so as to become less variable; and it is possible that when first domesticated they may have been even more variable than at present. There is good evidence that the power of changed conditions accumulates; so that two, three, or more generations must be exposed to new conditions before any effect is visible. The crossing of distinct forms, which have already become variable, increases in the offspring the tendency to further variability, by the unequal commingling of the characters of the two parents, by the reappearance of long-lost characters, and by the appearance of absolutely new characters. Some variations are induced by the direct action of the surrounding conditions on the whole organisation, or on certain parts alone, and other variations are induced indirectly through the reproductive system being affected in the same manner as is so common with organic beings when removed from their natural conditions. The causes which induce variability act on the mature organism, on the embryo, and, as we have good reason to believe, on both sexual elements before impregnation has been effected.

²³ 'Dritte Fortsetzung,' &c., s. 123; 'Bastardzeugung,' s. 249.

CHAPTER XXIII.

DIRECT AND DEFINITE ACTION OF THE EXTERNAL CONDITIONS
OF LIFE.

SLIGHT MODIFICATIONS IN PLANTS FROM THE DEFINITE ACTION OF CHANGED CONDITIONS, IN SIZE, COLOUR, CHEMICAL PROPERTIES, AND IN THE STATE OF THE TISSUES — LOCAL DISEASES — CONSPICUOUS MODIFICATIONS FROM CHANGED CLIMATE OR FOOD, ETC. — PLUMAGE OF BIRDS AFFECTED BY PECULIAR NUTRIMENT, AND BY THE INOCULATION OF POISON — LAND-SHELLS — MODIFICATIONS OF ORGANIC BEINGS IN A STATE OF NATURE THROUGH THE DEFINITE ACTION OF EXTERNAL CONDITIONS — COMPARISON OF AMERICAN AND EUROPEAN TREES — GALLS — EFFECTS OF PARASITIC FUNGI — CONSIDERATIONS OPPOSED TO THE BELIEF IN THE POTENT INFLUENCE OF CHANGED EXTERNAL CONDITIONS — PARALLEL SERIES OF VARIETIES — AMOUNT OF VARIATION DOES NOT CORRESPOND WITH THE DEGREE OF CHANGE IN THE CONDITIONS — BUD-VARIATION — MONSTROSITIES PRODUCED BY UNNATURAL TREATMENT — SUMMARY.

IF we ask ourselves why this or that character has been modified under domestication, we are, in most cases lost in utter darkness. Many naturalists, especially of the French school, attribute every modification to the "monde ambiant," that is, to changed climate, with all its diversities of heat and cold, dampness and dryness, light and electricity, to the nature of the soil, and to varied kinds and amount of food. By the term definite action, as used in this chapter, I mean an action of such a nature that, when many individuals of the same variety are exposed during several generations to any change in their physical conditions of life, all, or nearly all the individuals, are modified in the same manner. A new sub-variety would thus be produced without the aid of selection.

I do not include under the term of definite action the effects of habit or of the increased use and disuse of various organs. Modifications of this nature, no doubt, are definitely caused by the conditions to which the beings are subjected; but they depend much less on the nature of the conditions than on the laws of growth; hence they are included under a distinct head in the

following chapter. We know, however, far too little of the causes and laws of variation to make a sound classification. The direct action of the conditions of life, whether leading to definite or indefinite results, is a totally distinct consideration from the effects of natural selection; for natural selection depends on the survival under various and complex circumstances of the best-fitted individuals, but has no relation whatever to the primary cause of any modification of structure.

I will first give in detail all the facts which I have been able to collect, rendering it probable that climate, food, &c., have acted so definitely and powerfully on the organisation of our domesticated productions, that they have sufficed to form new sub-varieties or races, without the aid of selection by man or of natural selection. I will then give the facts and considerations opposed to this conclusion, and finally we will weigh, as fairly as we can, the evidence on both sides.

When we reflect that distinct races of almost all our domesticated animals exist in each kingdom of Europe, and formerly even in each district of England, we are at first strongly inclined to attribute their origin to the definite action of the physical conditions of each country; and this has been the conclusion of many authors. But we should bear in mind that man annually has to choose which animals shall be preserved for breeding, and which shall be slaughtered. We have also seen that both methodical and unconscious selection were formerly practised, and are now occasionally practised by the most barbarous races, to a much greater extent than might have been anticipated. Hence it is very difficult to judge how far the difference in conditions between, for instance, the several districts in England, could have sufficed without the aid of selection to modify the breeds which have been reared in each. It may be argued that, as numerous wild animals and plants have ranged during many ages throughout Great Britain, and still retain the same character, the difference in conditions between the several districts could not have modified in so marked a manner the various native races of cattle, sheep, pigs, and horses. The same difficulty of distinguishing between selection and the definite effects of the conditions of life, is encountered in a still higher degree when we compare closely allied natural

forms, inhabiting two countries, such as North America and Europe, which do not differ greatly in climate, nature of soil, &c., for in this case natural selection will inevitably and rigorously have acted during a long succession of ages.

From the importance of the difficulty just alluded to, it will be advisable to give as large a body of facts as possible, showing that extremely slight differences in treatment, either in different parts of the same country, or during different seasons, certainly cause an appreciable effect, at least on varieties which are already in an unstable condition. Ornamental flowers are good for this purpose, as they are highly variable, and are carefully observed. All floriculturists are unanimous that certain varieties are affected by very slight differences in the nature of the artificial compost in which they are grown, and by the natural soil of the district, and by the season. Thus, a skilful judge, in writing on Carnations and Picotees,¹ asks "where can Admiral Curzon be seen possessing the colour, size, and "strength which it has in Derbyshire? Where can Flora's Garland be "found equal to those at Slough? Where do high-coloured flowers revel "better than at Woolwich and Birmingham? Yet in no two of these "districts do the same varieties attain an equal degree of excellence, "although each may be receiving the attention of the most skilful culti- "vators." The same writer then recommends every cultivator to keep five different kinds of soil and manure, "and to endeavour to suit the "respective appetites of the plants you are dealing with, for without such "attention all hope of general success will be vain." So it is with the Dahlia:² the Lady Cooper rarely succeeds near London, but does admirably in other districts; the reverse holds good with other varieties; and again, there are others which succeed equally well in various situations. A skilful gardener³ states that he procured cuttings of an old and well-known variety (*pulchella*) of Verbena, which from having been propagated in a different situation presented a slightly different shade of colour; the two varieties were afterwards multiplied by cuttings, being carefully kept distinct; but in the second year they could hardly be distinguished, and in the third year no one could distinguish them.

The nature of the season has an especial influence on certain varieties of the Dahlia: in 1841 two varieties were pre-eminently good, and the next year these same two were pre-eminently bad. A famous amateur⁴ asserts that in 1861 many varieties of the Rose came so untrue in character, "that it was hardly possible to recognise them, and the thought "was not seldom entertained that the grower had lost his tally." The same amateur⁵ states that in 1862 two-thirds of his Auriculas produced central trusses of flowers, and these are remarkable from not keeping true;

¹ 'Gardener's Chronicle,' 1853, p. 183.

² Mr. Robson, in 'Journal of Horticulture,' Feb. 13th, 1866, p. 122.

³ Mr. Wildman, 'Floricultural Soc.,' Feb. 7, 1843, reported in 'Gard. Chron.,' 1843, p. 86.

⁴ 'Journal of Horticulture,' 1861, p. 24.

⁵ *Ibid.*, 1862, p. 83.

and he adds that in some seasons certain varieties of this plant all prove good, and the next season all prove bad; whilst exactly the reverse happens with other varieties. In 1845 the editor of the 'Gardener's Chronicle'⁶ remarked how singular it was that this year many *Calceolarias* tended to assume a tubular form. With Heartsease⁷ the blotched sorts do not acquire their proper character until hot weather sets in; whilst other varieties lose their beautiful marks as soon as this occurs.

Analogous facts have been observed with leaves: Mr. Beaton asserts⁸ that he raised at Shrubland, during six years, twenty thousand seedlings from the Punch Pelargonium, and not one had variegated leaves; but at Surbiton, in Surrey, one-third, or even a greater proportion, of the seedlings from this same variety were more or less variegated. The soil of another district in Surrey has a strong tendency to cause variegation, as appears from information given me by Sir F. Pollock. Verlot⁹ states that the variegated strawberry retains its character as long as grown in a dryish soil, but soon loses it when planted in fresh and humid soil. Mr. Salter, who is well known for his success in cultivating variegated plants, informs me that rows of strawberries were planted in his garden in 1859, in the usual way; and at various distances in one row, several plants simultaneously became variegated, and what made the case more extraordinary, all were variegated in precisely the same manner. These plants were removed, but during the three succeeding years other plants in the same row became variegated, and in no instance were the plants in any adjoining row affected.

The chemical qualities, odours, and tissues of plants are often modified by a change which seems to us slight. The Hemlock is said not to yield conicine in Scotland. The root of the *Aconitum napellus* becomes innocuous in frigid climates. The medicinal properties of the *Digitalis* are easily affected by culture. The Rhubarb flourishes in England, but does not produce the medicinal substance which makes the plant so valuable in Chinese Tartary. As the *Pistacia lentiscus* grows abundantly in the South of France, the climate must suit it, but it yields no mastic. The *Laurus sassafras* in Europe loses the odour proper to it in North America.¹⁰ Many similar facts could be given, and they are remarkable because it might have been thought that definite chemical compounds would have been little liable to change either in quality or quantity.

The wood of the American Locust-tree (*Robinia*) when grown in England is nearly worthless, as is that of the Oak-tree when grown at the Cape of Good Hope.¹¹ Hemp and flax, as I hear from Dr. Falconer, flourish and yield plenty of seed on the plains of India, but their fibres are brittle

⁶ 'Gard. Chron.,' 1845, p. 669.

⁷ *Ibid.*, 1863, p. 628.

⁸ 'Journal of Hort.,' 1861, pp. 64, 309.

⁹ 'Des Variétés,' &c., p. 76.

¹⁰ Engel, 'Sur les Prop. Médicales des Plantes,' 1869, pp. 10, 25. On changes in the odours of plants, see

Dalibert's Experiments, quoted by Beekman, 'Inventions,' vol. ii. p. 344; and Nees, in Ferrussac, 'Bull. des Sc. Nat.,' 1824, tom. i. p. 60. With respect to the rhubarb, &c., see also 'Gardener's Chronicle,' 1849, p. 355; 1862, p. 1123.

¹¹ Hooker, 'Flora Indica,' p. 32.

and useless. Hemp, on the other hand, fails to produce in England that resinous matter which is so largely used in India as an intoxicating drug.

The fruit of the Melon is greatly influenced by slight differences in culture and climate. Hence it is generally a better plan, according to Naudin, to improve an old kind than to introduce a new one into any locality. The seed of the Persian Melon produces near Paris fruit inferior to the poorest market kinds, but at Bordeaux yields delicious fruit.¹² Seed is annually brought from Thibet to Kashmir,¹³ and produces fruit weighing from four to ten pounds, but plants raised from seed saved in Kashmir next year give fruit weighing only from two to three pounds. It is well known that American varieties of the Apple produce in their native land magnificent and brightly-coloured fruit, but in England of poor quality and a dull colour. In Hungary there are many varieties of the Kidney-bean, remarkable for the beauty of their seeds, but the Rev. M. J. Berkeley¹⁴ found that their beauty could hardly ever be preserved in England, and in some cases the colour was greatly changed. We have seen in the ninth chapter, with respect to wheat, what a remarkable effect transportal from the North to the South of France, and reversely, produced on the weight of the grain.

When man can perceive no change in plants or animals which have been exposed to a new climate or to different treatment, insects can sometimes perceive a marked change. The same species of cactus has been carried to India from Canton, Manilla, Mauritius, and from the hot-houses of Kew, and there is likewise a so-called native kind, formerly introduced from South America; all these plants are alike in appearance, but the cochineal insect flourishes only on the native kind, on which it thrives prodigiously.¹⁵ Humboldt remarks¹⁶ that white men "born in the torrid zone walk barefoot with impunity in the same apartment where a European, recently landed, is exposed to the attacks of the *Pulex penetrans*." This insect, the too well-known chigoe, must therefore be able to distinguish what the most delicate chemical analysis fails to distinguish, namely, a difference between the blood or tissues of a European and those of a white man born in the country. But the discernment of the chigoe is not so surprising as it at first appears; for

¹² Naudin, 'Annales des Sc. Nat.,' 4th series, Bot., tom. xi., 1859, p. 81.

¹³ Gardener's Chronicle, 1859, p. 464.

¹⁴ Moorecroft's 'Travels,' &c., vol. ii. p. 143.

¹⁵ 'Gardener's Chronicle,' 1861, p. 1113.

¹⁶ Royle, 'Productive Resources of India,' p. 59.

¹⁶ 'Personal Narrative,' Eng. transl., vol. v. p. 101. This statement has been confirmed by Karsten ('Beitrag zur Kenntniss der Rhynchoptrion,' Moscow, 1864, s. 39), and by others.

according to Liebig¹⁷ the blood of men with different complexions, though inhabiting the same country, emits a different odour.

Diseases peculiar to certain localities, heights, or climates, may be here briefly noticed, as showing the influence of external circumstances on the human body. Diseases confined to certain races of man do not concern us, for the constitution of the race may play the more important part, and this may have been determined by unknown causes. The *Plica Polonica* stands, in this respect, in a nearly intermediate position; for it rarely affects Germans, who inhabit the neighbourhood of the Vistula, where so many Poles are grievously affected; and on the other hand, it does not affect Russians, who are said to belong to the same original stock with the Poles.¹⁸ The elevation of a district often governs the appearance of diseases; in Mexico the yellow fever does not extend above 924 mètres; and in Peru, people are affected with the *verugas* only between 600 and 1600 mètres above the sea; many other such cases could be given. A peculiar cutaneous complaint, called the *Bouton d'Alep*, affects in Aleppo and some neighbouring districts almost every native infant, and some few strangers; and it seems fairly well established that this singular complaint depends on drinking certain waters. In the healthy little island of St. Helena the scarlet-fever is dreaded like the Plague; analogous facts have been observed in Chili and Mexico.¹⁹ Even in the different departments of France it is found that the various infirmities which render the conscript unfit for serving in the army, prevail with remarkable inequality, revealing, as Boudin observes, that many of them are endemic, which otherwise would never have been suspected.²⁰ Any one who will study the distribution of disease will be struck with surprise at what slight differences in the surrounding circumstances govern the nature and severity of the complaints by which man is at least temporarily affected.

The modifications as yet referred to have been extremely slight, and in most cases have been caused, as far as we can judge, by equally slight changes in the conditions. But can it be safely maintained that such changed conditions, if acting during a long series of generations, would not produce a marked effect? It is commonly believed that the people of the United States differ in appearance from the parent Anglo-Saxon race; and selection cannot have come into action within so short a period. A good observer²¹ states that a general absence of fat,

¹⁷ 'Organic Chemistry,' Eng. transl., 1st edit., p. 309.

¹⁸ Prichard, 'Phys. Hist. of Mankind,' 1851, vol. i. p. 155.

¹⁹ Darwin, 'Journal of Researches,' 1845, p. 434.

²⁰ These statements on disease are

taken from Dr. Boudin's 'Géographie et de Statistique Médicales,' 1857, tom. i. p. xlv. and lii.; tom. ii. p. 315.

²¹ E. Desor, quoted in the 'Anthrop. Rev.,' 1863, p. 180. For much confirmatory evidence, see Quatrefages, 'Unité de l'Espèce Humaine,' 1861, p. 131.

a thin and elongated neck, stiff and lank hair, are the chief characteristics. The change in the nature of the hair is supposed to be caused by the dryness of the atmosphere. If immigration into the United States were now stopped, who can say that the character of the whole people would not be greatly modified in the course of two or three thousand years?

The direct and definite action of changed conditions, in contradistinction to the accumulation of indefinite variations, seems to me so important that I will give a large additional body of miscellaneous facts. With plants, a considerable change of climate sometimes produces a conspicuous result. I have given in detail in the ninth chapter the most remarkable case known to me, namely, that in Germany several varieties of maize brought from the hotter parts of America were transformed in the course of only two or three generations. Dr. Falconer informs me that he has seen the English Ribston-pippin apple, a Himalayan oak, *Prunus* and *Pyrus*, all assume in the hotter parts of India a fastigate or pyramidal habit; and this fact is the more interesting, as a Chinese tropical species of *Pyrus* naturally has this habit of growth. Although in these cases the changed manner of growth seems to have been directly caused by the great heat, we know that many fastigate trees have originated in their temperate homes. In the Botanic Gardens of Ceylon the apple-tree²² "sends out numerous runners under ground, which continually rise into small stems, and form a growth around the parent-tree." The varieties of the cabbage which produce heads in Europe fail to do so in certain tropical countries.²³ The *Rhododendron ciliatum* produced at Kew flowers so much larger and paler-coloured than those which it bears on its native Himalayan mountain, that Dr. Hooker²⁴ would hardly have recognised the species by the flowers alone. Many similar facts with respect to the colour and size of flowers could be given.

The experiments of Vilmorin and Buckman on carrots and parsnips prove that abundant nutriment produces a definite and inheritable effect on the so-called roots, with scarcely any change in other parts of the plant. Alum directly influences the colour of the flowers of the *Hydrangea*.²⁵ Dryness seems generally to favour the hairyness or villosity of plants. Gärtner found that hybrid *Verbascums* became extremely woolly when grown in pots. Mr. Masters, on the other hand, states that the *Opuntia leucotricha* "is well clothed with beautiful white hairs when grown in a damp heat; but in a dry heat exhibits none of this peculiarity."²⁶ Slight variations of many kinds, not worth specifying in detail, are retained only as

²² 'Ceylon,' by Sir J. E. Teunent, vol. i., 1859, p. 89.

²³ Godron, 'De l'Espèce,' tom. ii. p. 52.

²⁴ 'Journal of Horticultural Soc.,' vol. vii., 1852, p. 117.

²⁵ 'Journal of Hort. Soc.,' vol. i. p. 160.

²⁶ See Lecoq on the Villosity of Plants, 'Geograph. Bot.,' tom. iii. pp. 287, 291; Gärtner, 'Bustarderz.,' a. 261; Mr. Masters, on the *Opuntia*, in 'Gard. Chronicle,' 1846, p. 444.

long as plants are grown in certain soils, of which Sageret²⁷ gives from his own experience some instances. Odart, who insists strongly on the permanence of the varieties of the grape, admits²⁸ that some varieties, when grown under a different climate or treated differently, vary in an extremely slight degree, as in the tint of the fruit and in the period of ripening. Some authors have denied that grafting causes even the slightest difference in the scion; but there is sufficient evidence that the fruit is sometimes slightly affected in size and flavour, the leaves in duration, and the flowers in appearance.²⁹

With animals there can be no doubt, from the facts given in the first chapter, that European dogs deteriorate in India, not only in their instincts but in structure; but the changes which they undergo are of such a nature, that they may be partly due to reversion to a primitive form, as in the case of feral animals. In parts of India the turkey becomes reduced in size, "with the pendulous appendage over the beak enormously developed."³⁰ We have seen how soon the wild duck, when domesticated, loses its true character, from the effects of abundant or changed food, or from taking little exercise. From the direct action of a humid climate and poor pasture the horse rapidly decreases in size in the Falkland Islands. From information which I have received, this seems likewise to be the case to a certain extent with sheep in Australia.

Climate definitely influences the hairy covering of animals; in the West Indies a great change is produced in the fleece of sheep, in about three generations. Dr. Falconer states³¹ that the Thibet mastiff and goat, when brought down from the Himalaya to Kashmir, lose their fine wool. At Angora not only goats, but shepherd-dogs and cats, have fine fleecy hair, and Mr. Ainsworth³² attributes the thickness of the fleece to the severe winters, and its silky lustre to the hot summers. Burnes states positively³³ that the Karakool sheep lose their peculiar black curled fleeces when removed into any other country. Even within the limits of England, I have been assured that with two breeds of sheep the wool was slightly changed by the flocks being pastured in different localities.³⁴ It has been asserted on good authority³⁵ that horses kept during several years in the deep coal-mines of Belgium become covered with velvety hair, almost like that on the mole. These cases probably stand in close relation to the natural change of coat in winter and summer. Naked varieties of several domestic animals have occasionally appeared; but there is no reason to

²⁷ 'Poen. Phys.,' p. 136.

²⁸ 'Ampelographie,' 1849, p. 19.

²⁹ Gärtner, 'Bostarderz.,' s. 606, has collected nearly all recorded facts. Andrew Knight (in 'Transact. Hort. Soc.,' vol. ii. p. 160) goes so far as to maintain that few varieties are absolutely permanent in character when propagated by buds or grafts.

³⁰ Mr. Blyth, in 'Annals and Mag. of Nat. Hist.,' vol. xx., 1847, p. 391.

³¹ 'Natural History Review,' 1862, p. 113.

³² 'Journal of Roy. Geographical Soc.,' vol. ix., 1839, p. 275.

³³ 'Travels in Bokhara,' vol. iii. p. 151.

³⁴ See also, on the influence of marshy pastures on the wool, Godron, 'L'Espèce,' tom. ii. p. 22.

³⁵ Isidore Geoffroy St. Hilaire, 'Hist. Nat. Gén.,' tom. iii. p. 438.

believe that this is in any way related to the nature of the climate to which they have been exposed.²⁶

It appears at first sight probable that the increased size, the tendency to fatten, the early maturity and altered forms of our improved cattle, sheep, and pigs, have directly resulted from their abundant supply of food. This is the opinion of many competent judges, and probably is to a great extent true. But as far as form is concerned, we must not overlook the equal or more potent influence of lessened use on the limbs and lungs. We see, moreover, as far as size is concerned, that selection is apparently a more powerful agent than a large supply of food, for we can thus only account for the existence, as remarked to me by Mr. Blyth, of the largest and smallest breeds of sheep in the same country, of Cochinchina fowls and Bantams, of small Tumbler and large Runt pigeons, all kept together and supplied with abundant nourishment. Nevertheless there can be little doubt that our domesticated animals have been modified, independently of the increased or lessened use of parts, by the conditions to which they have been subjected, without the aid of selection. For instance, Prof. Rüttimeyer²⁷ shows that the bones of all domesticated quadrupeds can be distinguished from those of wild animals by the state of their surface and general appearance. It is scarcely possible to read Nathusius's excellent 'Vorstudien,'²⁸ and doubt that, with the highly improved races of the pig, abundant food has produced a conspicuous effect on the general form of the body, on the breadth of the head and face, and even on the teeth. Nathusius rests much on the case of a purely bred Berkshire pig, which when two months old became diseased in its digestive organs, and was preserved for observation until nineteen months old; at this age it had lost several characteristic features of the breed, and had acquired a long, narrow head, of large size relatively to its small body, and elongated legs. But in this case and in some others we ought not to assume that, because certain characters are lost, perhaps through reversion, under one course of treatment, therefore that they had been at first directly produced by an opposite course.

In the case of the rabbit, which has become feral on the island of Porto Santo, we are at first strongly tempted to attribute the whole change—the greatly reduced size, the altered tints of the fur, and the loss of certain characteristic marks—to the definite action of the new conditions to which it has been exposed. But in all such cases we have to consider in addition the tendency to reversion to progenitors more or less remote, and the natural selection of the finest shades of difference.

The nature of the food sometimes either definitely induces certain peculiarities, or stands in some close relation with them. Pallas long ago asserted that the fat-tailed sheep of Siberia degenerated and lost their enormous tails when removed from certain saline pastures; and recently

²⁶ Azara has made some good remarks on this subject, 'Quadrupèdes du Paraguay,' tom. ii. p. 337. See an account of a family of naked mice produced in England, 'Proc. Zoolog.

Soc.,' 1856, p. 38.

²⁷ 'Die Fauna der Pfahlbauten,' 1861, s. 15.

²⁸ 'Schweinschädel,' 1864, s. 99.

Erman³⁹ states that this occurs with the Kirgisian sheep when brought to Orenburgh.

It is well known that hemp-seed causes bullfinches and certain other birds to become black. Mr. Wallace has communicated to me some much more remarkable facts of the same nature. The natives of the Amazonian region feed the common green parrot (*Chrysotis festiva*, Linn.) with the fat of large Siluroid fishes, and the birds thus treated become beautifully variegated with red and yellow feathers. In the Malayan archipelago, the natives of Gilolo alter in an analogous manner the colours of another parrot, namely, the *Lorius garrulus*, Linn., and thus produce the *Lori rajah* or King-Lory. These parrots in the Malay Islands and South America, when fed by the natives on natural vegetable food, such as rice and plantains, retain their proper colours. Mr. Wallace has, also, recorded⁴⁰ a still more singular fact. "The Indians (of S. America) have a curious art by which they change the colours of the feathers of many birds. They pluck out those from the part they wish to paint, and inoculate the fresh wound with the milky secretion from the skin of a small toad. The feathers grow of a brilliant yellow colour, and on being plucked out, it is said, grow again of the same colour without any fresh operation."

Bechstein⁴¹ does not entertain any doubt that seclusion from light affects, at least temporarily, the colours of cage-birds.

It is well known that the shells of land-mollusca are affected by the abundance of lime in different districts. Isidore Geoffroy St. Hilaire⁴² gives the case of *Helix lactea*, which has recently been carried from Spain to the South of France and to the Rio Plata, and in both these countries now presents a distinct appearance, but whether this has resulted from food or climate is not known. With respect to the common oyster, Mr. F. Buckland informs me that he can generally distinguish the shells from different districts; young oysters brought from Wales and laid down in beds where "natives" are indigenous, in the short space of two months begin to assume the "native" character. M. Costa⁴³ has recorded a much more remarkable case of the same nature, namely, that young shells taken from the shores of England and placed in the Mediterranean, at once altered their manner of growth and formed prominent diverging rays, like those on the shells of the proper Mediterranean oyster. The same individual shell, showing both forms of growth, was exhibited before a society in Paris. Lastly, it is well known that caterpillars fed on different food sometimes either themselves acquire a different colour or produce moths different in colour.⁴⁴

³⁹ 'Travels in Siberia,' Eng. transl., vol. i. p. 228.

⁴⁰ A. R. Wallace, 'Travels on the Amazon and Rio Negro,' p. 294.

⁴¹ 'Naturgeschichte der Stubenvögel,' 1840, s. 262, 308.

⁴² 'Hist. Nat. Gén.,' tom. iii. p. 402.

⁴³ 'Bull. de la Soc. Imp. d'Acclimat.,' tom. viii. p. 351.

⁴⁴ See an account of Mr. Gregson's experiments on the *Abraxus grossulariata*, 'Proc. Entomolog. Soc.,' Jan. 6th, 1862: these experiments have been confirmed by Mr. Greening, in 'Proc. of the Northern Entomolog. Soc.,' July 28th, 1862. For the effects of food on caterpillars, see a curious account by M. Michely, in 'Bull. de la

It would be travelling beyond my proper limits here to discuss how far organic beings in a state of nature are definitely modified by changed conditions. In my 'Origin of Species' I have given a brief abstract of the facts bearing on this point, and have shown the influence of light on the colours of birds, and of residence near the sea on the lurid tints of insects, and on the succulency of plants. Mr. Herbert Spencer⁴⁵ has recently discussed with much ability this whole subject on broad and general grounds. He argues, for instance, that with all animals the external and internal tissues are differently acted on by the surrounding conditions, and they invariably differ in intimate structure. So again the upper and lower surfaces of true leaves, as well as of stems and petioles, when these assume the function and occupy the position of leaves, are differently circumstanced with respect to light, &c., and apparently in consequence differ in structure. But, as Mr. Herbert Spencer admits, it is most difficult in all such cases to distinguish between the effects of the definite action of physical conditions and the accumulation through natural selection of inherited variations which are serviceable to the organism, and which have arisen independently of the definite action of these conditions.

Although we are not here concerned with organic beings in a state of nature, yet I may call attention to one case. Mr. Meehan,⁴⁶ in a remarkable paper, compares twenty-nine kinds of American trees, belonging to various orders, with their nearest European allies, all grown in close proximity in the same garden and under as nearly as possible the same conditions. In the American species Mr. Meehan finds, with the rarest exceptions, that the leaves fall earlier in the season, and assume before falling a brighter tint; that they are less deeply toothed or serrated; that the buds are smaller; that the trees are more diffuse in growth and have fewer branchlets; and, lastly, that the seeds are smaller—all in comparison with the corresponding European species. Now, considering that these trees belong to distinct orders, it is out of the question that the peculiarities just specified should have been inherited in the one continent from one progenitor, and in the other from another progenitor; and considering that the trees inhabit widely different stations, these peculiarities can hardly be supposed to be of any special

See *Imp. d'Acclimat.*, tom. viii. p. 563. For analogous facts from Dahlbom on Hymenoptera, see Westwood's 'Modern Class. of Insects,' vol. ii. p. 98. See also Dr. L. Möller, 'Die Abhängigkeit der Insecten,' 1867, s. 70.

⁴⁵ 'The Principles of Biology,' vol. ii. 1866. The present chapters were

written before I had read Mr. Herbert Spencer's work, so that I have not been able to make so much use of it as I should otherwise probably have done.

⁴⁶ 'Proc. Acad. Nat. Soc. of Philadelphia,' Jan. 28th, 1862.

service to the two series in the Old and New Worlds; therefore these peculiarities cannot have been naturally selected. Hence we are led to infer that they have been definitely caused by the long-continued action of the different climate of the two continents on the trees.

Galls.—Another class of facts, not relating to cultivated plants, deserves attention. I allude to the production of galls. Every one knows the curious, bright-red, hairy productions on the wild rose-tree, and the various different galls produced by the oak. Some of the latter resemble fruit, with one face as rosy as the rosiest apple. These bright colours can be of no service either to the gall-forming insect or to the tree, and probably are the direct result of the action of the light, in the same manner as the apples of Nova Scotia or Canada are brighter coloured than English apples. The strongest upholder of the doctrine that organic beings are created beautiful to please mankind would not, I presume, extend this view to galls. According to Osten Sacken's latest revision, no less than fifty-eight kinds of galls are produced on the several species of oak, by *Cynips* with its sub-genera; and Mr. B. D. Walsh⁴⁷ states that he can add many others to the list. One American species of willow, the *Salix humilis*, bears ten distinct kinds of galls. The leaves which spring from the galls of various English willows differ completely in shape from the natural leaves. The young shoots of junipers and firs, when punctured by certain insects, yield monstrous growths like flowers and cones; and the flowers of some plants become from the same cause wholly changed in appearance. Galls are produced in every quarter of the world; of several sent to me by Mr. Thwaites from Ceylon, some were as symmetrical as a composite flower when in bud, others smooth and spherical like a berry; some protected by long spines, others clothed with yellow wool formed of long cellular hairs, others with regularly tufted hairs. In some galls the internal structure is simple, but in others it is highly complex; thus M. Lucaze-Duthiers⁴⁸ has figured in the common ink-gall no less than seven concentric layers, composed of distinct tissue,

⁴⁷ See Mr. B. D. Walsh's excellent papers in 'Proc. Entomolog. Soc. Philadelphia,' Dec. 1866, p. 284. With respect to the willow, see *idem*, 1864, p. 546.

⁴⁸ See his admirable *Histoire des Galles*, in 'Annal. des Sc. Nat. Bot.,' 3rd series, tom. xix., 1853, p. 273.

namely, the epidermic, sub-epidermic, spongy, intermediate, and the hard protective layer formed of curiously thickened woody cells, and, lastly, the central mass abounding with starch-granules on which the larvæ feed.

Galls are produced by insects of various orders, but the greater number by species of *Cynips*. It is impossible to read M. Lucaze-Duthier's discussion and doubt that the poisonous secretion of the insect causes the growth of the gall, and every one knows how virulent is the poison secreted by wasps and bees, which belong to the same order with *Cynips*. Galls grow with extraordinary rapidity, and it is said that they attain their full size in a few days;⁴⁹ it is certain that they are almost completely developed before the larvæ are hatched. Considering that many gall-insects are extremely small, the drop of secreted poison must be excessively minute; it probably acts on one or two cells alone, which, being abnormally stimulated, rapidly increase by a process of self-division. Galls, as Mr. Walsh⁵⁰ remarks, afford good, constant, and definite characters, each kind keeping as true to form as does any independent organic being. This fact becomes still more remarkable when we hear that, for instance, seven out of the ten different kinds of galls produced on *Salix humilis* are formed by gall-gnats (*Cecidomyidæ*) which, "though essentially distinct species, yet resemble one another so closely that in almost all cases it is difficult, and in some cases impossible, to distinguish the full-grown insects one from the other."⁵¹ For in accordance with a wide-spread analogy we may safely infer that the poison secreted by insects so closely allied would not differ much in nature; yet this slight difference is sufficient to induce widely different results. In some few cases the same species of gall-gnat produces on distinct species of willows galls which cannot be distinguished; the *Cynips fecundatrix*, also, has been known to produce on the Turkish oak, to which it is not properly attached, exactly the same kind of gall as on the European oak.⁵² These latter facts apparently prove that the nature of the poison is a much more powerful

⁴⁹ Kirby and Spence's 'Entomology,' 1818, vol. i. p. 450; Lucaze-Duthiers, idem, p. 284.

⁵¹ Mr. B. D. Walsh, idem, p. 633; and Dec. 1866, p. 275.

⁵⁰ 'Proc. Entomolog. Soc. Philadelphia,' 1864, p. 558.

⁵² Mr. B. D. Walsh, idem, 1864, p. 545, 411, 495; and Dec. 1866, p. 278. See also Lucaze-Duthiers.

agent in determining the form of the gall than the specific character of the tree which is acted on.

As the poisonous secretion of insects belonging to various orders has the special power of affecting the growth of various plants;—as a slight difference in the nature of the poison suffices to produce widely different results;—and lastly, as we know that the chemical compounds secreted by plants are eminently liable to be modified by changed conditions of life, we may believe it possible that various parts of a plant might be modified through the agency of its own altered secretions. Compare, for instance, the mossy and viscid calyx of a moss-rose, which suddenly appears through bud-variation on a Provence-rose, with the gall of red moss growing from the inoculated leaf of a wild rose, with each filament symmetrically branched like a microscopical spruce-fir, bearing a glandular tip and secreting odouriferous gummy matter.⁵³ Or compare, on the one hand, the fruit of the peach, with its hairy skin, fleshy covering, hard shell and kernel, and on the other hand one of the more complex galls with its epidermic, spongy, and woody layers, surrounding tissue loaded with starch granules. These normal and abnormal structures manifestly present a certain degree of resemblance. Or, again, reflect on the cases above given of parrots which have had their plumage brightly decorated through some change in their blood, caused by having been fed on certain fishes, or locally inoculated with the poison of a toad. I am far from wishing to maintain that the moss-rose or the hard shell of the peach-stone or the bright colours of birds are actually due to any chemical change in the sap or blood; but these cases of galls and of parrots are excellently adapted to show us how powerfully and singularly external agencies may affect structure. With such facts before us, we need feel no surprise at the appearance of any modification in any organic being.

I may, also, here allude to the remarkable effects which parasitic fungi sometimes produce on plants. Reissek⁵⁴ has described a *Thesium*, affected by an *Cecidium*, which was greatly modified, and assumed some of the

⁵³ Lucezo-Duthiers, *idem*, pp. 325, 328.

⁵⁴ 'Linnæus,' vol. xvii., 1843; quoted by Dr. M. T. Masters, Royal Institution, March 16th, 1860.

characteristic features of certain allied species, or even genera. Suppose, says Reissek, "the condition originally caused by the fungus to become "constant in the course of time, the plant would, if found growing wild, "be considered as a distinct species or even as belonging to a new genus." I quote this remark to show how profoundly, yet in how natural a manner, this plant must have been modified by the parasitic fungus.

Facts and Considerations opposed to the belief that the Conditions of Life act in a potent manner in causing definite Modifications of Structure.

I have alluded to the slight differences in species when naturally living in distinct countries under different conditions; and such differences we feel at first inclined, probably to a limited extent with justice, to attribute to the definite action of the surrounding conditions. But it must be borne in mind that there are a far greater number of animals and plants which range widely and have been exposed to great diversities of conditions, yet remain nearly uniform in character. Some authors, as previously remarked, account for the varieties of our culinary and agricultural plants by the definite action of the conditions to which they have been exposed in the different parts of Great Britain; but there are about 200 plants²⁵ which are found in every single English county; these plants must have been exposed for an immense period to considerable differences of climate and soil, yet do not differ. So, again, some birds, insects, other animals, and plants range over large portions of the world, yet retain the same character.

Notwithstanding the facts previously given on the occurrence of highly peculiar local diseases and on the strange modifications of structure in plants caused by the inoculated poison of insects, and other analogous cases; still there are a multitude of variations—such as the modified skull of the niata ox and bulldog, the long horns of Caffre cattle, the conjoined toes of the solid-hoofed swine, the immense crest and protuberant skull of Polish fowls, the crop of the pouter-pigeon, and a host of other such cases—which we can hardly attribute to the definite action, in the sense before specified, of the external conditions of life. No doubt in every case there must have been some exciting cause; but as we see innumerable individuals exposed to nearly the same conditions, and one alone is affected, we may conclude that the constitution of the individual is of far higher

²⁵ Hewett C. Watson, 'Cybele Britannica,' vol. i., 1847, p. 11.

importance than the conditions to which it has been exposed. It seems, indeed, to be a general rule that conspicuous variations occur rarely, and in one individual alone out of many thousands, though all may have been exposed, as far as we can judge, to nearly the same conditions. As the most strongly marked variations graduate insensibly into the most trifling, we are led by the same train of thought to attribute each slight variation much more to innate differences of constitution, however caused, than to the definite action of the surrounding conditions.

We are led to the same conclusion by considering the cases, formerly alluded to, of fowls and pigeons, which have varied and will no doubt go on varying in directly opposite ways, though kept during many generations under nearly the same conditions. Some, for instance, are born with their beaks, wings, tails, legs, &c., a little longer, and others with these same parts a little shorter. By the long-continued selection of such slight individual differences, which occur in birds kept in the same aviary, widely different races could certainly be formed; and long-continued selection, important as is the result, does nothing but preserve the variations which appear to us to arise spontaneously.

In these cases we see that domesticated animals vary in an indefinite number of particulars, though treated as uniformly as is possible. On the other hand, there are instances of animals and plants, which, though exposed to very different conditions, both under nature and domestication, have varied in nearly the same manner. Mr. Layard informs me that he has observed amongst the Caffres of South Africa a dog singularly like an arctic Esquimaux dog. Pigeons in India present nearly the same wide diversities of colour as in Europe; and I have seen chequered and simply barred pigeons, and pigeons with blue and white loins, from Sierra Leone, Madeira, England, and India. New varieties of flowers are continually raised in different parts of Great Britain, but many of these are found by the judges at our exhibitions to be almost identical with old varieties. A vast number of new fruit-trees and culinary vegetables have been produced in North America: these differ from European varieties in the same general manner as the several varieties raised in Europe differ from each other; and no one has ever pretended that the climate of America has given to the many American varieties any general character by which they can be recognised. Nevertheless, from the facts previously advanced on the authority of Mr. Meehan with respect to American and European forest-trees, it would be rash to affirm that varieties raised in the two countries would not in the course of ages assume a distinctive character. Mr. Masters has recorded a striking fact⁴⁶ bearing on this subject: he raised numerous plants of *Hybiscus Syriacus* from seed collected in South Carolina and the Holy Land, where the parent-plants must have been exposed to considerably different conditions; yet the seedlings from both localities broke into two similar strains, one with obtuse leaves and purple or crimson flowers, and the other with elongated leaves and more or less pink flowers.

⁴⁶ 'Gardener's Chronicle,' 1857, p. 629.

We may, also, infer the prepotent influence of the constitution of the organism over the definite action of the conditions of life, from the several cases given in the earlier chapters of parallel series of varieties,—an important subject, hereafter to be more fully discussed. Sub-varieties of the several kinds of wheat, gourds, peaches, and other plants, and to a certain limited extent sub-varieties of the fowl, pigeon, and dog, have been shown either to resemble or to differ from each other in a closely corresponding and parallel manner. In other cases, a variety of one species resembles a distinct species; or the varieties of two distinct species resemble each other. Although these parallel resemblances no doubt often result from reversion to the former characters of a common progenitor; yet in other cases, when new characters first appear, the resemblance must be attributed to the inheritance of a similar constitution, and consequently to a tendency to vary in the same manner. We see something of a similar kind in the same monstrosity appearing and reappearing many times in the same animal, and, as Dr. Maxwell Masters has remarked to me, in the same plant.

We may at least conclude thus far, that the amount of modification which animals and plants have undergone under domestication, does not correspond with the degree to which they have been subjected to changed circumstances. As we know the parentage of domesticated birds far better than of most quadrupeds, we will glance through the list. The pigeon has varied in Europe more than almost any other bird; yet it is a native species, and has not been exposed to any extraordinary change of conditions. The fowl has varied equally, or almost equally, with the pigeon, and is a native of the hot jungles of India. Neither the peacock, a native of the same country, nor the guinea-fowl, an inhabitant of the dry deserts of Africa, has varied at all, or only in colour. The turkey, from Mexico, has varied but little. The duck, on the other hand, a native of Europe, has yielded some well-marked races; and as this is an aquatic bird, it must have been subjected to a far more serious change in its habits than the pigeon or even the fowl, which nevertheless have varied in a much higher degree. The goose, a native of Europe and aquatic like the duck, has varied less than any other domesticated bird, except the peacock.

Bud-variation is, also, important under our present point of view. In some few cases, as when all the eyes or buds on the same tuber of the potato, or all the fruit on the same plum-tree, or all the flowers on the same plant, have suddenly varied in the same manner, it might be argued that the varia-

tion had been definitely caused by some change in the conditions to which the plants had been exposed; yet, in other cases, such an admission is extremely difficult. As new characters sometimes appear by bud-variation, which do not occur in the parent-species or in any allied species, we may reject, at least in these cases, the idea that they are due to reversion. Now it is well worth while to reflect maturely on some striking case of bud-variation, for instance that of the peach. This tree has been cultivated by the million in various parts of the world, has been treated differently, grown on its own roots and grafted on various stocks, planted as a standard, against a wall, and under glass; yet each bud of each sub-variety keeps true to its kind. But occasionally, at long intervals of time, a tree in England, or under the widely-different climate of Virginia, produces a single bud, and this yields a branch which ever afterwards bears nectarines. Nectarines differ, as every one knows, from peaches in their smoothness, size, and flavour; and the difference is so great, that some botanists have maintained that they are specifically distinct. So permanent are the characters thus suddenly acquired, that a nectarine produced by bud-variation has propagated itself by seed. To guard against the supposition that there is some fundamental distinction between bud and seminal variation, it is well to bear in mind that nectarines have likewise been produced from the stone of the peach; and, reversely, peaches from the stone of the nectarine. Now is it possible to conceive external-conditions more closely alike than those to which the buds on the same tree are exposed? Yet one bud alone, out of the many thousands borne by the same tree, has suddenly without any apparent cause produced a nectarine. But the case is even stronger than this, for the same flower-bud has yielded a fruit, one-half or one-quarter a nectarine, and the other half or three-quarters a peach. Again, seven or eight varieties of the peach have yielded by bud-variation nectarines: the nectarines thus produced, no doubt, differ a little from each other; but still they are nectarines. Of course there must be some cause, internal or external, to excite the peach-bud to change its nature; but I cannot imagine a class of facts better adapted to force on our minds the conviction that what we call the external conditions of life are quite insignificant in

relation to any particular variation, in comparison with the organisation or constitution of the being which varies.

It is known from the labours of Geoffroy St. Hilaire, and recently from those of Dareste and others, that eggs of the fowl, if shaken, placed upright, perforated, covered in part with varnish, &c., produce monstrous chickens. Now these monstrosities may be said to be directly caused by such unnatural conditions, but the modifications thus induced are not of a definite nature. An excellent observer, M. Camille Dareste,⁵⁷ remarks "that the various species of monstrosities are not determined " by specific causes; the external agencies which modify the " development of the embryo act solely in causing a perturbation—a perversion in the normal course of development." He compares the result to what we see in illness: a sudden chill, for instance, affects one individual alone out of many, causing either a cold, or sore-throat, rheumatism, or inflammation of the lungs or pleura. Contagious matter acts in an analogous manner.⁵⁸ We may take a still more specific instance: seven pigeons were struck by rattle-snakes;⁵⁹ some suffered from convulsions; some had their blood coagulated, in others it was perfectly fluid; some showed ecchymosed spots on the heart, others on the intestines, &c.; others again showed no visible lesion in any organ. It is well known that excess in drinking causes different diseases in different men; but men living under a cold and tropical climate are differently affected:⁶⁰ and in this case we see the definite influence of opposite conditions. The foregoing facts apparently give us as good an idea as we are likely for a long time to obtain, how in many cases external conditions act directly, though not definitely, in causing modifications of structure.

Summary.—There can be no doubt, from the facts given in the early part of this chapter, that extremely slight changes in

⁵⁷ 'Mémoire sur la Production Artificielle des Monstrosités,' 1862, pp. 8-12; 'Recherches sur les Conditions, &c., chez les Monstres,' 1863, p. 6. An abstract is given of Geoffroy's Experiments by his son, in his 'Vie, Travaux, &c.,' 1847, p. 290.

⁵⁸ Paget, 'Lectures on Surgical

Pathology,' 1853, vol. i. p. 483.

⁵⁹ 'Researches upon the Venom of the Rattle-snake,' Jan. 1861, by Dr. Mitchell, p. 67.

⁶⁰ Mr. Sedgwick, in 'British and Foreign Medico-Chirurg. Review, July 1863, p. 175.

the conditions of life sometimes act in a definite manner on our already variable domesticated productions; and, as the action of changed conditions in causing general or indefinite variability is accumulative, so it may be with their definite action. Hence it is possible that great and definite modifications of structure may result from altered conditions acting during a long series of generations. In some few instances a marked effect has been produced quickly on all, or nearly all, the individuals which have been exposed to some considerable change of climate, food, or other circumstance. This has occurred, and is now occurring, with European men in the United States, with European dogs in India, with horses in the Falkland Islands, apparently with various animals at Angora, with foreign oysters in the Mediterranean, and with maize grown in Europe from tropical seed. We have seen that the chemical compounds secreted by plants and the state of their tissues are readily affected by changed conditions. In some cases a relation apparently exists between certain characters and certain conditions, so that if the latter be changed the character is lost—as with cultivated flowers, with some few culinary plants, with the fruit of the melon, with fat-tailed sheep, and other sheep having peculiar fleeces.

The production of galls, and the change of plumage in parrots when fed on peculiar food or when inoculated by the poison of a toad, prove to us what great and mysterious changes in structure and colour may be the definite result of chemical changes in the nutrient fluids or tissues.

We have also reason to believe that organic beings in a state of nature may be modified in various definite ways by the conditions to which they have been long exposed, as in the case of American trees in comparison with their representatives in Europe. But in all such cases it is most difficult to distinguish between the definite results of changed conditions, and the accumulation through natural selection of serviceable variations which have arisen independently of the nature of the conditions. If, for instance, a plant had to be modified so as to become fitted to inhabit a humid instead of an arid station, we have no reason to believe that variations of the right kind would occur more frequently if the parent-plant inhabited a station a little more

humid than usual. Whether the station was unusually dry or humid, variations adapting the plant in a slight degree for directly opposite habits of life would occasionally arise, as we have reason to believe from what we know in other cases.

In most, perhaps in all cases, the organisation or constitution of the being which is acted on, is a much more important element than the nature of the changed conditions, in determining the nature of the variation. We have evidence of this in the appearance of nearly similar modifications under different conditions, and of different modifications under apparently nearly the same conditions. We have still better evidence of this in closely parallel varieties being frequently produced from distinct races, or even distinct species, and in the frequent recurrence of the same monstrosity in the same species. We have also seen that the degree to which domesticated birds have varied, does not stand in any close relation with the amount of change to which they have been subjected.

To recur once again to bud-variations. When we reflect on the millions of buds which many trees have produced, before some one bud has varied, we are lost in wonder what the precise cause of each variation can be. Let us recall the case given by Andrew Knight of the forty-year-old tree of the yellow magnum bonum plum, an old variety which has been propagated by grafts on various stocks for a very long period throughout Europe and North America, and on which a single bud suddenly produced the red magnum bonum. We should also bear in mind that distinct varieties, and even distinct species,—as in the case of peaches, nectarines, and apricots,—of certain roses and camellias,—although separated by a vast number of generations from any progenitor in common, and although cultivated under diversified conditions, have yielded by bud-variation closely analogous varieties. When we reflect on these facts we become deeply impressed with the conviction that in such cases the nature of the variation depends but little on the conditions to which the plant has been exposed, and not in any especial manner on its individual character, but much more on the general nature or constitution, inherited from some remote progenitor, of the whole group of allied beings to which the plant belongs. We are thus driven to conclude that in most

cases the conditions of life play a subordinate part in causing any particular modification; like that which a spark plays, when a mass of combustibles bursts into flame—the nature of the flame depending on the combustible matter, and not on the spark.

No doubt each slight variation must have its efficient cause; but it is as hopeless an attempt to discover the cause of each as to say why a chill or a poison affects one man differently from another. Even with modifications resulting from the definite action of the conditions of life, when all or nearly all the individuals, which have been similarly exposed, are similarly affected, we can rarely see the precise relation between cause and effect. In the next chapter it will be shown that the increased use or disuse of various organs, produces an inherited effect. It will further be seen that certain variations are bound together by correlation and other laws. Beyond this we cannot at present explain either the causes or manner of action of Variation.

Finally, as indefinite and almost illimitable variability is the usual result of domestication and cultivation, with the same part or organ varying in different individuals in different or even in directly opposite ways; and as the same variation, if strongly pronounced, usually recurs only after long intervals of time, any particular variation would generally be lost by crossing, reversion, and the accidental destruction of the varying individuals, unless carefully preserved by man. Hence, although it must be admitted that new conditions of life do sometimes definitely affect organic beings, it may be doubted whether well-marked races have often been produced by the direct action of changed conditions without the aid of selection either by man or nature.

CHAPTER XXIV.

LAWS OF VARIATION — USE AND DISUSE, ETC.

NISUS FORMATIVUS, OR THE CO-ORDINATING POWER OF THE ORGANISATION — ON THE EFFECTS OF THE INCREASED USE AND DISUSE OF ORGANS — CHANGED HABITS OF LIFE — ACCLIMATISATION WITH ANIMALS AND PLANTS — VARIOUS METHODS BY WHICH THIS CAN BE EFFECTED — ARRESTS OF DEVELOPMENT — RUDDIMENTARY ORGANS.

IN this and the two following chapters I shall discuss, as well as the difficulty of the subject permits, the several laws which govern Variability. These may be grouped under the effects of use and disuse, including changed habits and acclimatisation—arrests of development—correlated variation—the cohesion of homologous parts—the variability of multiple parts—compensation of growth—the position of buds with respect to the axis of the plant—and lastly, analogous variation. These several subjects so graduate into each other that their distinction is often arbitrary.

It may be convenient first briefly to discuss that co-ordinating and reparative power which is common, in a higher or lower degree, to all organic beings, and which was formerly designated by physiologists as the *nisus formativus*.

Blumenbach and others¹ have insisted that the principle which permits a Hydra, when cut into fragments, to develop itself into two or more perfect animals, is the same with that which causes a wound in the higher animals to heal by a cicatrice. Such cases as that of the Hydra are evidently analogous with the spontaneous division or fissiparous generation of the lowest animals, and likewise with the budding of plants. Between these extreme cases and that of a mere cicatrice we have every gradation. Spallanzani,² by cutting off the legs and tail of a Salamander, got in the course of three months six crops of these members; so that 687 perfect bones were reproduced by one animal during one season. At whatever

¹ 'An Essay on Generation,' Eng. transl., p. 18; Paget, 'Lectures on Surgical Pathology,' 1853, vol. i. p. 209.

² 'An Essay on Animal Reproduction,' Eng. transl., 1769, p. 79.

point the limb was cut off, the deficient part, and no more, was exactly reproduced. Even with man, as we have seen in the twelfth chapter, when treating of polydactylism, the entire limb whilst in an embryonic state, and supernumerary digits, are occasionally, though imperfectly, reproduced after amputation. When a diseased bone has been removed, a new one sometimes "gradually assumes the regular form, and all the "attachments of muscles, ligaments, &c., become as complete as before."²

This power of regrowth does not, however, always act perfectly: the reproduced tail of a lizard differs in the forms of the scales from the normal tail: with certain Orthopterous insects the large hind legs are reproduced of smaller size:⁴ the white cicatrice which in the higher animals unites the edges of a deep wound is not formed of perfect skin, for elastic tissue is not produced till long afterwards.⁵ "The activity of the *visus formativus*," says Blumenbach, "is in an inverse ratio to the age of the "organised body." To this may be added that its power is greater in animals the lower they are in the scale of organisation; and animals low in the scale correspond with the embryos of higher animals belonging to the same class. Newport's observations⁶ afford a good illustration of this fact, for he found that "myriapods, whose highest development scarcely "carries them beyond the larvæ of perfect insects, can regenerate limbs and "antennæ up to the time of their last moult;" and so can the larvæ of true insects, but not the mature insect. Salamanders correspond in development with the tadpoles or larvæ of the tailless Batrachians, and both possess to a large extent the power of regrowth; but not so the mature tailless Batrachians.

Absorption often plays an important part in the repairs of injuries. When a bone is broken, and does not unite, the ends are absorbed and rounded, so that a false joint is formed; or if the ends unite, but overlap, the projecting parts are removed.⁷ But absorption comes into action, as Virchow remarks, during the normal growth of bones; parts which are solid during youth become hollowed out for the medullary tissue as the bone increases in size. In trying to understand the many well-adapted cases of regrowth when aided by absorption, we should remember that most parts of the organisation, even whilst retaining the same form, undergo constant renewal; so that a part which was not renewed would naturally be liable to complete absorption.

Some cases, usually classed under the so-called *visus formativus*, at first appear to come under a distinct head; for not only are old structures reproduced, but structures which appear new are formed. Thus, after inflammation "false membranes," furnished with blood-vessels, lymphatics, and nerves, are developed; or a fetus escapes from the Fallopian tubes, and falls into the abdomen, "nature pours out a quantity of plastic "lymph, which forms itself into organised membrane, richly supplied with "blood-vessels," and the fetus is nourished for a time. In certain cases of

² Carpenter's 'Principles of Comp. Physiology,' 1854, p. 479.

⁴ Charlesworth's 'Mag. of Nat. Hist.,' vol. i., 1837, p. 145.

⁵ Paget, 'Lectures on Surgical Pathology,' vol. i. p. 239.

⁶ Quoted by Carpenter, 'Comp. Phys.,' p. 479. ⁷ Paget, 'Lectures,' &c., p. 257.

hydrocephalus the open and dangerous spaces in the skull are filled up with new bones, which interlock by perfect serrated sutures.⁸ But most physiologists, especially on the Continent, have now given up the belief in plastic lymph or blastema, and Virchow⁹ maintains that every structure, new or old, is formed by the proliferation of pre-existing cells. On this view false membranes, like cancerous or other tumours, are merely abnormal developments of normal growths; and we can thus understand how it is that they resemble adjoining structures; for instance, that "false membrane in the "serous cavities acquires a covering of epithelium exactly like that which "covers the original serous membrane; adhesions of the iris may become "black apparently from the production of pigment-cells like those of the "uvea."¹⁰

No doubt the power of reparation, though not always quite perfect, is an admirable provision, ready for various emergencies, even for those which occur only at long intervals of time.¹¹ Yet this power is not more wonderful than the growth and development of every single creature, more especially of those which are propagated by fissiparous generation. This subject has been here noticed, because we may infer that, when any part or organ is either greatly increased in size or wholly suppressed through variation and continued selection, the co-ordinating power of the organisation will continually tend to bring all the parts again into harmony with each other.

On the Effects of the Increased Use and Disuse of Organs.

It is notorious, and we shall immediately adduce proofs, that increased use or action strengthens muscles, glands, sense-organs, &c.; and that disuse, on the other hand, weakens them. I have not met with any clear explanation of this fact in works on Physiology. Mr. Herbert Spencer¹² maintains that when muscles are much used, or when intermittent pressure is applied to the epidermis, an excess of nutritive matter exudes from the vessels, and that this gives additional development to the adjoining parts. That an increased flow of blood towards an organ leads to its greater development is probable, if not certain. Mr. Paget¹³ thus accounts for the long, thick, and dark-coloured hair which occasionally grows, even in young children, near old-standing inflamed surfaces or fractured bones. When Hunter

⁸ These cases are given by Blumenbach in his 'Essay on Generation,' pp. 52, 54.

⁹ 'Cellular Pathology,' trans. by Dr. Chance, 1860, pp. 27, 441.

¹⁰ Paget, 'Lectures on Pathology,'

vol. i., 1853, p. 357.

¹¹ Paget, *idem*, p. 150.

¹² 'The Principles of Biology,' vol. ii., 1866, chap. 3-5.

¹³ 'Lectures on Pathology,' 1853, vol. i. p. 71.

inserted the spur of a cock into the comb, which is well supplied with blood-vessels, it grew in one case in a spiral direction to a length of six inches, and in another case forward, like a horn, so that the bird could not touch the ground with its beak. But whether Mr. Herbert Spencer's view of the exudation of nutritive matter due to increased movement and pressure, will fully account for the augmented size of bones, ligaments, and especially of internal glands and nerves, seems doubtful. According to the interesting observations of M. Sedillot,¹⁴ when a portion of one bone of the leg or fore-arm of an animal is removed and is not replaced by growth, the associated bone enlarges till it attains a bulk equal to that of the two bones, of which it has to perform the functions. This is best exhibited in dogs in which the tibia has been removed; the companion bone, which is naturally almost filiform and not one-fifth the size of the other, soon acquires a size equal to or greater than the tibia. Now, it is at first difficult to believe that increased weight acting on a straight bone could, by alternately increased and diminished pressure, cause nutritive matter to exude from the vessels which permeate the periosteum. Nevertheless, the observations adduced by Mr. Spencer,¹⁵ on the strengthening of the bowed bones of rickety children, along their concave sides, leads to the belief that this is possible.

Mr. H. Spencer has also shown that the ascent of the sap in trees is aided by the rocking movement caused by the wind; and the sap strengthens the trunk "in proportion to the stress" to be borne; since the more severe and the more repeated the "strains, the greater must be the exudation from the vessels" into the surrounding tissue, and the greater the thickening of "this tissue by secondary deposits."¹⁶ But woody trunks may be formed of hard tissue without their having been subjected to any movement, as we see with ivy closely attached to old walls. In all these cases, it is very difficult to disentangle the effects of long-continued selection from those consequent on the increased action or movement of the part. Mr. H. Spencer¹⁷ acknowledges this difficulty, and gives as an instance the spines

¹⁴ 'Comptes Rendus,' Sept. 26th, 1864, p. 539.

¹⁵ 'The Principles of Biology,' vol. ii. p. 243.

¹⁶ *Idem*, vol. ii. p. 269. ¹⁷ *Idem*, vol. ii. p. 273.

or thorns of trees, and the shells of nuts. Here we have extremely hard woody tissue without the possibility of any movement to cause exudation, and without, as far as we can see, any other directly exciting cause; and as the hardness of these parts is of manifest service to the plant, we may look at the result as probably due to the selection of so-called spontaneous variations. Every one knows that hard work thickens the epidermis on the hands; and when we hear that with infants long before their birth the epidermis is thicker on the palms and soles of the feet than on any other part of the body, as was observed with admiration by Albinus,¹⁸ we are naturally inclined to attribute this to the inherited effects of long-continued use or pressure. We are tempted to extend the same view even to the hoofs of quadrupeds; but who will pretend to determine how far natural selection may have aided in the formation of structures of such obvious importance to the animal?

That use strengthens the muscles may be seen in the limbs of artisans who follow different trades; and when a muscle is strengthened, the tendons, and the crests of bone to which they are attached, become enlarged; and this must likewise be the case with the blood-vessels and nerves. On the other hand, when a limb is not used, as by Eastern fanatics, or when the nerve supplying it with nervous power is effectually destroyed, the muscles wither. So again, when the eye is destroyed the optic nerve becomes atrophied, sometimes even in the course of a few months.¹⁹ The Proteus is furnished with branchiæ as well as with lungs: and Schreibers²⁰ found that when the animal was compelled to live in deep water the branchiæ were developed to thrice their ordinary size, and the lungs were partially atrophied. When, on the other hand, the animal was compelled to live in shallow water, the lungs became larger and more vascular, whilst the branchiæ disappeared in a more or less complete degree. Such modifications as these are, however, of comparatively little value for us, as we do not actually know that they tend to be inherited.

In many cases there is reason to believe that the lessened use of various organs has affected the corresponding parts in the offspring. But there is no good evidence that this ever follows in the course of a single generation. It appears, as in the case of general or indefinite variability, that several generations must be subjected to changed habits for any appreciable result. Our domestic fowls, ducks, and geese have almost lost, not

¹⁸ Paget, 'Lectures on Pathology,' vol. ii. p. 209.

¹⁹ Müller's 'Phys.,' Eng. transl., pp. 54, 791. Prof. Reed has given ('Physiological and Anat. Researches,'

p. 10) a curious account of the atrophy of the limbs of rabbits after the destruction of the nerve.

²⁰ Quoted by Leecoq, in 'Geograph. Bot.,' tom. i., 1854, p. 182.

only in the individual but in the race, their power of flight; for we do not see a chicken, when frightened, take flight like a young pheasant. Hence I was led carefully to compare the limb-bones of fowls, ducks, pigeons, and rabbits, with the same bones in the wild parent-species. As the measurements and weights were fully given in the earlier chapters, I need here only recapitulate the results. With domestic pigeons, the length of the sternum, the prominence of its crest, the length of the scapulae and furcula, the length of the wings as measured from tip to tip of the radius, are all reduced relatively to the same parts in the wild pigeon. The wing and tail feathers, however, are increased in length, but this may have as little connection with the use of the wings or tail, as the lengthened hair on a dog with the amount of exercise which the breed has habitually taken. The feet of pigeons, except in the long-beaked races, are reduced in size. With fowls the crest of the sternum is less prominent, and is often distorted or monstrous; the wing-bones have become lighter relatively to the leg-bones, and are apparently a little shorter in comparison with those of the parent-form, the *Gallus bankiva*. With ducks, the crest of the sternum is affected in the same manner as in the foregoing cases: the furcula, coracoids, and scapulae are all reduced in weight relatively to the whole skeleton: the bones of the wings are shorter and lighter, and the bones of the legs longer and heavier, relatively to each other, and relatively to the whole skeleton, in comparison with the same bones in the wild-duck. The decreased weight and size of the bones, in the foregoing cases, is probably the indirect result of the reaction of the weakened muscles on the bones. I failed to compare the feathers of the wings of the tame and wild duck; but Gloger²¹ asserts that in the wild duck the tips of the wing-feathers reach almost to the end of the tail, whilst in the domestic duck they often hardly reach to its base. He remarks, also, on the greater thickness of the legs, and says that the swimming membrane between the toes is reduced; but I was not able to detect this latter difference.

With the domesticated rabbit the body, together with the whole skeleton, is generally larger and heavier than in the wild animal, and the leg-bones are heavier in due proportion; but whatever standard of comparison be taken, neither the leg-bones nor the scapulae have increased in length proportionally with the increased dimensions of the rest of the skeleton. The skull has become in a marked manner narrower, and, from the measurements of its capacity formerly given, we may conclude, that this narrowness results from the decreased size of the brain, consequent on the mentally inactive life led by these closely-confined animals.

We have seen in the eighth chapter that silk-moths, which have been kept during many centuries closely confined, emerge from their cocoons with their wings distorted, incapable of flight, often greatly reduced in size, or even, according to Quatrefages, quite rudimentary. This condition of the wings may be largely owing to the same kind of monstrosity which often affects wild Lepidoptera when artificially reared from the cocoon; or it may

²¹ 'Das Abändern der Vögel,' 1833, s. 74.

be in part due to an inherent tendency, which is common to the females of many Bombycidae, to have their wings in a more or less rudimentary state; but part of the effect may probably be attributed to long-continued disuse.

From the foregoing facts there can be no doubt that certain parts of the skeleton in our anciently domesticated animals, have been modified in length and weight by the effects of decreased or increased use; but they have not been modified, as shown in the earlier chapters, in shape or structure. We must, however, be cautious in extending this latter conclusion to animals living a free life; for these will occasionally be exposed during successive generations to the severest competition. With wild animals it would be an advantage in the struggle for life that every superfluous and useless detail of structure should be removed or absorbed; and thus the reduced bones might ultimately become changed in structure. With highly-fed domesticated animals, on the other hand, there is no economy of growth, nor any tendency to the elimination of trifling and superfluous details of structure.

Turning now to more general observations, Nathusius has shown that, with the improved races of the pig, the shortened legs and snout, the form of the articular condyles of the occiput, and the position of the jaws with the upper canine teeth projecting in a most anomalous manner in front of the lower canines, may be attributed to these parts not having been fully exercised. For the highly-cultivated races do not travel in search of food, nor root up the ground with their ringed muzzles. These modifications of structure, which are all strictly inherited, characterise several improved breeds, so that they cannot have been derived from any single domestic or wild stock.²² With respect to cattle, Professor Tanner has remarked that the lungs and liver in the improved breeds "are found to be considerably "reduced in size when compared with those possessed by animals "having perfect liberty;"²³ and the reduction of these organs affects the general shape of the body. The cause of the reduced lungs in highly-bred animals which take little exercise is ob-

²² Nathusius, 'Die Racen des Schweines,' 1860, s. 53, 57; 'Vorstudien . . . Schweineschedel,' 1864, s. 103, 130, 133.

²³ 'Journal of Agriculture of Highland Soc.,' July, 1860, p. 321.

vicious; and perhaps the liver may be affected by the nutritious and artificial food on which they largely subsist.

It is well known that, when an artery is tied, the anastomising branches, from being forced to transmit more blood, increase in diameter; and this increase cannot be accounted for by mere extension, as their coats gain in strength. Mr. Herbert Spencer²⁴ has argued that with plants the flow of sap from the point of supply to the growing part first elongates the cells in this line; and that the cells then become confluent, thus forming the ducts; so that, on this view, the vessels in plants are formed by the mutual reaction of the flowing sap and cellular tissue. Dr. W. Turner has remarked,²⁵ with respect to the branches of arteries, and likewise to a certain extent with nerves, that the great principle of compensation frequently comes into play; for "when two nerves pass to adjacent cutaneous areas, an inverse relation as regards size may subsist between them; a deficiency in one may be supplied by an increase in the other, and thus the area of the former may be trespassed on by the latter nerve." But how far in these cases the difference in size in the nerves and arteries is due to original variation, and how far to increased use or action, is not clear.

In reference to glands, Mr. Paget observes that "when one kidney is destroyed the other often becomes much larger, and does double work."²⁶ If we compare the size of the udders and their power of secretion in cows which have been long domesticated, and in certain goats in which the udders nearly touch the ground, with the size and power of secretion of these organs in wild or half-domesticated animals, the difference is great. A good cow with us daily yields more than five gallons, or forty pints of milk, whilst a first-rate animal, kept, for instance, by the Damaras of South Africa,²⁷ "rarely gives more than two or three pints of milk daily, and, should her calf be taken from her, she absolutely refuses to give any." We may attribute the excellence of our cows, and of certain goats, partly to the continued selection of the best milking animals, and partly to the inherited effects of the increased action, through man's art, of the secreting glands.

It is notorious, as was remarked in the twelfth chapter, that short-sight is inherited; and if we compare watchmakers or engravers with, for instance, sailors, we can hardly doubt that vision continually directed towards a near object permanently affects the structure of the eye.

Veterinarians are unanimous that horses become affected with spavins, splints, ringbones, &c., from being shod, and from travelling on hard roads, and they are almost equally unanimous that these injuries are transmitted. Formerly horses were not shod in North Carolina, and it has been asserted that they did not then suffer from these diseases of the legs and feet.²⁸

²⁴ 'Principles of Biology,' vol. ii. p. 263.

²⁵ 'Natural History Review,' vol. iv., Oct. 1864, p. 617.

²⁶ 'Lectures on Surgical Pathology,' 1853, vol. i. p. 27.

²⁷ Andersson, 'Travels in South

Africa,' p. 318. For analogous cases in South America, see Aug. St. Hilaire, 'Voyage dans le Province de Goyaz,' tom. i. p. 71.

²⁸ Birkell's 'Nat. Hist. of North Carolina,' 1739, p. 53.

Our domesticated quadrupeds are all descended, as far as is known, from species having erect ears; yet few kinds can be named, of which at least one race has not drooping ears. Cats in China, horses in parts of Russia, sheep in Italy and elsewhere, the guinea-pig in Germany, goats and cattle in India, rabbits, pigs, and dogs in all long-civilised countries, have dependent ears. With wild animals, which constantly use their ears like funnels to catch every passing sound, and especially to ascertain the direction whence it comes, there is not, as Mr. Blyth has remarked, any species with drooping ears except the elephant. Hence the incapacity to erect the ears is certainly in some manner the result of domestication; and this incapacity has been attributed by various authors²⁹ to disuse, for animals protected by man are not compelled habitually to use their ears. Col. Hamilton Smith³⁰ states that in ancient effigies of the dog, "with the exception of one Egyptian instance, "no sculpture of the earlier Grecian era produces representations "of hounds with completely drooping ears; those with them half "pendulous are missing in the most ancient; and this character "increases, by degrees, in the works of the Roman period." Godron also has remarked that "the pigs of the ancient Egyptians "had not their ears enlarged and pendent."³¹ But it is remarkable that the drooping of the ears, though probably the effect of disuse, is not accompanied by any decrease in size; on the contrary, when we remember that animals so different as fancy rabbits, certain Indian breeds of the goat, our petted spaniels, bloodhounds, and other dogs, have enormously elongated ears, it would appear as if disuse actually caused an increase in length. With rabbits, the drooping of the much elongated ears has affected even the structure of the skull.

The tail of no wild animal, as remarked to me by Mr. Blyth, is curled; whereas pigs and some races of dogs have their tails much curled. This deformity, therefore, appears to be the result of domestication, but whether in any way connected with the lessened use of the tail is doubtful.

²⁹ Livingstone, quoted by Youatt on Sheep, p. 142. Hodgson, in 'Journal of Asiatic Soc. of Bengal,' vol. xvi., 1847, p. 1066, &c. &c.

³⁰ 'Naturalist Library,' Dogs, vol. ii. 1840, p. 104.

³¹ 'De l'Espèce,' tom. i., 1859, p. 367.

The epidermis on our hands is easily thickened, as every one knows, by hard work. In a district of Ceylon the sheep have "horny callosities that defend their knees, and which arise from their habit of kneeling down to crop the short herbage, and this distinguishes the Jaffna flocks from those of other portions of the island;" but it is not stated whether this peculiarity is inherited.²²

The mucous membrane which lines the stomach is continuous with the external skin of the body; therefore it is not surprising that its texture should be affected by the nature of the food consumed, but other and more interesting changes likewise follow. Hunter long ago observed that the muscular coat of the stomach of a gull (*Larus tridactylus*) which had been fed for a year chiefly on grain was thickened; and, according to Dr. Edmondston, a similar change periodically occurs in the Shetland Islands in the stomach of the *Larus argentatus*, which in the spring frequents the corn-fields and feeds on the seed. The same careful observer has noticed a great change in the stomach of a raven which had been long fed on vegetable food. In the case of an owl (*Strix grallaria*) similarly treated, Menetries states that the form of the stomach was changed, the inner coat became leathery, and the liver increased in size. Whether these modifications in the digestive organs would in the course of generations become inherited is not known.²³

The increased or diminished length of the intestines, which apparently results from changed diet, is a more remarkable case, because it is characteristic of certain animals in their domesticated condition, and therefore must be inherited. The complex absorbent system, the blood-vessels, nerves, and muscles, are necessarily all modified together with the intestines. According to Daubenton, the intestines of the domestic cat are one-third longer than those of the wild cat of Europe; and although this species is not the parent-stock of the domestic animal, yet, as Isidore Geoffroy has remarked, the several species

²² 'Ceylon,' by Sir J. E. Tennent, 1859, vol. ii. p. 531.

²³ For the foregoing statements, see Hunter's 'Essays and Observations,' 1861, vol. ii. p. 329; Dr. Edmondston,

as quoted in Macgillivray's 'British Birds,' vol. v. p. 550; Menetries, as quoted in Bronn's 'Geschichte der Natur,' B. ii. s. 110.

of cats are so closely allied that the comparison is probably a fair one. The increased length appears to be due to the domestic cat being less strictly carnivorous in its diet than any wild feline species; I have seen a French kitten eating vegetables as readily as meat. According to Cuvier, the intestines of the domesticated pig exceed greatly in proportionate length those of the wild boar. In the tame and wild rabbit the change is of an opposite nature, and probably results from the nutritious food given to the tame rabbit.³⁴

Changed Habits of Life, independently of the Use or Disuse of particular Organs.—This subject, as far as the mental powers of animals are concerned, so blends into instinct, on which I shall treat in a future work, that I will here only remind the reader of the many cases which occur under domestication, and which are familiar to every one—for instance the tameness of our animals—the pointing or retrieving of dogs—their not attacking the smaller animals kept by man—and so forth. How much of these changes ought to be attributed to inherited habit, and how much to the selection of individuals which have varied in the desired manner, irrespectively of the special circumstances under which they have been kept, can seldom be told. We have already seen that animals may be habituated to a changed diet; but a few additional instances may here be given.

In the Polynesian Islands and in China the dog is fed exclusively on vegetable matter, and the taste for this kind of food is to a certain extent inherited.³⁵ Our sporting dogs will not touch the bones of game birds, whilst other dogs devour them with greediness. In some parts of the world sheep have been largely fed on fish. The domestic hog is fond of barley, the wild boar is said to disdain it; and the disdain is partially inherited, for some young wild pigs bred in captivity showed an aversion for this grain, whilst others of the same brood relished it.³⁶ One of my relations bred some young pigs from

³⁴ These statements on the intestines are taken from Isidore Geoffroy St. Hilaire, 'Hist. Nat. Gén.,' tom. iii. pp. 427, 441.

³⁵ Gilbert White, 'Nat. Hist. Sel-

bourne,' 1825, vol. ii. p. 121.

³⁶ Bardach, 'Traité de Phys.,' tom. ii. p. 267, as quoted by Dr. P. Lucas, 'L'Héréd. Nat.,' tom. i. p. 388.

a Chinese sow by a wild Alpine bear; they lived free in the park, and were so tame that they came to the house to be fed; but they would not touch swill, which was devoured by the other pigs. An animal when once accustomed to an unnatural diet, which can generally be effected only during youth, dislikes its proper food, as Spallanzani found to be the case with a pigeon which had been long fed on meat. Individuals of the same species take to new food with different degrees of readiness; one horse, it is stated, soon learned to eat meat, whilst another would have perished from hunger rather than have partaken of it.²⁷

The caterpillars of the *Bombyx hesperus* feed in a state of nature on the leaves of the *Café diable*, but, after having been reared on the *Ailanthus*, they would not touch the *Café diable*, and actually died of hunger.²⁸

It has been found possible to accustom marine fish to live in fresh water; but as such changes in fish, and other marine animals, have been chiefly observed in a state of nature, they do not properly belong to our present subject. The period of gestation and of maturity, as shown in the earlier chapters,—the season and the frequency of the act of breeding,—have all been greatly modified under domestication. With the Egyptian goose the rate of change in the season has been recorded.²⁹ The wild drake pairs with one female, the domestic drake is polygamous. Certain breeds of fowls have lost the habit of incubation. The paces of the horse, and the manner of flight in certain breeds of the pigeon, have been modified, and are inherited. The voice differs much in certain fowls and pigeons. Some breeds are clamorous and others silent, as in the Call and common duck, or in the Spitz and pointer dog. Every one knows how dogs differ from each other in their manner of hunting, and in their ardour after different kinds of game or vermin.

With plants the period of vegetation is easily changed and is inherited, as in the case of summer and winter wheat, barley,

²⁷ This and several other cases are given by Colin, 'Physiologie Comp. des Animaux Dom.,' 1854, tom. i. p. 426.

²⁸ M. Michely de Cayenne, in 'Bull.

Soc. d'Acclimat.,' tom. viii., 1861, p. 563.

²⁹ Quatrefages, 'Unité de l'Espèce Humaine,' 1861, p. 79.

and vetches; but to this subject we shall immediately return under acclimatisation. Annual plants sometimes become perennial under a new climate, as I hear from Dr. Hooker is the case with the stock and mignonette in Tasmania. On the other hand, perennials sometimes become annuals, as with the *Ricinus* in England, and as, according to Captain Mangles, with many varieties of the heartsease. Von Berg⁴⁰ raised from seed of *Verbascum phoenicium*, which is usually a biennial, both annual and perennial varieties. Some deciduous bushes become evergreen in hot countries.⁴¹ Rice requires much water, but there is one variety in India which can be grown without irrigation.⁴² Certain varieties of the oat and of our other cereals are best fitted for certain soils.⁴³ Endless similar facts could be given in the animal and vegetable kingdoms. They are noticed here because they illustrate analogous differences in closely allied natural species, and because such changed habits of life, whether due to use and disuse, or to the direct action of external conditions, or to so-called spontaneous variation, would be apt to lead to modifications of structure.

Acclimatisation.—From the previous remarks we are naturally led to the much disputed subject of acclimatisation. There are two distinct questions: Do varieties descended from the same species differ in their power of living under different climates? And secondly, if they so differ, how have they become thus adapted? We have seen that European dogs do not succeed well in India, and it is asserted,⁴⁴ that no one has succeeded in there keeping the Newfoundland long alive; but then it may be argued, probably with truth, that these northern breeds are specifically distinct from the native dogs which flourish in India. The same remark may be made with respect to different breeds of sheep, of which, according to Youatt,⁴⁵ not one brought “from a torrid climate lasts out the second year,” in the Zoological Gardens. But sheep are capable of some degree of acclimatisation, for Merino sheep bred at the Cape of Good Hope have been found

⁴⁰ ‘*Flora*,’ 1835, B. ii. p. 504.

⁴¹ Alph. De Candolle, ‘*Géograph. Bot.*,’ tom. ii. p. 1078.

⁴² Royle, ‘*Illustrations of the Botany of the Himalaya*,’ p. 19.

⁴³ ‘*Gardener’s Chronicle*,’ 1850, pp. 204, 219.

⁴⁴ Rev. R. Everest, ‘*Journal As. Soc. of Bengal*,’ vol. iii. p. 19.

⁴⁵ Youatt on Sheep, 1838, p. 491.

far better adapted for India than those imported from England.⁴⁶ It is almost certain that the breeds of the fowl are descended from the same species; but the Spanish breed, which there is good reason to believe originated near the Mediterranean,⁴⁷ though so fine and vigorous in England, suffers more from frost than any other breed. The Arrindy silk-moth introduced from Bengal, and the Ailanthus moth from the temperate province of Shan Tung, in China, belong to the same species, as we may infer from their identity in the caterpillar, cocoon, and mature states;⁴⁸ yet they differ much in constitution: the Indian form "will flourish only in warm latitudes," the other is quite hardy and withstands cold and rain.

Plants are more strictly adapted to climate than are animals. The latter when domesticated withstand such great diversities of climate, that we find nearly the same species in tropical and temperate countries; whilst the cultivated plants are widely dissimilar. Hence a larger field is open for inquiry in regard to the acclimatisation of plants than of animals. It is no exaggeration to say that with almost every plant which has long been cultivated varieties exist, which are endowed with constitutions fitted for very different climates; I will select only a few of the more striking cases, as it would be tedious to give all. In North America numerous fruit-trees have been raised, and in horticultural publications,—for instance, in Downing,—lists are given of the varieties which are best able to withstand the severe climate of the northern States and Canada. Many American varieties of the pear, plum, and peach are excellent in their own country, but until recently hardly one was known that succeeded in England; and with apples,⁴⁹ not one succeeds. Though the American varieties can withstand a severer winter than ours, the summer here is not hot enough. Fruit-trees have originated in Europe as in America with different constitutions, but they are not here much noticed, as the same nurserymen do not supply a wide area. The Forelle pear flowers early, and when the flowers have just set, and this is the critical period, they have been observed, both in France and England, to withstand with complete impunity a frost of 18° and even 14° Fahr. which killed the flowers, whether fully expanded or in bud, of all other kinds of pears.⁵⁰ This power in the flower of resisting cold and afterwards producing fruit does not invariably depend, as we know on good authority,⁵¹ on general constitutional vigour.

⁴⁶ Royle, 'Prod. Resources of India,' p. 153.

⁴⁷ Tegetmeier, 'Poultry Book,' 1866, p. 102.

⁴⁸ Dr. B. Paterson, in a paper communicated to Bot. Soc. of Canada, quoted in the 'Reader,' 1863. Nov. 13th.

⁴⁹ See remarks by Editor in 'Gard. Chronicle,' 1848, p. 5.

⁵⁰ 'Gard. Chronicle,' 1860, p. 938. Remarks by Editor and quotation from Decaisne.

⁵¹ J. de Jonghe, of Brussels, in 'Gard. Chronicle,' 1857, p. 612.

In proceeding northward, the number of varieties which are enabled to resist the climate rapidly decreases, as may be seen in the list of the varieties of the cherry, apple, and pear, which can be cultivated in the neighbourhood of Stockholm.⁵² Near Moscow, Prince Troubetzkoy planted for experiment in the open ground several varieties of the pear, but one alone, the *Poire sans Pepins*, withstood the cold of winter.⁵³ We thus see that our fruit-trees, like distinct species of the same genus, certainly differ from each other in their constitutional adaptation to different climates.

With the varieties of many plants, the adaptation to climate is often very close. Thus it has been proved by repeated trials "that few if any of the English varieties of wheat are adapted for cultivation in Scotland;"⁵⁴ but the failure in this case is at first only in the quantity, though ultimately in the quality, of the grain produced. The Rev. J. M. Berkeley sowed wheat-seed from India, and got "the most meagre ears," on land which would certainly have yielded a good crop from English wheat.⁵⁵ In these cases varieties have been carried from a warmer to a cooler climate; in the reverse case, as "when wheat was imported directly from France into the West Indian Islands, it produced either wholly barren spikes or furnished with only two or three miserable seeds, while West Indian seed by its side yielded an enormous harvest."⁵⁶ Here is another case of close adaptation to a slightly cooler climate; a kind of wheat which in England may be used indifferently either as a winter or summer variety, when sown under the warmer climate of Grignon, in France, behaved exactly as if it had been a true winter wheat.⁵⁷

Botanists believe that all the varieties of maize belong to the same species; and we have seen that in North America, in proceeding northward, the varieties cultivated in each zone produce their flowers and ripen their seed within shorter and shorter periods. So that the tall, slowly maturing southern varieties do not succeed in New England, and the New English varieties do not succeed in Canada. I have not met with any statement that the southern varieties are actually injured or killed by a degree of cold which the northern varieties withstand with impunity, though this is probable; but the production of early flowering and early seeding varieties deserves to be considered as one form of acclimatisation. Hence it has been found possible, according to Kalm, to cultivate maize further and further northwards in America. In Europe, also, as we learn from the evidence given by Alph. De Candolle, the culture of maize has extended since the end of the last century thirty leagues north of its former boundary.⁵⁸ On the authority of the great Linnæus,⁵⁹ I may quote an

⁵² Ch. Martins, 'Voyage Bot. Côtes Sept. de la Norvège,' p. 26.

⁵³ 'Journal de l'Acad. Hort. de Gand,' quoted in 'Gard. Chron.,' 1859, p. 7.

⁵⁴ 'Gard. Chronicle,' 1851, p. 396.

⁵⁵ *Idem.*, 1862, p. 235.

⁵⁶ On the authority of Labat, quoted in 'Gard. Chron.,' 1862, p. 235.

⁵⁷ MM. Edwards and Colin, 'Annal. des Sc. Nat.,' 2nd series, Bot., tom. v. p. 22.

⁵⁸ 'Géograph. Bot.,' p. 337.

⁵⁹ 'Swedish Acts,' Eng. transl., 1739-40, vol. i. Kalm, in his 'Travels,' vol. ii. p. 166, gives an analogous case with cotton-plants raised in New Jersey from Carolina seed.

analogous case, namely, that in Sweden tobacco raised from home-grown seed ripens its seed a month sooner and is less liable to miscarry than plants raised from foreign seed.

With the Vine, differently from the maize, the line of practical culture has retreated a little southward since the middle ages;⁶⁰ but this seems due to commerce, including that of wine, being now freer or more easy. Nevertheless the fact of the vine not having spread northward shows that acclimatisation has made no progress during several centuries. There is, however, a marked difference in the constitution of the several varieties,—some being hardy, whilst others, like the muscat of Alexandria, require a very high temperature to come to perfection. According to Labat,⁶¹ vines taken from France to the West Indies succeed with extreme difficulty, whilst those imported from Madeira, or the Canary Islands, thrive admirably.

Gallesio gives a curious account of the naturalisation of the Orange in Italy. During many centuries the sweet orange was propagated exclusively by grafts, and so often suffered from frosts that it required protection. After the severe frost of 1709, and more especially after that of 1763, so many trees were destroyed that seedlings from the sweet orange were raised, and, to the surprise of the inhabitants, their fruit was found to be sweet. The trees thus raised were larger, more productive, and hardier than the former kinds; and seedlings are now continually raised. Hence Gallesio concludes that much more was effected for the naturalisation of the orange in Italy by the accidental production of new kinds during a period of about sixty years, than had been effected by grafting old varieties during many ages.⁶² I may add that Risso⁶³ describes some Portuguese varieties of the orange as extremely sensitive to cold, and as much tenderer than certain other varieties.

The peach was known to Theophrastus, 322 B.C.⁶⁴ According to the authorities quoted by Dr. F. Rolle,⁶⁵ it was tender when first introduced into Greece, and even in the island of Rhodes only occasionally bore fruit. If this be correct, the peach, in spreading during the last two thousand years over the middle parts of Europe, must have become much hardier. At the present day different varieties differ much in hardiness: some French varieties will not succeed in England; and near Paris, the *Pavie de Bonneuil* does not ripen its fruit till very late, even when grown on a wall; "it is, therefore, only fit for a very hot southern climate."⁶⁶

I will briefly give a few other cases. A variety of *Magnolia grandiflora*, raised by M. Roy, withstands cold several degrees lower than that which any other variety can resist. With camellias there is much difference in hardiness. One particular variety of Noisette rose withstood the severe frost of 1860 "untouched and hale amidst a universal destruction of other

⁶⁰ De Candolle, 'Géograph. Bot.,' p. 339.

⁶¹ 'Gard. Chronicle,' 1862, p. 235.

⁶² Gallesio, 'Teoria della Riproduzione Veg.,' 1816, p. 125; and 'Traité du Citrus,' 1811, p. 359.

⁶³ 'Essai sur l'Hist. des Orangers,'

1813, p. 20, &c.

⁶⁴ Alph. De Candolle, 'Géograph. Bot.,' p. 882.

⁶⁵ 'Ch. Darwin's Lehre von der Entstehung,' &c., 1862, s. 87.

⁶⁶ Decaisne, quoted in 'Gard. Chronicle,' 1865, p. 271.

"Noisettes." In New York the "Irish yew is quite hardy, but the common yew is liable to be cut down." I may add that there are varieties of the sweet potato (*Conevdeulus batatas*) which are suited for warmer, as well as for colder, climates.⁶⁷

The plants as yet mentioned have been found capable of resisting an unusual degree of cold or heat, when fully grown. The following cases refer to plants whilst young. In a large bed of young *Araucarias* of the same age, growing close together and equally exposed, it was observed,⁶⁸ after the unusually severe winter of 1860-61, that, "in the midst of the dying, numerous individuals remained on which the frost had absolutely made no kind of impression." Dr. Lindley, after alluding to this and other similar cases, remarks, "Among the lessons which the late formidable winter has taught us, is that, even in their power of resisting cold, individuals of the same species of plants are remarkably different." Near Salisbury, there was a sharp frost on the night of May 24th, 1836, and all the French beans (*Phaseolus vulgaris*) in a bed were killed except about one in thirty, which completely escaped.⁶⁹ On the same day of the month, but in the year 1864, there was a severe frost in Kent, and two rows of scarlet-runners (*P. multiflorus*) in my garden, containing 390 plants of the same age and equally exposed, were all blackened and killed except about a dozen plants. In an adjoining row of "Fulmer's dwarf bean" (*P. vulgaris*), one single plant escaped. A still more severe frost occurred four days afterwards, and of the dozen plants which had previously escaped only three survived; these were not taller or more vigorous than the other young plants, but they escaped completely, with not even the tips of their leaves browned. It was impossible to behold these three plants, with their blackened, withered, and dead brethren all round them, and not see at a glance that they differed widely in constitutional power of resisting frost.

This work is not the proper place to show that wild plants

⁶⁷ For the magnolia, see Loudon's 'Gard. Mag.,' vol. xiii., 1837, p. 21. For camellias and roses, see 'Gard. Chron.,' 1860, p. 384. For the yew, 'Journal of Hort.,' March 3rd, 1863, p. 174. For sweet potatoes, see Col.

von Siebold, in 'Gard. Chron.,' 1855, p. 822.

⁶⁸ The Editor, 'Gard. Chron.,' 1861, p. 239.

⁶⁹ Loudon's 'Gard. Mag.,' vol. xii., 1836, p. 378.

of the same species, naturally growing at different altitudes or under different latitudes, become to a certain extent acclimatised, as is proved by the different behaviour of their seedlings when raised in England. In my 'Origin of Species' I have alluded to some cases, and I could add others. One instance must suffice: Mr. Grigor, of Forres,⁷⁰ states that seedlings of the Scotch fir (*Pinus sylvestris*), raised from seed from the Continent and from the forests of Scotland, differ much. "The difference is perceptible in one-year-old, and more " so in two-year-old seedlings; but the effects of the winter on " the second year's growth almost uniformly makes those from " the Continent quite brown, and so damaged, that by the month " of March they are quite unsaleable, while the plants from the " native Scotch pine, under the same treatment, and standing " alongside, although considerably shorter, are rather stouter and " quite green, so that the beds of the one can be known from the " other when seen from the distance of a mile." Closely similar facts have been observed with seedling larches.

Hardy varieties would alone be valued or noticed in Europe; whilst tender varieties, requiring more warmth, would generally be neglected; but such occasionally arise. Thus Loudon⁷¹ describes a Cornish variety of the elm which is almost an evergreen, and of which the shoots are often killed by the autumnal frosts, so that its timber is of little value. Horticulturists know that some varieties are much more tender than others: thus all the varieties of the broccoli are more tender than cabbages; but there is much difference in this respect in the sub-varieties of the broccoli; the pink and purple kinds are a little hardier than the white Cape broccoli, " but they are not to be depended on after the thermometer " falls below 24° Fahr.:" the Walcheren broccoli is less tender than the Cape, and there are several varieties which will stand much severer cold than the Walcheren.⁷² Cauliflowers seed more freely in India than cabbages.⁷³ To give one instance with flowers: eleven plants raised from a hollyhock, called the *Queen of the Whites*,⁷⁴ were found to be much more tender than various other seedlings. It may be presumed that all tender varieties would succeed better under a climate warmer than ours. With fruit-trees, it is well known that certain varieties, for instance of the peach, stand forcing in a hot-house better than others; and this shows

⁷⁰ 'Gardener's Chron.,' 1865, p. 699.

⁷¹ 'Arboretum et Fruticetum,' vol. iii. p. 1376.

⁷² Mr. Robson, in 'Journal of Horticulture,' 1861, p. 23.

⁷³ Dr. Bonavia, 'Report of the Agri-Hort. Soc. of Oudh,' 1866.

⁷⁴ 'Cottage Gardener,' 1860, April, 24th, p. 57.

either pliability of organisation or some constitutional difference. The same individual cherry-tree, when forced, has been observed during successive years gradually to change its period of vegetation.⁷⁵ Few pelargoniums can resist the heat of a stove, but *Alba multiflora* will, as a most skilful gardener asserts, "stand pine-apple top and bottom heat the whole winter, without looking any more drawn than if it had stood in a common greenhouse; and *Blanche Fleur* seems as if it had been made on purpose for growing in winter, like many bulbs, and to rest all summer."⁷⁶ There can hardly be a doubt that the *Alba multiflora* pelargonium must have a widely different constitution from that of most other varieties of this plant; it would probably withstand even an equatorial climate.

We have seen that according to Labat the vine and wheat require acclimatisation in order to succeed in the West Indies. Similar facts have been observed at Madras: "two parcels of mignonette-seed, one direct from Europe, the other saved at Bangalore (of which the mean temperature is much below that of Madras) were sown at the same time: they both vegetated equally favourably, but the former all died off a few days after they appeared above ground; the latter still survive, and are vigorous healthy plants." So again, "turnip and carrot seed saved at Hyderabad are found to answer better at Madras than seed from Europe or from the Cape of Good Hope."⁷⁷ Mr. J. Scott, of the Calcutta Botanic Gardens, informs me that seeds of the sweet-pea (*Lathyrus odoratus*) imported from England produce plants, with thick, rigid stems and small leaves, which rarely blossom and never yield seed; plants raised from French seed blossom sparingly, but all the flowers are sterile; on the other hand, plants raised from sweet-peas grown near Darjeeling in Upper India, but originally derived from England, can be successfully cultivated on the plains of India; for they flower and seed profusely, and their stems are lax and scandent. In some of the foregoing cases, as Dr. Hooker has remarked to me, the greater success may perhaps be attributed to the seeds having been more fully ripened under a more favourable climate; but this view can hardly be extended to so many cases, including plants, which, from being cultivated under a climate hotter than their native one, become fitted for a still hotter climate. We may therefore safely conclude that plants can to a certain extent become accustomed to a climate either hotter or colder than their own; although these latter cases have been more frequently observed.

We will now consider the means by which acclimatisation may be effected, namely, through the spontaneous appearance of varieties having a different constitution, and through the effects of use or habit. In regard to the first process, there is no evidence that a change in the constitution of the off-

⁷⁵ 'Gardener's Chronicle,' 1841, p. 291.

⁷⁶ Mr. Beaton, in 'Cottage Gardener,' March 20th, 1830, p. 377. Queen Mab

will also stand stove heat, see 'Gard. Chronicle,' 1845, p. 226.

⁷⁷ 'Gardener's Chronicle,' 1811, p. 439.

spring necessarily stands in any direct relation with the nature of the climate inhabited by the parents. On the contrary, it is certain that hardy and tender varieties of the same species appear in the same country. New varieties thus spontaneously arising become fitted to slightly different climates in two different ways; firstly, they may have the power, either as seedlings or when full-grown, of resisting intense cold, as with the Moscow pear, or of resisting intense heat, as with some kinds of Pelargonium, or the flowers may withstand severe frost, as with the Forelle pear. Secondly, plants may become adapted to climates widely different from their own, from flowering and fruiting either earlier or later in the season. In both these cases the power of acclimatisation by man consists simply in the selection and preservation of new varieties. But without any direct intention on his part of securing a hardier variety, acclimatisation may be unconsciously effected by merely raising tender plants from seed, and by occasionally attempting their cultivation further and further northwards, as in the case of maize, the orange, and the peach.

How much influence ought to be attributed to inherited habit or custom in the acclimatisation of animals and plants is a much more difficult question. In many cases natural selection can hardly have failed to have come into play and complicated the result. It is notorious that mountain sheep resist severe weather and storms of snow which would destroy lowland breeds; but then mountain sheep have been thus exposed from time immemorial, and all delicate individuals will have been destroyed, and the hardiest preserved. So with the Arrindy silk-moths of China and India; who can tell how far natural selection may have taken a share in the formation of the two races, which are now fitted for such widely different climates? It seems at first probable that the many fruit-trees, which are so well fitted for the hot summers and cold winters of North America, in contrast with their poor success under our climate, have become adapted through habit; but when we reflect on the multitude of seedlings annually raised in that country, and that none would succeed unless born with a fitting constitution, it is possible that mere habit may have done nothing towards their acclimatisation. On the other hand, when we

hear that Merino sheep, bred during no great number of generations at the Cape of Good Hope—that some European plants raised during only a few generations in the cooler parts of India, withstand the hotter parts of that country much better than the sheep or seeds imported directly from England, we must attribute some influence to habit. We are led to the same conclusion when we hear from Naudin⁷⁸ that the races of melons, squashes, and gourds, which have long been cultivated in Northern Europe, are comparatively more precocious, and need much less heat for maturing their fruit, than the varieties of the same species recently brought from tropical regions. In the reciprocal conversion of summer and winter wheat, barley, and vetches into each other, habit produces a marked effect in the course of a very few generations. The same thing apparently occurs with the varieties of maize, which, when carried from the Southern to the Northern States of America, or into Germany, soon become accustomed to their new homes. With vine-plants taken to the West Indies from Madeira, which are said to succeed better than plants brought directly from France, we have some degree of acclimatisation in the individual, independently of the production of new varieties by seed.

The common experience of agriculturists is of some value, and they often advise persons to be cautious in trying in one country the productions of another. The ancient agricultural writers of China recommend the preservation and cultivation of the varieties peculiar to each country. During the classical period, Columella wrote, "*Vernaculum pecus peregrino longe præstantius est.*"⁷⁹

I am aware that the attempt to acclimatise either animals or plants has been called a vain chimæra. No doubt the attempt in most cases deserves to be thus called, if made independently of the production of new varieties endowed with a different constitution. Habit, however much prolonged, rarely produces any effect on a plant propagated by buds; it apparently acts only through successive seminal generations.

⁷⁸ Quoted by Asa Gray, in 'Am. Journ. of Sci.,' 2nd series, Jan. 1865, p. 106.

Chinois,' tom. xi., 1786, p. 60. Columella is quoted by Carlier, in 'Journal de Physique,' tom. xxiv. 1784.

⁷⁹ For China, see 'Mémoire sur les

The laurel, bay, laurestinus, &c., and the Jerusalem artichoke, which are propagated by cuttings or tubers, are probably now as tender in England as when first introduced; and this appears to be the case with the potato, which until recently was seldom multiplied by seed. With plants propagated by seed, and with animals, there will be little or no acclimatisation unless the hardier individuals are either intentionally or unconsciously preserved. The kidney-bean has often been advanced as an instance of a plant which has not become hardier since its first introduction into Britain. We hear, however, on excellent authority,²⁹ that some very fine seed, imported from abroad, produced plants "which blossomed most profusely, but were "nearly all but abortive, whilst plants grown alongside from "English seed podded abundantly;" and this apparently shows some degree of acclimatisation in our English plants. We have also seen that seedlings of the kidney-bean occasionally appear with a marked power of resisting frost; but no one, as far as I can hear, has ever separated such hardy seedlings, so as to prevent accidental crossing, and then gathered their seed, and repeated the process year after year. It may, however, be objected with truth that natural selection ought to have had a decided effect on the hardiness of our kidney-beans; for the tenderest individuals must have been killed during every severe spring, and the hardier preserved. But it should be borne in mind that the result of increased hardiness would simply be that gardeners, who are always anxious for as early a crop as possible, would sow their seed a few days earlier than formerly. Now, as the period of sowing depends much on the soil and elevation of each district, and varies with the season; and as new varieties have often been imported from abroad, can we feel sure that our kidney-beans are not somewhat hardier? I have not been able, by searching old horticultural works, to answer this question satisfactorily.

On the whole the facts now given show that, though habit does something towards acclimatisation, yet that the spontaneous appearance of constitutionally different individuals is a far more effective agent. As no single instance has been recorded, either with animals or plants, of hardier individuals

²⁹ Messrs. Hardy and Son, in 'Gard. Chronicle,' 1856, p. 589.

having been long and steadily selected, though such selection is admitted to be indispensable for the improvement of any other character, it is not surprising that man has done little in the acclimatisation of domesticated animals and cultivated plants. We need not, however, doubt that under nature new races and new species would become adapted to widely different climates, by spontaneous variation, aided by habit, and regulated by natural selection.

Arrests of Development: Rudimentary and Aborted Organs.

These subjects are here introduced because there is reason to believe that rudimentary organs are in many cases the result of disuse. Modifications of structure from arrested development, so great or so serious as to deserve to be called monstrosities, are of common occurrence, but, as they differ much from any normal structure, they require here only a passing notice. When a part or organ is arrested during its embryonic growth, a rudiment is generally left. Thus the whole head may be represented by a soft nipple-like projection, and the limbs by mere papillæ. These rudiments of limbs are sometimes inherited, as has been observed in a dog.⁸¹

Many lesser anomalies in our domesticated animals appear to be due to arrested development. What the cause of the arrest may be, we seldom know, except in the case of direct injury to the embryo within the egg or womb. That the cause does not generally act at a very early embryonic period we may infer from the affected organ seldom being wholly aborted, — a rudiment being generally preserved. The external ears are represented by mere vestiges in a Chinese breed of sheep; and in another breed, the tail is reduced "to a little button, suffocated, in a manner, by fat."⁸² In tailless dogs and cats a stump is left; but I do not know whether it includes at an early embryonic age rudiments of all the caudal vertebrae. In certain breeds of fowls the comb and wattles are reduced to rudiments; in the Cochín-China breed scarcely more than rudiments of spurs exist. With polled Suffolk cattle, "rudiments of horns can often be felt "at an early age;"⁸³ and with species in a state of nature, the relatively greater development of rudimentary organs at an early period of life is highly characteristic of such organs. With hornless breeds of cattle and sheep, another and singular kind of rudiment has been observed, namely, minute dangling horns attached to the skin alone, and which are often shed and grow again. With hornless goats, according to Desmarest,⁸⁴

⁸¹ Isid. Geoffroy St. Hilaire, 'Hist. Nat. des Anomalies,' 1836, tom. ii. pp. 210, 223, 224, 395; 'Philosoph. Transact.,' 1775, p. 313.

⁸² Pallas, quoted by Youatt on Sheep, p. 25.

⁸³ Youatt on Cattle, 1834, p. 174.

⁸⁴ 'Encyclop. Méthod.,' 1820, p. 483: see p. 500, on the Indian zebu casting its horns. Similar cases in European cattle were given in the third chapter.

the bony protuberances which properly support the horns exist as mere rudiments.

With cultivated plants it is far from rare to find the petals, stamens, and pistils represented by rudiments, like those observed in natural species. So it is with the whole seed in many fruits; thus near Astrakhan there is a grape with mere traces of seeds, "so small and lying so near the stalk that they are not perceived in eating the grape."⁸⁵ In certain varieties of the gourd, the tendrils, according to Naudin, are represented by rudiments or by various monstrous growths. In the broccoli and cauliflower the greater number of the flowers are incapable of expansion, and include rudimentary organs. In the Feather hyacinth (*Muscari comosum*) the upper and central flowers are brightly coloured but rudimentary; under cultivation the tendency to abortion travels downwards and outwards, and all the flowers become rudimentary; but the abortive stamens and pistils are not so small in the lower as in the upper flowers. In the *Viburnum opulus*, on the other hand, the outer flowers naturally have their organs of fructification in a rudimentary state, and the corolla is of large size; under cultivation, the change spreads to the centre, and all the flowers become affected; thus the well-known Snow-ball bush is produced. In the Compositæ, the so-called doubling of the flowers consists in the greater development of the corolla of the central florets, generally accompanied with some degree of sterility; and it has been observed⁸⁶ that the progressive doubling invariably spreads from the circumference to the centre,—that is, from the ray florets, which so often include rudimentary organs, to those of the disc. I may add, as bearing on this subject, that, with Asters, seeds taken from the florets of the circumference have been found to yield the greatest number of double flowers.⁸⁷ In these several cases we have a natural tendency in certain parts to become rudimentary, and this under culture spreads either to, or from, the axis of the plant. It deserves notice, as showing how the same laws govern the changes which natural species and artificial varieties undergo, that in a series of species in the genus *Carthamus*, one of the Composite, a tendency in the seeds to the abortion of the pappus may be traced extending from the circumference to the centre of the disc: thus, according to A. de Jussieu,⁸⁸ the abortion is only partial in *Carthamus creticus*, but more extended in *C. lanatus*; for in this species two or three alone of the central seeds are furnished with a pappus, the surrounding seeds being either quite naked or furnished with a few hairs; and lastly, in *C. tinctorius*, even the central seeds are destitute of pappus, and the abortion is complete.

With animals and plants under domestication, when an organ disappears, leaving only a rudiment, the loss has generally been sudden, as with hornless and tailless breeds; and such cases may be ranked as inherited monstrosities. But in some few cases the loss has been gradual, and

⁸⁵ Pallas, 'Travels,' Eng. transl., vol. i. p. 243.

⁸⁶ Mr. Beaton, in 'Journal of Horticulture,' May 21, 1861, p. 133.

⁸⁷ Lecoq, 'De la Fécondation,' 1862, p. 233.

⁸⁸ 'Annales du Muséum,' tom. vi. p. 319.

has been partly effected by selection, as with the rudimentary combs and wattles of certain fowls. We have also seen that the wings of some domesticated birds have been slightly reduced by disuse, and the great reduction of the wings in certain silk-moths, with mere rudiments left, has probably been aided by disuse.

With species in a state of nature, rudimentary organs are so extremely common that scarcely one can be named which is wholly free from a blemish of this nature. Such organs are generally variable, as several naturalists have observed; for, being useless, they are not regulated by natural selection, and they are more or less liable to reversion. The same rule certainly holds good with parts which have become rudimentary under domestication. We do not know through what steps under nature rudimentary organs have passed in being reduced to their present condition; but we so incessantly see in species of the same group the finest gradations between an organ in a rudimentary and perfect state, that we are led to believe that the passage must have been extremely gradual. It may be doubted whether a change of structure so abrupt as the sudden loss of an organ would ever be of service to a species in a state of nature; for the conditions to which all organisms are closely adapted usually change very slowly. Even if an organ did suddenly disappear in some one individual by an arrest of development, intercrossing with the other individuals of the same species would cause it to reappear in a more or less perfect manner, so that its final reduction could only be effected by the slow process of continued disuse or natural selection. It is much more probable that, from changed habits of life, organs first become of less and less use, and ultimately superfluous; or their place may be supplied by some other organ; and then disuse, acting on the offspring through inheritance at corresponding periods of life, would go on reducing the organ; but as most organs could be of no use at an early embryonic period, they would not be affected by disuse; consequently they would be preserved at this stage of growth, and would remain as rudiments. In addition to the effects of disuse, the principle of economy of growth, already alluded to in this chapter, would lead to the still further reduction of all superfluous parts. With respect to the final and total suppression or abortion of any organ, another and distinct principle, which will be discussed in the chapter on pangenesis, probably takes a share in the work.

With animals and plants reared by man there is no severe or recurrent struggle for existence, and the principle of economy will not come into action. So far, indeed, is this from being the case, that in some instances organs, which are naturally rudimentary in the parent-species, become partially redeveloped in the domesticated descendants. Thus cows, like most other ruminants, properly have four active and two rudimentary mammae; but in our domesticated animals, the latter occasionally become considerably developed and yield milk. The atrophied mammae, which, in male domesticated animals, including man, have in some rare cases grown to full size and secreted milk, perhaps offer an analogous case. The hind feet of dogs include rudiments of a fifth toe, and in certain large breeds these toes, though still rudimentary, become considerably developed

and are furnished with claws. In the common Hen, the spurs and comb are rudimentary, but in certain breeds these become, independently of age or disease of the ovaria, well developed. The stallion has canine teeth, but the mare has only traces of the alveoli, which, as I am informed by the eminent veterinary Mr. G. T. Brown, frequently contain minute irregular nodules of bone. These nodules, however, sometimes become developed into imperfect teeth, protruding through the gums and coated with enamel; and occasionally they grow to a third or even a fourth of the length of the canines in the stallion. With plants I do not know whether the redevelopment of rudimentary organs occurs more frequently under culture than under nature. Perhaps the pear-tree may be a case in point, for when wild it bears thorns, which though useful as a protection are formed of branches in a rudimentary condition, but, when the tree is cultivated, the thorns are reconverted into branches.

Finally, though organs which must be classed as rudimentary frequently occur in our domesticated animals and cultivated plants, these have generally been formed suddenly, through an arrest of development. They usually differ in appearance from the rudiments which so frequently characterise natural species. In the latter, rudimentary organs have been slowly formed through continued disuse, acting by inheritance at a corresponding age, aided by the principle of the economy of growth, all under the control of natural selection. With domesticated animals, on the other hand, the principle of economy is far from coming into action, and their organs, although often slightly reduced by disuse, are not thus almost obliterated with mere rudiments left.

CHAPTER XXV.

LAWS OF VARIATION, *continued* — CORRELATED VARIABILITY.

EXPLANATION OF TERM — CORRELATION AS CONNECTED WITH DEVELOPMENT — MODIFICATIONS CORRELATED WITH THE INCREASED OR DECREASED SIZE OF PARTS — CORRELATED VARIATION OF HOMOLOGOUS PARTS — FEATHERED FEET IN BIRDS ASSUMING THE STRUCTURE OF THE WINGS — CORRELATION BETWEEN THE HEAD AND THE EXTREMITIES — BETWEEN THE SKIN AND DERMAL APPENDAGES — BETWEEN THE ORGANS OF SIGHT AND HEARING — CORRELATED MODIFICATIONS IN THE ORGANS OF PLANTS — CORRELATED MONSTROSITIES — CORRELATION BETWEEN THE SKULL AND EARS — SKULL AND CREST OF FEATHERS — SKULL AND HORNS — CORRELATION OF GROWTH COMPLICATED BY THE ACCUMULATED EFFECTS OF NATURAL SELECTION — COLOUR AS CORRELATED WITH CONSTITUTIONAL PECULIARITIES.

ALL the parts of the organisation are to a certain extent connected or correlated together; but the connexion may be so slight that it hardly exists, as with compound animals or the buds on the same tree. Even in the higher animals various parts are not at all closely related; for one part may be wholly suppressed or rendered monstrous without any other part of the body being affected. But in some cases, when one part varies, certain other parts always, or nearly always, simultaneously vary; they are then subject to the law of correlated variation. Formerly I used the somewhat vague expression of correlation of growth, which may be applied to many large classes of facts. Thus, all the parts of the body are admirably co-ordinated for the peculiar habits of life of each organic being, and they may be said, as the Duke of Argyll insists in his 'Reign of Law,' to be correlated for this purpose. Again, in large groups of animals certain structures always co-exist; for instance, a peculiar form of stomach with teeth of peculiar form, and such structures may in one sense be said to be correlated. But these cases have no necessary connexion with the law to be discussed in the present chapter; for we do not know that

the initial or primary variations of the several parts were in any way related; slight modifications or individual differences may have been preserved, first in one and then in another part, until the final and perfectly co-adapted structure was acquired; but to this subject I shall presently recur. Again, in many groups of animals the males alone are furnished with weapons, or are ornamented with gay colours; and these characters manifestly stand in some sort of correlation with the male reproductive organs, for when the latter are destroyed these characters disappear. But it was shown in the twelfth chapter that the very same peculiarity may become attached at any age to either sex, and afterwards be exclusively transmitted by the same sex at a corresponding age. In these cases we have inheritance limited by, or correlated with, both sex and age; but we have no reason for supposing that the original cause of the variation was necessarily connected with the reproductive organs, or with the age of the affected being.

In cases of true correlated variation, we are sometimes able to see the nature of the connexion; but in most cases the bond is hidden from us, and certainly differs in different cases. We can seldom say which of two correlated parts first varies, and induces a change in the other; or whether the two are simultaneously produced by some distinct cause. Correlated variation is an important subject for us; for when one part is modified through continued selection, either by man or under nature, other parts of the organisation will be unavoidably modified. From this correlation it apparently follows that, with our domesticated animals and plants, varieties rarely or never differ from each other by some single character alone.

One of the simplest cases of correlation is that a modification which arises during an early stage of growth tends to influence the subsequent development of the same part, as well as of other and intimately connected parts. Isidore Geoffroy St. Hilaire states¹ that this may constantly be observed with monstrosities

¹ 'Hist. des Anomalies,' tom. iii. p. 392. Prof. Huxley applies the same principle in accounting for the remarkable, though normal, differences in the

arrangement of the nervous system in the Mollusca, in his great paper on the Morphology of the Cephalous Mollusca, in 'Phil. Transact.,' 1853, p. 56.

in the animal kingdom; and Moquin-Tandon² remarks, that, as with plants the axis cannot become monstrous without in some way affecting the organs subsequently produced from it, so axial anomalies are almost always accompanied by deviations of structure in the appended parts. We shall presently see that with short-muzzled races of the dog certain histological changes in the basal elements of the bones arrest their development and shorten them, and this affects the position of the subsequently developed molar teeth. It is probable that certain modifications in the larvæ of insects would affect the structure of the mature insects. But we must be very careful not to extend this view too far, for, during the normal course of development, certain members in the same group of animals are known to pass through an extraordinary course of change, whilst other and closely allied members arrive at maturity with little change of structure.

Another simple case of correlation is that with the increased or decreased dimensions of the whole body, or of any particular part, certain organs are increased or diminished in number, or are otherwise modified. Thus pigeon-fanciers have gone on selecting pouters for length of body, and we have seen that their vertebræ are generally increased in number, and their ribs in breadth. Tumblers have been selected for their small bodies, and their ribs and primary wing-feathers are generally lessened in number. Fantails have been selected for their large, widely-expanded tails, with numerous tail-feathers, and the caudal vertebræ are increased in size and number. Carriers have been selected for length of beak, and their tongues have become longer, but not in strict accordance with the length of beak. In this latter breed and in others having large feet, the number of the scutellæ on the toes is greater than in the breeds with small feet. Many similar cases could be given. In Germany it has been observed that the period of gestation is longer in large-sized than in small-sized breeds of cattle. With our highly-improved animals of all kinds the period of maturity has advanced, both with respect to the full growth of the body and the period of reproduction; and, in correspondence with this, the teeth are now developed earlier than formerly, so that,

² 'Éléments de Tératologie Veg.,' 1841, p. 113.

to the surprise of agriculturists, the ancient rules for judging the age of an animal by the state of its teeth are no longer trustworthy.³

Correlated Variation of Homologous Parts.—Parts which are homologous tend to vary in the same manner; and this is what might have been expected, for such parts are identical in form and structure during an early period of embryonic development, and are exposed in the egg or womb to similar conditions. The symmetry, in most kinds of animals, of the corresponding or homologous organs on the right and left sides of the body, is the simplest case in point; but this symmetry sometimes fails, as with rabbits having only one ear, or stags with one horn, or with many-horned sheep which sometimes carry an additional horn on one side of their heads. With flowers which have regular corollas, the petals generally vary in the same manner, as we see in the same complicated and elegant pattern, on the flowers of the Chinese pink; but with irregular flowers, though the petals are of course homologous, this symmetry often fails, as with the varieties of the *Antirrhinum* or snapdragon, or that variety of the kidney-bean (*Phaseolus multiflorus*) which has a white standard-petal.

In the vertebrata the front and hind limbs are homologous, and they tend to vary in the same manner, as we see in long and short-legged, or in thick and thin-legged races of the horse and dog. Isidore Geoffroy⁴ has remarked on the tendency of supernumerary digits in man to appear, not only on the right and left sides, but on the upper and lower extremities. Meckel has insisted⁵ that, when the muscles of the arm depart in number or arrangement from their proper type, they almost always imitate those of the leg; and so conversely the varying muscles of the leg imitate the normal muscles of the arm.

In several distinct breeds of the pigeon and fowl, the legs and the two outer toes are heavily feathered, so that in the trumpeter pigeon they appear like little wings. In the feather-legged bantam the "boots" or feathers, which grow from the outside of the leg and generally from the two outer toes, have,

³ Prof. J. B. Simonds, on the Age of the Ox, Sheep, &c., quoted in 'Gard. Chronicle,' 1854, p. 588.

⁴ 'Hist. des Anomalies,' tom. i. p. 674.

⁵ Quoted by Isid. Geoffroy, idem, tom. i. p. 635.

according to the excellent authority of Mr. Hewitt,⁶ been seen to exceed the wing-feathers in length, and in one case were actually nine and a half inches in length! As Mr. Blyth has remarked to me, these leg-feathers resemble the primary wing-feathers, and are totally unlike the fine down which naturally grows on the legs of some birds, such as grouse and owls. Hence it may be suspected that excess of food has first given redundancy to the plumage, and then that the law of homologous variation has led to the development of feathers on the legs, in a position corresponding with those on the wing, namely, on the outside of the tarsi and toes. I am strengthened in this belief by the following curious case of correlation, which for a long time seemed to me utterly inexplicable, namely, that in pigeons of any breed, if the legs are feathered, the two outer toes are partially connected by skin. These two outer toes correspond with our third and fourth toes. Now, in the wing of the pigeon or any other bird, the first and fifth digits are wholly aborted; the second is rudimentary and carries the so-called "bastard-wing;" whilst the third and fourth digits are completely united and enclosed by skin, together forming the extremity of the wing. So that in feather-footed pigeons, not only does the exterior surface support a row of long feathers, like wing-feathers, but the very same digits which in the wing are completely united by skin become partially united by skin in the feet; and thus by the law of the correlated variation of homologous parts we can understand the curious connection of feathered legs and membrane between the two outer toes.

Andrew Knight⁷ has remarked that the face or head and the limbs vary together in general proportions. Compare, for instance, the head and limbs of a dray and race-horse, or of a greyhound and mastiff. What a monster a greyhound would appear with the head of a mastiff! The *modern* bulldog, however, has fine limbs, but this is a recently-selected character. From the measurements given in the sixth chapter, we clearly see that in all the breeds of the pigeon the length of the beak and the size of the feet are correlated. The view which, as before explained, seems the most probable is, that disuse in all cases tends

⁶ 'The Poultry Book,' by W. B. Tegetmeier, 1866, p. 250.

⁷ A. Walker on Intermarriage, 1838, p. 160.

to diminish the feet, the beak becoming at the same time through correlation shorter; but that in those few breeds in which length of beak has been a selected point, the feet, notwithstanding disuse, have through correlation increased in size.

With the increased length of the beak in pigeons, not only the tongue increases in length, but likewise the orifice of the nostrils. But the increased length of the orifice of the nostrils perhaps stands in closer correlation with the development of the corrugated skin or wattle at the base of the beak; for when there is much wattle round the eyes, the eyelids are greatly increased or even doubled in length.

There is apparently some correlation even in colour between the head and the extremities. Thus with horses a large white star or blaze on the forehead is generally accompanied by white feet.⁹ With white rabbits and cattle, dark marks often co-exist on the tips of the ears and on the feet. In black and tan dogs of different breeds, tan-coloured spots over the eyes and tan-coloured feet almost invariably go together. These latter cases of connected colouring may be due either to reversion or to analogous variation,—subjects to which we shall hereafter return,—but this does not necessarily determine the question of their original correlation. If those naturalists are correct who maintain that the jaw-bones are homologous with the limb-bones, then we can understand why the head and limbs tend to vary together in shape and even in colour; but several highly competent judges dispute the correctness of this view.

The lopping forwards and downwards of the immense ears of fancy rabbits is in part due to the disuse of the muscles, and in part to the weight and length of the ears, which have been increased by selection during many generations. Now, with the increased size and changed direction of the ears, not only has the bony auditory meatus become changed in outline, direction, and greatly in size, but the whole skull has been slightly modified. This could be clearly seen in “half-lops”—that is, in rabbits with one ear alone lopping forward—for the opposite sides of their skulls were not strictly symmetrical. This seems to me a curious instance of correlation, between hard

⁹ ‘The Farrier and Naturalist,’ vol. i., 1828, p. 456.

bones and organs so soft and flexible, as well as so unimportant under a physiological point of view, as the external ears. The result no doubt is largely due to mere mechanical action, that is, to the weight of the ears, on the same principle that the skull of a human infant is easily modified by pressure.

The skin and the appendages of hair, feathers, hoofs, horns, and teeth, are homologous over the whole body. Every one knows that the colour of the skin and that of the hair usually vary together; so that Virgil advises the shepherd to look whether the mouth and tongue of the ram are black, lest the lambs should not be purely white. With poultry and certain ducks we have seen that the colour of the plumage stands in some connexion with the colour of the shell of the egg,—that is, with the mucous membrane which secretes the shell. The colour of the skin and hair, and the odour emitted by the glands of the skin, are said⁹ to be connected, even in the same race of men. Generally the hair varies in the same way all over the body in length, fineness, and curliness. The same rule holds good with feathers, as we see with the laced and frizzled breeds both of fowls and pigeons. In the common cock the feathers on the neck and loins are always of a particular shape, called hackles: now in the Polish breed, both sexes are characterised by a tuft of feathers on the head; but through correlation these feathers in the male always assume the form of hackles. The wing and tail-feathers, though arising from parts not homologous, vary in length together; so that long or short winged pigeons generally have long or short tails. The case of the Jacobin-pigeon is more curious, for the wing and tail feathers are remarkably long; and this apparently has arisen in correlation with the elongated and reversed feathers on the back of the neck, which form the hood.

The hoofs and hair are homologous appendages; and a careful observer, namely Azara,¹⁰ states that in Paraguay horses of various colours are often born with their hair curled and twisted like that on the head of a negro. This peculiarity is strongly inherited. But what is remarkable is that the hoofs of these horses “are absolutely like those of a mule.” The hair also of the mane and tail is invariably much shorter than usual, being only from four

⁹ Godron, ‘Sur l’Espèce,’ tom. ii. p. 217.

¹⁰ ‘Quadrupèdes du Paraguay,’ tom. ii. p. 333.

to twelve inches in length; so that curliness and shortness of the hair are here, as with the negro, apparently correlated.

With respect to the horns of sheep, Youatt¹¹ remarks that "multiplicity of horns is not found in any breed of much value: it is generally accompanied by great length and coarseness of the fleece." Several tropical breeds of sheep, which are clothed with hair instead of wool, have horns almost like those of a goat. Sturm¹² expressly declares that in different races the more the wool is curled the more the horns are spirally twisted. We have seen in the third chapter, where other analogous facts have been given, that the parent of the Mauchamp breed, so famous for its fleece, had peculiarly shaped horns. The inhabitants of Angora assert¹³ that "only the white goats which have horns wear the fleece in the long curly locks that are so much admired; those which are not horned having a comparatively close coat." From these cases we may conclude that the hair or wool and the horns vary in a correlated manner. Those who have tried hydropathy are aware that the frequent application of cold water stimulates the skin; and whatever stimulates the skin tends to increase the growth of the hair, as is well shown in the abnormal growth of hair near old inflamed surfaces. Now, Professor Löw¹⁴ is convinced that with the different races of British cattle thick skin and long hair depend on the humidity of the climate which they inhabit. We can thus see how a humid climate might act on the horns—in the first place directly on the skin and hair, and secondly by correlation on the horns. The presence or absence of horns, moreover, both in the case of sheep and cattle, acts, as will presently be shown, by some sort of correlation on the skull.

With respect to hair and teeth, Mr. Yarrell¹⁵ found many of the teeth deficient in three hairless "*Ægyptian*" dogs, and in a hairless terrier. The incisors, canines, and premolars suffered most, but in one case all the teeth, except the large tubercular molar on each side, were deficient. With man several striking cases have been recorded¹⁶ of inherited baldness with in-

¹¹ On Sheep, p. 142.

¹² 'Ueber Raen, Kreuzungen, &c.,' 1825, s. 24.

¹³ Quoted from Conolly, in 'The Indian Field,' Feb. 1859, vol. ii. p. 266.

¹⁴ 'Domesticated Animals of the

British Islands,' pp. 307, 308.

¹⁵ 'Proceedings Zoolog. Soc.,' 1833, p. 113.

¹⁶ Sedgwick, 'Brit. and Foreign Medico-Chirurg. Review,' April 1863, p. 453.

herited deficiency, either complete or partial, of the teeth. We see the same connexion in those rare cases in which the hair has been renewed in old age, for this has "usually been accompanied by a renewal of the teeth." I have remarked in a former part of this volume that the great reduction in the size of the tusks in domestic boars probably stands in close relation with their diminished bristles, due to a certain amount of protection; and that the reappearance of the tusks in boars, which have become feral and are fully exposed to the weather, probably depends on the reappearance of the bristles. I may add, though not strictly connected with our present point, that an agriculturist¹⁷ asserts that "pigs with little hair on their bodies are most liable to lose their tails, showing a weakness of the tegumental structure. "It may be prevented by crossing with a more hairy breed."

In the previous cases deficient hair, and teeth deficient in number or size, are apparently connected. In the following cases abnormally redundant hair, and teeth either deficient or redundant, are likewise connected. Mr. Crawford¹⁸ saw at the Burmese Court a man, thirty years old, with his whole body, except the hands and feet, covered with straight silky hair, which on the shoulders and spine was five inches in length. At birth the ears alone were covered. He did not arrive at puberty, or shed his milk teeth, until twenty years old; and at this period he acquired five teeth in the upper jaw, namely four incisors and one canine, and four incisor teeth in the lower jaw; all the teeth were small. This man had a daughter, who was born with hair within her ears; and the hair soon extended over her body. When Captain Yule¹⁹ visited the Court, he found this girl grown up; and she presented a strange appearance with even her nose densely covered with soft hair. Like her father, she was furnished with incisor teeth alone. The King had with difficulty bribed a man to marry her, and of her two children, one, a boy fourteen months old, had hair growing out of his ears, with a beard and moustache. This strange peculiarity had, therefore, been inherited for three generations, with the molar teeth deficient in the grandfather and mother; whether

¹⁷ 'Gard. Chronicle,' 1849, p. 205.

¹⁸ 'Embassy to the Court of Ava,' vol. i. p. 320.

¹⁹ 'Narrative of a Mission to the Court of Ava in 1855,' p. 94.

these teeth would likewise fail in the infant could not be told. Here is another case communicated to me by Mr. Wallace on the authority of Dr. Purland, a dentist: Julia Pastrana, a Spanish dancer, was a remarkably fine woman, but she had a thick masculine beard and a hairy forehead; she was photographed, and her stuffed skin was exhibited as a show; but what concerns us is, that she had in both the upper and lower jaw an irregular double set of teeth, one row being placed within the other, of which Dr. Purland took a cast. From the redundancy of the teeth her mouth projected, and her face had a gorilla-like appearance. These cases and those of the hairless dogs forcibly call to mind the fact, that the two orders of mammals—namely, the Edentata and Cetacea—which are the most abnormal in their dermal covering, are likewise the most abnormal either by deficiency or redundancy of teeth.

The organs of sight and hearing are generally admitted to be homologous, both with each other and with the various dermal appendages; hence these parts are liable to be abnormally affected in conjunction. Mr. White Cowper says "that in all cases of "double microphthalmia brought under his notice he has at the "same time met with defective development of the dental system." Certain forms of blindness seem to be associated with the colour of the hair; a man with black hair and a woman with light-coloured hair, both of sound constitution, married and had nine children, all of whom were born blind; of these children, five "with dark hair and brown iris were afflicted "with amaurosis; the four others, with light-coloured hair and "blue iris, had amaurosis and cataract conjoined." Several cases could be given, showing that some relation exists between various affections of the eyes and ears; thus Liebreich states that out of 241 deaf-mutes in Berlin, no less than fourteen suffered from the rare disease called pigmentary retinitis. Mr. White Cowper and Dr. Earle have remarked that inability to distinguish different colours, or colour-blindness, "is often "associated with a corresponding inability to distinguish "musical sounds."²⁰

²⁰ These statements are taken from Mr. Sedgwick, in the 'Medico-Chirurg. Review,' July 1861, p. 198; April 1863,

pp. 455 and 458. Liebreich is quoted by Professor Devay, in his 'Mariages Consanguins,' 1862, p. 116.

Here is a more curious case: white cats, if they have blue eyes, are almost always deaf. I formerly thought that the rule was invariable, but I have heard of a few authentic exceptions. The first two notices were published in 1829, and relate to English and Persian cats: of the latter, the Rev. W. T. Bree possessed a female, and he states "that of the offspring produced at one and the same birth, such as, like the mother, were entirely white (with blue eyes) were, like her, invariably deaf; while those that had the least speck of colour on their fur, as invariably possessed the usual faculty of hearing."²¹ The Rev. W. Darwin Fox informs me that he has seen more than a dozen instances of this correlation in English, Persian, and Danish cats; but he adds "that, if one eye, as I have several times observed, be not blue, the cat hears. On the other hand, I have never seen a white cat with eyes of the common colour that was deaf." In France Dr. Sichel²² has observed during twenty years similar facts; he adds the remarkable case of the iris beginning, at the end of four months, to grow dark-coloured, and then the cat first began to hear.

This case of correlation in cats has struck many persons as marvellous. There is nothing unusual in the relation between blue eyes and white fur; and we have already seen that the organs of sight and hearing are often simultaneously affected. In the present instance the cause probably lies in a slight arrest of development in the nervous system in connection with the sense-organs. Kittens during the first nine days, whilst their eyes are closed, appear to be completely deaf; I have made a great clanging noise with a poker and shovel close to their heads, both when they were asleep and awake, without producing any effect. The trial must not be made by shouting close to their ears, for they are, even when asleep, extremely sensitive to a breath of air. Now, as long as the eyes continue closed, the iris is no doubt blue, for in all the kittens which I have seen this colour remains for some time after the eyelids open. Hence, if we suppose the development of the organs of sight and hearing to be arrested at the stage of the closed eyelids, the eyes would re-

²¹ London's 'Mag. of Nat. Hist.' vol. i, 1829, pp. 66, 178. See also Dr. P. Lucas, 'L'Héréd. Nat.', tom. i. p. 428,

on the inheritance of deafness in cats.

²² 'Annales des Sc. Nat.' Zoolog., 3rd series, 1847, tom. viii. p. 239.

main permanently blue and the ears would be incapable of perceiving sound; and we should thus understand this curious case. As, however, the colour of the fur is determined long before birth, and as the blueness of the eyes and the whiteness of the fur are obviously connected, we must believe that some primary cause acts at an early period.

The instances of correlated variability hitherto given have been chiefly drawn from the animal kingdom, and we will now turn to plants. Leaves, sepals, petals, stamens, and pistils are all homologous. In double flowers we see that the stamens and pistils vary in the same manner, and assume the form and colour of the petals. In the double columbine (*Aquilegia vulgaris*), the successive whorls of stamens are converted into cornucopias, which are enclosed within each other and resemble the petals. In hose-and-hose flowers the sepals mock the petals. In some cases the flowers and leaves vary together in tint: in all the varieties of the common pea, which have purple flowers, a purple mark may be seen on the stipules. In other cases the leaves and fruit and seeds vary together in colour, as in a curious pale-leaved variety of the sycamore, which has recently been described in France,²³ and as in the purple-leaved hazel, in which the leaves, the husk of the nut, and the pellicle round the kernel are all coloured purple.²⁴ Pomologists can predict to a certain extent, from the size and appearance of the leaves of their seedlings, the probable nature of the fruit; for, as Van Mons remarks,²⁵ variations in the leaves are generally accompanied by some modification in the flower, and consequently in the fruit. In the Serpent melon, which has a narrow tortuous fruit above a yard in length, the stem of the plant, the peduncle of the female flower, and the middle lobe of the leaf, are all elongated in a remarkable manner. On the other hand, several varieties of Cucurbita, which have dwarfed stems, all produce, as Naudin remarks with surprise, leaves of the same peculiar shape. Mr. G. Maw informs me that all the varieties of the scarlet Pelargoniums which have contracted or imperfect leaves have contracted flowers: the difference between

²³ 'Gardener's Chron.,' 1864, p. 1202.

²⁴ Verlot gives several other instances, 'Des Variétés,' 1865, p. 72.

²⁵ 'Arbres Fruitières,' 1836, tom. ii. pp. 204, 226.

"Brilliant" and its parent "Tom Thumb" is a good instance of this. It may be suspected that the curious case described by Risso,²⁶ of a variety of the Orange which produces on the young shoots rounded leaves with winged petioles, and afterwards elongated leaves on long but wingless petioles, is connected with the remarkable change in form and nature which the fruit undergoes during its development.

In the following instance we have the colour and form of the petals apparently correlated, and both dependent on the nature of the season. An observer, skilled in the subject, writes,²⁷ "I noticed, during the year 1842, that every Dahlia, of which the colour had any tendency to scarlet, was deeply notched—indeed to so great an extent as to give the petals the appearance of a saw; the indentures were, in some instances, more than a quarter of an inch deep." Again, Dahlias which have their petals tipped with a different colour from the rest are very inconstant, and during certain years some, or even all the flowers, become uniformly coloured; and it has been observed with several varieties,²⁸ that when this happens the petals grow much elongated and lose their proper shape. This, however, may be due to reversion, both in colour and form, to the aboriginal species.

In this discussion on correlation, we have hitherto treated of cases in which we can partly understand the bond of connexion; but I will now give cases in which we cannot even conjecture, or can only very obscurely see, what is the nature of the bond. Isidore Geoffroy St. Hilaire, in his work on Monstrosities, insists,²⁹ "que certaines anomalies coexistent rarement entr'elles, d'autres fréquemment, d'autres enfin presque constamment, malgré la différence très-grande de leur nature, et quoiqu'elles puissent paraître *complètement indépendantes* les unes des autres." We see something analogous in certain diseases: thus I hear from Mr. Paget that in a rare affection of the

²⁶ 'Annales du Muséum,' tom. xx. p. 188.

²⁷ 'Gardener's Chron.,' 1843, p. 877.

²⁸ *Ibid.*, 1845, p. 102.

²⁹ 'Hist. des Anomalies,' tom. iii. p. 402. See also M. Camille Dareste,

'Recherches sur les Conditions,' &c., 1863, pp. 16, 48.

renal capsules (of which the functions are unknown), the skin becomes bronzed; and in hereditary syphilis, both the milk and the second teeth assume a peculiar and characteristic form. Professor Rolleston, also, informs me that the incisor teeth are sometimes furnished with a vascular rim in correlation with intra-pulmonary deposition of tubercles. In other cases of phthisis and of cyanosis the nails and finger-ends become clubbed like acorns. I believe that no explanation has been offered of these and of many other cases of correlated disease.

What can be more curious and less intelligible than the fact previously given, on the authority of Mr. Tegetmeier, that young pigeons of all breeds, which when mature have white, yellow, silver-blue, or dun-coloured plumage, come out of the egg almost naked; whereas pigeons of other colours when first born are clothed with plenty of down? White Pea-fowls, as has been observed both in England and France,³⁹ and as I have myself seen, are inferior in size to the common coloured kind; and this cannot be accounted for by the belief that albinism is always accompanied by constitutional weakness; for white or albino moles are generally larger than the common kind.

To turn to more important characters: the niata cattle of the Pampas are remarkable from their short foreheads, upturned muzzles, and curved lower jaws. In the skull the nasal and premaxillary bones are much shortened, the maxillaries are excluded from any junction with the nasals, and all the bones are slightly modified, even to the plane of the occiput. From the analogical case of the dog, hereafter to be given, it is probable that the shortening of the nasal and adjoining bones is the proximate cause of the other modifications in the skull, including the upward curvature of the lower jaw, though we cannot follow out the steps by which these changes have been effected.

Polish fowls have a large tuft of feathers on their heads; and their skulls are perforated by numerous holes, so that a pin can be driven into the brain without touching any bone. That this deficiency of bone is in some way connected with the tuft of feathers is clear from tufted ducks and geese likewise having

³⁹ Rev. E. S. Dixon, 'Ornamental Poultry,' 1848, p. 111; Lsldore Geoffroy, 'Hist. Anomalies,' tom. i. p. 211.

perforated skulls. The case would probably be considered by some authors as one of balancement or compensation. In the chapter on Fowls, I have shown that with Polish fowls the tuft of feathers was probably at first small; by continued selection it became larger, and then rested on a fleshy or fibrous mass; and finally, as it became still larger, the skull itself became more and more protuberant until it acquired its present extraordinary structure. Through correlation with the protuberance of the skull, the shape and even the relative connexion of the premaxillary and nasal bones, the shape of the orifice of the nostrils, the breadth of the frontal bone, the shape of the post-lateral processes of the frontal and squamosal bones, and the direction of the bony cavity of the ear, have all been modified. The internal configuration of the skull and the whole shape of the brain have likewise been altered in a truly marvellous manner.

After this case of the Polish fowl it would be superfluous to do more than refer to the details previously given on the manner in which the changed form of the comb, in various breeds of the fowl, has affected the skull, causing by correlation crests, protuberances, and depressions on its surface.

With our cattle and sheep the horns stand in close connexion with the size of the skull, and with the shape of the frontal bones; thus Cline²¹ found that the skull of a horned ram weighed five times as much as that of a hornless ram of the same age. When cattle become hornless, the frontal bones are "materially diminished in breadth towards the poll;" and the cavities between the bony plates "are not so deep, nor do they extend beyond the frontals."²²

It may be well here to pause and observe how the effects of correlated variability, of the increased use of parts, and of the accumulation through natural selection of so-called spontaneous variations, are in many cases inextricably commingled. We may borrow an illustration from Mr. Herbert Spencer, who remarks that, when the Irish elk acquired its gigantic horns, weighing above one hundred pounds, numerous co-ordinated

²¹ 'On the Breeding of Domestic Animals,' 1829, p. 6.

²² Youatt on Cattle, 1834, p. 283.

changes of structure would have been indispensable,—namely, a thickened skull to carry the horns; strengthened cervical vertebræ, with strengthened ligaments; enlarged dorsal vertebræ to support the neck, with powerful fore-legs and feet; all these parts being supplied with proper muscles, blood-vessels, and nerves. How then could these admirably co-ordinated modifications of structure have been acquired? According to the doctrine which I maintain, the horns of the male elk were slowly gained through sexual selection,—that is, by the best-armed males conquering the worse-armed, and leaving a greater number of descendants. But it is not at all necessary that the several parts of the body should have simultaneously varied. Each stag presents individual differences, and in the same district those which had slightly heavier horns, or stronger necks, or stronger bodies, or were the most courageous, would secure the greater number of does, and consequently leave a greater number of offspring. The offspring would inherit, in a greater or less degree, these same qualities, would occasionally intercross with each other, or with other individuals varying in some favourable manner; and of their offspring, those which were the best endowed in any respect would continue multiplying; and so onwards, always progressing, sometimes in one direction, and sometimes in another, towards the present excellently co-ordinated structure of the male elk. To make this clear, let us reflect on the probable steps, as shown in the twentieth chapter, by which our race and dray-horses have arrived at their present state of excellence; if we could view the whole series of intermediate forms between one of these animals and an early unimproved progenitor, we should behold a vast number of animals, not equally improved in each generation throughout their entire structure, but sometimes a little more in one point, and sometimes in another, yet on the whole gradually approaching in character to our present race or dray-horses, which are so admirably fitted in the one case for fleetness and in the other for draught.

Although natural selection would thus³³ tend to give to the

³³ Mr. Herbert Spencer ('Principles of Biology,' 1864, vol. i. pp. 452, 468) takes a different view; and in one place

remarks: "We have seen reason to think that, as fast as essential faculties multiply, and as fast as the number of

male elk its present structure, yet it is probable that the inherited influence of use has played an equal or more important part. As the horns gradually increased in weight, the muscles of the neck, with the bones to which they are attached, would increase in size and strength; and these parts would react on the body and legs. Nor must we overlook the fact that certain parts of the skull and the extremities would, judging by analogy, tend from the first to vary in a correlated manner. The increased weight of the horns would also act directly on the skull, in the same manner as, when one bone is removed in the leg of a dog, the other bone, which has to carry the whole weight of the body, increases in thickness. But from the facts given with respect to horned and hornless cattle, it is probable that the horns and skull would immediately act on each other through the principle of correlation. Lastly, the growth and subsequent wear and tear of the augmented muscles and bones would require an increased supply of blood, and consequently an increased supply of food; and this again would require increased powers of mastication, digestion, respiration, and excretion.

Colour as Correlated with Constitutional Peculiarities.

It is an old belief that with man there is a connexion between complexion and constitution; and I find that some of the best authorities believe in this to the present day.³⁴ Thus Dr. Beddoe by his tables shows³⁵ that a relation exists between liability to consumption and the colour of the hair, eyes, and skin. It has been affirmed³⁶ that, in the French army which invaded Russia, soldiers having a dark complexion, from the

"organs that co-operate in any given function increases, indirect equilibration through natural selection becomes less and less capable of producing specific adaptations; and remains fully capable only of maintaining the general fitness of constitution to conditions." This view that natural selection can do little in modifying the higher animals surprises me, seeing that man's selec-

tion has undoubtedly effected much with our domesticated quadrupeds and birds.

³⁴ Dr. Prosper Lucas apparently disbelieves in any such connexion, 'L'Héréd. Nat.' tom. ii. pp. 88-94.

³⁵ 'British Medical Journal,' 1862, p. 433.

³⁶ Boudin, 'Géograph. Médicale,' tom. i. p. 406.

southern parts of Europe, withstood the intense cold better than those with lighter complexions from the north; but no doubt such statements are liable to error.

In the second chapter on Selection I have given several cases proving that with animals and plants differences in colour are correlated with constitutional differences, as shown by greater or less immunity from certain diseases, from the attacks of parasitic plants and animals, from burning by the sun, and from the action of certain poisons. When all the individuals of any one variety possess an immunity of this nature, we cannot feel sure that it stands in any sort of correlation with their colour; but when several varieties of the same species, which are similarly coloured, are thus characterised, whilst other coloured varieties are not thus favoured, we must believe in the existence of a correlation of this kind. Thus in the United States purple-fruited plums of many kinds are far more affected by a certain disease than green or yellow-fruited varieties. On the other hand, yellow-fleshed peaches of various kinds suffer from another disease much more than the white-fleshed varieties. In the Mauritius red sugar-canes are much less affected by a particular disease than the white canes. White onions and verbenas are the most liable to mildew; and in Spain the green-fruited grapes suffered from the vine-disease more than other coloured varieties. Dark-coloured pelargoniums and verbenas are more scorched by the sun than varieties of other colours. Red wheats are believed to be hardier than white; whilst red-flowered hyacinths were more injured during one particular winter in Holland than other coloured varieties. With animals, white terriers suffer most from the distemper, white chickens from a parasitic worm in their tracheæ, white pigs from scorching by the sun, and white cattle from flies; but the caterpillars of the silk-moth which yield white cocoons suffered in France less from the deadly parasitic fungus than those producing yellow silk.

The cases of immunity from the action of certain vegetable poisons, in connexion with colour, are more interesting, and are at present wholly inexplicable. I have already given a remarkable instance, on the authority of Professor Wyman, of all the hogs, excepting those of a black colour, suffering severely in Virginia from eating the root of the *Lachnanthes tinctoria*.

According to Spinola and others,³⁷ buckwheat (*Polygonum fagopyrum*), when in flower, is highly injurious to white or white-spotted pigs, if they are exposed to the heat of the sun, but is quite innocuous to black pigs. By two accounts, the *Hypericum crispum* in Sicily is poisonous to white sheep alone; their heads swell, their wool falls off, and they often die; but this plant, according to Lecce, is poisonous only when it grows in swamps; nor is this improbable, as we know how readily the poisonous principle in plants is influenced by the conditions under which they grow.

Three accounts have been published in Eastern Prussia, of white and white-spotted horses being greatly injured by eating mildewed and honeydewed vetches; every spot of skin bearing white hairs becoming inflamed and gangrenous. The Rev. J. Rodwell informs me that his father turned out about fifteen cart-horses into a field of tares which in parts swarmed with black aphides, and which no doubt were honeydewed, and probably mildewed; the horses, with two exceptions, were chestnuts and bays with white marks on their faces and pasterns, and the white parts alone swelled and became angry scabs. The two bay horses with no white marks entirely escaped all injury. In Guernsey, when horses eat fools' parsley (*Aethusa cynapium*) they are sometimes violently purged; and this plant "has a peculiar effect on the nose and lips, causing "deep cracks and ulcers, particularly on horses with white "muzzles."³⁸ With cattle, independently of the action of any poison, cases have been published by Youatt and Erdt of cutaneous diseases with much constitutional disturbance (in one instance after exposure to a hot sun) affecting every single point which bore a white hair, but completely passing over other parts of the body. Similar cases have been observed with horses.³⁹

We thus see that not only do those parts of the skin which bear white hair differ in a remarkable manner from those bearing

³⁷ This fact and the following cases, when not stated to the contrary, are taken from a very curious paper by Prof. Hensinger, in 'Wochenschrift für Heilkunde,' May 1846, s. 277.

³⁸ Mr. Mogford, in the 'Veterinarian,' quoted in 'The Field,' Jan. 22, 1861, p. 545.

³⁹ 'Edinburgh Veterinary Journal,' Oct. 1860, p. 347.

hair of any other colour, but that in addition some great constitutional difference must stand in correlation with the colour of the hair; for in the above-mentioned cases, vegetable poisons caused fever, swelling of the head, as well as other symptoms, and even death, to all the white or white-spotted animals.

CHAPTER XXVI.

LAWS OF VARIATION, *continued* — SUMMARY.

ON THE AFFINITY AND COHESION OF HOMOLOGOUS PARTS — ON THE VARIABILITY OF MULTIPLE AND HOMOLOGOUS PARTS — COMPENSATION OF GROWTH — MECHANICAL PRESSURE — RELATIVE POSITION OF FLOWERS WITH RESPECT TO THE AXIS OF THE PLANT, AND OF SEEDS IN THE CAPSULE, AS INDUCING VARIATION — ANALOGOUS OR PARALLEL VARIETIES — SUMMARY OF THE THREE LAST CHAPTERS.

On the Affinity of Homologous Parts.—THIS law was first generalised by Geoffroy Saint Hilaire, under the expression of *La loi de l'affinité de soi pour soi*. It has been fully discussed and illustrated by his son, Isidore Geoffroy, with respect to monsters in the animal kingdom,¹ and by Moquin-Tandon, with respect to monstrous plants. When similar or homologous parts, whether belonging to the same embryo or to two distinct embryos, are brought during an early stage of development into contact, they often blend into a single part or organ; and this complete fusion indicates some mutual affinity between the parts, otherwise they would simply cohere. Whether any power exists which tends to bring homologous parts into contact seems more doubtful. The tendency to complete fusion is not a rare or exceptional fact. It is exhibited in the most striking manner by double monsters. Nothing can be more extraordinary than the manner, as shown in various published plates, in which the corresponding parts of two embryos become intimately fused together. This is perhaps best seen in monsters with two heads, which are united, summit to summit, or face to face, or, Janus-like, back to back, or obliquely side to side. In one instance of two heads united almost face to face, but a little obliquely, four ears were developed, and on one side a perfect face, which was manifestly formed by the union of two half-

¹ 'Hist des Anomalies,' 1832, tom. i. pp. 22, 537-556; tom. iii. p. 462.

faces. Whenever two bodies or two heads are united, each bone, muscle, vessel, and nerve on the line of junction seems to seek out its fellow, and becomes completely fused with it. Lereboullet,² who carefully studied the development of double monsters in fishes, observed in fifteen instances the steps by which two heads gradually became fused into one. In this and other such cases, no one, I presume, supposes that the two already formed heads actually blend together, but that the corresponding parts of each head grow into one during the further progress of development, accompanied as it always is with incessant absorption and renovation. Double monsters were formerly thought to be formed by the union of two originally distinct embryos developed upon distinct vitelli; but now it is admitted that "their production is due to the spontaneous divarication of the embryonic mass into two halves;"³ this, however, is effected by different methods. But the belief that double monsters originate from the division of one germ, does not necessarily affect the question of subsequent fusion, or render less true the law of the affinity of homologous parts.

The cautious and sagacious J. Müller,⁴ when speaking of Janus-like monsters, says, that "without the supposition that some kind of affinity or attraction is exerted between corresponding parts, unions of this kind are inexplicable." On the other hand, Vrolik, and he is followed by others, disputes this conclusion, and argues from the existence of a whole series of monstrosities, graduating from a perfectly double monster to a mere rudiment of an additional digit, that "an excess of formative power" is the cause and origin of every monstrous duplicity. That there are two distinct classes of cases, and that parts may be doubled independently of the existence of two embryos, is certain; for a single embryo, or even a single adult animal, may produce doubled organs. Thus Valentin, as quoted by Vrolik, injured the caudal extremity of an embryo, and three days afterwards it produced rudiments of a double pelvis and of double hind limbs.

² 'Comptes Rendus,' 1855, pp. 855, 1029.

³ Carpenter's 'Comp. Phys.,' 1854, p. 480; see also Camille Dareste, 'Comptes Rendus,' March 20th, 1865, p. 562.

⁴ 'Elements of Physiology,' Eng. transl., vol. i., 1838, p. 412. With respect to Vrolik, see Todd's 'Cyclop. of Anat. and Phys.,' vol. iv., 1849-52, p. 973.

Hunter and others have observed lizards with their tails reproduced and doubled. When Bonnet divided longitudinally the foot of the salamander, several additional digits were occasionally formed. But neither these cases, nor the perfect series from a double monster to an additional digit, seem to me opposed to the belief that corresponding parts have a mutual affinity, and consequently tend to fuse together. A part may be doubled and remain in this state, or the two parts thus formed may afterwards through the law of affinity become blended; or two homologous parts in two separate embryos may, through the same principle, unite and form a single part.

The law of the affinity and fusion of similar parts applies to the homologous organs of the same individual animal, as well as to double monsters. Isidore Geoffroy gives a number of instances of two or more digits, of two whole legs, of two kidneys, and of several teeth becoming symmetrically fused together in a more or less perfect manner. Even the two eyes have been known to unite into a single eye, forming a cyclopean monster, as have the two ears, though naturally standing so far apart. As Geoffroy remarks, these facts illustrate in an admirable manner the normal fusion of various organs which during an early embryonic period are double, but which afterwards always unite into a single median organ. Organs of this nature are generally found in a permanently double condition in other members of the same class. These cases of normal fusion appear to me to afford the strongest support in favour of the present law. Adjoining parts which are not homologous sometimes cohere; but this cohesion appears to result from mere juxtaposition, and not from mutual affinity.

In the vegetable kingdom Moquin-Tandon⁵ gives a long list of cases, showing how frequently homologous parts, such as leaves, petals, stamens, and pistils, as well as aggregates of homologous parts, such as buds, flowers, and fruit, become blended into each other with perfect symmetry. It is interesting to examine a compound flower of this nature, formed of exactly double the proper number of sepals, petals, stamens, and pistils, with each whorl of organs circular, and with no trace left of the

⁵ * *Téatolog'e Vég.*, 1811, livre iii.

process of fusion. The tendency in homologous parts to unite during their early development, Moquin-Tandon considers as one of the most striking laws governing the production of monsters. It apparently explains a multitude of cases, both in the animal and vegetable kingdoms; it throws a clear light on many normal structures which have evidently been formed by the union of originally distinct parts, and it possesses, as we shall see in a future chapter, much theoretical interest.

On the Variability of Multiple and Homologous Parts.—Isidore Geoffroy⁶ insists that, when any part or organ is repeated many times in the same animal, it is particularly liable to vary both in number and structure. With respect to number, the proposition may, I think, be considered as fully established; but the evidence is chiefly derived from organic beings living under their natural conditions, with which we are not here concerned. When the vertebræ, or teeth, or rays in the fins of fishes, or feathers in the tails of birds, or petals, stamens, pistils, and seeds in plants, are very numerous, the number is generally variable. The explanation of this simple fact is by no means obvious. With respect to the variability in structure of multiple parts, the evidence is not so decisive; but the fact, as far as it may be trusted, probably depends on multiple parts being of less physiological importance than single parts; consequently their perfect standard of structure has been less rigorously enforced by natural selection.

Compensation of Growth, or Balancement.—This law, as applied to natural species, was propounded by Goethe and Geoffroy St. Hilaire at nearly the same time. It implies that, when much organised matter is used in building up some one part, other parts are starved and become reduced. Several authors, especially botanists, believe in this law; others reject it. As far as I can judge, it occasionally holds good; but its importance has probably been exaggerated. It is scarcely possible to distinguish between the supposed effects of such compensation of growth, and the effects of long-continued selection, which

⁶ 'Hist. des Anomalies,' tom. iii. pp. 4, 5, 6.

may at the same time lead to the augmentation of one part and the diminution of another. There can be no doubt that an organ may be greatly increased without any corresponding diminution in the adjoining parts. To recur to our former illustration of the Irish elk, it may be asked what part has suffered in consequence of the immense development of the horns?

It has already been observed that the struggle for existence does not bear hard on our domesticated productions; consequently the principle of economy of growth will seldom affect them, and we ought not to expect to find frequent evidence of compensation. We have, however, some such cases. Moquin-Tandon describes a monstrous bean,⁷ in which the stipules were enormously developed, and the leaflets apparently in consequence completely aborted; this case is interesting, as it represents the natural condition of *Lathyrus aphaca*, with its stipules of great size, and its leaves reduced to mere threads, which act as tendrils. De Candolle⁸ has remarked that the varieties of *Raphanus sativus* which have small roots yield numerous seed, valuable from containing oil, whilst those with large roots are not productive in this latter respect; and so it is with *Brassica asperifolia*. The varieties of the potato which produce tubers very early in the season rarely bear flowers; but Andrew Knight,⁹ by checking the growth of the tubers, forced the plants to flower. The varieties of *Cucurbita pepo* which produce large fruit yield, according to Naudin, few in number; whilst those producing small fruit yield a vast number. Lastly, I have endeavoured to show in the eighteenth chapter that with many cultivated plants unnatural treatment checks the full and proper action of the reproductive organs, and they are thus rendered more or less sterile; consequently, in the way of compensation, the fruit becomes greatly enlarged, and, in double flowers, the petals are greatly increased in number.

With animals, it has been found difficult to produce cows which should first yield much milk, and afterwards be capable of

⁷ 'Téatologie Vég.,' p. 156. See also my paper on climbing plants in 'Journal of Linn. Soc. Bot.,' vol. ix., 1865, p. 114.

⁸ 'Mémoires du Muséum,' &c., tom. viii. p. 178.

⁹ Loudon's 'Encyclop. of Gardening,' p. 829.

fattening well. With fowls which have large topknots and beards the comb and wattles are generally much reduced in size. Perhaps the entire absence of the oil-gland in fantail pigeons may be connected with the great development of their tails.

Mechanical Pressure as a Cause of Modifications.—In some few cases there is reason to believe that mere mechanical pressure has affected certain structures. Every one knows that savages alter the shape of their infants' skulls by pressure at an early age; but there is no reason to believe that the result is ever inherited. Nevertheless Vrolik and Weber¹⁰ maintain that the shape of the human head is influenced by the shape of the mother's pelvis. The kidneys in different birds differ much in form, and St. Ange¹¹ believes that this is determined by the form of the pelvis, which again, no doubt, stands in close relation with their various habits of locomotion. In snakes, the viscera are curiously displaced, in comparison with their position in other vertebrates; and this has been attributed by some authors to the elongation of their bodies; but here, as in so many previous cases, it is impossible to disentangle any direct result of this kind from that consequent on natural selection. Godron has argued¹² that the normal abortion of the spur on the inner side of the flower in *Corydalis*, is caused by the buds being closely pressed at a very early period of growth, whilst under ground, against each other and against the stem. Some botanists believe that the singular difference in the shape both of the seed and corolla, in the interior and exterior florets in certain compositous and umbelliferous plants, is due to the pressure to which the inner florets are subjected; but this conclusion is doubtful.

The facts just given do not relate to domesticated productions, and therefore do not strictly concern us. But here is a more appropriate case: H. Müller¹³ has shown that in short-

¹⁰ Prichard, 'Phys. Hist. of Mankind,' 1851, vol. i. p. 324.

¹¹ 'Annales des Sc. Nat.,' 1st series, tom. xix. p. 327.

¹² 'Comptes Rendus,' Dec. 1861, p.

1039.

¹³ Ueber Fötale Rachitis, 'Würzburger Medicin. Zeitschrift,' 1860, B. i. s. 265.

faced races of the dog some of the molar teeth are placed in a slightly different position from that which they occupy in other dogs, especially in those having elongated muzzles; and as he remarks, any inherited change in the arrangement of the teeth deserves notice, considering their classificatory importance. This difference in position is due to the shortening of certain facial bones, and the consequent want of space; and the shortening results from a peculiar and abnormal state of the basal cartilages of the bones.

Relative Position of Flowers with respect to the Axis, and of Seeds in the Capsule, as inducing Variation.

In the thirteenth chapter various peloric flowers were described, and their production was shown to be due either to arrested development, or to reversion to a primordial condition. Moquin-Tandon has remarked that the flowers which stand on the summit of the main stem or of a lateral branch are more liable to become peloric than those on the sides;¹⁴ and he adduces, amongst other instances, that of *Teucrium campanulatum*. In another Labiate plant grown by me, viz. the *Galeobdolon luteum*, the peloric flowers were always produced on the summit of the stem, where flowers are not usually borne. In *Pelargonium*, a single flower in the truss is frequently peloric, and when this occurs I have during several years invariably observed it to be the central flower. This is of such frequent occurrence that one observer¹⁵ gives the names of ten varieties flowering at the same time, in every one of which the central flower was peloric. Occasionally more than one flower in the truss is peloric, and then of course the additional ones must be lateral. These flowers are interesting as showing how the whole structure is correlated. In the common *Pelargonium* the upper sepal is produced into a nectary which coheres with the flower-peduncle; the two upper petals differ a little in shape from the three lower ones, and are marked with dark shades of colour; the stamens are graduated in length and upturned. In the peloric flowers, the nectary aborts; all the petals become alike both in shape and colour; the stamens are generally reduced in number and become straight, so that the whole flower resembles that of the allied genus *Erodium*. The correlation between these changes is well shown when one of the two upper petals alone loses its dark mark, for in this case the nectary does not entirely abort, but is usually much reduced in length.¹⁶

¹⁴ 'Térotologie Vég.' p. 192. Dr. M. Masters informs me that he doubts the truth of this conclusion; but the facts to be given seem to be sufficient to establish it.

¹⁵ 'Journal of Horticulture,' July

2nd, 1861, p. 253.

¹⁶ It would be worth trial to fertilise with the same pollen the central and lateral flowers of the *pelargonium*, and of some other highly cultivated plants, protecting them of course from insects:

Morren has described¹⁷ a marvellous flask-shaped flower of the *Calceolaria*, nearly four inches in length, which was almost completely peloric; it grew on the summit of the plant, with a normal flower on each side; Prof. Westwood also has described¹⁸ three similar peloric flowers, which all occupied a central position on the flower-branches. In the Orchideous genus, *Phalenopsis*, the terminal flower has been seen to become peloric.

In a *Laburnum*-tree I observed that about a fourth part of the racemes produced terminal flowers which had lost their papilionaceous structure. These were produced after almost all the other flowers on the same racemes had withered. The most perfectly pelorised examples had six petals, each marked with black striae like those on the standard-petal. The keel seemed to resist the change more than the other petals. Dutrochet has described¹⁹ an exactly similar case in France, and I believe these are the only two instances of pelorism in the *laburnum* which have been recorded. Dutrochet remarks that the racemes on this tree do not properly produce a terminal flower, so that, as in the case of the *Galeobdolon*, their position as well as their structure are both anomalies, which no doubt are in some manner related. Dr. Masters has briefly described another leguminous plant,²⁰ namely, a species of clover, in which the uppermost and central flowers were regular or had lost their papilionaceous structure. In some of these plants the flower-heads were also prolific.

Lastly, *Linaria* produces two kinds of peloric flowers, one having simple petals, and the other having them all spurred. The two forms, as Naudin remarks,²¹ not rarely occur on the same plant, but in this case the spurred form almost invariably stands on the summit of the spike.

The tendency in the terminal or central flower to become peloric more frequently than other flowers, probably results from "the bud which stands "on the end of a shoot receiving the most sap; it grows out into a stronger "shoot than those situated lower down."²² I have discussed the connection between pelorism and a central position, partly because some few plants are known normally to produce a terminal flower different in structure from the lateral ones; but chiefly on account of the following case, in which we see a tendency to variability or to reversion connected with the same position. A great judge of *Auriculas*²³ states that when an *Auricula* throws up a side bloom it is pretty sure to keep its character; but that if it grows from the centre or heart of the plant, whatever the colour of the edging ought to be, "it is just as likely to come in any other "class as in the one to which it properly belongs." This is so notorious a

then to sow the seed separately, and observe whether the one or the other lot of seedlings varied the most.

¹⁷ Quoted in 'Journal of Horticulture,' Feb. 24, 1863, p. 152.

¹⁸ 'Gardener's Chronicle,' 1866, p. 612. For the *Phalenopsis*, see *idem*, 1867, p. 211.

¹⁹ 'Mémoires . . . des Végétaux,' 1837, tom. ii. p. 170.

²⁰ 'Journal of Horticulture,' July 23, 1861, p. 311.

²¹ 'Nouvelles Archives du Muséum,' tom. i. p. 137.

²² Hugo von Mohl, 'The Vegetable Cell,' Eng. tr. 1852, p. 76.

²³ The Rev. H. H. Dombain, in 'Journal of Horticulture,' 1861, June 4th, p. 174; and June 25th, p. 234; 1862, April 29th, p. 83.

fact, that some florists regularly pinch off the central trusses of flowers. Whether in the highly improved varieties the departure of the central trusses from their proper type is due to reversion, I do not know. Mr. Dombrain insists that, whatever may be the commonest kind of imperfection in each variety, this is generally exaggerated in the central truss. Thus one variety "sometimes has the fault of producing a little green "floret in the centre of the flower," and in central blooms these become excessive in size. In some central blooms, sent to me by Mr. Dombrain, all the organs of the flower were rudimentary in structure, of minute size, and of a green colour, so that by a little further change all would have been converted into small leaves. In this case we clearly see a tendency to proliferation—a term which, I may explain to those who have never attended to botany, means the production of a branch or flower, or head of flowers, out of another flower. Now Dr. Masters²⁴ states that the central or uppermost flower on a plant is generally the most liable to proliferation. Thus, in the varieties of the *Auricula*, the loss of their proper character and a tendency to proliferation, and in other plants a tendency to proliferation and pelorism, are all connected together, and are due either to arrested development, or to reversion to a former condition.

The following is a more interesting case; Metzger²⁵ cultivated in Germany several kinds of maize brought from the hotter parts of America, and he found, as has been previously described, that in two or three generations the grains became greatly changed in form, size, and colour; and with respect to two races he expressly states that in the first generation, whilst the lower grains on each head retained their proper character, the uppermost grains already began to assume that character which in the third generation all the grains acquired. As we do not know the aboriginal parent of the maize, we cannot tell whether these changes are in any way connected with reversion.

In the two following cases, reversion, as influenced by the position of the seed in the capsule, evidently acts. The Blue Imperial pea is the offspring of the Blue Prussian, and has larger seed and broader pods than its parent. Now Mr. Masters, of Canterbury, a careful observer and a raiser of new varieties of the pea, states²⁶ that the Blue Imperial always has a strong tendency to revert to its parent-stock, and the reversion "occurs in this manner: the last (or uppermost) pea in the pod is frequently much smaller than the rest; and if these small peas are carefully collected and sown separately, very many more, in proportion, will revert to their origin, than those taken from the other parts of the "pod." Again M. Chaté²⁷ says that in raising seedling stocks he succeeds in getting eighty per cent. to bear double flowers, by leaving only a few of the secondary branches to seed; but in addition to this, "at the time "of extracting the seeds, the upper portion of the pod is separated and

²⁴ 'Transact. Linn. Soc.,' vol. xxiii., 1861, p. 360.

²⁵ 'Die Getreidearten,' 1843, s. 208, 209.

²⁶ 'Gardener's Chronicle,' 1850, p. 198.

²⁷ Quoted in 'Gardener's Chron.,' 1866, p. 71.

“ placed aside, because it has been ascertained that the plants coming from “ the seeds situated in this portion of the pod, give eighty per cent. of single “ flowers.” Now the production of single-flowering plants from the seed of double-flowering plants is clearly a case of reversion. These latter facts, as well as the connection between a central position and pelorism and prolification, show in an interesting manner how small a difference—namely a little greater freedom in the flow of sap towards one part of the same plant—determines important changes of structure.

Analogous or Parallel Variation.—By this term I wish to express that similar characters occasionally make their appearance in the several varieties or races descended from the same species, and more rarely in the offspring of widely distinct species. We are here concerned, not as hitherto with the causes of variation, but with the results; but this discussion could not have been more conveniently introduced elsewhere. The cases of analogous variation, as far as their origin is concerned, may be grouped, disregarding minor subdivisions, under two main heads; firstly, those due to unknown causes having acted on organic beings with nearly the same constitution, and which consequently vary in an analogous manner; and secondly, those due to the reappearance of characters which were possessed by a more or less remote progenitor. But these two main divisions can often be only conjecturally separated, and graduate, as we shall presently see, into each other.

Under the first head of analogous variations, not due to reversion, we have the many cases of trees belonging to quite different orders which have produced pendulous and fastigate varieties. The beech, hazel, and barberry have given rise to purple-leaved varieties; and as Bernhardt has remarked,²³ a multitude of plants, as distinct as possible, have yielded varieties with deeply-cut or lacinated leaves. Varieties descended from three distinct species of Brassica have their stems, or so-called roots, enlarged into globular masses. The nectarine is the offspring of the peach; and the varieties of both these trees offer a remarkable parallelism in the fruit being white, red, or yellow fleshed—in being clingstones or free-stones—in the flowers being large or small—in the leaves being serrated or crenated, furnished with globose or reniform glands, or quite destitute of glands. It should be remarked that each variety of the nectarine has not derived its character from a corresponding variety of the peach. The several varieties also of a closely allied genus, namely the apricot, differ from each other in nearly the same parallel manner. There is no reason

²³ ‘Ueber den Begriff der Pflanzenart,’ 1834, s. 14.

to believe that in any of these cases long-lost characters have reappeared, and in most of them this certainly has not occurred.

Three species of *Cucurbita* have yielded a multitude of races, which correspond so closely in character that, as Naudin insists, they may be arranged in an almost strictly parallel series. Several varieties of the melon are interesting from resembling in important characters other species, either of the same genus or of allied genera; thus, one variety has fruit so like, both externally and internally, the fruit of a perfectly distinct species, namely, the cucumber, as hardly to be distinguished from it; another has long cylindrical fruit twisting about like a serpent; in another the seeds adhere to portions of the pulp; in another the fruit, when ripe, suddenly cracks and falls into pieces; and all these highly remarkable peculiarities are characteristic of species belonging to allied genera. We can hardly account for the appearance of so many unusual characters by reversion to a single ancient form; but we must believe that all the members of the family have inherited a nearly similar constitution from an early progenitor. Our cereal and many other plants offer similar cases.

With animals we have fewer cases of analogous variation, independently of direct reversion. We see something of the kind in the resemblance between the short-muzzled races of the dog, such as the pug and bulldog; in feather-footed races of the fowl, pigeon, and canary-bird; in horses of the most different races presenting the same range of colour; in all black-and-tan dogs having tan-coloured eye-spots and feet, but in this latter case reversion may possibly have played a part. Low has remarked²⁹ that several breeds of cattle are "sheeted,"—that is, have a broad band of white passing round their bodies like a sheet; this character is strongly inherited and sometimes originates from a cross; it may be the first step in reversion to an original or early type, for, as was shown in the third chapter, white cattle with dark ears, feet, and tip of tail formerly existed, and now exist in a feral or semi-feral condition in several quarters of the world.

Under our second main division, namely, of analogous variations due to reversion, the best cases are afforded by animals, and by none better than by pigeons. In all the most distinct breeds sub-varieties occasionally appear coloured exactly like the parent rock-pigeon, with black wing-bars, white loins, banded tail, &c.; and no one can doubt that these characters are simply due to reversion. So with minor details; turbits properly have white tails, but occasionally a bird is born with a dark-coloured and banded tail; pouters properly have white primary wing-feathers, but not rarely a "sword-flighted" bird, that is, one with the few first primaries dark-coloured, appears; and in these cases we have characters proper to the rock-pigeon, but new to the breed, evidently appearing from reversion. In some domestic varieties the wing-bars, instead of being simply black, as in the rock-pigeon, are beautifully edged with different zones of colour, and they then present a striking analogy with the wing-bars in certain natural species of the same family, such as *Phaps chalcoptera*; and this may probably be accounted for by

²⁹ 'Domesticated Animals,' 1845, p. 351.

all the forms descended from the same remote progenitor having a tendency to vary in the same manner. Thus also we can perhaps understand the fact of some Laughing-pigeons cooing almost like turtle-doves, and of several races having peculiarities in their flight, for certain natural species (viz. *C. torquatrix* and *palembus*) display singular vagaries in this respect. In other cases a race, instead of imitating in character a distinct species, resembles some other race; thus certain runts tremble and slightly elevate their tails, like fantails; and turbits inflate the upper part of their oesophagus, like pouter-pigeons.

It is a common circumstance to find certain coloured marks persistently characterising all the species of a genus, but differing much in tint; and the same thing occurs with the varieties of the pigeon: thus, instead of the general plumage being blue with the wing-bars black, there are snow-white varieties with red bars, and black varieties with white bars; in other varieties the wing-bars, as we have seen, are elegantly zoned with different tints. The Spot pigeon is characterised by the whole plumage being white, excepting the tail and a spot on the forehead; but these parts may be red, yellow, or black. In the rock-pigeon and in many varieties the tail is blue, with the outer edges of the outer feathers white; but in one sub-variety of the monk-pigeon we have a reversed variation, for the tail is white, except the outer edges of the outer feathers, which are black.²⁰

With some species of birds, for instance with gulls, certain coloured parts appear as if almost washed out, and I have observed exactly the same appearance in the terminal dark tail-bar in certain pigeons, and in the whole plumage of certain varieties of the duck. Analogous facts in the vegetable kingdom could be given.

Many sub-varieties of the pigeon have reversed and somewhat lengthened feathers on the back part of their heads, and this is certainly not due to reversion to the parent-species, which shows no trace of such structure; but when we remember that sub-varieties of the fowl, turkey, canary-bird, duck, and goose, all have topknots or reversed feathers on their heads; and when we remember that scarcely a single large natural group of birds can be named, in which some members have not a tuft of feathers on their heads, we may suspect that reversion to some extremely remote form has come into action.

Several breeds of the fowl have either spangled or pencilled feathers; and these cannot be derived from the parent-species, the *Gallus bankiva*; though of course it is possible that an early progenitor of this species may have been spangled, and a still earlier or a later progenitor may have been pencilled. But as many gallinaceous birds are spangled or pencilled, it is a more probable view that the several domestic breeds of the fowl have acquired this kind of plumage from all the members of the family inheriting a tendency to vary in a like manner. The same principle may account for the ewes in certain breeds of sheep being hornless, like the females of some other hollow-horned ruminants; it may account for certain domestic cats having slightly-tufted ears, like those of the lynx; and for the skulls of domestic rabbits often differing from each

²⁰ Bechstein, 'Naturgeschichte Deutschlands,' Band iv., 1795, s. 31.

other in the same characters by which the skulls of the various species of the genus *Lepus* differ.

I will only allude to one other case, already discussed. Now that we know that the wild parent of the ass has striped legs, we may feel confident that the occasional appearance of stripes on the legs of the domestic ass is due to direct reversion; but this will not account for the lower end of the shoulder-stripe being sometimes angularly bent or slightly forked. So, again, when we see dun and other coloured horses with stripes on the spine, shoulders, and legs, we are led, from reasons formerly given, to believe that they reappear from direct reversion to the wild parent-horse. But when horses have two or three shoulder-stripes with one of them occasionally forked at the lower end, or when they have stripes on their faces, or as foals are faintly striped over nearly their whole bodies, with the stripes angularly bent one under the other on the forehead, or irregularly branched in other parts, it would be rash to attribute such diversified characters to the reappearance of those proper to the aboriginal wild horse. As three African species of the genus are much striped, and as we have seen that the crossing of the unstriped species often leads to the hybrid offspring being conspicuously striped—bearing also in mind that the act of crossing certainly causes the reappearance of long-lost characters—it is a more probable view that the above-specified stripes are due to reversion, not to the immediate wild parent-horse, but to the striped progenitor of the whole genus.

I have discussed this subject of analogous variation at considerable length, because, in a future work on natural species, it will be shown that the varieties of one species frequently mock distinct species—a fact in perfect harmony with the foregoing cases, and explicable only on the theory of descent. Secondly, because these facts are important from showing, as remarked in a former chapter, that each trifling variation is governed by law, and is determined in a much higher degree by the nature of the organisation, than by the nature of the conditions to which the varying being has been exposed. Thirdly, because these facts are to a certain extent related to a more general law, namely, that which Mr. B. D. Walsh²¹ has called the “*Law of Equable Variability*,” or, as he explains it, “if any given character is very variable in one species of a group, it will tend to be variable in allied species; and if any given character is perfectly constant in one species of a group, it will tend to be constant in allied species.”

This leads me to recall a discussion in the chapter on Selection, in which it was shown that with domestic races, which are

²¹ ‘Proc. Entomolog. Soc. of Philadelphia,’ Oct. 1863, p. 213.

now undergoing rapid improvement, those parts or characters which are the most valued vary the most. This naturally follows from recently selected characters continually tending to revert to their former less improved standard, and from their being still acted on by the same agencies, whatever these may be, which first caused the characters in question to vary. The same principle is applicable to natural species, for, as stated in my 'Origin of Species,' generic characters are less variable than specific characters; and the latter are those which have been modified by variation and natural selection, since the period when all the species belonging to the same genus branched off from a common progenitor, whilst generic characters are those which have remained unaltered from a much more remote epoch, and accordingly are now less variable. This statement makes a near approach to Mr. Walsh's law of Equable Variability. Secondary sexual characters, it may be added, rarely serve to characterise distinct genera, for they usually differ much in the species of the same genus, and are highly variable in the individuals of the same species; we have also seen in the earlier chapters of this work how variable secondary sexual characters become under domestication.

Summary of the three previous Chapters, on the Laws of Variation.

In the twenty-third chapter we have seen that changed conditions occasionally act in a definite manner on the organisation, so that all, or nearly all, the individuals thus exposed become modified in the same manner. But a far more frequent result of changed conditions, whether acting directly on the organisation or indirectly through the reproductive system being affected, is indefinite and fluctuating variability. In the three latter chapters we have endeavoured to trace some of the laws by which such variability is regulated.

Increased use adds to the size of a muscle, together with the blood-vessels, nerves, ligaments, the crests of bone to which these are attached, the whole bone and other connected bones. So it is with various glands. Increased functional activity strengthens the sense-organs. Increased and intermittent pressure thickens the epidermis; and a change in the nature of the food sometimes modifies the coats of the stomach, and increases or

decreases the length of the intestines. Continued disuse, on the other hand, weakens and diminishes all parts of the organisation. Animals which during many generations have taken but little exercise, have their lungs reduced in size, and as a consequence the bony fabric of the chest, and the whole form of the body, become modified. With our anciently domesticated birds, the wings have been little used, and they are slightly reduced; with their decrease, the crest of the sternum, the scapulae, coracoids, and furcula, have all been reduced.

With domesticated animals, the reduction of a part from disuse is never carried so far that a mere rudiment is left, but we have good reason to believe that this has often occurred under nature. The cause of this difference probably is that with domestic animals not only sufficient time has not been granted for so profound a change, but that, from not being exposed to a severe struggle for life, the principle of the economy of organisation does not come into action. On the contrary, we sometimes see that structures which are rudimentary in the parent-species become partially redeveloped in their domesticated progeny. When rudiments are formed or left under domestication, they are the result of a sudden arrest of development, and not of long-continued disuse with the absorption of all superfluous parts; nevertheless they are of interest, as showing that rudiments are the relics of organs once perfectly developed.

Corporeal, periodical, and mental habits, though the latter have been almost passed over in this work, become changed under domestication, and the changes are often inherited. Such changed habits in any organic being, especially when living a free life, would often lead to the augmented or diminished use of various organs, and consequently to their modification. From long-continued habit, and more especially from the occasional birth of individuals with a slightly different constitution, domestic animals and cultivated plants become to a certain extent acclimatised, or adapted to a climate different from that proper to the parent-species.

Through the principle of correlated variability, when one part varies other parts vary,—either simultaneously, or one after the other. Thus an organ modified during an early embryonic period affects other parts subsequently developed. When an

organ, such as the beak, increases or decreases in length, adjoining or correlated parts, as the tongue and the orifice of the nostrils, tend to vary in the same manner. When the whole body increases or decreases in size, various parts become modified; thus with pigeons the ribs increase or decrease in number and breadth. Homologous parts, which are identical during their early development and are exposed to similar conditions, tend to vary in the same or in some connected manner,—as in the case of the right and left sides of the body, of the front and hind limbs, and even of the head and limbs. So it is with the organs of sight and hearing; for instance, white cats with blue eyes are almost always deaf. There is a manifest relation throughout the body between the skin and its various appendages of hair, feathers, hoofs, horns, and teeth. In Paraguay, horses with curly hair have hoofs like those of a mule; the wool and the horns of sheep vary together; hairless dogs are deficient in their teeth; men with redundant hair have abnormal teeth, either deficient or in excess. Birds with long wing-feathers usually have long tail-feathers. When long feathers grow from the outside of the legs and toes of pigeons, the two outer toes are connected by membrane; for the whole leg tends to assume the structure of the wing. There is a manifest relation between a crest of feathers on the head and a marvellous amount of change in the skull of various fowls; and in a lesser degree, between the greatly elongated, lopping ears of rabbits and the structure of their skulls. With plants, the leaves, various parts of the flower, and the fruit, often vary together in a correlated manner.

In some cases we find correlation without being able even to conjecture what is the nature of the connexion, as with various correlated monstrosities and diseases. This is likewise the case with the colour of the adult pigeon, in connexion with the presence of down on the young bird. Numerous curious instances have been given of peculiarities of constitution, in correlation with colour, as shown by the immunity of individuals of some one colour from certain diseases, from the attacks of parasites, and from the action of certain vegetable poisons.

Correlation is an important subject; for with species, and in a lesser degree with domestic races, we continually find that

certain parts have been greatly modified to serve some useful purpose; but we almost invariably find that other parts have likewise been more or less modified, without our being able to discover any advantage in the change. No doubt great caution is necessary in coming to this conclusion, for it is difficult to overrate our ignorance on the use of various parts of the organisation; but from what we have now seen, we may believe that many modifications are of no direct service, having arisen in correlation with other and useful changes.

Homologous parts during their early development evince an affinity for each other,—that is, they tend to cohere and fuse together much more readily than other parts. This tendency to fusion explains a multitude of normal structures. Multiple and homologous organs are especially liable to vary in number and probably in form. As the supply of organised matter is not unlimited, the principle of compensation sometimes comes into action; so that, when one part is greatly developed, adjoining parts or functions are apt to be reduced; but this principle is probably of much less importance than the more general one of the economy of growth. Through mere mechanical pressure hard parts occasionally affect soft adjoining parts. With plants the position of the flowers on the axis, and of the seeds in the capsule, sometimes leads, through a freer flow of sap, to changes of structure; but these changes are often due to reversion. Modifications, in whatever manner caused, will be to a certain extent regulated by that co-ordinating power or *visus formativus*, which is in fact a remnant of one of the forms of reproduction, displayed by many lowly organised beings in their power of fissiparous generation and budding. Finally, the effects of the laws, which directly or indirectly govern variability, may be largely influenced by man's selection, and will so far be determined by natural selection that changes advantageous to any race will be favoured and disadvantageous changes checked.

Domestic races descended from the same species, or from two or more allied species, are liable to revert to characters derived from their common progenitor, and, as they have much in common in their constitutions, they are also liable under changed conditions to vary in the same manner; from these

two causes analogous varieties often arise. When we reflect on the several foregoing laws, imperfectly as we understand them, and when we bear in mind how much remains to be discovered, we need not be surprised at the extremely intricate manner in which our domestic productions have varied, and still go on varying.

CHAPTER XXVII.

PROVISIONAL HYPOTHESIS OF PANGENESIS.

PRELIMINARY REMARKS. — FIRST PART:— THE FACTS TO BE CONNECTED UNDER A SINGLE POINT OF VIEW, NAMELY, THE VARIOUS KINDS OF REPRODUCTION — THE DIRECT ACTION OF THE MALE ELEMENT ON THE FEMALE — DEVELOPMENT — THE FUNCTIONAL INDEPENDENCE OF THE ELEMENTS OR UNITS OF THE BODY — VARIABILITY — INHERITANCE — REVERSION.

SECOND PART:— STATEMENT OF THE HYPOTHESIS — HOW FAR THE NECESSARY ASSUMPTIONS ARE DIPROBABLE — EXPLANATION BY AID OF THE HYPOTHESIS OF THE SEVERAL CLASSES OF FACTS SPECIFIED IN THE FIRST PART — CONCLUSION.

IN the previous chapters large classes of facts, such as those bearing on bud-variation, the various forms of inheritance, the causes and laws of variation, have been discussed; and it is obvious that these subjects, as well as the several modes of reproduction, stand in some sort of relation to each other. I have been led, or rather forced, to form a view which to a certain extent connects these facts by a tangible method. Every one would wish to explain to himself, even in an imperfect manner, how it is possible for a character possessed by some remote ancestor suddenly to reappear in the offspring; how the effects of increased or decreased use of a limb can be transmitted to the child; how the male sexual element can act not solely on the ovule, but occasionally on the mother-form; how a limb can be reproduced on the exact line of amputation, with neither too much nor too little added; how the various modes of reproduction are connected, and so forth. I am aware that my view is merely a provisional hypothesis or speculation; but until a better one be advanced, it may be serviceable by bringing together a multitude of facts which are at present left disconnected by any efficient cause. As Whewell, the historian of the inductive sciences, remarks:—"Hypotheses may often be of service to science, when they involve a certain portion of incompleteness, and even of error." Under this point of view I venture to advance the hypothesis of Pangenesis, which im-

plies that the whole organisation, in the sense of every separate atom or unit, reproduces itself. Hence ovules and pollen-grains,—the fertilised seed or egg, as well as buds,—include and consist of a multitude of germs thrown off from each separate atom of the organism.

In the First Part I will enumerate as briefly as I can the groups of facts which seem to demand connection; but certain subjects, not hitherto discussed, must be treated at disproportionate length. In the Second Part the hypothesis will be given; and we shall see, after considering how far the necessary assumptions are in themselves improbable, whether it serves to bring under a single point of view the various facts.

PART I.

Reproduction may be divided into two main classes, namely, sexual and asexual. The latter is effected in many ways—by gemmation, that is by the formation of buds of various kinds, and by fissiparous generation, that is by spontaneous or artificial division. It is notorious that some of the lower animals, when cut into many pieces, reproduce so many perfect individuals: Lyonnet cut a Nais or freshwater worm into nearly forty pieces, and these all reproduced perfect animals.¹ It is probable that segmentation could be carried much further in some of the protozoa, and with some of the lowest plants each cell will reproduce the parent-form. Johannes Müller thought that there was an important distinction between gemmation and fission; for in the latter case the divided portion, however small, is more perfectly organised; but most physiologists are now convinced that the two processes are essentially alike.² Prof. Huxley remarks, "fission is little more than a peculiar

¹ Quoted by Paget, 'Lectures on Pathology,' 1853, p. 159.

² Dr. Lechmann, also, observes ('Annals and Mag. of Nat. History,' 2nd series, vol. xix., 1857, p. 231) with respect to infusoria, that "fission and gemmation pass into each other almost imperceptibly." Again, Mr. W. C. Minor ('Annals and Mag. of Nat. Hist.,' 3rd series, vol. xi. p. 328)

shows that with Annelids the distinction that has been made between fission and budding is not a fundamental one. See Bonnet, 'Œuvres d'Hist. Nat.,' tom. v., 1781, p. 339, for remarks on the budding-out of the amputated limbs of Salamanders. See, also, Professor Clark's work 'Mind in Nature,' New York, 1865, pp. 62, 94.

“mode of budding,” and Prof. H. J. Clark, who has especially attended to this subject, shows in detail that there is sometimes “a compromise between self-division and budding.” When a limb is amputated, or when the whole body is bisected, the cut extremities are said to bud forth; and as the papilla, which is first formed, consists of undeveloped cellular tissue like that forming an ordinary bud, the expression is apparently correct. We see the connection of the two processes in another way; for Trembley observed that with the hydra the reproduction of the head after amputation was checked as soon as the animal began to bud.³

Between the production, by fissiparous generation, of two or more complete individuals, and the repair of even a very slight injury, we have, as remarked in a former chapter, so perfect and insensible a gradation, that it is impossible to doubt that they are connected processes. Between the power which repairs a trifling injury in any part, and the power which previously “was occupied in its maintenance by the continued “mutation of its particles,” there cannot be any great difference; and we may follow Mr. Paget in believing them to be the self-same power. As at each stage of growth an amputated part is replaced by one in the same state of development, we must likewise follow Mr. Paget in admitting “that the powers “of development from the embryo are identical with those “exercised for the restoration from injuries: in other words, “that the powers are the same by which perfection is first “achieved, and by which, when lost, it is recovered.”⁴ Finally, we may conclude that the several forms of gemmation, and of fissiparous generation, the repair of injuries, the maintenance of each part in its proper state, and the growth or progressive development of the whole structure of the embryo, are all essentially the results of one and the same great power.

Sexual Generation.—The union of the two sexual elements seems to make a broad distinction between sexual and asexual reproduction. But the well-ascertained cases of Parthenogenesis prove that the distinction is not really so great as it at first appears; for ovules occasionally, and even in some cases fre-

³ Paget, ‘Lectures on Pathology,’ 1853, p. 158.

⁴ *Idem*, pp. 152, 164.

quently, become developed into perfect beings, without the concurrence of the male element. J. Müller and others admit that ovules and buds have the same essential nature. Certain bodies, which during their early development cannot be distinguished by any external character from true ovules, nevertheless must be classed as buds, for though formed within the ovarium they are incapable of fertilisation. This is the case with the germ-balls of the Cecidomyide larvæ, as described by Leuckart.⁵ Ovules and the male element, before they become united, have, like buds, an independent existence.⁶ Both have the power of transmitting every single character possessed by the parent-form. We see this clearly when hybrids are paired *inter se*, for the characters of either grandparent often reappear, either perfectly or by segments, in the progeny. It is an error to suppose that the male transmits certain characters and the female other characters; though no doubt, from unknown causes, one sex sometimes has a stronger power of transmission than the other.

It has been maintained by some authors that a bud differs essentially from a fertilised germ, by always reproducing the perfect character of the parent-stock; whilst fertilised germs become developed into beings which differ, in a greater or less degree, from each other and from their parents. But there is no such broad distinction as this. In the eleventh chapter, numerous cases were given showing that buds occasionally grow into plants having new and strongly marked characters; and varieties thus produced can be propagated for a length of time by buds, and occasionally by seed. Nevertheless, it must be admitted that beings produced sexually are much more liable to vary than those produced asexually; and of this fact a partial explanation will hereafter be attempted. The variability in both cases is determined by the same general causes, and is governed by the same laws. Hence new varieties arising from buds cannot be distinguished from those arising from seed. Although bud-varieties usually retain their character during

⁵ On the Asexual Reproduction of Cecidomyide Larvæ, translated in 'Annals and Mag. of Nat. Hist.,' March 1866, pp. 167, 171.

⁶ See some excellent remarks on this head by Quatrefages, in 'Annales des Sc. Nat.,' Zoolog., 3rd series, 1850, p. 138.

successive bud-generations, yet they occasionally revert, even after a long series of bud-generations, to their former character. This tendency to reversion in buds is one of the most remarkable of the several points of agreement between the offspring from bud and seminal reproduction.

There is, however, one difference between beings produced sexually and asexually, which is very general. The former usually pass in the course of their development from a lower to a higher grade, as we see in the metamorphoses of insects and in the concealed metamorphoses of the vertebrata; but this passage from a lower to a higher grade cannot be considered as a necessary accompaniment of sexual reproduction, for hardly anything of the kind occurs in the development of *Aphis* amongst insects, or with certain crustaceans, cephalopods, or with any of the higher vascular plants. Animals propagated asexually by buds or fission are on the other hand never known to undergo a retrogressive metamorphosis; that is, they do not first sink to a lower, before passing on to their higher and final stage of development. But during the act of asexual production or subsequently to it, they often advance in organisation, as we see in the many cases of "alternate generation." In thus speaking of alternate generation, I follow those naturalists who look at the process as essentially one of internal budding or of fissiparous generation. Some of the lower plants, however, such as mosses and certain algæ, according to Dr. L. Radlkofer,⁷ when propagated asexually, do undergo a retrogressive metamorphosis. We can to a certain extent understand, as far as the final cause is concerned, why beings propagated by buds should so rarely retrogress during development; for with each organism the structure acquired at each stage of development must be adapted to its peculiar habits. Now, with beings produced by gemmation,—and this, differently from sexual reproduction, may occur at any period of growth,—if there were places for the support of many individuals at some one stage of development, the simplest plan would be that they should be multiplied by gemmation at that stage, and not that they should first retrograde in their development to an earlier or simpler structure, which might not be fitted for the surrounding conditions.

⁷ *Annals and Mag. of Nat. Hist.*, 2nd series, vol. xx., 1857, pp. 153-455.

From the several foregoing considerations we may conclude that the difference between sexual and asexual generation is not nearly so great as it at first appears; and we have already seen that there is the closest agreement between gemmation, fissiparous generation, the repair of injuries, and ordinary growth or development. The capacity of fertilisation by the male element seems to be the chief distinction between an ovule and a bud; and this capacity is not invariably brought into action, as in the cases of parthenogenetic reproduction. We are here naturally led to inquire what the final cause can be of the necessity in ordinary generation for the concurrence of the two sexual elements.

Seeds and ova are often highly serviceable as the means of disseminating plants and animals, and of preserving them during one or more seasons in a dormant state; but unimpregnated seeds or ova, and detached buds, would be equally serviceable for both purposes. We can, however, indicate two important advantages gained by the concurrence of the two sexes, or rather of two individuals belonging to opposite sexes; for, as I have shown in a former chapter, the structure of every organism appears to be especially adapted for the concurrence, at least occasionally, of two individuals. In nearly the same manner as it is admitted by naturalists that hybridism, from inducing sterility, is of service in keeping the forms of life distinct and fitted for their proper places; so, when species are rendered highly variable by changed conditions of life, the free intercrossing of the varying individuals will tend to keep each form fitted for its proper place in nature; and crossing can be effected only by sexual generation, but whether the end thus gained is of sufficient importance to account for the first origin of sexual intercourse is very doubtful. Secondly, I have shown, from the consideration of a large body of facts, that, as a slight change in the conditions of life is beneficial to each creature, so, in an analogous manner, is the change effected in the germ by sexual union with a distinct individual; and I have been led, from observing the many widely-extended provisions throughout nature for this purpose, and from the greater vigour of crossed organisms of all kinds, as proved by direct experiments, as well as from the evil effects of close interbreeding when long

continued, to believe that the advantage thus gained is very great. Besides these two important ends, there may, of course, be others, as yet unknown to us, gained by the concurrence of the two sexes.

Why the germ, which before impregnation undergoes a certain amount of development, ceases to progress and perishes, unless it be acted on by the male element; and why conversely the male element, which is enabled to keep alive for even four or five years within the spermatheca of a female insect, likewise perishes, unless it acts on or unites with the germ, are questions which cannot be answered with any certainty. It is, however, possible that both sexual elements perish, unless brought into union, simply from including too little formative matter for independent existence and development; for certainly they do not in ordinary cases differ in their power of giving character to the embryo. This view of the importance of the quantity of formative matter seems probable from the following considerations. There is no reason to suspect that the spermatozoa or pollen-grains of the same individual animal or plant differ from each other; yet Quatrefages has shown in the case of the *Teredo*,⁹ as did formerly Prevost and Dumas with other animals, that more than one spermatozoon is requisite to fertilise an ovule. This has likewise been clearly proved by Newport,⁹ who adds the important fact, established by numerous experiments, that, when a very small number of spermatozoa are applied to the ova of Batrachians, they are only partially impregnated and the embryo is never fully developed: the first step, however, towards development, namely, the partial segmentation of the yolk, does occur to a greater or less extent, but is never completed up to granulation. The rate of the segmentation is likewise determined by the number of the spermatozoa. With respect to plants, nearly the same results were obtained by Kölreuter and Gärtner. This last careful observer found,¹⁰ after making successive trials on a *Malva* with more and more pollen-grains, that even thirty grains did not fertilise a single seed; but when forty grains were applied to the

⁹ 'Annales des Sc. Nat.,' 3rd series, 1850, tom. xiii.

⁹ 'Transact. Phil. Soc.,' 1851, pp. 196, 208, 210; 1853, p. 245, 247.

¹⁰ 'Beiträge zur Kenntniss,' &c., 1844, s. 345.

stigma, a few seeds of small size were formed. The pollen-grains of *Mirabilis* are extraordinarily large, and the ovarium contains only a single ovule; and these circumstances led Naudin¹¹ to make the following interesting experiments: a flower was fertilised by three grains and succeeded perfectly; twelve flowers were fertilised by two grains, and seventeen flowers by a single grain, and of these one flower alone in each lot perfected its seed; and it deserves especial notice that the plants produced by these two seeds never attained their proper dimensions, and bore flowers of remarkably small size. From these facts we clearly see that the quantity of the peculiar formative matter which is contained within the spermatozoa and pollen-grains is an all-important element in the act of fertilisation, not only in the full development of the seed, but in the vigour of the plant produced from such seed. We see something of the same kind in certain cases of parthenogenesis, that is, when the male element is wholly excluded; for M. Jourdan¹² found that, out of about 58,000 eggs laid by unimpregnated silk-moths, many passed through their early embryonic stages, showing that they were capable of self-development, but only twenty-nine out of the whole number produced caterpillars. Therefore it is not an improbable view that deficient bulk or quantity in the formative matter, contained within the sexual elements, is the main cause of their not having the capacity of prolonged separate existence and development. The belief that it is the function of the spermatozoa to communicate life to the ovule seems a strange one, seeing that the unimpregnated ovule is already alive and continues for a considerable time alive. We shall hereafter see that it is probable that the sexual elements, or possibly only the female element, include certain primordial cells, that is, such as have undergone no differentiation, and which are not present in an active state in buds.

Graft-hybrids.—When discussing in the eleventh chapter the curious case of the *Cytisus adami*, facts were given which render it to a certain degree probable, in accordance with the belief of some distinguished botanists, that, when the tissues of two plants

¹¹ 'Nouvelles Archives du Muséum,' tom. i, p. 27.

¹² As quoted by Sir J. Lubbock in 'Nat. Hist. Review,' 1862, p. 345.

belonging to distinct species or varieties are intimately united, buds are afterwards occasionally produced which, like hybrids, combine the characters of the two united forms. It is certain that when trees with variegated leaves are grafted or budded on a common stock, the latter sometimes produces buds bearing variegated leaves; but this may perhaps be looked at as a case of inoculated disease. Should it ever be proved that hybridised buds can be formed by the union of two distinct vegetative tissues, the essential identity of sexual and asexual reproduction would be shown in the most interesting manner; for the power of combining in the offspring the characters of both parents, is the most striking of all the functions of sexual generation.

Direct Action of the Male Element on the Female.—In the chapter just referred to, I have given abundant proofs that foreign pollen occasionally affects the mother-plant in a direct manner. Thus, when Galesio fertilised an orange-flower with pollen from the lemon, the fruit bore stripes of perfectly characterised lemon-peel: with peas, several observers have seen the colour of the seed-coats and even of the pod directly affected by the pollen of a distinct variety; so it has been with the fruit of the apple, which consists of the modified calyx and upper part of the flower-stalk. These parts in ordinary cases are wholly formed by the mother-plant. We here see the male element affecting and hybridising not that part which it is properly adapted to affect, namely the ovule, but the partially developed tissues of a distinct individual. We are thus brought half-way towards a graft-hybrid, in which the cellular tissue of one form, instead of its pollen, is believed to hybridise the tissues of a distinct form. I formerly assigned reasons for rejecting the belief that the mother-plant is affected through the intervention of the hybridised embryo; but even if this view were admitted, the case would become one of graft-hybridism, for the fertilised embryo and the mother-plant must be looked at as distinct individuals.

With animals which do not breed until nearly mature, and of which all the parts are then fully developed, it is hardly possible that the male element should directly affect the female. But we have the analogous and perfectly well-ascertained case of the male element of a distinct form, as with the

quagga and Lord Morton's mare, affecting the ovarium of the female, so that the ovules and offspring subsequently produced by her when impregnated by other males are plainly affected and hybridised by the first male.

Development.—The fertilised germ reaches maturity by a vast number of changes: these are either slight and slowly effected, as when the child grows into the man, or are great and sudden, as with the metamorphoses of most insects. Between these extremes we have, even within the same class, every gradation: thus, as Sir J. Lubbock has shown,¹³ there is an Ephemeropterous insect which moults above twenty times, undergoing each time a slight but decided change of structure; and these changes, as he further remarks, probably reveal to us the normal stages of development which are concealed and hurried through, or suppressed, in most other insects. In ordinary metamorphoses, the parts and organs appear to become changed into the corresponding parts in the next stage of development; but there is another form of development, which has been called by Professor Owen metagenesis. In this case "the new parts are not moulded upon the inner surface of the old ones. The plastic force has changed its course of operation. The outer case, and all that gave form and character to the precedent individual, perish and are cast off; they are not changed into the corresponding parts of the new individual. These are due to a new and distinct developmental process," &c.¹⁴ Metamorphosis, however, graduates so insensibly into metagenesis, that the two processes cannot be distinctly separated. For instance, in the last change which Cirripedes undergo, the alimentary canal and some other organs are moulded on pre-existing parts; but the eyes of the old and the young animal are developed in entirely different parts of the body; the tips of the mature limbs are formed within the larval limbs, and may be said to be metamorphosed from them; but their basal portions and the whole thorax are developed in a plane actually at right angles to the limbs and thorax of the larva; and this

¹³ 'Transact. Linn. Soc.,' vol. xxiv., 1863, p. 62.

¹⁴ 'Parthenogenesis,' 1849, pp. 25-26. Prof. Huxley has some excellent remarks ('Medical Times,' 1856, p. 637)

on this subject, in reference to the development of star-fishes, and shows how curiously metamorphosis graduates into gemmation or zoid-formation, which is in fact the same as metagenesis.

may be called metagenesis. The metagenetic process is carried to an extreme degree in the development of some Echinoderms, for the animal in the second stage of development is formed almost like a bud within the animal of the first stage, the latter being then cast off like an old vestment, yet sometimes still maintaining for a short period an independent vitality.¹⁵

If, instead of a single individual, several were to be thus developed metagenetically within a pre-existing form, the process would be called one of alternate generation. The young thus developed may either closely resemble the encasing parent-form, as with the larvæ of *Cecidomyia*, or may differ to an astonishing degree, as with many parasitic worms and with jelly-fishes; but this does not make any essential difference in the process, any more than the greatness or abruptness of the change in the metamorphoses of insects.

The whole question of development is of great importance for our present subject. When an organ, the eye for instance, is metagenetically formed in a part of the body where during the previous stage of development no eye existed, we must look at it as a new and independent growth. The absolute independence of new and old structures, which correspond in structure and function, is still more obvious when several individuals are formed within a previous encasing form, as in the cases of alternate generation. The same important principle probably comes largely into play even in the case of continuous growth, as we shall see when we consider the inheritance of modifications at corresponding ages.

We are led to the same conclusion, namely, the independence of parts successively developed, by another and quite distinct group of facts. It is well known that many animals belonging to the same class, and therefore not differing widely from each other, pass through an extremely different course of development. Thus certain beetles, not in any way remarkably different from others of the same order, undergo what has been called a hyper-metamorphosis—that is, they pass through an early stage wholly different from the ordinary grub-like larva. In the same sub-order of crabs, namely, the *Macroura*, as Fritz

¹⁵ Prof. J. Reay Greene, in Günther's 'Record of Zoolog. Lit.' 1865, p. 625.

Müller remarks, the river cray-fish is hatched under the same form which it ever afterwards retains; the young lobster has divided legs, like a Mysis; the Palæmon appears under the form of a Zœa, and Peneus under the Nauplius-form; and how wonderfully these larval forms differ from each other, is known to every naturalist.¹⁶ Some other crustaceans, as the same author observes, start from the same point and arrive at nearly the same end, but in the middle of their development are widely different from each other. Still more striking cases could be given with respect to the Echinodermata. With the Medusæ or jelly-fishes Professor Allman observes, "the classification of the Hydroida would be a comparatively simple task if, as has been erroneously asserted, generically-identical medusoids always arose from generically-identical polypoids; and on the other hand, that generically-identical polypoids always gave origin to generically-identical medusoids." So, again, Dr. Strehill Wright remarks, "in the life-history of the Hydroidæ any phase, planuloid, polypoid, or medusoid, may be absent."¹⁷

According to the belief now generally accepted by our best naturalists, all the members of the same order or class, the Macrourous crustaceans for instance, are descended from a common progenitor. During their descent they have diverged much in structure, but have retained much in common; and this divergence and retention of character has been effected, though they have passed and still pass through marvellously different metamorphoses. This fact well illustrates how independent each structure must be from that which precedes and follows it in the course of development.

The Functional Independence of the Elements or Units of the Body.—Physiologists agree that the whole organism consists of a multitude of elemental parts, which are to a great extent independent of each other. Each organ, says Claude Bernard,¹⁸

¹⁶ Fritz Müller's 'Für Darwin,' 1864, s. 65, 71. The highest authority on crustaceans, Prof. Milne Edwards, insists ('Annal. des Sci. Nat.,' 2nd series, Zoolog., tom. iii. p. 322) on their metamorphoses differing even in closely allied genera.

¹⁷ Prof. Allman, in 'Annals and Mag. of Nat. Hist.,' 3rd series, vol. xiii., 1864, p. 348; Dr. S. Wright, idem, vol. viii., 1861, p. 127. See also p. 358 for analogous statements by Sars.

¹⁸ 'Tissus Vivants,' 1866, p. 22.

has its proper life, its autonomy; it can develop and reproduce itself independently of the adjoining tissues. The great German authority, Virchow,¹⁹ asserts still more emphatically that each system, as the nervous or osseous system, or the blood, consists of an "enormous mass of minute centres of action. . . . Every element has its own special action, and even though it derive its stimulus to activity from other parts, yet alone effects the actual performance of its duties. . . . Every single epithelial and muscular fibre-cell leads a sort of parasitical existence in relation to the rest of the body. . . . Every single bone-corpuscle really possesses conditions of nutrition peculiar to itself." Each element, as Mr. Paget remarks, lives its appointed time, and then dies, and, after being cast off or absorbed, is replaced.²⁰ I presume that no physiologist doubts that, for instance, each bone-corpuscle of the finger differs from the corresponding corpuscle in the corresponding joint of the toe; and there can hardly be a doubt that even those on the corresponding sides of the body differ, though almost identical in nature. This near approach to identity is curiously shown in many diseases in which the same exact points on the right and left sides of the body are similarly affected; thus Mr. Paget²¹ gives a drawing of a diseased pelvis, in which the bone has grown into a most complicated pattern, but "there is not one spot or line on one side which is not represented, as exactly as it would be in a mirror, on the other."

Many facts support this view of the independent life of each minute element of the body. Virchow insists that a single bone-corpuscle or a single cell in the skin may become diseased. The spur of a cock, after being inserted into the eye of an ox, lived for eight years, and acquired a weight of 306 grammes, or nearly fourteen ounces.²² The tail of a pig has been grafted into the middle of its back, and reacquired sensibility. Dr. Ollier²³ inserted a piece of periosteum from the bone of a young dog under the skin of a rabbit, and true bone was developed. A multitude of similar facts could be given. The

¹⁹ 'Cellular Pathology,' translated by Dr. Cuance, 1860, pp. 14, 18, 83, 460.

²⁰ Paget, 'Surgical Pathology,' vol. I., 1853, pp. 12-14.

²¹ *Ibid.*, p. 19.

²² Mantegazza, quoted in 'Popular Science Review,' July 1865, p. 522.

²³ 'De la Production Artificielle des Os,' p. 8.

frequent presence of hairs and of perfectly developed teeth, even teeth of the second dentition, in ovarian tumours,²⁴ are facts leading to the same conclusion.

Whether each of the innumerable autonomous elements of the body is a cell or the modified product of a cell, is a more doubtful question, even if so wide a definition be given to the term, as to include cell-like bodies without walls and without nuclei.²⁵ Professor Lionel Beale uses the term "germinal matter" for the contents of cells, taken in this wide acceptation, and he draws a broad distinction between germinal matter and "formed material" or the various products of cells.²⁶ But the doctrine of *omnis cellula e cellula* is admitted for plants, and is a widely prevalent belief with respect to animals.²⁷ Thus Virchow, the great supporter of the cellular theory, whilst allowing that difficulties exist, maintains that every atom of tissue is derived from cells, and these from pre-existing cells, and these primarily from the egg, which he regards as a great cell. That cells, still retaining the same nature, increase by self-division or proliferation, is admitted by almost every one. But when an organism undergoes a great change of structure during development, the cells, which at each stage are supposed to be directly derived from previously-existing cells, must likewise be greatly changed in nature; this change is apparently attributed by the supporters of the cellular doctrine to some inherent power which the cells possess, and not to any external agency.

Another school maintains that cells and tissues of all kinds may be formed, independently of pre-existing cells, from plastic lymph or blastema; and this it is thought is well exhibited in the repair of wounds. As I have not especially attended to histology, it would be presumptuous in me to express an opinion on the two opposed doctrines. But every one appears to admit that the body consists of a multitude of "organic units,"²⁸

²⁴ Isidore Geoffroy St. Hilaire. 'Hist. des Anomales,' tom. ii. pp. 549, 560, 562; Virchow, *idem*, p. 484.

²⁵ For the most recent classification of cells, see Ernst Haeckel's 'Generelle Morpholog.,' Band ii., 1866, s. 275.

²⁶ 'The Structure and Growth of Tissues,' 1863, p. 21, &c.

²⁷ Dr. W. Turner, 'The present

Aspect of Cellular Pathology,' 'Edinburgh Medical Journal,' April, 1863.

²⁸ This term is used by Dr. E. Montgomery ('On the Formation of so-called Cells in Animal Bodies,' 1867, p. 42), who denies that cells are derived from other cells by a process of growth, but believes that they originate through certain chemical changes.

each of which possesses its own proper attributes, and is to a certain extent independent of all others. Hence it will be convenient to use indifferently the terms cells or organic units or simply units.

Variability and Inheritance.—We have seen in the twenty-second chapter that variability is not a principle co-ordinate with life or reproduction, but results from special causes, generally from changed conditions acting during successive generations. Part of the fluctuating variability thus induced is apparently due to the sexual system being easily affected by changed conditions, so that it is often rendered impotent; and when not so seriously affected, it often fails in its proper function of transmitting truly the characters of the parents to the offspring. But variability is not necessarily connected with the sexual system, as we see from the cases of bud-variation; and although we may not be able to trace the nature of the connexion, it is probable that many deviations of structure which appear in sexual offspring result from changed conditions acting directly on the organisation, independently of the reproductive organs. In some instances we may feel sure of this, when all, or nearly all the individuals which have been similarly exposed are similarly and definitely affected—as in the dwarfed and otherwise changed maize brought from hot countries when cultivated in Germany; in the change of the fleece in sheep within the tropics; to a certain extent in the increased size and early maturity of our highly-improved domesticated animals; in inherited gout from intemperance; and in many other such cases. Now, as such changed conditions do not especially affect the reproductive organs, it seems mysterious on any ordinary view why their product, the new organic being, should be similarly affected.

How, again, can we explain to ourselves the inherited effects of the use or disuse of particular organs? The domesticated duck flies less and walks more than the wild duck, and its limb-bones have become in a corresponding manner diminished and increased in comparison with those of the wild duck. A horse is trained to certain paces, and the colt inherits similar consensual movements. The domesticated rabbit becomes tame from close confinement; the dog intelligent from associating with man; the retriever is taught to fetch and carry: and these

mental endowments and bodily powers are all inherited. Nothing in the whole circuit of physiology is more wonderful. How can the use or disuse of a particular limb or of the brain affect a small aggregate of reproductive cells, seated in a distant part of the body, in such a manner that the being developed from these cells inherits the characters of either one or both parents? Even an imperfect answer to this question would be satisfactory.

Sexual reproduction does not essentially differ, as we have seen, from budding or self-division, and these processes graduate through the repair of injuries into ordinary development and growth; it might therefore be expected that every character would be as regularly transmitted by all the methods of reproduction as by continued growth. In the chapters devoted to inheritance it was shown that a multitude of newly-acquired characters, whether injurious or beneficial, whether of the lowest or highest vital importance, are often faithfully transmitted—frequently even when one parent alone possesses some new peculiarity. It deserves especial attention that characters appearing at any age tend to reappear at a corresponding age. We may on the whole conclude that in all cases inheritance is the rule, and non-inheritance the anomaly. In some instances a character is not inherited, from the conditions of life being directly opposed to its development; in many instances, from the conditions incessantly inducing fresh variability, as with grafted fruit-trees and highly cultivated flowers. In the remaining cases the failure may be attributed to reversion, by which the child resembles its grandparents or more remote progenitors, instead of its parents.

This principle of Reversion is the most wonderful of all the attributes of Inheritance. It proves to us that the transmission of a character and its development, which ordinarily go together and thus escape discrimination, are distinct powers; and these powers in some cases are even antagonistic, for each acts alternately in successive generations. Reversion is not a rare event, depending on some unusual or favourable combination of circumstances, but occurs so regularly with crossed animals and plants, and so frequently with uncrossed breeds, that it is evidently an essential part of the principle of inheritance. We know that

changed conditions have the power of evoking long-lost characters, as in the case of some feral animals. The act of crossing in itself possesses this power in a high degree. What can be more wonderful than that characters, which have disappeared during scores, or hundreds, or even thousands of generations, should suddenly reappear perfectly developed, as in the case of pigeons and fowls when purely bred, and especially when crossed; or as with the zebrine stripes on dun-coloured horses, and other such cases? Many monstrosities come under this same head, as when rudimentary organs are redeveloped, or when an organ which we must believe was possessed by an early progenitor, but of which not even a rudiment is left, suddenly reappears, as with the fifth stamen in some *Scrophulariaceæ*. We have already seen that reversion acts in bud-reproduction; and we know that it occasionally acts during the growth of the same individual animal, especially, but not exclusively, when of crossed parentage,—as in the rare cases described of individual fowls, pigeons, cattle, and rabbits, which have reverted as they advanced in years to the colours of one of their parents or ancestors.

We are led to believe, as formerly explained, that every character which occasionally reappears is present in a latent form in each generation, in nearly the same manner as in male and female animals secondary characters of the opposite sex lie latent, ready to be evolved when the reproductive organs are injured. This comparison of the secondary sexual characters which are latent in both sexes, with other latent characters, is the more appropriate from the case recorded of the Hen, which assumed some of the masculine characters, not of her own race, but of an early progenitor; she thus exhibited at the same time the redevelopment of latent characters of both kinds and connected both classes. In every living creature we may feel assured that a host of lost characters lie ready to be evolved under proper conditions. How can we make intelligible, and connect with other facts, this wonderful and common capacity of reversion,—this power of calling back to life long-lost characters?

PART II.

I have now enumerated the chief facts which every one would desire to connect by some intelligible bond. This can be done, as it seems to me, if we make the following assumptions; if the first and chief one be not rejected, the others, from being supported by various physiological considerations, will not appear very improbable. It is almost universally admitted that cells, or the units of the body, propagate themselves by self-division or proliferation, retaining the same nature, and ultimately becoming converted into the various tissues and substances of the body. But besides this means of increase I assume that cells, before their conversion into completely passive or "formed material," throw off minute granules or atoms, which circulate freely throughout the system, and when supplied with proper nutriment multiply by self-division, subsequently becoming developed into cells like those from which they were derived. These granules for the sake of distinctness may be called cell-gemmules, or, as the cellular theory is not fully established, simply gemmules. They are supposed to be transmitted from the parents to the offspring, and are generally developed in the generation which immediately succeeds, but are often transmitted in a dormant state during many generations and are then developed. Their development is supposed to depend on their union with other partially developed cells or gemmules which precede them in the regular course of growth. Why I use the term union, will be seen when we discuss the direct action of pollen on the tissues of the mother-plant. Gemmules are supposed to be thrown off by every cell or unit, not only during the adult state, but during all the stages of development. Lastly, I assume that the gemmules in their dormant state have a mutual affinity for each other, leading to their aggregation either into buds or into the sexual elements. Hence, speaking strictly, it is not the reproductive elements, nor the buds, which generate new organisms, but the cells themselves throughout the body. These assumptions constitute the provisional hypothesis which I have called Pangenesis. Nearly

similar views have been propounded, as I find, by other authors, more especially by Mr. Herbert Spencer;²⁹ but they are here modified and amplified.

²⁹ Prof. Huxley has called my attention to the views of Buffon and Bonnet. The former ('Hist. Nat. Gén.,' edit. of 1749, tom. ii. pp. 54, 62, 329, 333, 420, 425) supposes that organic molecules exist in the food consumed by every living creature; and that these molecules are analogous in nature with the various organs by which they are absorbed. When the organs thus become fully developed, the molecules being no longer required collect and form buds or the sexual elements. If Buffon had assumed that his organic molecules had been formed by each separate unit throughout the body, his view and mine would have been closely similar.

Bonnet ('Œuvres d'Hist. Nat.,' tom. v., part i., 1781, 4to edit., p. 334) speaks of the limbs having germs adapted for the reparation of all possible losses; but whether these germs are supposed to be the same with those within the buds and sexual organs is not clear. His famous but now exploded theory of *emboltement* implies that perfect germs are included within germs in endless succession, pre-formed and ready for all succeeding generations. According to my view, the germs or gemmules of each separate part were not originally pre-formed, but are continually produced at all ages during each generation, with some handed down from preceding generations.

Prof. Owen remarks ('Parthenogenesis,' 1849, pp. 5-8), "Not all the progeny of the primary impregnated germ-cell are required for the formation of the body in all animals; certain of the derivative germ-cells may remain unchanged and become included in that body which has been composed of their metamorphosed and diversely combined or confluent brethren: so included, any derivative germ-cell, or the nucleus of such, may commence and repeat the same processes of growth by imbibition, and of propagation by spon-

aneous fission, as those to which itself owed its origin;" &c. By the agency of these germ-cells Prof. Owen accounts for parthenogenesis, for propagation by self-division during successive generations, and for the repairs of injuries. His view agrees with mine in the assumed transmission and multiplication of his germ-cells, but differs fundamentally from mine in the belief that the primary germ-cell was formed within the ovarium of the female and was fertilised by the male. My gemmules are supposed to be formed, quite independently of sexual concourse, by each separate cell or unit throughout the body, and to be merely aggregated within the reproductive organs.

Lastly, Mr. Herbert Spencer ('Principles of Biology,' vol. i., 1863-4, chaps. iv. and viii.) has discussed at considerable length what he designates as physiological units. These agree with my gemmules in being supposed to multiply and to be transmitted from parent to child; the sexual elements are supposed to serve merely as their vehicles; they are the efficient agents in all the forms of reproduction and in the repairs of injuries; they account for inheritance, but they are not brought to bear on reversion or atavism, and this is unintelligible to me; they are supposed to possess polarity, or, as I call it, affinity; and apparently they are believed to be derived from each separate part of the whole body. But gemmules differ from Mr. Spencer's physiological units, inasmuch as a certain number, or mass of them, are, as we shall see, requisite for the development of each cell or part. Nevertheless I should have concluded that Mr. Spencer's views were fundamentally the same with mine, had it not been for several passages which, as far as I understand them, indicate something quite different. I will quote some of these passages from pp. 254-256. "In the fertilised gero-

Before proceeding to show, firstly, how far these assumptions are in themselves probable, and secondly, how far they connect and explain the various groups of facts with which we are concerned, it may be useful to give an illustration of the hypothesis. If one of the simplest Protozoa be formed, as appears under the microscope, of a small mass of homogeneous gelatinous matter, a minute atom thrown off from any part and nourished under favourable circumstances would naturally reproduce the whole; but if the upper and lower surfaces were to differ in texture from the central portion, then all three parts would have to throw off atoms or gemmules, which when aggregated by mutual affinity would form either buds or the sexual elements. Precisely the same view may be extended to one of the higher animals; although in this case many thousand gemmules must be thrown off from the various parts of the body. Now, when the leg, for instance, of a salamander is cut off, a slight crust forms over the wound, and beneath this crust the uninjured cells or units of bone, muscle, nerves, &c., are supposed to unite with the diffused gemmules of those cells which in the perfect leg come next in order; and these as they become slightly developed unite with others, and so on until a papilla of soft cellular tissue, the "budding leg," is formed, and in time a perfect leg.³⁰ Thus, that portion of the leg which had

"we have two groups of physiological
 "units, slightly different in their struc-
 "tures." . . . "It is not obvious that
 "change in the form of the part, caused
 "by change of action, involves such change
 "in the physiological units throughout
 "the organism, that these, when groups
 "of them are thrown off in the shape of
 "reproductive centres, will unfold into
 "organisms that have this part similarly
 "changed in form. Indeed, when treat-
 "ing of Adaptation, we saw that an
 "organ modified by increase or decrease
 "of function can but slowly so react on
 "the system at large as to bring about
 "those correlative changes required to
 "produce a new equilibrium; and yet
 "only when such new equilibrium has
 "been established, can we expect it to be
 "fully expressed in the modified physio-
 "logical units of which the organism is

"built—only then can we count on a
 "complete transfer of the modification
 "to descendants." "That the
 "change in the offspring must, other
 "things equal, be in the same direction
 "as the change in the parent, we may
 "dimly see is implied by the fact, that
 "the change propagated throughout the
 "parental system is a change towards
 "a new state of equilibrium—a change
 "tending to bring the actions of all
 "organs, reproductive included, into
 "harmony with these new actions."

³⁰ M. Philipeaux ('Comptes Rendus,'
 Oct. 1, 1866, p. 576, and June, 1867)
 has lately shown that when the entire
 fore-limb, including the scapula, is ex-
 tirpated, the power of regrowth is lost.
 From this he concludes that it is neces-
 sary for regrowth that a small portion
 of the limb should be left. But as in

been cut off, neither more nor less, would be reproduced. If the tail or leg of a young animal had been cut off, a young tail or leg would have been reproduced, as actually occurs with the amputated tail of the tadpole; for gemmules of all the units which compose the tail are diffused throughout the body at all ages. But during the adult state the gemmules of the larval tail would remain dormant, for they would not meet with pre-existing cells in a proper state of development with which to unite. If from changed conditions or any other cause any part of the body should become permanently modified, the gemmules, which are merely minute portions of the contents of the cells forming the part, would naturally reproduce the same modification. But gemmules previously derived from the same part before it had undergone any change, would still be diffused throughout the organisation, and would be transmitted from generation to generation, so that under favourable circumstances they might be redeveloped, and then the new modification would be for a time or for ever lost. The aggregation of gemmules derived from every part of the body, through their mutual affinity, would form buds, and their aggregation in some special manner, apparently in small quantity, together probably with the presence of gemmules of certain primordial cells, would constitute the sexual elements. By means of these illustrations the hypothesis of pangenesis has, I hope, been rendered intelligible.

Physiologists maintain, as we have seen, that each cell, though to a large extent dependent on others, is likewise, to a certain extent, independent or autonomous. I go one small step further, and assume that each cell casts off a free gemmule, which is capable of reproducing a similar cell. There is some analogy between this view and what we see in compound animals and in the flower-buds on the same tree; for these are distinct individuals capable of true or seminal reproduction, yet have parts in common and are dependent on each other; thus

the lower animals the whole body may be bisected and both halves be reproduced, this belief does not seem probable. May not the early closing of a

deep wound, as in the case of the extirpation of the scapula, prevent the formation or protrusion of the nascent limb?

the tree has its bark and trunk, and certain corals, as the *Virgularia*, have not only parts, but movements in common.

The existence of free gemmules is a gratuitous assumption, yet can hardly be considered as very improbable, seeing that cells have the power of multiplication through the self-division of their contents. Gemmules differ from true ovules or buds inasmuch as they are supposed to be capable of multiplication in their undeveloped state. No one probably will object to this capacity as improbable. The blastema within the egg has been known to divide and give birth to two embryos; and Thuret³¹ has seen the zoospore of an alga divide itself, and both halves germinate. An atom of small-pox matter, so minute as to be borne by the wind, must multiply itself many thousand-fold in a person thus inoculated.³² It has recently been ascertained³³ that a minute portion of the mucous discharge from an animal affected with rinderpest, if placed in the blood of a healthy ox, increases so fast that in a short space of time "the whole mass of blood, weighing many pounds, is infected, and every small particle of that blood contains enough poison to give, within less than forty-eight hours, the disease to another animal."

The retention of free and undeveloped gemmules in the same body from early youth to old age may appear improbable, but we should remember how long seeds lie dormant in the earth and buds in the bark of a tree. Their transmission from generation to generation may appear still more improbable; but here again we should remember that many rudimentary and useless organs are transmitted and have been transmitted during an indefinite number of generations. We shall presently see how well the long-continued transmission of undeveloped gemmules explains many facts.

As each unit, or group of similar units throughout the body, casts off its gemmules, and as all are contained within the smallest egg or seed, and within each spermatozoon or pollen-grain, their number and minuteness must be something incon-

³¹ 'Annal. des Sc. Nat.,' 3rd series, Bot., tom. xiv., 1850, p. 214.

³² See some very interesting papers on this subject by Prof. Lionel Beale, in 'Medical Times and Gazette,' Sept.

9th, 1865, pp. 273, 330.

³³ Third Report of the R. Comm. on the Cattle Plague, as quoted in 'Gard. Chronicle,' 1866, p. 446.

ceivable. I shall hereafter recur to this objection, which at first appears so formidable; but it may here be remarked that a cod-fish has been found to produce 4,872,000 eggs, a single *Ascaris* about 61,000,000 eggs, and a single Orchidaceous plant probably as many million seeds.³⁴ In these several cases, the spermatozoa and pollen-grains must exist in considerably larger numbers. Now, when we have to deal with numbers such as these, which the human intellect cannot grasp, there is no good reason for rejecting our present hypothesis on account of the assumed existence of cell-gemmules a few thousand times more numerous.

The gemmules in each organism must be thoroughly diffused; nor does this seem improbable considering their minuteness, and the steady circulation of fluids throughout the body. So it must be with the gemmules of plants, for with certain kinds even a minute fragment of a leaf will reproduce the whole. But a difficulty here occurs; it would appear that with plants, and probably with compound animals, such as corals, the gemmules do not spread from bud to bud, but only through the tissues developed from each separate bud. We are led to this conclusion from the stock being rarely affected by the insertion of a bud or graft from a distinct variety. This non-diffusion of the gemmules is still more plainly shown in the case of ferns; for Mr. Bridgman³⁵ has proved that, when spores (which it should be remembered are of the nature of buds) are taken from a monstrous part of a frond, and others from an ordinary part,

³⁴ In a cod-fish, weighing 20 lb., Mr. F. Buckland ('Land and Water,' 1867, p. 57) calculated the above number of eggs. In another instance, Harmer ('Phil. Transact.,' 1767, p. 280) found 3,681,760 eggs. For the *Ascaris*, see Carpenter's 'Comp. Phys.,' 1854 p. 590. Mr. J. Scott, of the Royal Botanic Garden of Edinburgh, calculated, in the same manner as I have done for some British orchids ('Fertilisation of Orchids,' p. 344), the number of seeds in a capsule of an *Aeropora*, and found the number to be 371,250. Now this plant produces several flowers on a raceme and many racemes during a season. In an allied genus, *Gongora*, Mr. Scott has seen

twenty capsules produced on a single raceme: ten such racemes on the *Aeropora* would yield above seventy-four millions of seed. I may add that Fritz Müller informs me that he found in a capsule of a *Maxillaria*, in South Brazil, that the seed weighed 42½ grains: he then arranged half a grain of seed in a narrow line, and by counting a measured length found the number in the half-grain to be 20,667, so that in the capsule there must have been 1,756,440 seeds! The same plant sometimes produces half-a-dozen capsules.

³⁵ 'Annals and Mag. of Nat. Hist.,' 3rd series, vol. viii., 1861, p. 490.

each reproduces the form of the part whence derived. But this non-diffusion of the gemmules from bud to bud may be only apparent, depending, as we shall hereafter see, on the nature of the first-formed cells in the buds.

The assumed elective affinity of each gemmule for that particular cell which precedes it in the order of development is supported by many analogies. In all ordinary cases of sexual reproduction the male and female elements have a mutual affinity for each other: thus, it is believed that about ten thousand species of *Compositæ* exist, and there can be no doubt that if the pollen of all these species could be, simultaneously or successively, placed on the stigma of any one species, this one would elect with unerring certainty its own pollen. This elective capacity is all the more wonderful, as it must have been acquired since the many species of this great group of plants branched off from a common progenitor. On any view of the nature of sexual reproduction, the protoplasm contained within the ovules and within the sperm-cells (or the "spermatic force" of the latter, if so vague a term be preferred) must act on each other by some law of special affinity, either during or subsequently to impregnation, so that corresponding parts alone affect each other; thus, a calf produced from a short-horned cow by a long-horned bull has its horns and not its horny hoofs affected by the union of the two forms, and the offspring from two birds with differently coloured tails have their tails and not their whole plumage affected.

The various tissues of the body plainly show, as many physiologists have insisted,²⁶ an affinity for special organic substances, whether natural or foreign to the body. We see this in the cells of the kidneys attracting urea from the blood; in the worrara poison affecting the nerves; upas and digitalis the muscles; the *Lytta vesicatoria* the kidneys; and in the poisonous matter of many diseases, as small-pox, scarlet-fever, hooping-cough, glanders, cancer, and hydrophobia, affecting certain definite parts of the body or certain tissues or glands.

The affinity of various parts of the body for each other during

²⁶ Paget, 'Lectures on Pathology,' p. 27; Virchow, 'Cellular Pathology,' transl. by Dr. Chance, pp. 123, 126, 294; Claude Bernard, 'Des Tissus Vivants,' pp. 177, 210, 337; Müller's 'Physiology,' Eng. transl., p. 290.

their early development was shown in the last chapter, when discussing the tendency to fusion in homologous parts. This affinity displays itself in the normal fusion of organs which are separate at an early embryonic age, and still more plainly in those marvellous cases of double monsters in which each bone, muscle, vessel, and nerve in the one embryo, blends with the corresponding part in the other. The affinity between homologous organs may come into action with single parts, or with the entire individual, as in the case of flowers or fruits which are symmetrically blended together with all their parts doubled, but without any other trace of fusion.

It has also been assumed that the development of each gemmule depends on its union with another cell or unit which has just commenced its development, and which, from preceding it in order of growth, is of a somewhat different nature. Nor is it a very improbable assumption that the development of a gemmule is determined by its union with a cell slightly different in nature, for abundant evidence was given in the seventeenth chapter, showing that a slight degree of differentiation in the male and female sexual elements favours in a marked manner their union and subsequent development. But what determines the development of the gemmules of the first-formed or primordial cell in the unimpregnated ovule, is beyond conjecture.

It must also be admitted that analogy fails to guide us towards any determination on several other points: for instance, whether cells, derived from the same parent-cell, may, in the regular course of growth, become developed into different structures, from absorbing peculiar kinds of nutriment, independently of their union with distinct gemmules. We shall appreciate this difficulty if we call to mind, what complex yet symmetrical growths the cells of plants yield when they are inoculated by the poison of a gall-insect. With animals various polypoid excrescences and tumours are now generally admitted³⁷ to be the direct product, through proliferation, of normal cells which have become abnormal. In the regular growth and repair of bones, the tissues undergo, as Virchow remarks,³⁸ a whole series of permutations and substitutions. "The cartilage-cells may be

³⁷ Virchow, 'Cellular Pathology,' trans. by Dr. Chance, 1860, pp. 60, 162, 245, 441, 454.

³⁸ Idem, pp. 412-426.

“converted by a direct transformation into marrow-cells, and
“continue as such; or they may first be converted into osseous
“and then into medullary tissue; or lastly, they may first be
“converted into marrow and then into bone. So variable are
“the permutations of these tissues, in themselves so nearly
“allied, and yet in their external appearance so completely
“distinct.” But as these tissues thus change their nature at
any age, without any obvious change in their nutrition, we
must suppose in accordance with our hypothesis that gemmules
derived from one kind of tissue combine with the cells of another
kind, and cause the successive modifications.

It is useless to speculate at what period of development each
organic unit casts off its gemmules; for the whole subject of the
development of the various elemental tissues is as yet involved
in much doubt. Some physiologists, for instance, maintain that
muscle or nerve-fibres are developed from cells, which are
afterwards nourished by their own proper powers of absorption;
whilst other physiologists deny their cellular origin; and Beale
maintains that such fibres are renovated exclusively by the
conversion of fresh germinal matter (that is the so-called nuclei)
into “formed material.” However this may be, it appears prob-
able that all external agencies, such as changed nutrition,
increased use or disuse, &c., which induced any permanent modi-
fication in a structure, would at the same time or previously act
on the cells, nuclei, germinal or formative matter, from which
the structures in question were developed, and consequently
would act on the gemmules or cast-off atoms.

There is another point on which it is useless to speculate,
namely, whether all gemmules are free and separate, or whether
some are from the first united into small aggregates. A feather,
for instance, is a complex structure, and, as each separate part
is liable to inherited variations, I conclude that each feather
certainly generates a large number of gemmules; but it is
possible that these may be aggregated into a compound gem-
mule. The same remark applies to the petals of a flower,
which in some cases are highly complex, with each ridge and
hollow contrived for special purposes, so that each part must
have been separately modified, and the modifications transmitted;
consequently, separate gemmules, according to our hypothesis,

must have been thrown off from each cell or part. But, as we sometimes see half an anther or a small portion of a filament becoming petaliform, or parts or mere stripes of the calyx assuming the colour and texture of the corolla, it is probable that with petals the gemmules of each cell are not aggregated together into a compound gemmule, but are freely and separately diffused.

Having now endeavoured to show that the several foregoing assumptions are to a certain extent supported by analogous facts, and having discussed some of the most doubtful points, we will consider how far the hypothesis brings under a single point of view the various cases enumerated in the First Part. All the forms of reproduction graduate into each other and agree in their product; for it is impossible to distinguish between organisms produced from buds, from self-division, or from fertilised germs; such organisms are liable to variations of the same nature and to reversion of character; and as we now see that all the forms of reproduction depend on the aggregation of gemmules derived from the whole body, we can understand this general agreement. It is satisfactory to find that sexual and asexual generation, by both of which widely different processes the same living creature is habitually produced, are fundamentally the same. Parthenogenesis is no longer wonderful; in fact, the wonder is that it should not oftener occur. We see that the reproductive organs do not actually create the sexual elements; they merely determine or permit the aggregation of the gemmules in a special manner. These organs, together with their accessory parts, have, however, high functions to perform; they give to both elements a special affinity for each other, independently of the contents of the male and female cells, as is shown in the case of plants by the mutual reaction of the stigma and pollen-grains; they adapt one or both elements for independent temporary existence, and for mutual union. The contrivances for these purposes are sometimes wonderfully complex, as with the spermatophores of the Cephalopoda. The male element sometimes possesses attributes which, if observed in an independent animal, would be put down to instinct guided by sense-organs, as when the spermat-

zoon of an insect finds its way into the minute micropyle of the egg, or as when the antherozoids of certain algæ swim by the aid of their cilæ to the female plant, and force themselves a minute orifice. In these latter cases, however, we must believe that the male element has acquired its powers, on the same principle with the larvæ of animals, namely by successive modifications developed at corresponding periods of life: we can hardly avoid in these cases looking at the male element as a sort of premature larva, which unites, or, like one of the lower algæ, conjugates, with the female element. What determines the aggregation of the gemmules within the sexual organs we do not in the least know; nor do we know why buds are formed in certain definite places, leading to the symmetrical growth of trees and corals, nor why adventitious buds may be formed almost anywhere, even on a petal, and frequently upon healed wounds.³⁹ As soon as the gemmules have aggregated themselves, development apparently commences, but in the case of buds is often afterwards suspended, and in the case of the sexual elements soon ceases, unless the elements of the opposite sexes combine; even after this has occurred, the fertilised germ, as with seeds buried in the ground, may remain during a lengthened period in a dormant state.

The antagonism which has long been observed,⁴⁰ though exceptions occur,⁴¹ between active growth and the power of sexual reproduction—between the repair of injuries and gemmation—and with plants, between rapid increase by buds, rhizomes, &c., and the production of seed, is partly explained by the gemmules not existing in sufficient numbers for both processes.

³⁹ See Rev. J. M. Berkeley, in 'Gard. Chron,' April 28th, 1866, on a bud developed on the petal of the Clarkia. See also H. Schacht, 'Lehrbuch der Anat.' &c., 1859, Theile ii. s. 12, on adventitious buds.

⁴⁰ Mr. Herbert Spencer ('Principles of Biology,' vol. ii. p. 430) has fully discussed the antagonism between growth and reproduction.

⁴¹ The male salmon is known to breed at a very early age. The Triton and Sireodon, whilst retaining their larval branchiæ, according to Filippi and Duméril ('Annals and Mag. of Nat.

Hist.' 3rd series, 1866, p. 157), are capable of reproduction. Ernst Hæckel has recently ('Monatsbericht Akad. Wiss. Berlin,' Feb. 2nd, 1865) observed the surprising case of a medusa, with its reproductive organs active, which produces by budding a widely different form of medusa; and this latter also has the power of sexual reproduction. Krohn has shown ('Annals and Mag. of Nat. Hist,' 3rd series, vol. xix., 1862, p. 6) that certain other medusæ, whilst sexually mature, propagate by gemmæ.

But this explanation hardly applies to those plants which naturally produce a multitude of seeds, but which, through a comparatively small increase in the number of the buds on their rhizomes or offsets, yield few or no seed. As, however, we shall presently see that buds probably include tissue which has already been to a certain extent developed or differentiated, some additional organised matter will thus have been expended.

From one of the forms of Reproduction, namely, spontaneous self-division, we are led by insensible steps to the repair of the slightest injury; and the existence of gemmules, derived from every cell or unit throughout the body and everywhere diffused, explains all such cases,—even the wonderful fact that, when the limbs of the salamander were cut off many times successively by Spallanzani and Bonnet, they were exactly and completely reproduced. I have heard this process compared with the recrystallisation which occurs when the angles of a broken crystal are repaired; and the two processes have this much in common, that in the one case the polarity of the molecules is the efficient cause, and in the other the affinity of the gemmules for particular nascent cells.

Pangenesism does not throw much light on Hybridism, but agrees well with most of the ascertained facts. We may conclude from the fact of a single spermatozoon or pollen-grain being insufficient for impregnation, that a certain number of gemmules derived from each cell or unit are required for the development of each part. From the occurrence of parthenogenesis, more especially in the case of the silk-moth, in which the embryo is often partially formed, we may also infer that the female element includes nearly sufficient gemmules of all kinds for independent development, so that when united with the male element the gemmules must be superabundant. Now, as a general rule, when two species or races are crossed reciprocally, the offspring do not differ, and this shows that both sexual elements agree in power, in accordance with the view that they include the same gemmules. Hybrids and mongrels are generally intermediate in character between the two parent-forms, yet occasionally they closely resemble one parent in one part and the other parent in another part, or even in their whole structure: nor is this difficult to understand on

the admission that the gemmules in the fertilised germ are superabundant in number, and that those derived from one parent have some advantage in number, affinity, or vigour over those derived from the other parent. Crossed forms sometimes exhibit the colour or other characters of either parent in stripes or blotches; and this may occur in the first generation, or through reversion in succeeding bud and seminal generations, as in the several instances given in the eleventh chapter. In these cases we must follow Naudin,⁴² and admit that the "essence" or "element" of the two species, which terms I should translate into the gemmules, have an affinity for their own kind, and thus separate themselves into distinct stripes or blotches; and reasons were given, when discussing in the fifteenth chapter the incompatibility of certain characters to unite, for believing in such mutual affinity. When two forms are crossed, one is not rarely found to be prepotent in the transmission of character over the other; and this we can explain only by again assuming that the one form has some advantage in the number, vigour, or affinity of its gemmules, except in those cases, where certain characters are present in the one form and latent in the other. For instance, there is a latent tendency in all pigeons to become blue, and, when a blue pigeon is crossed with one of any other colour, the blue tint is generally prepotent. When we consider latent characters, the explanation of this form of prepotency will be obvious.

When one species is crossed with another it is notorious that they do not yield the full or proper number of offspring; and we can only say on this head that, as the development of each organism depends on such nicely-balanced affinities between a host of gemmules and developing cells or units, we need not feel at all surprised that the commixture of gemmules derived from two distinct species should lead to a partial or complete failure of development. With respect to the sterility of hybrids produced from the union of two distinct species, it was shown in the nineteenth chapter that this depends exclusively on the reproductive organs being specially affected; but why these organs should be thus affected we do not know, any more than

⁴² See his excellent discussion on this subject in 'Nouvelles Archives du Muséum,' tom. i. p. 151.

why unnatural conditions of life, though compatible with health, should cause sterility; or why continued close interbreeding, or the illegitimate unions of dimorphic and trimorphic plants, induce the same result. The conclusion that the reproductive organs alone are affected, and not the whole organisation, agrees perfectly with the unimpaired or even increased capacity in hybrid plants for propagation by buds; for this implies, according to our hypothesis, that the cells of the hybrids throw off hybridised cell-gemmules, which become aggregated into buds, but fail to become aggregated within the reproductive organs, so as to form the sexual elements. In a similar manner many plants, when placed under unnatural conditions, fail to produce seed, but can readily be propagated by buds. We shall presently see that pangenesis agrees well with the strong tendency to reversion exhibited by all crossed animals and plants.

It was shown in the discussion on graft-hybrids that there is some reason to believe that portions of cellular tissue taken from distinct plants become so intimately united, as afterwards occasionally to produce crossed or hybridised buds. If this fact were fully established, it would, by the aid of our hypothesis, connect gemmation and sexual reproduction in the closest manner.

Abundant evidence has been advanced proving that pollen taken from one species or variety and applied to the stigma of another sometimes directly affects the tissues of the mother-plant. It is probable that this occurs with many plants during fertilisation, but can only be detected when distinct forms are crossed. On any ordinary theory of reproduction this is a most anomalous circumstance, for the pollen-grains are manifestly adapted to act on the ovule, but in these cases they act on the colour, texture, and form of the coats of the seeds, on the ovarium itself, which is a modified leaf, and even on the calyx and upper part of the flower-peduncle. In accordance with the hypothesis of pangenesis pollen includes gemmules, derived from every part of the organisation, which diffuse themselves and multiply by self-division; hence it is not surprising that gemmules within the pollen, which are derived from the parts near the reproductive organs, should sometimes be able to affect the same parts, whilst still undergoing development, in the mother-plant.

As, during all the stages of development, the tissues of plants consist of cells, and as new cells are not known to be formed between, or independently of, pre-existing cells, we must conclude that the gemmules derived from the foreign pollen do not become developed merely in contact with pre-existing cells, but actually penetrate the nascent cells of the mother-plant. This process may be compared with the ordinary act of fertilisation, during which the contents of the pollen-tubes penetrate the closed embryonic sack within the ovule, and determine the development of the embryo. According to this view, the cells of the mother-plant may almost literally be said to be fertilised by the gemmules derived from the foreign pollen. With all organisms, as we shall presently see, the cells or organic units of the embryo during the successive stages of development may in like manner be said to be fertilised by the gemmules of the cells, which come next in the order of formation.

Animals, when capable of sexual reproduction, are fully developed, and it is scarcely possible that the male element should affect the tissues of the mother in the same direct manner as with plants; nevertheless it is certain that her ovaria are sometimes affected by a previous impregnation, so that the ovules subsequently fertilised by a distinct male are plainly influenced in character; and this, as in the case of foreign pollen, is intelligible through the diffusion, retention, and action of the gemmules included within the spermatozoa of the previous male.

Each organism reaches maturity through a longer or shorter course of development. The changes may be small and insensibly slow, as when a child grows into a man, or many, abrupt, and slight, as in the metamorphoses of certain ephemeral insects, or again few and strongly marked, as with most other insects. Each part may be moulded within a previously existing and corresponding part, and in this case it will appear, falsely as I believe, to be formed from the old part; or it may be developed within a wholly distinct part of the body, as in the extreme cases of metagenesis. An eye, for instance, may be developed at a spot where no eye previously existed. We have also seen that allied organic beings in the course of their metamorphoses sometimes attain nearly the same structure after passing

through widely different forms; or conversely, after passing through nearly the same early forms, arrive at a widely different termination. In these cases it is very difficult to believe that the early cells or units possess the inherent power, independently of any external agent, of producing new structures wholly different in form, position, and function. But these cases become plain on the hypothesis of pangenesis. The organic units, during each stage of development, throw off gemmules, which, multiplying, are transmitted to the offspring. In the offspring, as soon as any particular cell or unit in the proper order of development becomes partially developed, it unites with (or to speak metaphorically is fertilised by) the gemmule of the next succeeding cell, and so onwards. Now, supposing that at any stage of development, certain cells or aggregates of cells had been slightly modified by the action of some disturbing cause, the cast-off gemmules or atoms of the cell-contents could hardly fail to be similarly affected, and consequently would reproduce the same modification. This process might be repeated until the structure of the part at this particular stage of development became greatly changed, but this would not necessarily affect other parts whether previously or subsequently developed. In this manner we can understand the remarkable independence of structure in the successive metamorphoses, and especially in the successive metageneses of many animals.

The term growth ought strictly to be confined to mere increase of size, and development to change of structure.⁶² Now, a child is said to grow into a man, and a foal into a horse, but, as in these cases there is much change of structure, the process properly belongs to the order of development. We have indirect evidence of this in many variations and diseases supervening during so-called growth at a particular period, and being inherited at a corresponding period. In the case, however, of diseases which supervene during old age, subsequently to the ordinary period of procreation, and which nevertheless are sometimes inherited, as occurs with brain and heart complaints, we

⁶² Various physiologists have insisted on this distinction between growth and development. Prof. Marshall ('Phil. Transact.,' 1864, p. 544) gives a good

instance in microcephalous idiots, in which the brain continues to grow after having been arrested in its development.

must suppose that the organs were in fact affected at an earlier age and threw off at this period affected gemmules; but that the affection became visible or injurious only after the prolonged growth of the part in the strict sense of the word. In all the changes of structure which regularly supervene during old age, we see the effects of deteriorated growth, and not of true development.

In the so-called process of *alternate generation* many individuals are generated asexually during very early or later stages of development. These individuals may closely resemble the preceding larval form, but generally are wonderfully dissimilar. To understand this process we must suppose that at a certain stage of development the gemmules are multiplied at an unusual rate, and become aggregated by mutual affinity at many centres of attraction, or buds. These buds, it may be remarked, must include gemmules not only of all the succeeding but likewise of all the preceding stages of development; for when mature they have the power of transmitting by sexual generation gemmules of all the stages, however numerous these may be. It was shown in the First Part, at least in regard to animals, that the new beings which are thus at any period asexually generated do not retrograde in development—that is, they do not pass through those earlier stages, through which the fertilised germ of the same animal has to pass; and an explanation of this fact was attempted as far as the final or teleological cause is concerned. We can likewise understand the proximate cause, if we assume, and the assumption is far from improbable, that buds, like chopped-up fragments of a hydra, are formed of tissue which has already passed through several of the earlier stages of development; for in this case their component cells or units would not unite with the gemmules derived from the earlier-formed cells, but only with those which came next in the order of development. On the other hand, we must believe that, in the sexual elements, or probably in the female alone, gemmules of certain primordial cells are present; and these, as soon as their development commences, unite in due succession with the gemmules of every part of the body, from the first to the last period of life.

The principle of the independent formation of each part, in

so far as its development depends on the union of the proper gemmules with certain nascent cells, together with the superabundance of the gemmules derived from both parents and self-multiplied, throws light on a widely different group of facts, which on any ordinary view of development appears very strange. I allude to organs which are abnormally multiplied or transposed. Thus gold-fish often have supernumerary fins placed on various parts of their bodies. We have seen that, when the tail of a lizard is broken off, a double tail is sometimes reproduced, and when the foot of the salamander is divided longitudinally, additional digits are occasionally formed. When frogs, toads, &c., are born with their limbs doubled, as sometimes occurs, the doubling, as Gervais remarks,⁴⁴ cannot be due to the complete fusion of two embryos, with the exception of the limbs, for the larvæ are limbless. The same argument is applicable⁴⁵ to certain insects produced with multiple legs or antennæ, for these are metamorphosed from apodal or antennæless larvæ. Alphonse Milne-Edwards⁴⁶ has described the curious case of a crustacean in which one eye-peduncle supported, instead of a complete eye, only an imperfect cornea, out of the centre of which a portion of an antenna was developed. A case has been recorded⁴⁷ of a man who had during both dentitions a double tooth in place of the left second incisor, and he inherited this peculiarity from his paternal grandfather. Several cases are known⁴⁸ of additional teeth having been developed in the palate, more especially with horses, and in the orbit of the eye. Certain breeds of sheep bear a whole crowd of horns on their foreheads. Hairs occasionally appear in strange situations, as within the ears of the Siamese hairy family; and hairs "quite natural in structure" have been observed "within the substance of the brain."⁴⁹ As many as five spurs have been seen on both legs in certain Game-fowls. In the Polish fowl the male is ornamented with a topknot of hackles

⁴⁴ 'Compte Rendu,' Nov. 14, 1864, p. 800.

⁴⁵ As previously remarked by Quatrefages, in his 'Metamorphoses de l'Homme,' &c., 1862, p. 129.

⁴⁶ Günther's 'Zoological Record,' 1864, p. 279.

⁴⁷ Sedgwick, in 'Medico-Chirurg. Review,' April 1863, p. 454.

⁴⁸ Isid. Geoffroy St. Hilaire, 'Hist. des Anomalies,' tom. i., 1832, pp. 435, 657; and tom. ii. p. 560.

⁴⁹ Virchow, 'Cellular Pathology,' 1860, p. 66.

like those on his neck, whilst the female has one of common feathers. In feather-footed pigeons and fowls, feathers like those on the wing arise from the outer side of the legs and toes. Even the elemental parts of the same feather may be transposed; for in the Sebastopol goose, barbules are developed on the divided filaments of the shaft.

Analogous cases are of such frequent occurrence with plants that they do not strike us with sufficient surprise. Super-numerary petals, stamens, and pistils, are often produced. I have seen a leaflet low down in the compound leaf of *Vicia sativa* converted into a tendril, and a tendril possesses many peculiar properties, such as spontaneous movement and irritability. The calyx sometimes assumes, either wholly or by stripes, the colour and texture of the corolla. Stamens are so frequently converted, more or less completely, into petals, that such cases are passed over as not deserving notice; but as petals have special functions to perform, namely, to protect the included organs, to attract insects, and in not a few cases to guide their entrance by well-adapted contrivances, we can hardly account for the conversion of stamens into petals merely by unnatural or superfluous nourishment. Again, the edge of a petal may occasionally be found including one of the highest products of the plant, namely the pollen; for instance, I have seen in an *Ophrys* a pollen-mass with its curious structure of little packets, united together and to the caudicle by elastic threads, formed between the edges of an upper petal. The segments of the calyx of the common pea have been observed partially converted into carpels, including ovules, and with their tips converted into stigmas. Numerous analogous facts could be given.⁵⁰

I do not know how physiologists look at such facts as the foregoing. According to the doctrine of pangenesis, the free and superabundant gemmules of the transposed organs are developed in the wrong place, from uniting with wrong cells or aggregates of cells during their nascent state; and this would follow from a slight modification in the elective affinity of such cells, or possibly of certain gemmules. Nor ought we to feel much surprise at the affinities of cells and gemmules varying

⁵⁰ Moquin-Tandon, 'Écologie Vég.' 1841, pp. 218, 220, 353. For the case of the pea, see 'Gardener's Chron.', 1866, p. 897.

under domestication, when we remember the many curious cases given, in the seventeenth chapter, of cultivated plants which absolutely refuse to be fertilised by their own pollen or by that of the same species, but are abundantly fertile with pollen of a distinct species; for this implies that their sexual elective affinities—and this is the term used by Gärtner—have been modified. As the cells of adjoining or homologous parts will have nearly the same nature, they will be liable to acquire by variation each other's elective affinities; and we can thus to a certain extent understand such cases as a crowd of horns on the heads in certain sheep, of several spurs on the leg, and of hackles on the head of the fowl, and with the pigeon the occurrence of wing-feathers on their legs and of membrane between their toes; for the leg is the homologue of the wing. As all the organs of plants are homologous and spring from a common axis, it is natural that they should be eminently liable to transposition. It ought to be observed that when any compound part, such as an additional limb or an antenna, springs from a false position, it is only necessary that the few first gemmules should be wrongly attached; for these whilst developing would attract others in due succession, as in the regrowth of an amputated limb. When parts which are homologous and similar in structure, as the vertebræ in snakes or the stamens in polyandrous flowers, &c., are repeated many times in the same organism, closely allied gemmules must be extremely numerous, as well as the points to which they ought to become united; and, in accordance with the foregoing views, we can to a certain extent understand Isid. Geoffroy St. Hilaire's law, namely, that parts, which are already multiple, are extremely liable to vary in number.

The same general principles apply to the fusion of homologous parts; and with respect to mere cohesion there is probably always some degree of fusion, at least near the surface. When two embryos during their early development come into close contact, as both include corresponding gemmules, which must be in all respects almost identical in nature, it is not surprising that some derived from one embryo and some from the other should unite at the point of contact with a single nascent cell or aggregate of cells, and thus give rise to a single part or organ. For instance, two embryos might thus come to have on their

adjoining sides a single symmetrical arm, which in one sense will have been formed by the fusion of the bones, muscles, &c., belonging to the arms of both embryos. In the case of the fish described by Lereboullet, in which a double head was seen gradually to fuse into a single one, the same process must have taken place, together with the absorption of all the parts which had been already formed. These cases are exactly the reverse of those in which a part is doubled either spontaneously or after an injury; for in the case of doubling, the superabundant gemmules of the same part are separately developed in union with adjoining points; whilst in the case of fusion the gemmules derived from two homologous parts become mingled and form a single part; or it may be that the gemmules from one of two adjoining embryos alone become developed.

Variability often depends, as I have attempted to show, on the reproductive organs being injuriously affected by changed conditions; and in this case the gemmules derived from the various parts of the body are probably aggregated in an irregular manner, some superfluous and others deficient. Whether a superabundance of gemmules, together with fusion during development, would lead to the increased size of any part cannot be told; but we can see that their partial deficiency, without necessarily leading to the entire abortion of the part, might cause considerable modifications; for in the same manner as a plant, if its own pollen be excluded, is easily hybridised, so, in the case of a cell, if the properly succeeding gemmules were absent, it would probably combine easily with other and allied gemmules. We see this in the case of imperfect nails growing on the stumps of amputated fingers,²¹ for the gemmules of the nails have manifestly been developed at the nearest point.

In variations caused by the direct action of changed conditions, whether of a definite or indefinite nature, as with the fleeces of sheep in hot countries, with maize grown in cold countries, with inherited gout, &c., the tissues of the body, according to the doctrine of pangenesis, are directly affected by the new conditions, and consequently throw off modified gemmules, which are transmitted with their newly acquired peculiarities to the offspring. On any ordinary view it is unintelligible how changed

²¹ Müller's 'Physiology,' Eng. translation, vol. i. p. 407.

conditions, whether acting on the embryo, the young or adult animal, can cause inherited modifications. It is equally or even more unintelligible on any ordinary view, how the effects of the long-continued use or disuse of any part, or of changed habits of body or mind, can be inherited. A more perplexing problem can hardly be proposed; but on our view we have only to suppose that certain cells become at last not only functionally but structurally modified; and that these throw off similarly modified gemmules. This may occur at any period of development, and the modification will be inherited at a corresponding period; for the modified gemmules will unite in all ordinary cases with the proper preceding cells, and they will consequently be developed at the same period at which the modification first arose. With respect to mental habits or instincts, we are so profoundly ignorant on the relation between the brain and the power of thought that we do not know whether an inveterate habit or trick induces any change in the nervous system; but when any habit or other mental attribute, or insanity, is inherited, we must believe that some actual modification is transmitted;²² and this implies, according to our hypothesis, that gemmules derived from modified nerve-cells are transmitted to the offspring.

It is generally, perhaps always, necessary that an organism should be exposed during several generations to changed conditions or habits, in order that any modification in the structure of the offspring should ensue. This may be partly due to the changes not being at first marked enough to catch the attention, but this explanation is insufficient; and I can account for the fact, only by the assumption, which we shall see under the head of reversion is strongly supported, that gemmules derived from each cell before it had undergone the least modification are transmitted in large numbers to successive generations, but that the gemmules derived from the same cells after modification, naturally go on increasing under the same favouring conditions, until at last they become sufficiently numerous to overpower and supplant the old gemmules.

Another difficulty may be here noticed; we have seen that

²² See some remarks to this effect by Sir H. Holland in his 'Medical Notes,' 1839, p. 32.

there is an important difference in the frequency, though not in the nature, of the variations in plants propagated by sexual and asexual generation. As far as variability depends on the imperfect action of the reproductive organs under changed conditions, we can at once see why seedlings should be far more variable than plants propagated by buds. We know that extremely slight causes,—for instance, whether a tree has been grafted or grows on its own stock, the position of the seeds within the capsule, and of the flowers on the spike,—sometimes suffice to determine the variation of a plant, when raised from seed. Now, it is probable, as explained when discussing alternate generation, that a bud is formed of a portion of already differentiated tissue; consequently an organism thus formed does not pass through the earlier phases of development, and cannot be so freely exposed, at the age when its structure would be most readily modified, to the various causes inducing variability; but it is very doubtful whether this is a sufficient explanation of the difficulty.

With respect to the tendency to reversion, there is a similar difference between plants propagated from buds and seed. Many varieties, whether originally produced from seed or buds, can be securely propagated by buds, but generally or invariably revert by seed. So, also, hybridised plants can be multiplied to any extent by buds, but are continually liable to reversion by seed,—that is, to the loss of their hybrid or intermediate character. I can offer no satisfactory explanation of this fact. Here is a still more perplexing case: certain plants with variegated leaves, phloxes with striped flowers, barberries with seedless fruit, can all be securely propagated by the buds on cuttings; but the buds developed from the roots of these cuttings almost invariably lose their character and revert to their former condition.

Finally, we can see on the hypothesis of pangenesis that variability depends on at least two distinct groups of causes. Firstly, on the deficiency, superabundance, fusion, and transposition of gemmules, and on the redevelopment of those which have long been dormant. In these cases the gemmules themselves have undergone no modification; but the mutations in the above respects will amply account for much fluctuating

variability. Secondly, in the cases in which the organisation has been modified by changed conditions, the increased use or disuse of parts, or any other cause, the gemmules cast off from the modified units of the body will be themselves modified, and, when sufficiently multiplied, will be developed into new and changed structures.

Turning now to Inheritance: if we suppose a homogeneous gelatinous protozoon to vary and assume a reddish colour, a minute separated atom would naturally, as it grew to full size, retain the same colour; and we should have the simplest form of inheritance.²⁵ Precisely the same view may be extended to the infinitely numerous and diversified units of which the whole body in one of the higher animals is composed; and the separated atoms are our gemmules. We have already sufficiently discussed the inheritance of the direct effects of changed conditions, and of increased use or disuse of parts, and, by implication, the important principle of inheritance at corresponding ages. These groups of facts are to a large extent intelligible on the hypothesis of pangenesis, and on no other hypothesis as yet advanced.

A few words must be added on the complete abortion or suppression of organs. When a part becomes diminished by disuse prolonged during many generations, the principle of economy of growth, as previously explained, will tend to reduce it still further; but this will not account for the complete or almost complete obliteration of, for instance, a minute papilla of cellular tissue representing a pistil, or of a microscopically minute nodule of bone representing a tooth. In certain cases of suppression not yet completed, in which a rudiment occasionally reappears through reversion, diffused gemmules derived from this part must, according to our view, still exist; hence we must suppose that the cells, in union with which the rudiment was formerly developed, in these cases fail in their affinity for such gemmules. But in the cases of complete and final abortion the gemmules themselves no doubt have perished; nor is this

²⁵ This is the view taken by Prof. Haeckel, in his 'Generelle Morphologie' (B. ii. s. 171), who says: "Lediglich die partielle Identität der spezifisch-

constituirten Materie im elterlichen und im kindlichen Organismus, die Theilung dieser Materie bei der Fortpflanzung, ist die Ursache der Erbllichkeit."

in any way improbable, for, though a vast number of active and long-dormant gemmules are diffused and nourished in each living creature, yet there must be some limit to their number; and it appears natural that gemmules derived from an enfeebled and useless rudiment would be more liable to perish than those derived from other parts which are still in full functional activity.

With respect to mutilations, it is certain that a part may be removed or injured during many generations, and no inherited result follow; and this is an apparent objection to the hypothesis which will occur to every one. But, in the first place, a being can hardly be intentionally mutilated during its early stages of growth whilst in the womb or egg; and such mutilations, when naturally caused, would appear like congenital deficiencies, which are occasionally inherited. In the second place, according to our hypothesis, gemmules multiply by self-division and are transmitted from generation to generation; so that during a long period they would be present and ready to reproduce a part which was repeatedly amputated. Nevertheless it appears, from the facts given in the twelfth chapter, that in some rare cases mutilations have been inherited, but in most of these the mutilated surface became diseased. In this case it may be conjectured that the gemmules of the lost part were gradually all attracted by the partially diseased surface, and thus perished. Although this would occur in the injured individual alone, and therefore in only one parent, yet this might suffice for the inheritance of a mutilation, on the same principle that a hornless animal of either sex, when crossed with a perfect animal of the opposite sex, often transmits its deficiency.

The last subject that need here be discussed, namely Reversion, rests on the principle that transmission and development, though generally acting in conjunction, are distinct powers; and the transmission of gemmules and their subsequent development show us how the existence of these two distinct powers is possible. We plainly see this distinction in the many cases in which a grandfather transmits to his grandson, through his daughter, characters which she does not, or cannot, possess. Why the development of certain characters, not necessarily in any way connected with the reproductive organs, should be confined to one sex alone—that is, why certain cells in one sex

should unite with and cause the development of certain gemmules—we do not in the least know; but it is the common attribute of most organic beings in which the sexes are separate.

The distinction between transmission and development is likewise seen in all ordinary cases of Reversion; but before discussing this subject it may be advisable to say a few words on those characters which I have called latent, and which would not be classed under Reversion in its usual sense. Most, or perhaps all, the secondary characters, which appertain to one sex, lie dormant in the other sex; that is, gemmules capable of development into the secondary male sexual characters are included within the female; and conversely female characters in the male. Why in the female, when her ovaria become diseased or fail to act, certain masculine gemmules become developed, we do not clearly know, any more than why when a young bull is castrated his horns continue growing until they almost resemble those of a cow; or why, when a stag is castrated, the gemmules derived from the antlers of his progenitors quite fail to be developed. But in many cases, with variable organic beings, the mutual affinities of the cells and gemmules become modified, so that parts are transposed or multiplied; and it would appear that a slight change in the constitution of an animal, in connection with the state of the reproductive organs, leads to changed affinities in the tissues of various parts of the body. Thus, when male animals first arrive at puberty, and subsequently during each recurrent season, certain cells or parts acquire an affinity for certain gemmules, which become developed into the secondary masculine characters; but if the reproductive organs be destroyed, or even temporarily disturbed by changed conditions, these affinities are not excited. Nevertheless, the male, before he arrives at puberty, and during the season when the species does not breed, must include the proper gemmules in a latent state. The curious case formerly given of a Hen which assumed the masculine characters, not of her own breed but of a remote progenitor, illustrates the connexion between latent sexual characters and ordinary reversion. With those animals and plants which habitually produce several forms, as with certain butterflies described by Mr. Wallace, in which three female forms and

the male exist, or as with the trimorphic species of *Lythrum* and *Oxalis*, gemmules capable of reproducing several widely-different forms must be latent in each individual.

The same principle of the latency of certain characters, combined with the transposition of organs, may be applied to those singular cases of butterflies and other insects, in which exactly one half or one quarter of the body resembles the male, and the other half or three quarters the female; and when this occurs the opposite sides of the body, separated from each other by a distinct line, sometimes differ in the most conspicuous manner. Again, these same principles apply to the cases given in the thirteenth chapter, in which the right and left sides of the body differ to an extraordinary degree, as in the spiral winding of certain shells, and as in the genus *Verruca* among cirripedes; for in these cases it is known that either side indifferently may undergo the same remarkable change of development.

Reversion, in the ordinary sense of the word, comes into action so incessantly, that it evidently forms an essential part of the general law of inheritance. It occurs with beings, however propagated, whether by buds or seminal generation, and sometimes may even be observed in the same individual as it advances in age. The tendency to reversion is often induced by a change of conditions, and in the plainest manner by the act of crossing. Crossed forms are generally at first nearly intermediate in character between their two parents; but in the next generation the offspring generally revert to one or both of their grandparents, and occasionally to more remote ancestors. How can we account for these facts? Each organic unit in a hybrid must throw off, according to the doctrine of pangenesis, an abundance of hybridised gemmules, for crossed plants can be readily and largely propagated by buds; but by the same hypothesis there will likewise be present dormant gemmules derived from both pure parent-forms; and as these latter retain their normal condition, they would, it is probable, be enabled to multiply largely during the lifetime of each hybrid. Consequently the sexual elements of a hybrid will include both pure and hybridised gemmules; and when two hybrids pair, the combination of pure gemmules derived from the one hybrid with the pure gemmules of the same parts derived from the other would neces-

sarily lead to complete reversion of character; and it is, perhaps, not too bold a supposition that unmodified and undeteriorated gemmules of the same nature would be especially apt to combine. Pure gemmules in combination with hybridised gemmules would lead to partial reversion. And lastly, hybridised gemmules derived from both parent-hybrids would simply reproduce the original hybrid form.²⁴ All these cases and degrees of reversion incessantly occur.

It was shown in the fifteenth chapter that certain characters are antagonistic to each other or do not readily blend together; hence, when two animals with antagonistic characters are crossed, it might well happen that a sufficiency of gemmules in the male alone for the reproduction of his peculiar characters, and in the female alone for the reproduction of her peculiar characters, would not be present; and in this case dormant gemmules derived from some remote progenitor might easily gain the ascendancy, and cause the reappearance of long-lost characters. For instance, when black and white pigeons, or black and white fowls, are crossed,—colours which do not readily blend,—blue plumage in the one case, evidently derived from the rock-pigeon, and red plumage in the other case, derived from the wild jungle-cock, occasionally reappear. With uncrossed breeds the same result would follow, under conditions which favoured the multiplication and development of certain dormant gemmules, as when animals become feral and revert to their pristine character. A certain number of gemmules being requisite for the development of each character, as is known to be the case from several spermatozoa or pollen-grains being necessary for fertilisation, and time favouring their multiplication, will together account for the curious cases, insisted on by Mr. Sedgwick, of certain diseases regularly appearing in alternate generations. This likewise holds good, more or less strictly, with other weakly inherited modifications. Hence, as I have heard it remarked, certain diseases appear actually to gain strength by the intermission of a generation. The transmission of dormant gemmules during many successive generations is hardly in itself more improbable, as

²⁴ In these remarks I, in fact, follow Naudin, who speaks of the elements or essences of the two species which are

crossed. See his excellent memoir in the 'Nouvelles Archives du Muséum,' tom. i. p. 151.

previously remarked, than the retention during many ages of rudimentary organs, or even only of a tendency to the production of a rudiment; but there is no reason to suppose that all dormant gemmules would be transmitted and propagated for ever. Excessively minute and numerous as they are believed to be, an infinite number derived, during a long course of modification and descent, from each cell of each progenitor, could not be supported or nourished by the organism. On the other hand, it does not seem improbable that certain gemmules, under favourable conditions, should be retained and go on multiplying for a longer period than others. Finally, on the views here given, we certainly gain some clear insight into the wonderful fact that the child may depart from the type of both its parents, and resemble its grandparents, or ancestors removed by many generations.

Conclusion.

The hypothesis of Pangenesis, as applied to the several great classes of facts just discussed, no doubt is extremely complex; but so assuredly are the facts. The assumptions, however, on which the hypothesis rests cannot be considered as complex in any extreme degree—namely, that all organic units, besides having the power, as is generally admitted, of growing by self-division, throw off free and minute atoms of their contents, that is gemmules. These multiply and aggregate themselves into buds and the sexual elements; their development depends on their union with other nascent cells or units; and they are capable of transmission in a dormant state to successive generations.

In a highly organised and complex animal, the gemmules thrown off from each different cell or unit throughout the body must be inconceivably numerous and minute. Each unit of each part, as it changes during development, and we know that some insects undergo at least twenty metamorphoses, must throw off its gemmules. All organic beings, moreover, include many dormant gemmules derived from their grandparents and more remote progenitors, but not from all their progenitors. These almost infinitely numerous and minute gemmules must be included in each bud, ovule, spermatozoon, and pollen-grain. Such an admission will be declared impossible; but, as previously

remarked, number and size are only relative difficulties, and the eggs or seeds produced by certain animals or plants are so numerous that they cannot be grasped by the intellect.

The organic particles with which the wind is tainted over miles of space by certain offensive animals must be infinitely minute and numerous; yet they strongly affect the olfactory nerves. An analogy more appropriate is afforded by the contagious particles of certain diseases, which are so minute that they float in the atmosphere and adhere to smooth paper; yet we know how largely they increase within the human body, and how powerfully they act. Independent organisms exist which are barely visible under the highest powers of our recently-improved microscopes, and which probably are fully as large as the cells or units in one of the higher animals; yet these organisms no doubt reproduce themselves by germs of extreme minuteness, relatively to their own minute size. Hence the difficulty, which at first appears insurmountable, of believing in the existence of gemmules so numerous and so small as they must be according to our hypothesis, has really little weight.

The cells or units of the body are generally admitted by physiologists to be autonomous, like the buds on a tree, but in a less degree. I go one step further and assume that they throw off reproductive gemmules. Thus an animal does not, as a whole, generate its kind through the sole agency of the reproductive system, but each separate cell generates its kind. It has often been said by naturalists that each cell of a plant has the actual or potential capacity of reproducing the whole plant; but it has this power only in virtue of containing gemmules derived from every part. If our hypothesis be provisionally accepted, we must look at all the forms of asexual reproduction, whether occurring at maturity or as in the case of alternate generation during youth, as fundamentally the same, and dependent on the mutual aggregation and multiplication of the gemmules. The regrowth of an amputated limb or the healing of a wound is the same process partially carried out. Sexual generation differs in some important respects, chiefly, as it would appear, in an insufficient number of gemmules being aggregated within the separate sexual elements, and probably in the presence of certain primordial cells. The development of each being, including all the

forms of metamorphosis and metagenesis, as well as the so-called growth of the higher animals, in which structure changes though not in a striking manner, depends on the presence of gemmules thrown off at each period of life, and on their development, at a corresponding period, in union with preceding cells. Such cells may be said to be fertilised by the gemmules which come next in the order of development. Thus the ordinary act of impregnation and the development of each being are closely analogous processes. The child, strictly speaking, does not grow into the man, but includes germs which slowly and successively become developed and form the man. In the child, as well as in the adult, each part generates the same part for the next generation. Inheritance must be looked at as merely a form of growth, like the self-division of a lowly-organised unicellular plant. Reversion depends on the transmission from the forefather to his descendants of dormant gemmules, which occasionally become developed under certain known or unknown conditions. Each animal and plant may be compared to a bed of mould full of seeds, most of which soon germinate, some lie for a period dormant, whilst others perish. When we hear it said that a man carries in his constitution the seeds of an inherited disease, there is much literal truth in the expression. Finally, the power of propagation possessed by each separate cell, using the term in its largest sense, determines the reproduction, the variability, the development and renovation of each living organism. No other attempt, as far as I am aware, has been made, imperfect as this confessedly is, to connect under one point of view these several grand classes of facts. We cannot fathom the marvellous complexity of an organic being; but on the hypothesis here advanced this complexity is much increased. Each living creature must be looked at as a microcosm—a little universe, formed of a host of self-propagating organisms, inconceivably minute and as numerous as the stars in heaven.

CHAPTER XXVIII.

CONCLUDING REMARKS.

DOMESTICATION — NATURE AND CAUSES OF VARIABILITY — SELECTION — DIVERGENCE AND DISTINCTNESS OF CHARACTER — EXTINCTION OF RACES — CIRCUMSTANCES FAVOURABLE TO SELECTION BY MAN — ANTIQUITY OF CERTAIN RACES — THE QUESTION WHETHER EACH PARTICULAR VARIATION HAS BEEN SPECIALLY PRE-ORDAINED.

As summaries have been added to nearly all the chapters, and as, in the chapter on pangenesis, various subjects, such as the forms of reproduction, inheritance, reversion, the causes and laws of variability, &c., have been recently discussed, I will here only make a few general remarks on the more important conclusions which may be deduced from the multifarious details given throughout this work.

Savages in all parts of the world easily succeed in taming wild animals; and those inhabiting any country or island, when first invaded by man, would probably have been still more easily tamed. Complete subjugation generally depends on an animal being social in its habits, and on receiving man as the chief of the herd or family. Domestication implies almost complete fertility under new and changed conditions of life, and this is far from being invariably the case. An animal would not have been worth the labour of domestication, at least during early times, unless of service to man. From these circumstances the number of domesticated animals has never been large. With respect to plants, I have shown in the ninth chapter how their varied uses were probably first discovered, and the early steps in their cultivation. Man could not have known, when he first domesticated an animal or plant, whether it would flourish and multiply when transported to other countries, therefore he could not have been thus influenced in his choice. We see that the close adaptation of the reindeer and camel to extremely cold and hot countries has not prevented their domestication. Still less

could man have foreseen whether his animals and plants would vary in succeeding generations and thus give birth to new races; and the small capacity of variability in the goose and ass has not prevented their domestication from the remotest epoch.

With extremely few exceptions, all animals and plants which have been long domesticated, have varied greatly. It matters not under what climate, or for what purpose, they are kept, whether as food for man or beast, for draught or hunting, for clothing or mere pleasure,—under all these circumstances domesticated animals and plants have varied to a much greater extent than the forms which in a state of nature are ranked as one species. Why certain animals and plants have varied more under domestication than others we do not know, any more than why some are rendered more sterile than others under changed conditions of life. But we frequently judge of the amount of variation by the production of numerous and diversified races, and we can clearly see why in many cases this has not occurred, namely, because slight successive variations have not been steadily accumulated; and such variations will never be accumulated when an animal or plant is not closely observed, or much valued, or kept in large numbers.

The fluctuating, and, as far as we can judge, never-ending variability of our domesticated productions,—the plasticity of their whole organisation,—is one of the most important facts which we learn from the numerous details given in the earlier chapters of this work. Yet domesticated animals and plants can hardly have been exposed to greater changes in their conditions than have many natural species during the incessant geological, geographical, and climatal changes of the whole world. The former will, however, commonly have been exposed to more sudden changes and to less continuously uniform conditions. As man has domesticated so many animals and plants belonging to widely different classes, and as he certainly did not with prophetic instinct choose those species which would vary most, we may infer that all natural species, if subjected to analogous conditions, would, on an average, vary to the same degree. Few men at the present day will maintain that animals and plants were created with a tendency to vary, which long remained dormant, in order that fanciers in after ages might

rear, for instance, curious breeds of the fowl, pigeon, or canary-bird.

From several causes it is difficult to judge of the amount of modification which our domestic productions have undergone. In some cases the primitive parent-stock has become extinct, or cannot be recognised with certainty owing to its supposed descendants having been so much modified. In other cases two or more closely allied forms, after being domesticated, have crossed; and then it is difficult to estimate how much of the change ought to be attributed to variation. But the degree to which our domestic breeds have been modified by the crossing of distinct natural forms has probably been exaggerated by some authors. A few individuals of one form would seldom permanently affect another form existing in much greater numbers; for, without careful selection, the stain of the foreign blood would soon be obliterated, and during early and barbarous times, when our animals were first domesticated, such care would seldom have been taken.

There is good reason to believe that several of the breeds of the dog, ox, pig, and of some other animals, are respectively descended from distinct wild prototypes; nevertheless the belief in the multiple origin of our domesticated animals has been extended by some few naturalists and by many breeders to an unauthorised extent. Breeders refuse to look at the whole subject under a single point of view; I have heard one, who maintained that our fowls were the descendants of at least half-a-dozen aboriginal species, protest that he was in no way concerned with the origin of pigeons, ducks, rabbits, horses, or any other animal. They overlook the improbability of many species having been domesticated at an early and barbarous period. They do not consider the improbability of species having existed in a state of nature which, if like our present domestic breeds, would have been highly abnormal in comparison with all their congeners. They maintain that certain species, which formerly existed, have become extinct or unknown, although the world is now so much better known. The assumption of so much recent extinction is no difficulty in their eyes; for they do not judge of its probability by the facility or difficulty of the extinction of other closely allied wild forms. Lastly,

they often ignore the whole subject of geographical distribution as completely as if its laws were the result of chance.

Although from the reasons just assigned it is often difficult to judge accurately of the amount of change which our domesticated productions have undergone, yet this can be ascertained in the cases in which we know that all the breeds are descended from a single species, as with the pigeon, duck, rabbit, and almost certainly with the fowl; and by the aid of analogy this is to a certain extent possible in the case of animals descended from several wild stocks. It is impossible to read the details given in the earlier chapters, and in many published works, or to visit our various exhibitions, without being deeply impressed with the extreme variability of our domesticated animals and cultivated plants. I have in many instances purposely given details on new and strange peculiarities which have arisen. No part of the organisation escapes the tendency to vary. The variations generally affect parts of small vital or physiological importance, but so it is with the differences which exist between closely allied species. In these unimportant characters there is often a greater difference between the breeds of the same species than between the natural species of the same genus, as Isidore Geoffroy has shown to be the case with size, and as is often the case with the colour, texture, form, &c., of the hair, feathers, horns, and other dermal appendages.

It has often been asserted that important parts never vary under domestication, but this is a complete error. Look at the skull of the pig in any one of the highly improved breeds, with the occipital condyles and other parts greatly modified; or look at that of the niata ox. Or again, in the several breeds of the rabbit, observe the elongated skull, with the differently-shaped occipital foramen, atlas, and other cervical vertebræ. The whole shape of the brain, together with the skull, has been modified in Polish fowls; in other breeds of the fowl the number of the vertebræ and the forms of the cervical vertebræ have been changed. In certain pigeons the shape of the lower jaw, the relative length of the tongue, the size of the nostrils and eyelids, the number and shape of the ribs, the form and size of the œsophagus, have all varied. In certain quadrupeds the length of the intestines has been much increased or

diminished. With plants we see wonderful differences in the stones of various fruits. In the Cucurbitaceæ several highly important characters have varied, such as the sessile position of the stigmas on the ovarium, the position of the carpels within the ovarium, and its projection out of the receptacle. But it would be useless to run through the many facts given in the earlier chapters.

It is notorious how greatly the mental disposition, tastes, habits, consensual movements, loquacity or silence, and the tone of voice have varied and been inherited with our domesticated animals. The dog offers the most striking instance of changed mental attributes, and these differences cannot be accounted for by descent from distinct wild types. New mental characters have certainly often been acquired, and natural ones lost, under domestication.

New characters may appear and disappear at any stage of growth, and be inherited at a corresponding period. We see this in the difference between the eggs of various breeds of the fowl, and in the down on chickens; and still more plainly in the differences between the caterpillars and cocoons of various breeds of the silk-moth. These facts, simple as they appear, throw light on the characters which distinguish the larval and adult states of natural species, and on the whole great subject of embryology. New characters are liable to become attached exclusively to that sex in which they first appeared, or they may be developed in a much higher degree in the one than the other sex; or again, after having become attached to one sex, they may be partially transferred to the opposite sex. These facts, and more especially the circumstance that new characters seem to be particularly liable, from some unknown cause, to become attached to the male sex, have an important bearing on the acquirement by animals in a state of nature of secondary sexual characters.

It has sometimes been said that our domestic productions do not differ in constitutional peculiarities, but this cannot be maintained. In our improved cattle, pigs, &c., the period of maturity, including that of the second dentition, has been much hastened. The period of gestation varies much, but has been modified in a fixed manner in only one or two cases. In

our poultry and pigeons the acquirement of down and of the first plumage by the young, and of the secondary sexual characters by the males, differ. The number of moults through which the larvæ of silk-moths pass, varies. The tendency to fatten, to yield much milk, to produce many young or eggs at a birth or during life, differs in different breeds. We find different degrees of adaptation to climate, and different tendencies to certain diseases, to the attacks of parasites, and to the action of certain vegetable poisons. With plants, adaptation to certain soils, as with some kinds of plums, the power of resisting frost, the period of flowering and fruiting, the duration of life, the period of shedding the leaves and of retaining them throughout the winter, the proportion and nature of certain chemical compounds in the tissues or seeds, all vary.

There is, however, one important constitutional difference between domestic races and species; I refer to the sterility which almost invariably follows, in a greater or less degree, when species are crossed, and to the perfect fertility of the most distinct domestic races, with the exception of a very few plants, when similarly crossed. It certainly appears a remarkable fact that many closely allied species which in appearance differ extremely little should yield when united only a few, more or less sterile offspring, or none at all; whilst domestic races which differ conspicuously from each other, are when united remarkably fertile, and yield perfectly fertile offspring. But this fact is not in reality so inexplicable as it at first appears. In the first place, it was clearly shown in the nineteenth chapter that the sterility of crossed species does not closely depend on differences in their external structure or general constitution, but results exclusively from differences in the reproductive system, analogous with those which cause the lessened fertility of the illegitimate unions and illegitimate offspring of dimorphic and trimorphic plants. In the second place, the Pallasian doctrine, that species after having been long domesticated lose their natural tendency to sterility when crossed, has been shown to be highly probable; we can scarcely avoid this conclusion when we reflect on the parentage and present fertility of the several breeds of the dog, of Indian and European cattle, sheep, and pigs. Hence it would be unreasonable to expect that races formed under domestication

should acquire sterility when crossed, whilst at the same time we admit that domestication eliminates the normal sterility of crossed species. Why with closely allied species their reproductive systems should almost invariably have been modified in so peculiar a manner as to be mutually incapable of acting on each other—though in unequal degrees in the two sexes, as shown by the difference in fertility between reciprocal crosses in the same species—we do not know, but may with much probability infer the cause to be as follows. Most natural species have been habituated to nearly uniform conditions of life for an incomparably longer period of time than have domestic races; and we positively know that changed conditions exert an especial and powerful influence on the reproductive system. Hence this difference in habituation may well account for the different action of the reproductive organs when domestic races and when species are crossed. It is a nearly analogous fact, that most domestic races may be suddenly transported from one climate to another, or be placed under widely different conditions, and yet retain their fertility unimpaired; whilst a multitude of species subjected to lesser changes are rendered incapable of breeding.

With the exception of fertility, domestic varieties resemble species when crossed in transmitting their characters in the same unequal manner to their offspring, in being subject to the prepotency of one form over the other, and in their liability to reversion. By repeated crosses a variety or a species may be made completely to absorb another. Varieties, as we shall see when we treat of their antiquity, sometimes inherit their new characters almost, or even quite, as firmly as species. With both, the conditions leading to variability and the laws governing its nature appear to be the same. Domestic varieties can be classed in groups under groups, like species under genera, and these under families and orders; and the classification may be either artificial,—that is, founded on any arbitrary character,—or natural. With varieties a natural classification is certainly founded, and with species is apparently founded, on community of descent, together with the amount of modification which the forms have undergone. The characters by which domestic varieties differ from each other are more

variable than those distinguishing species, though hardly more so than with certain protean species; but this greater degree of variability is not surprising, as varieties have generally been exposed within recent times to fluctuating conditions of life, are much more liable to have been crossed, and are still in many cases undergoing, or have recently undergone, modification by man's methodical or unconscious selection.

Domestic varieties as a general rule certainly differ from each other in less important parts of their organisation than do species; and when important differences occur, they are seldom firmly fixed; but this fact is intelligible if we consider man's method of selection. In the living animal or plant he cannot observe internal modifications in the more important organs; nor does he regard them as long as they are compatible with health and life. What does the breeder care about any slight change in the molar teeth of his pigs, or for an additional molar tooth in the dog; or for any change in the intestinal canal or other internal organ? The breeder cares for the flesh of his cattle being well marbled with fat, and for an accumulation of fat within the abdomen of his sheep, and this he has effected. What would the floriculturist care for any change in the structure of the ovarium or of the ovules? As important internal organs are certainly liable to numerous slight variations, and as these would probably be inherited, for many strange monstrosities are transmitted, man could undoubtedly effect a certain amount of change in these organs. When he has produced any modification in an important part, it has generally been unintentionally in correlation with some other conspicuous part, as when he has given ridges and protuberances to the skulls of fowls, by attending to the form of the comb, and in the case of the Polish fowl to the plume of feathers on the head. By attending to the external form of the pouter-pigeon, he has enormously increased the size of the œsophagus, and has added to the number of the ribs, and given them greater breadth. With the carrier-pigeon, by increasing, through steady selection, the wattles on the upper mandible, he has greatly modified the form of the lower mandible; and so in many other cases. Natural species, on the other hand, have been modified exclusively for their own good, to fit them for infinitely

diversified conditions of life, to avoid enemies of all kinds, and to struggle against a host of competitors. Hence, under such complex conditions, it would often happen that modifications of the most varied kinds, in important as well as in unimportant parts, would be advantageous or even necessary; and they would slowly but surely be acquired through the survival of the fittest. Various indirect modifications would likewise arise through the law of correlated variation.

Domestic breeds often have an abnormal or semi-monstrous character, as the Italian greyhound, bulldog, Blenheim spaniel, and bloodhound amongst dogs,—some breeds of cattle and pigs, several breeds of the fowl, and the chief breeds of the pigeon. The differences between such abnormal breeds occur in parts which in closely-allied natural species differ but slightly or not at all. This may be accounted for by man's often selecting, especially at first, conspicuous and semi-monstrous deviations of structure. We should, however, be cautious in deciding what deviations ought to be called monstrous: there can hardly be a doubt that, if the brush of horse-like hair on the breast of the turkey-cock had first appeared on the domesticated bird, it would have been considered a monstrosity; the great plume of feathers on the head of the Polish cock has been thus designated, though plumes are common with many kinds of birds; we might call the wattle or corrugated skin round the base of the beak of the English carrier-pigeon a monstrosity, but we do not thus speak of the globular fleshy excrescence at the base of the beak of the male *Carpophaga oceanica*.

Some authors have drawn a wide distinction between artificial and natural breeds; although in extreme cases the distinction is plain, in many other cases an arbitrary line has to be drawn. The difference depends chiefly on the kind of selection which has been applied. Artificial breeds are those which have been intentionally improved by man; they frequently have an unnatural appearance, and are especially liable to loss of excellence through reversion and continued variability. The so-called natural breeds, on the other hand, are those which are now found in semi-civilised countries, and which formerly inhabited separate districts in nearly all the European kingdoms. They have been rarely acted on by man's

intentional selection; more frequently, it is probable, by unconscious selection, and partly by natural selection, for animals kept in semi-civilised countries have to provide largely for their own wants. Such natural breeds will also, it may be presumed, have been directly acted on to some extent by the differences, though slight, in the surrounding physical conditions.

It is a much more important distinction that some breeds have been from their first origin modified in so slow and insensible a manner, that if we could see their early progenitors we should hardly be able to say when or how the breed first arose; whilst other breeds have originated from a strongly-marked or semi-monstrous deviation of structure, which, however, may subsequently have been augmented by selection. From what we know of the history of the racehorse, greyhound, gamecock, &c., and from their general appearance, we may feel nearly confident that they were formed by a slow process of improvement: and with the carrier-pigeon, as well as with some other pigeons, we know that this has been the case. On the other hand, it is certain that the ancon and mauchamp breeds of sheep, and almost certain that the niata cattle, turnspit and pug-dogs, jumper and frizzled fowls, short-faced tumbler pigeons, hook-billed ducks, &c., and with plants a multitude of varieties, suddenly appeared in nearly the same state as we now see them. The frequency of these cases is likely to lead to the false belief that natural species have often originated in the same abrupt manner. But we have no evidence of the appearance, or at least of the continued procreation, under nature, of abrupt modifications of structure; and various general reasons could be assigned against such a belief: for instance, without separation a single monstrous variation would almost certainly be soon obliterated by crossing.

On the other hand, we have abundant evidence of the constant occurrence under nature of slight individual differences of the most diversified kinds; and thus we are led to conclude that species have generally originated by the natural selection, not of abrupt modifications, but of extremely slight differences. This process may be strictly compared with the slow and gradual improvement of the racehorse, greyhound, and gamecock. As every detail of structure in each species is closely adapted to its general

habits of life, it will rarely happen that one part alone will be modified; but the co-adapted modifications, as formerly shown, need not be absolutely simultaneous. Many variations, however, are from the first connected by the law of correlation. Hence it follows that even closely-allied species rarely or never differ from each other by some one character alone; and this same remark applies to a certain extent to domestic races; for these, if they differ much, generally differ in many respects.

Some naturalists boldly insist¹ that species are absolutely distinct productions, never passing by intermediate links into each other; whilst they maintain that domestic varieties can always be connected either with each other or with their parent-forms. But if we could always find the links between the several breeds of the dog, horse, cattle, sheep, pigs, &c., the incessant doubts whether they are descended from one or several species would not have arisen. The greyhound genus, if such a term may be used, cannot be closely connected with any other breed, unless, perhaps, we go back to the ancient Egyptian monuments. Our English bulldog also forms a very distinct breed. In all these cases crossed breeds must of course be excluded, for the most distinct natural species can thus be connected. By what links can the Cochin fowl be closely united with others? By searching for breeds still preserved in distant lands, and by going back to historical records, tumbler-pigeons, carriers, and barbs can be closely connected with the parent rock-pigeon; but we cannot thus connect the turbit or the pouter. The degree of distinctness between the various domestic breeds depends on the amount of modification which they have undergone, and especially on the neglect and final extinction of the linking, intermediate, and less valued forms.

It has often been argued that no light is thrown, from the admitted changes of domestic races, on the changes which natural species are believed to undergo, as the former are said to be mere temporary productions, always reverting, as soon as they become feral, to their pristine form. This argument has been well combated by Mr. Wallace;² and full details were given in the thirteenth chapter, showing that the tendency to reversion in feral

¹ Godron, 'De l'Espèce,' 1859, tom. ii. p. 44, &c.

² Journal Proc. Linn. Soc., 1858, vol. iii. p. 60.

animals and plants has been greatly exaggerated, though no doubt to a certain extent it exists. It would be opposed to all the principles inculcated in this work, if domestic animals, when exposed to new conditions and compelled to struggle for their own wants against a host of foreign competitors, were not in the course of time in some manner modified. It should also be remembered that many characters lie latent in all organic beings ready to be evolved under fitting conditions; and in breeds modified within recent times the tendency to reversion is particularly strong. But the antiquity of various breeds clearly proves that they remain nearly constant as long as their conditions of life remain the same.

It has been boldly maintained by some authors that the amount of variation to which our domestic productions are liable is strictly limited; but this is an assertion resting on little evidence. Whether or not the amount in any particular direction is fixed, the tendency to general variability seems unlimited. Cattle, sheep, and pigs have been domesticated and have varied from the remotest period, as shown by the researches of Rüttimeyer and others, yet these animals have, within quite recent times, been improved in an unparalleled degree; and this implies continued variability of structure. Wheat, as we know from the remains found in the Swiss lake-habitations, is one of the most anciently cultivated plants, yet at the present day new and better varieties occasionally arise. It may be that an ox will never be produced of larger size or finer proportions than our present animals, or a race-horse fleetier than Eclipse, or a gooseberry larger than the London variety; but he would be a bold man who would assert that the extreme limit in these respects has been finally attained. With flowers and fruit it has repeatedly been asserted that perfection has been reached, but the standard has soon been excelled. A breed of pigeons may never be produced with a beak shorter than that of the present short-faced tumbler, or with one longer than that of the English carrier, for these birds have weak constitutions and are bad breeders; but the shortness and length of the beak are the points which have been steadily improved during at least the last 150 years; and some of the best judges deny that the goal has yet been reached. We may, also, reasonably suspect, from what

we see in natural species of the variability of extremely modified parts, that any structure, after remaining constant during a long series of generations, would, under new and changed conditions of life, recommence its course of variability, and might again be acted on by selection. Nevertheless, as Mr. Wallace² has recently remarked with much force and truth, there must be both with natural and domestic productions a limit to change in certain directions; for instance, there must be a limit to the fleetness of any terrestrial animal, as this will be determined by the friction to be overcome, the weight to be carried, and the power of contraction in the muscular fibres. The English race-horse may have reached this limit; but it already surpasses in fleetness its own wild progenitor, and all other equine species.

It is not surprising, seeing the great difference between many domestic breeds, that some few naturalists have concluded that all are descended from distinct aboriginal stocks, more especially as the principle of selection has been ignored, and the high antiquity of man, as a breeder of animals, has only recently become known. Most naturalists, however, freely admit that various extremely dissimilar breeds are descended from a single stock, although they do not know much about the art of breeding, cannot show the connecting links, nor say where and when the breeds arose. Yet these same naturalists will declare, with an air of philosophical caution, that they can never admit that one natural species has given birth to another until they behold all the transitional steps. But fanciers have used exactly the same language with respect to domestic breeds; thus an author of an excellent treatise says he will never allow that carrier and fantail pigeons are the descendants of the wild rock-pigeon, until the transitions have "actually been observed, and can be repeated whenever man chooses to set about the task." No doubt it is difficult to realise that slight changes added up during long centuries can produce such results; but he who wishes to understand the origin of domestic breeds or natural species must overcome this difficulty.

The causes inducing and the laws governing variability have been so lately discussed, that I need here only enumerate the leading points. As domesticated organisms are much more

² 'The Quarterly Journal of Science,' Oct. 1867, p. 486.

liable to slight deviations of structure and to monstrosities, than species living under their natural conditions, and as widely-ranging species vary more than those which inhabit restricted areas, we may infer that variability mainly depends on changed conditions of life. We must not overlook the effects of the unequal combination of the characters derived from both parents, nor reversion to former progenitors. Changed conditions have an especial tendency to render the reproductive organs more or less impotent, as shown in the chapter devoted to this subject; and these organs consequently often fail to transmit faithfully the parental characters. Changed conditions also act directly and definitely on the organisation, so that all or nearly all the individuals of the same species thus exposed become modified in the same manner; but why this or that part is especially affected we can seldom or never say. In most cases, however, of the direct action of changed conditions, independently of the indirect variability caused by the reproductive organs being affected, indefinite modifications are the result; in nearly the same manner as exposure to cold or the absorption of the same poison affects different individuals in various ways. We have reason to suspect that an habitual excess of highly nutritious food, or an excess relatively to the wear and tear of the organisation from exercise, is a powerful exciting cause of variability. When we see the symmetrical and complex outgrowths, caused by a minute atom of the poison of a gall-insect, we may believe that slight changes in the chemical nature of the sap or blood would lead to extraordinary modifications of structure.

The increased use of a muscle with its various attached parts, and the increased activity of a gland or other organ, lead to their increased development. Disuse has a contrary effect. With domesticated productions organs sometimes become rudimentary through abortion; but we have no reason to suppose that this has ever followed from mere disuse. With natural species, on the contrary, many organs appear to have been rendered rudimentary through disuse, aided by the principle of the economy of growth, and by the hypothetical principle discussed in the last chapter, namely, the final destruction of the germs or gemmules of such useless parts. This difference may be partly

accounted for by disuse having acted on domestic forms for an insufficient length of time, and partly from their exemption from any severe struggle for existence, entailing rigid economy in the development of each part, to which all species under nature are subjected. Nevertheless the law of compensation or balancement apparently affects, to a certain extent, our domesticated productions.

We must not exaggerate the importance of the definite action of changed conditions in modifying all the individuals of the same species in the same manner, or of use and disuse. As every part of the organisation is highly variable, and as variations are so easily selected, both consciously and unconsciously, it is very difficult to distinguish between the effects of the selection of indefinite variations, and the direct action of the conditions of life. For instance, it is possible that the feet of our water-dogs, and of the American dogs which have to travel much over the snow, may have become partially webbed from the stimulus of widely extending their toes; but it is far more probable that the webbing, like the membrane between the toes of certain pigeons, spontaneously appeared and was afterwards increased by the best swimmers and the best snow-travellers being preserved during many generations. A fancier who wished to decrease the size of his bantams or tumbler-pigeons would never think of starving them, but would select the smallest individuals which spontaneously appeared. Quadrupeds are sometimes born destitute of hair, and hairless breeds have been formed, but there is no reason to believe that this is caused by a hot climate. Within the tropics heat often causes sheep to lose their fleeces, and on the other hand wet and cold act as a direct stimulus to the growth of hair; it is, however, possible that these changes may merely be an exaggeration of the regular yearly change of coat; and who will pretend to decide how far this yearly change, or the thick fur of arctic animals, or as I may add their white colour, is due to the direct action of a severe climate, and how far to the preservation of the best protected individuals during a long succession of generations?

Of all the laws governing variability, that of correlation is the most important. In many cases of slight deviations of structure as well as of grave monstrosities, we cannot even

conjecture what is the nature of the bond of connexion. But between homologous parts—between the fore and hind limbs—between the hair, hoofs, horns, and teeth—we can see that parts which are closely similar during their early development, and which are exposed to similar conditions, would be liable to be modified in the same manner. Homologous parts, from having the same nature, are apt to blend together, and, when many exist, to vary in number.

Although every variation is either directly or indirectly caused by some change in the surrounding conditions, we must never forget that the nature of the organisation which is acted on essentially governs the result. Distinct organisms, when placed under similar conditions, vary in different manners, whilst closely-allied organisms under dissimilar conditions often vary in nearly the same manner. We see this in the same modification frequently reappearing at long intervals of time in the same variety, and likewise in the several striking cases given of analogous or parallel varieties. Although some of these latter cases are simply due to reversion, others cannot thus be accounted for.

From the indirect action of changed conditions on the organisation, through the impaired state of the reproductive organs—from the direct action of such conditions (and this will cause the individuals of the same species either to vary in the same manner, or differently in accordance with slight differences in their constitution)—from the effects of the increased or decreased use of parts,—and from correlation,—the variability of our domesticated productions is complicated in an extreme degree. The whole organisation becomes slightly plastic. Although each modification must have its proper exciting cause, and though each is subjected to law, yet we can so rarely trace the precise relation between cause and effect, that we are tempted to speak of variations as if they spontaneously arose. We may even call them accidental, but this must be only in the sense in which we say that a fragment of rock dropped from a height owes its shape to accident.

It may be worth while briefly to consider the results of the exposure to unnatural conditions of a large number of animals of the same species, allowed to cross freely, with no selection of any

kind; and afterwards to consider the results when selection is brought into play. Let us suppose that 500 wild rock-pigeons were confined in their native land in an aviary, and fed in the same manner as pigeons usually are; and that they were not allowed to increase in number. As pigeons propagate so rapidly, I suppose that a thousand or fifteen hundred birds would have to be annually killed by mere chance. After several generations had been thus reared, we may feel sure that some of the young birds would vary, and the variations would tend to be inherited; for at the present day slight deviations of structure often occur, but, as most breeds are already well established, these modifications are rejected as blemishes. It would be tedious even to enumerate the multitude of points which still go on varying or have recently varied. Many variations would occur in correlation, as the length of the wing and tail feathers—the number of the primary wing-feathers, as well as the number and breadth of the ribs, in correlation with the size and form of the body—the number of the scutellæ, with the size of the feet—the length of the tongue, with the length of the beak—the size of the nostrils and eyelids and the form of lower jaw in correlation with the development of wattle—the nakedness of the young with the future colour of the plumage—the size of the feet and beak, and other such points. Lastly, as our birds are supposed to be confined in an aviary, they would use their wings and legs but little, and certain parts of the skeleton, such as the sternum and scapulæ and the feet, would in consequence become slightly reduced in size.

As in our assumed case many birds have to be indiscriminately killed every year, the chances are against any new variety surviving long enough to breed. And as the variations which arise are of an extremely diversified nature, the chances are very great against two birds pairing which have varied in the same manner; nevertheless, a varying bird even when not thus paired would occasionally transmit its character to its young; and these would not only be exposed to the same conditions which first caused the variation in question to appear, but would in addition inherit from their one modified parent a tendency again to vary in the same manner. So that, if the conditions decidedly tended to induce some particular variation, all the birds might

in the course of time become similarly modified. But a far commoner result would be, that one bird would vary in one way and another bird in another way; one would be born with a little longer beak, and another with a shorter beak; one would gain some black feathers, another some white or red feathers. And as these birds would be continually intercrossing, the final result would be a body of individuals differing from each other slightly in many ways, yet far more than did the original rock-pigeons. But there would not be the least tendency to the formation of distinct breeds.

If two separate lots of pigeons were to be treated in the manner just described, one in England and the other in a tropical country, the two lots being supplied with different food, would they, after many generations had passed, differ? When we reflect on the cases given in the twenty-third chapter, and on such facts as the difference in former times between the breeds of cattle, sheep, &c., in almost every district of Europe, we are strongly inclined to admit that the two lots would be differently modified through the influence of climate and food. But the evidence on the definite action of changed conditions is in most cases insufficient; and, with respect to pigeons, I have had the opportunity of examining a large collection of domesticated birds, sent to me by Sir W. Elliot from India, and they varied in a remarkably similar manner with our European birds.

If two distinct breeds were to be confined together in equal numbers, there is reason to suspect that they would to a certain extent prefer pairing with their own kind; but they would likewise intercross. From the greater vigour and fertility of the crossed offspring, the whole body would by this means become interblended sooner than would otherwise have occurred. From certain breeds being prepotent over others, it does not follow that the interblended progeny would be strictly intermediate in character. I have, also, proved that the act of crossing in itself gives a strong tendency to reversion, so that the crossed offspring would tend to revert to the state of the aboriginal rock-pigeon. In the course of time they would probably be not much more heterogeneous in character than in our first case, when birds of the same breed were confined together.

I have just said that the crossed offspring would gain in vigour and fertility. From the facts given in the seventeenth chapter there can be no doubt of this; and there can be little doubt, though the evidence on this head is not so easily acquired, that long-continued close interbreeding leads to evil results. With hermaphrodites of all kinds, if the sexual elements of the same individual habitually acted on each other, the closest possible interbreeding would be perpetual. Therefore we should bear in mind that with all hermaphrodite animals, as far as I can learn, their structure permits and frequently necessitates a cross with a distinct individual. With hermaphrodite plants we incessantly meet with elaborate and perfect contrivances for this same end. It is no exaggeration to assert that, if the use of the talons and tusks of a carnivorous animal, or the use of the viscid threads of a spider's web, or of the plumes and hooks on a seed may be safely inferred from their structure, we may with equal safety infer that many flowers are constructed for the express purpose of ensuring a cross with a distinct plant. From these various considerations, the conclusion arrived at in the chapter just referred to—namely, that great good of some kind is derived from the sexual concourse of distinct individuals—must be admitted.

To return to our illustration: we have hitherto assumed that the birds were kept down to the same number by indiscriminate slaughter; but if the least choice be permitted in their preservation and slaughter, the whole result will be changed. Should the owner observe any slight variation in one of his birds, and wish to obtain a breed thus characterised, he would succeed in a surprisingly short time by carefully selecting and pairing the young. As any part which has once varied generally goes on varying in the same direction, it is easy, by continually preserving the most strongly marked individuals, to increase the amount of difference up to a high, predetermined standard of excellence. This is methodical selection.

If the owner of the aviary, without any thought of making a new breed, simply admired, for instance, short-beaked more than long-beaked birds, he would, when he had to reduce the number, generally kill the latter; and there can be no doubt that he would thus in the course of time sensibly modify his

stock. It is improbable, if two men were to keep pigeons and act in this manner, that they would prefer exactly the same characters; they would, as we know, often prefer directly opposite characters, and the two lots would ultimately come to differ. This has actually occurred with strains or families of cattle, sheep, and pigeons, which have been long kept and carefully attended to by different breeders without any wish on their part to form new and distinct sub-breeds. This unconscious kind of selection will more especially come into action with animals which are highly serviceable to man; for every one tries to get the best dog, horse, cow, or sheep, and these animals will transmit more or less surely their good qualities to their offspring. Hardly any one is so careless as to breed from his worst animals. Even savages, when compelled from extreme want to kill some of their animals, would destroy the worst and preserve the best. With animals kept for use and not for mere amusement, different fashions prevail in different districts, leading to the preservation, and consequently to the transmission, of all sorts of trifling peculiarities of character. The same process will have been pursued with our fruit-trees and vegetables, for the best will always have been the most largely cultivated, and will occasionally have yielded seedlings better than their parents.

The different strains, just alluded to, which have been raised by different breeders without any wish for such a result, and the unintentional modification of foreign breeds in their new homes, both afford excellent evidence of the power of unconscious selection. This form of selection has probably led to far more important results than methodical selection, and is likewise more important under a theoretical point of view from closely resembling natural selection. For during this process the best or most valued individuals are not separated and prevented crossing with others of the same breed, but are simply preferred and preserved; but this inevitably leads during a long succession of generations to their increase in number and to their gradual improvement; so that finally they prevail to the exclusion of the old parent-form.

With our domesticated animals natural selection checks the production of races with any injurious deviation of struc-

ture. In the case of animals kept by savages and semi-civilised people, which have to provide largely for their own wants under different circumstances, natural selection will probably play a more important part. Hence such animals often closely resemble natural species.

As there is no limit to man's desire to possess animals and plants more and more useful in any respect, and as the fancier always wishes, from fashion running into extremes, to produce each character more and more strongly pronounced, there is a constant tendency in every breed, through the prolonged action of methodical and unconscious selection, to become more and more different from its parent-stock; and when several breeds have been produced and are valued for different qualities, to differ more and more from each other. This leads to Divergence of Character. As improved sub-varieties and races are slowly formed, the older and less improved breeds are neglected and decrease in number. When few individuals of any breed exist within the same locality, close interbreeding, by lessening their vigour and fertility, aids in their final extinction. Thus the intermediate links are lost, and breeds which have already diverged gain Distinctness of Character.

In the chapters on the Pigeon, it was proved by historical details and by the existence of connecting sub-varieties in distant lands that several breeds have steadily diverged in character, and that many old and intermediate sub-breeds have become extinct. Other cases could be adduced of the extinction of domestic breeds, as of the Irish wolf-dog, the old English hound, and of two breeds in France, one of which was formerly highly valued.⁴ Mr. Pickering remarks⁵ that "the sheep figured on "the most ancient Egyptian monuments is unknown at the present day; and at least one variety of the bullock, formerly "known in Egypt, has in like manner become extinct." So it has been with some animals, and with several plants cultivated by the ancient inhabitants of Europe during the neolithic period. In Peru, Von Tschudi⁶ found in certain tombs, apparently prior to the dynasty of the Incas, two kinds of maize not now known in the country. With our flowers and culinary vegetables,

⁴ M. Ruz de Lavison, in 'Bull. Soc. Imp. d'Acclimat.,' Dec. 1862, p. 1009.

⁵ 'Races of Man,' 1850, p. 315. ⁶ 'Travels in Peru,' Eng. transl., p. 177.

the production of new varieties and their extinction has incessantly recurred. At the present time improved breeds sometimes displace at an extraordinarily rapid rate older breeds; as has recently occurred throughout England with pigs. The Long-horn cattle in their native home were "suddenly swept away as if by some murderous pestilence," by the introduction of Short-horns.⁷

What grand results have followed from the long-continued action of methodical and unconscious selection, checked and regulated to a certain extent by natural selection, is seen on every side of us. Compare the many animals and plants which are displayed at our exhibitions with their parent-forms when these are known, or consult old historical records with respect to their former state. Almost all our domesticated animals have given rise to numerous and distinct races, excepting those which cannot be easily subjected to selection—such as cats, the cochineal insect, and the hive-bee,—and excepting those animals which are not much valued. In accordance with what we know of the process of selection, the formation of our many races has been slow and gradual. The man who first observed and preserved a pigeon with its œsophagus a little enlarged, its beak a little longer, or its tail a little more expanded than usual, never dreamed that he had made the first step in the creation of the pouter, carrier, and fantail-pigeon. Man can create not only anomalous breeds, but others with their whole structure admirably co-ordinated for certain purposes, such as the race-horse and dray-horse, or the greyhound. It is by no means necessary that each small change of structure throughout the body, leading towards excellence, should simultaneously arise and be selected. Although man seldom attends to differences in organs which are important under a physiological point of view, yet he has so profoundly modified some breeds, that assuredly, if found wild, they would be ranked under distinct genera.

The best proof of what selection has effected is perhaps afforded by the fact that whatever part or quality in any animal, and more especially in any plant, is most valued by man, that part or quality differs most in the several races. This result is well seen by comparing the amount of difference

⁷ Youatt on Cattle, 1834, p. 200: on Pigs, see 'Gard. Chronicle,' 1854, p. 410.

between the fruits produced by the varieties of the same fruit-tree, between the flowers of the varieties in our flower-garden, between the seeds, roots, or leaves of our culinary and agricultural plants, in comparison with the other and not valued parts of the same plants. Striking evidence of a different kind is afforded by the fact ascertained by Oswald Heer,⁸ namely, that the seeds of a large number of plants,—wheat, barley, oats, peas, beans, lentils, poppies,—cultivated for their seed by the ancient Lake-inhabitants of Switzerland, were all smaller than the seeds of our existing varieties. Rüttimeyer has shown that the sheep and cattle which were kept by the earlier Lake-inhabitants were likewise smaller than our present breeds. In the middens of Denmark, the earliest dog of which the remains have been found was the weakest; this was succeeded during the Bronze age by a stronger kind, and this again during the Iron age by one still stronger. The sheep of Denmark during the Bronze period had extraordinarily slender limbs, and the horse was smaller than our present animal.⁹ No doubt in these cases the new and larger breeds were generally introduced from foreign lands by the immigration of new hordes of men. But it is not probable that each larger breed, which in the course of time supplanted a previous and smaller breed, was the descendant of a distinct and larger species; it is far more probable that the domestic races of our various animals were gradually improved in different parts of the great Europæo-Asiatic continent, and thence spread to other countries. This fact of the gradual increase in size of our domestic animals is all the more striking as certain wild or half-wild animals, such as red-deer, aurochs, park-cattle, and boars,¹⁰ have within nearly the same period decreased in size.

The conditions favourable to selection by man are,—the closest attention being paid to every character,—long-continued perseverance,—facility in matching or separating animals,—and especially a large number being kept, so that the inferior individuals may be freely rejected or destroyed, and the better ones preserved. When many are kept there will also be a

⁸ 'Die Pflanzen der Pfahlbauten,' 1835.

Mars 1860, p. 298.

⁹ Merlot, 'Soc. Vaucl. des Scien. Nat.'

¹⁰ Rüttimeyer, 'Die Fauna der Pfahlbauten,' 1861, s. 30.

greater chance of the occurrence of well-marked deviations of structure. Length of time is all-important; for as each character, in order to become strongly pronounced, has to be augmented by the selection of successive variations of the same nature, this can only be effected during a long series of generations. Length of time will, also, allow any new feature to become fixed by the continued rejection of those individuals which revert or vary, and the preservation of those which inherit the new character. Hence, although some few animals have varied rapidly in certain respects under new conditions of life, as dogs in India and sheep in the West Indies, yet all the animals and plants which have produced strongly marked races were domesticated at an extremely remote epoch, often before the dawn of history. As a consequence of this, no record has been preserved of the origin of our chief domestic breeds. Even at the present day new strains or sub-breeds are formed so slowly that their first appearance passes unnoticed. A man attends to some particular character, or merely matches his animals with unusual care, and after a time a slight difference is perceived by his neighbours;—the difference goes on being augmented by unconscious and methodical selection, until at last a new sub-breed is formed, receives a local name, and spreads; but, by this time, its history is almost forgotten. When the new breed has spread widely, it gives rise to new strains and sub-breeds, and the best of these succeed and spread, supplanting other and older breeds; and so always onwards in the march of improvement.

When a well-marked breed has once been established, if not supplanted by still improving sub-breeds, and if not exposed to greatly changed conditions of life, inducing further variability or reversion to long-lost characters, it may apparently last for an enormous period. We may infer that this is the case from the high antiquity of certain races; but some caution is necessary on this head, for the same variation may appear independently after long intervals of time, or in distant places. We may safely assume that this has occurred with the turnspit-dog which is figured on the ancient Egyptian monuments, with the solid-hoofed swine¹¹ mentioned by Aristotle, with five-toed fowls de-

¹¹ Godron, 'De l'Espèce,' tom. i., 1859, p. 308.

scribed by Columella, and certainly with the nectarine. The dogs represented on the Egyptian monuments, about 2000 B.C., show us that some of the chief breeds then existed, but it is extremely doubtful whether any are identically the same with our present breeds. A great mastiff sculptured on an Assyrian tomb, 640 B.C., is said to be the same with the dog still imported into the same region from Thibet. The true greyhound existed during the Roman classical period. Coming down to a later period, we have seen that, though most of the chief breeds of the pigeon existed between two and three centuries ago, they have not all retained to the present day exactly the same character; but this has occurred in certain cases in which improvement was not desired, for instance in the case of the Spot or the Indian ground-tumbler.

De Candolle¹² has fully discussed the antiquity of various races of plants; he states that the black-seeded poppy was known in the time of Homer, the white-seeded sesamum by the ancient Egyptians, and almonds with sweet and bitter kernels by the Hebrews; but it does not seem improbable that some of these varieties may have been lost and reappeared. One variety of barley and apparently one of wheat, both of which were cultivated at an immensely remote period by the Lake-inhabitants of Switzerland, still exist. It is said¹³ that "specimens of a "small variety of gourd which is still common in the market "of Lima were exhumed from an ancient cemetery in Peru." De Candolle remarks that, in the books and drawings of the sixteenth century, the principal races of the cabbage, turnip, and gourd can be recognised; this might have been expected at so late a period, but whether any of these plants are absolutely identical with our present sub-varieties is not certain. It is, however, said that the Brussels sprout, a variety which in some places is liable to degeneration, has remained genuine for more than four centuries in the district where it is believed to have originated.¹⁴

In accordance with the views maintained by me in this work and elsewhere, not only the various domestic races, but the

¹² 'Géographie Botanique,' 1855, p. 989.

¹³ 'Journal of a Horticultural Tour,'

¹⁴ Pickering, 'Races of Man,' 1850, p. 318.

by a Deputation of the Caledonian Hist. Soc., 1823, p. 293.

most distinct genera and orders within the same great class,—for instance, whales, mice, birds, and fishes—are all the descendants of one common progenitor, and we must admit that the whole vast amount of difference between these forms of life has primarily arisen from simple variability. To consider the subject under this point of view is enough to strike one dumb with amazement. But our amazement ought to be lessened when we reflect that beings, almost infinite in number, during an almost infinite lapse of time, have often had their whole organisation rendered in some degree plastic, and that each slight modification of structure which was in any way beneficial under excessively complex conditions of life, will have been preserved, whilst each which was in any way injurious will have been rigorously destroyed. And the long-continued accumulation of beneficial variations will infallibly lead to structures as diversified, as beautifully adapted for various purposes, and as excellently co-ordinated, as we see in the animals and plants all around us. Hence I have spoken of selection as the paramount power, whether applied by man to the formation of domestic breeds, or by nature to the production of species. I may recur to the metaphor given in a former chapter: if an architect were to rear a noble and commodious edifice, without the use of cut stone, by selecting from the fragments at the base of a precipice wedge-formed stones for his arches, elongated stones for his lintels, and flat stones for his roof, we should admire his skill and regard him as the paramount power. Now, the fragments of stone, though indispensable to the architect, bear to the edifice built by him the same relation which the fluctuating variations of each organic being bear to the varied and admirable structures ultimately acquired by its modified descendants.

Some authors have declared that natural selection explains nothing, unless the precise cause of each slight individual difference be made clear. Now, if it were explained to a savage utterly ignorant of the art of building, how the edifice had been raised stone upon stone, and why wedge-formed fragments were used for the arches, flat stones for the roof, &c.; and if the use of each part and of the whole building were pointed out, it would be unreasonable if he declared that nothing had been

made clear to him, because the precise cause of the shape of each fragment could not be given. But this is a nearly parallel case with the objection that selection explains nothing, because we know not the cause of each individual difference in the structure of each being.

The shape of the fragments of stone at the base of our precipice may be called accidental, but this is not strictly correct; for the shape of each depends on a long sequence of events, all obeying natural laws; on the nature of the rock, on the lines of deposition or cleavage, on the form of the mountain which depends on its upheaval and subsequent denudation, and lastly on the storm or earthquake which threw down the fragments. But in regard to the use to which the fragments may be put, their shape may be strictly said to be accidental. And here we are led to face a great difficulty, in alluding to which I am aware that I am travelling beyond my proper province. An omniscient Creator must have foreseen every consequence which results from the laws imposed by Him. But can it be reasonably maintained that the Creator intentionally ordered, if we use the words in any ordinary sense, that certain fragments of rock should assume certain shapes so that the builder might erect his edifice? If the various laws which have determined the shape of each fragment were not predetermined for the builder's sake, can it with any greater probability be maintained that He specially ordained for the sake of the breeder each of the innumerable variations in our domestic animals and plants;—many of these variations being of no service to man, and not beneficial, far more often injurious, to the creatures themselves? Did He ordain that the crop and tail-feathers of the pigeon should vary in order that the fancier might make his grotesque pouter and fantail breeds? Did He cause the frame and mental qualities of the dog to vary in order that a breed might be formed of indomitable ferocity, with jaws fitted to pin down the bull for man's brutal sport? But if we give up the principle in one case,—if we do not admit that the variations of the primeval dog were intentionally guided in order that the greyhound, for instance, that perfect image of symmetry and vigour, might be formed,—no shadow of reason can be assigned for the belief that variations, alike in nature and the result

of the same general laws, which have been the groundwork through natural selection of the formation of the most perfectly adapted animals in the world, man included, were intentionally and specially guided. However much we may wish it, we can hardly follow Professor Asa Gray in his belief "that variation has been led along certain beneficial lines," like a stream "along definite and useful lines of irrigation." If we assume that each particular variation was from the beginning of all time preordained, the plasticity of organisation, which leads to many injurious deviations of structure, as well as that redundant power of reproduction which inevitably leads to a struggle for existence, and, as a consequence, to the natural selection or survival of the fittest, must appear to us superfluous laws of nature. On the other hand, an omnipotent and omniscient Creator ordains everything and foresees everything. Thus we are brought face to face with a difficulty as insoluble as is that of free will and predestination.

INDEX.

—♦—

ABBAS.

AMYGDALUS.

ABBAS Pacha, a fancier of fantailed pigeons, i. 206.

ABBEY, Mr., on grafting, ii. 147; on mignonette, ii. 237.

ABBOTT, Mr. Keith, on the Persian tumbler pigeon, i. 150.

ABBREVIATION of the facial bones, i. 73.

ABORTION of organs, ii. 315-318, 337.

ABSORPTION of minority in crossed races, ii. 87-89, 174.

ACCLIMATISATION, ii. 305-315; of maize, i. 322.

ACREBI, on the fertility of domestic animals in Lapland, ii. 112.

Achatinella, ii. 53.

Achillea millefolium, bud variation in, i. 408.

Acutilum napellus, roots of, innocuous in cold climates, ii. 274.

Acorus calamus, sterility of, ii. 170.

ACOSTA, on fowls in South America at its discovery, i. 237.

Acropera, number of seeds in, ii. 379.

ADAM, Mr., origin of *Cytisus Adami*, i. 390.

ADAM, W., on consanguineous marriages, ii. 123.

ADAMS, Mr., on hereditary diseases, ii. 7.

ADVANCEMENT in scale of organisation, i. 8.

Aegilops triticoides, observations of Fabre and Godron on, i. 313; increasing fertility of hybrids of, with wheat, ii. 110.

Aesculus flavo and *rubicunda*, i. 392.

Aesculus parva, tendency of, to become double, ii. 168.

Aethusa cynapium, ii. 337.

AFFINITY, sexual elective, ii. 180.

AFRICA, white bull from, i. 91; feral cattle in, i. 85; food-plants of savages of, i. 307-309; South, diversity of breeds of cattle in, i. 80; West, change in fleece of sheep in, i. 98.

Agave vivipara, seedling of, in poor soil, ii. 169.

AGE, changes in trees, dependent on, i. 387.

AGOUTI, fertility of, in captivity, ii. 152.

AGRICULTURE, antiquity of, ii. 243.

Agrostis, seeds of, used as food, i. 309.

AGUARA, i. 26.

AINSWORTH, Mr., on the change in the hair of animals at Angola, ii. 278.

AKBAR KHAN, his fondness for pigeons, i. 205; ii. 204.

Alauda arvensis, ii. 154.

ALLEN, on "Golden Hamburg" fowls, i. 247; figure of the hook-billed duck, i. 277.

ALBINISM, i. 111, ii. 17.

ALBINO, negro, attacked by insects, ii. 229.

ALBUQUES, heredity of, ii. 9.

ALBINUS, thickness of the epidermis on the palms of the hands in man, ii. 297.

ALCO, i. 31, ii. 102.

ALDROVANDI, on rabbits, i. 104; description of the nun pigeon, i. 156; on the fondness of the Dutch for pigeons in the seventeenth century, i. 205; notice of several varieties of pigeons, i. 207-210; on the breeds of fowls, i. 247; on the origin of the domestic duck, i. 278.

ALEFIELD, Dr., on the varieties of peas and their specific unity, i. 326; on the varieties of beans, i. 330.

ALEXANDER the Great, his selection of Indian cattle, ii. 202.

ALGÆ, retrogressive metamorphosis in, ii. 361; division of zoospores of, ii. 378.

ALLEN, W., on feral fowls, i. 237; i. 33.

ALLMAN, Professor, on a monstrous *Saxifraga gemm.*, ii. 166; on the development of the Hydroïda, ii. 368.

ALMOND, i. 337; antiquity of, ii. 429; bitter, not eaten by mice, ii. 232.

Alnus glutinosa and *incana*, hybrids of, ii. 130.

ALPACA, selection of, ii. 208.

Althæa rosea, i. 378, ii. 107.

Amaryllis, ii. 139.

Amaryllis vittata, effect of foreign pollen on, i. 400.

AMAUBOSIS, hereditary, ii. 9.

AMERICA, limits within which no useful plants have been furnished by, i. 310; colours of feral horses in, i. 60-61; North, native cultivated plants of, i. 312; skin of feral pig from, i. 77; South, variations in cattle of, i. 88, 92.

Amygdalus persica, i. 336-344, 374.

Z F

VOL. II.

- AMMON, on the persistency of colour in horses, ii. 21.
- Anagallis arvensis*, ii. 190.
- ANALOGOUS variation, i. 409, ii. 318-352; in horses, i. 55; in the horse and ass, i. 64; in fowls, i. 243-246.
- Anas boschas*, i. 277, ii. 40; skull of, figured, i. 282.
- Anas moschata*, ii. 40.
- "ANCOIS" sheep of Massachussetts, i. 100, ii. 103.
- ANDALUSIAN fowls, i. 227.
- ANDALUSIAN rabbits, i. 105.
- ANDERSON, J., on the origin of British sheep, i. 94; on the selection of qualities in cattle, ii. 190; on a one-eared breed of rabbits, i. 108; on the inheritance of characters from a one-eared rabbit and three-legged bitch, ii. 12; on the persistency of varieties of peas, i. 329; on the production of early peas by selection, ii. 291; on the varieties of the potato, i. 330-331; on crossing varieties of the melon, i. 339; on reversion in the barberry, i. 384.
- ANDERSON, Mr., on the reproduction of the weeping ash by seed, ii. 19; on the cultivation of the tree peony in China, ii. 205.
- ANDERSSON, Mr., on the Damara, Bechuanas, and Namaqua cattle, i. 88; on the cows of the Damaras, ii. 300; selection practised by the Damaras and Namaquas, ii. 297; on the use of grass-seeds and the roots of reeds as food in South Africa, i. 309.
- Anemone coronaria*, doubled by selection, ii. 200.
- ANGINA pectoris, hereditary, occurring at a certain age, ii. 79.
- ANGIEMA, cattle of, i. 80.
- ANGOLA sheep, i. 95.
- ANGORA, change in hair of animals at, ii. 278; cats of, i. 45, 47; rabbits of, i. 106, 120.
- ANIMALS, domestication of, facilitated by ferociousness of man, i. 20; refusal of wild, to breed in captivity, ii. 149; compound, individual peculiarities of, reproduced by budding, i. 374; variation by selection in useful qualities of, ii. 220.
- ANNUAL plants, rarity of bud-variation in, i. 408.
- ANOMALIES in the osteology of the horse, i. 50.
- ANOMALOUS breeds of pigs, i. 75; of cattle, i. 80.
- Anser albifrons*, characters of, reproduced in domestic geese, i. 288.
- Anser aegyptiacus*, i. 282; ii. 68.
- Anser canadensis*, ii. 157.
- Anser cygnoides*, i. 287.
- Anser ferus*, the original of the domestic goose, i. 287; fertility of cross of, with domestic goose, i. 288.
- ANSON, on feral fowls in the Ladrões, i. 238.
- ANTAGONISM between growth and reproduction, ii. 384.
- Anthem. nobilis*, bud-variation in flowers of, i. 379; becomes single in poor soil, ii. 167.
- ANTHEROZOIDS, apparent independence of, in algae, ii. 384.
- ANTHERS, constableness of, ii. 165-166.
- ANTIQUA, cats of, i. 46; changed fleece of sheep in, i. 98.
- Antirrhinum majus*, peloric, i. 365; ii. 59, 70, 166; double-flowered, ii. 167; bud-variation in, i. 381.
- ANTS, individual recognition of, ii. 251.
- APES, anthropomorphic, ii. 123.
- ARBUS, attacking pear-trees, ii. 231; development of, ii. 361-362.
- APOPLEXY, hereditary, occurring at a certain age, ii. 78.
- APPLE, i. 348-350; fruit of, in Swiss lake-dwellings, i. 317; rendered fastigate by heat in India, i. 361; bud-variation in the, i. 376; with dimidiate fruit, i. 392-393; with two kinds of fruit on the same branch, i. 392; artificial fecundation of, i. 401; St. Valéry, i. 401; ii. 106; reversion in seedlings of, ii. 31; crossing of varieties of, ii. 129; growth of the, in Ceylon, ii. 277; Winter Majetin, not attacked by coccus, ii. 231; flower-buds of, attacked by bullfinches, ii. 232; American, change of when grown in England, ii. 275.
- APRICOT, i. 344-345; glands on the leaves of, ii. 231; analogous variation in the, ii. 348.
- Aquila fava*, copulating in captivity, ii. 154.
- Aquilegia vulgaris*, i. 365; ii. 530.
- ARAB boarhound, described by Harcourt, i. 17.
- Arabis blepharophylla* and *A. Sayeri*, effects of crossing, i. 400.
- Aralia trifoliata*, bud-variation in leaves of, i. 382.
- ARAUCARIAS, young, variable resistance of, to frost, ii. 309.
- ARCHANGEL pigeon, ii. 240.
- ARCTIC regions, variability of plants and shells of, ii. 256.
- Aria vestita*, grafted on thorns, i. 387.
- ARISTOTELIAN, fowls mentioned by, i. 246.
- ARISTOTLE, on solid-hoofed pigs, i. 75; domestic duck unknown to, i. 277; on the assumption of male characters by old hens, ii. 51.

- ARNI, domestication of the, i. 82.
 ANAGER of development, ii. 315-318.
 ARTERIES, increase of anastomosing branches of, when tied, ii. 230.
 ARU islands, wild pig of, i. 67.
 ARUM, Polynesian varieties of, ii. 256.
Ascaris, number of eggs of, ii. 379.
 ASH, varieties of the, i. 369; weeping, i. 361; simple-leaved, i. 362; bud-variation in, i. 382; effects of graft upon the stock in the, i. 394; production of the blotched Breadalbane, *ibid.*; weeping, capricious reproduction of, by seed, ii. 19.
Asinus Burchellii, i. 64.
Asinus hesalonus, ii. 43.
Asinus indicus, ii. 42-43, 48.
Asinus quagga, i. 64.
Asinus taniopus, ii. 41; the original of the domestic ass, i. 62.
 ASPARAGUS, increased fertility of cultivated, ii. 113.
 ASS, early domestication of the, i. 62; breeds of, *ibid.*; small size of, in India, *ibid.*; stripes of, i. 62-63; ii. 351; dislike of to cross water, i. 181; reversion in, ii. 41-43, 47; hybrid of the, with mare and zebra, ii. 42; prepotency of the, over the horse, ii. 67-68; crossed with wild ass, ii. 203; variation and selection of the, ii. 236.
 ASSYRIAN sculpture of a mastiff, i. 17.
 ASTERS, ii. 20, 316.
 ASTHMA, hereditary, ii. 8, 79.
 ATAVISM. See Reversion.
 ATHLETICISM, his care of horses, ii. 203.
 ATKINSON, Mr., on the sterility of the Tarroo silk-moth in confinement, ii. 157.
 AUBERGINE, ii. 91.
 AUDUBON, on feral hybrid ducks, i. 190; ii. 46; on the domestication of wild ducks on the Mississippi, i. 278; on the wild cock turkey visiting domestic hens, i. 292; fertility of *Fringilla ciris* in captivity, ii. 154; fertility of *Columba migratoria* and *leucocephala* in captivity, ii. 155; breeding of *Anser canadensis* in captivity, ii. 157.
 AUDUBON and Bachman, on the change of coat in *Ovis montana*, i. 99; sterility of *Sciurus cinereus* in confinement, ii. 152.
 AURICULA, effect of seasonal conditions on the, ii. 273; blooming of, ii. 345.
 AUSTRALIA, no generally useful plants derived from, i. 310; useful plants of, enumerated by Hooker, i. 311.
 AUSTRIA, heredity of character in emperors of, ii. 65.
 AUTENRIETH, on persistency of colour in horses, ii. 21.
 AVA, horses of, i. 53.
Avena fatua, cultivability of, i. 313.
 AYEEN Akbery, pigeons mentioned in the, i. 150, 155, 185, 205, 207, 208.
 AYLES, W. P., on bud-variation in pelargoniums, i. 378.
Azulea indica, bud-variation in, i. 377.
 AZARA, on the feral dogs of La Plata, i. 27; on the crossing of domestic with wild cats in Paraguay, i. 45; on hornlike processes in horses, i. 50; on curled hair in horses, i. 54; ii. 205, 325; on the colours of feral horses, i. 60, 61; ii. 259; on the cattle of Paraguay and La Plata, i. 82, 86, 89; ii. 259; on a hornless bull, ii. 205; on the increase of cattle in South America, ii. 119; on the growth of horns in the hornless cattle of Corrientes, ii. 39; on the "Niata" cattle, i. 90; on naked quadrupeds, ii. 279; on a race of black-skinned fowls in South America, i. 258; ii. 209; on a variety of maize, i. 321.
 BAININGTON, C. C., on the origin of the plum, i. 345; British species of the genus *Rosa*, i. 366; distinctness of *Viola lutea* and *tricolor*, i. 368.
 BACHMANN, Mr., on the turkey, ii. 202. See also Audubon.
 BADGER, breeding in confinement, ii. 151. "BAGADOTTEN-TAUBE," i. 141.
 BAILY, Mr., on the effect of selection on fowls, ii. 198; on Dorking fowls, ii. 238.
 BAIRD, S., on the origin of the turkey, i. 292.
 BAKER, Mr., on heredity in the horse, ii. 11; on the degeneration of the horse by neglect, ii. 239; orders of Henrys VII. and VIII. for the destruction of undersized mares, ii. 203.
 BAKEWELL, change in the sheep effected by, ii. 198.
 BALANCEMENT, ii. 342-344; of growth, law of, 274.
 BALDHEAD, pigeon, i. 151.
 BALDNESS, in man, inherited, ii. 73-74; with deficiency in teeth, ii. 326-327.
 BALLANCE, Mr., on the effects of interbreeding on fowls, ii. 125; on variation in the eggs of fowls, i. 248.
Ballota nigra, transmission of variegated leaves in, i. 383.
 BAMBOO, varieties of the, ii. 256.
 BANANA, variation of the, i. 372; ii. 256, 258; bud-variation in the, i. 377; sterility of the, ii. 268.
 BANTAM fowls, i. 230; Sebright, origin of, ii. 96; sterility of, ii. 101.
 BARD (Pigeon), i. 144-146, 210; ii. 227;

- figure of, i. 145; figure of lower jaw of, i. 164.
- BARBS**, of wheat, i. 314.
- BARBERRY**, dark or red-leaved variety, i. 302; ii. 19; reversion in suckers of seedless variety, i. 384.
- BARBUT**, J., on the dogs of Guinea, i. 25; on the domestic pigeons in Guinea, i. 186; fowls not native in Guinea, i. 237.
- BARKING**, acquisition of the habit of, by various dogs, i. 27.
- BARLEY**, wild, i. 313; of the lake-dwellings, i. 317-318; ancient variety of, ii. 429.
- BARNES**, Mr., production of early peas by selection, ii. 201.
- BARNET**, Mr., on the intercrossing of strawberries, i. 351; dimorphism of the Hautbois strawberry, i. 353; on the scarlet American strawberry, ii. 200.
- BARTH**, Dr., use of grass-seeds as food in Central Africa, i. 308.
- BARTLETT**, A. D., on the origin of "Himalayan" rabbits by intercrossing, i. 109; on the feral rabbits of Porto Santo, i. 114; on geese with reversed feathers on the head and neck, i. 288; on the young of the black-shouldered peacock, i. 290; on the breeding of the Fokide in captivity, ii. 150.
- BARTRAM**, on the black wolf-dog of Florida, i. 22.
- BATES**, H. W., refusal of wild animals to breed in captivity, ii. 150, 152; sterility of American monkeys in captivity, ii. 153; sterility of tamed guans, ii. 156.
- BATRACHIA**, regeneration of lost parts in, ii. 15.
- BEACH**, raised, in Peru, containing heads of maize, i. 320.
- BEAK**, variability of, in fowls, i. 258; individual differences of, in pigeons, i. 109; correlation of, with the feet in pigeons, i. 171-174.
- BEALE**, Lionel, on the contents of cells, ii. 570; on the multiplication of infectious atoms, ii. 378; on the origin of fibres, ii. 382.
- BEANS**, i. 330; of Swiss lake-dwellings, i. 319; varieties of, produced by selection, ii. 218; French and scarlet, variable resistance of to frost, ii. 309, 314; superiority of native seed of, ii. 314; a symmetrical variation of scarlet, ii. 322; experiments on kidney, i. 330; with monstrous stipules and abortive leaflets, ii. 343.
- BEARD**, pigeon, i. 151.
- BEARS**, breeding in captivity, ii. 151.
- BEASLEY**, J., reversion in crossed cattle, ii. 41.
- BEATON**, D., effect of soil upon strawberries, i. 353; on varieties of pelargonium, i. 364, ii. 274, 311; bud-variation in *Gladiolus colvillii*, i. 382; cross between Scotch kail and cabbage, ii. 98; hybrid gladiolus, ii. 139; constant occurrence of new forms among seedlings, ii. 235; on the doubling of the composite, ii. 316.
- BECHUANA** cattle, i. 88.
- BECK**, Mr., constitutional differences in pelargoniums, i. 364.
- BECKMANN**, on changes in the odours of plants, ii. 274.
- BECHSTEIN**, on the burrowing of wolves, i. 27; "Spitz" dog, i. 31; origin of the Newfoundland dog, i. 42; crossing of domestic and wild swine, i. 66; on the Jacobin pigeon, i. 154, 209; notice of swallow-pigeons, i. 156; on a fork-tailed pigeon, i. 157; variations in the colour of the crop in pigeons, i. 184; on the German dove-cot pigeon, i. 183; fertility of mongrel pigeons, i. 192; on hybrid turtle-doves, i. 193; on crossing the pigeon with *Columba aenas*, *C. palumbus*, *Turtur risoria*, and *T. vulgaris*, i. 193; development of spurs in the silk-hen, i. 256; on Polish fowls, i. 257, 264; on crested birds, i. 257; on the Canary-bird, i. 295, ii. 22, 161; German superstition about the turkey, i. 293; occurrence of horns in hornless breeds of sheep, ii. 39; hybrids of the horse and ass, ii. 68; crosses of tailless fowls, ii. 92; difficulty of pairing dove-cot and fancy pigeons, ii. 103; fertility of tame ferrets and rabbits, ii. 112; fertility of wild sow, *ibid.*; difficulty of breeding eagled birds, i. 154; comparative fertility of *Pallanus erithacus* in captivity, ii. 155; on changes of plumage in captivity, ii. 158; liability of light-coloured cattle to the attacks of flies, ii. 229; want of exercise a cause of variability, ii. 257; effect of privation of light upon the plumage of birds, ii. 280; on a sub-variety of the monk-pigeon, ii. 350.
- BEDDOE**, Dr., correlation of complexion with consumption, ii. 335.
- BEDDOGAR** gall, ii. 284.
- BEE**, persistency of character of, ii. 236, 254; intercrossing, ii. 126; conveyance of pollen of peas by, i. 329.
- BEE-OFMAYS**, self-fertilisation of, ii. 91.
- BEECH**, dark-leaved, i. 362, ii. 19; fern-leaved, reversion of, i. 3-2; weeping, non-production of by seed, ii. 19.
- BEECHY**, horses of Loochoo Islands, i. 53.
- BEEF**, i. 325; increase of sugar in, by selection, ii. 291.

- Begonia frigida*, singular variety of, i. 365; sterility of, ii. 166.
- BELGIAN rabbit, i. 106.
- BELL, T., statement that white cattle have coloured ears, i. 85.
- BELL, W., bud-variation in *Cistus tricuspidatus*, i. 377.
- BELLINGHEM, observations on gestation in the dog, i. 30; on the fertility of dogs and cats, ii. 112.
- BELON, on high-flying pigeons in Paphlagonia, i. 209; varieties of the goose, i. 289.
- BENGUELA, cattle of, i. 88.
- BENNETT, Dr. G., pigs of the Pacific islands, i. 79, 87; dogs of the Pacific islands, i. 87; varieties of cultivated plants in Tahiti, ii. 256.
- BENNETT, Mr., on the fallow deer, ii. 103.
- BENYMAN, G., number and origin of cultivated plants, i. 306; cereals all cultivated varieties, i. 312; species of the orange group, i. 334-335; distinctions of almond and peach, i. 338; British species of *Rosa*, i. 366; identity of *Viola lutea* and *tricolor*, i. 368.
- Berberis vulgaris*, i. 381, ii. 19.
- Berberis Wallichii*, indifference of, to climate, ii. 164.
- BENYMAN, on the history of the dog, i. 16, 18.
- BERKELEY, G. F., production of hen-cocks in a strain of game-fowls, i. 253.
- BERKELEY, M. J., crossing of varieties of the pea, i. 397; effect of foreign pollen on grapes, i. 400; on hybrid plants, ii. 131; analogy between pollen of highly-cultivated plants and hybrids, ii. 268; on Hungarian kidney-beans, ii. 275; failure of Indian wheat in England, ii. 307; bud developed on the petal of a *Clarkia*, ii. 384.
- BERNARD, inheritance of disease in the horse, ii. 10.
- BERNARD, C., independence of the organs of the body, ii. 368-369; special affinities of the tissues, ii. 380.
- BERNHARDI, varieties of plants with lacinated leaves, ii. 348.
- Bersida antarctica*, i. 288.
- BERTERO, on feral pigeons in Juan Fernandez, i. 190.
- Betula alba*, ii. 18.
- BEWICK, on the British wild cattle, i. 84.
- BEYLE, reference to breeding studs of horses in, i. 54; references to domestic pigeons in the, i. 205; indications of selection of sheep in the, ii. 201; notice of mules in the, ii. 202.
- BIDWELL, Mr., on self-impotence in *Asarum*, ii. 139.
- BIRCH, weeping, i. 387, ii. 18.
- BIRCH, Dr. S., on the ancient domestication of the pigeon in Egypt, i. 205; notice of Belgian fowls in a Japanese encyclopædia, i. 230, 247.
- BIRCH, Wyrley, on silver-grey rabbits, i. 109-110.
- BIRDS, sterility caused in, by change of conditions, ii. 153-157.
- BLADDER-NUT, tendency of the, to become double, ii. 168.
- BLAINE, Mr., on wry-legged terriers, ii. 245.
- BLAINVILLE, origin and history of the dog, i. 15-16; variations in the number of teeth in dogs, i. 34; variations in the number of toes in dogs, i. 35; on mummies of cats, i. 43; on the osteology of solid-hoofed pigs, i. 75; on feral Patagonian and N. American pigs, i. 77.
- "BLASS-TAUBE," i. 156.
- BREEDING, hereditary, ii. 7, 8; sexual limitation of excessive, ii. 73.
- BLENDING of crossed races, time occupied by the, ii. 87.
- BLINDNESS, hereditary, ii. 9; at a certain age, ii. 78; associated with colour of hair, ii. 328.
- BLOODHOUNDS, degeneration of, caused by interbreeding, ii. 121.
- BLUMENBACH, on the protuberance of the skull in Polish fowls, i. 257; on the effect of circumcision, ii. 23; inheritance of a crooked finger, ii. 23; on badger-dogs and other varieties of the dog, ii. 220; on *Hydro*, ii. 293; on the "nissus formativus," ii. 294.
- BLYTH, E., on the Pariah dog, i. 24; hybrids of dog and jackal, i. 32; early domestication of cats in India, i. 43; origin of domestic cat, *ib.*; crossing of domestic and wild cats, i. 44; on Indian cats resembling *Felis chaus*, i. 45; on striped Barmese ponies, i. 58; on the stripes of the ass, i. 63; on Indian wild pigs, i. 66; on humped cattle, i. 79, 80; occurrence of *Bos frontosus* in Irish crannoges, i. 81; fertile crossing of zebu and common cattle, i. 83; on the species of sheep, i. 94; on the fat-tailed Indian sheep, i. 96; origin of the goat, i. 101; on rabbits breeding in India, i. 112; number of tail-feathers in fountails, i. 146; Lotian tumbler pigeons, i. 150; number of tail-feathers in *Ectopistes*, i. 159; on *Columba affinis*, i. 183; pigeons roosting in trees, i. 181; on *Columba leucopectus*, i. 182; on *Columba intermedia* of Strickland, i. 184; variation in colour of group in pigeons, i. 184-185, 197; voluntary domestication of rock-pigeons in India, i. 185; feral pigeons on the Hudson, i. 190;

- occurrence of sub-species of pigeons, i. 204; notice of pigeon-fanciers in Delhi, &c., i. 206; hybrids of *Gallus Sonneratii* and the domestic hen, i. 234; supposed hybridity of *Gallus Temminckii*, i. 235; variations and domestication of *Gallus bankiva*, i. 235-236, 237; crossing of wild and tame fowls in Burma, i. 236; restricted range of the larger gallinaceous birds, i. 237; feral fowls in the Nicobar islands, i. 238; black-skinned fowls occurring near Calcutta, i. 256; weight of *Gallus bankiva*, i. 272; degeneration of the turkey in India, i. 294, ii. 278; on the colour of gold-fish, i. 296; on the Ghor-Khur (*Asinus indicus*), ii. 42; on *Asinus hemionus*, ii. 43; number of eggs of *Gallus bankiva*, ii. 112; on the breeding of birds in captivity, ii. 157; co-existence of large and small breeds in the same country, ii. 279; on the drooping ears of the elephant, ii. 301; homology of leg and wing feathers, ii. 323.
- BOETHIUS** on Scotch wild cattle, i. 85.
- BOITARD** and **Corbié**, on the breeds of pigeons, i. 132; Lille pouter pigeon, i. 138; notice of a gliding pigeon, i. 156; variety of the pouter pigeon, i. 162; dove-cot pigeon, i. 185; crossing pigeons, i. 192-193, ii. 97, 126; sterility of hybrids of turtle-doves, i. 193; reversion of crossed pigeons, i. 197, ii. 40; on the fantail, i. 208, ii. 66; on the trumpeter, ii. 66; prepotency of transmission in silky fantail, ii. 67, 69; secondary sexual characters in pigeons, ii. 74; crossing of white and coloured turtle-doves, ii. 92; fertility of pigeons, ii. 112.
- BOMBYCIDÆ**, wingless females of, ii. 230.
- Bombyz hesperus*, ii. 304.
- Bombyz Huttoni*, i. 302.
- Bombyz mori*, i. 300-304.
- BONAPARTE**, on maize, i. 320, 321.
- BONAPARTE**, number of species of Columbids, i. 133; number of tail-feathers in pigeons, i. 138; size of the feet in Columbids, i. 174; on *Columba guineæ*, i. 182; *Columba turricola, rupestris*, and *Schimperii*, i. 184.
- Bonatea speciosa*, development of ovary of, i. 403.
- BONAVIA**, Dr., growth of cauliflowers in India, ii. 310.
- BONES**, removal of portions of, ii. 296; regeneration of, ii. 294; growth and repair of, ii. 381-382.
- BONNET**, on the salamander, ii. 15, 341, 358, 385; theory of reproduction, ii. 385.
- BONCHMEYER**, experiments with the seeds of the weeping ash, ii. 19.
- BONICOLE**, i. 323.
- BONELLI**, on Polish fowls, i. 247.
- BORNEO**, fowls of, with tail-bands, i. 235.
- BORNET**, E., condition of the ovary in hybrid *Cisti*, i. 389; self-impotence of hybrid *Cisti*, ii. 140.
- BORROW**, G., on pointers, i. 42.
- BORY** de **Saint-Vincent**, on gold-fish, i. 297.
- Bos*, probable origin of European domestic cattle from three species of, i. 83.
- Bos frontosus*, i. 79, 81-82.
- Bos indicus*, i. 79.
- Bos longifrons*, i. 79, 81.
- Bos primigenius*, i. 79-81, 119.
- Bos sondaicus*, ii. 206.
- Bos taurus*, i. 79.
- Bos trochoceros*, i. 81.
- BOSC**, heredity in foliage-varieties of the elm, i. 362.
- BOSSÉ**, production of double flowers from old seed, ii. 167.
- BOSSI**, on breeding dark-coloured silk-worms, i. 302.
- BOUCHARDAT**, on the vine disease, i. 334.
- BOUDIN**, on local diseases, ii. 276; resistance to cold of dark-complexioned men, ii. 335.
- "**BOULANS**," i. 137.
- "**BOUDON d'Alep**," ii. 276.
- BOWEN**, Prof., doubts as to the importance of inheritance, ii. 3.
- BOWMAN**, Mr., hereditary peculiarities in the human eye, ii. 8-10; hereditary cataract, ii. 79.
- BRACE**, Mr., on Hungarian cattle, i. 80.
- Brachyone aceridifolia*, ii. 261.
- BRACKTS**, unusual development of, in gooseberries, i. 355.
- BRADLEY**, Mr., effect of grafts upon the stock in the ash; i. 394; effect of foreign pollen upon apples, i. 401; on change of soil, i. 146.
- "**BRAHMA** **Pootras**," a new breed of fowls, i. 245.
- BRAIN**, proportion of, in hares and rabbits, i. 126-129.
- BRANDT**, origin of the goat, i. 101.
- Brassica*, varieties of, with enlarged stems, ii. 348.
- Brassica asperifolia*, ii. 343.
- Brassica napus*, i. 325.
- Brassica oleracea*, i. 323.
- Brassica rapa*, i. 325, ii. 165.
- BRAUN**, A., bud variation in the vine, i. 375; in the currant, i. 376; in *Mirabilis jalapa*, i. 382; in *Cytisus adami*, i. 388; on reversion in the foliage of trees, i. 382; spontaneous production of *Cytisus purpureo-douglasii*, i. 390; reversion of flowers by stripes and blotches, ii. 37; excess of nourishment a source of variability, ii. 257.

- BRAZIL, cattle of, i. 88.
- BREAD-FRUIT, varieties of, ii. 256; sterility and variability of, ii. 262.
- BREE, W. T., bud-variation in *Geranium pratense* and *Centauria cyanea*, i. 379; by tubers in the dahlia, i. 385; on the deafness of white cats with blue eyes, ii. 329.
- BREEDING, high, dependent on inheritance, ii. 3-4.
- BREEDS, domestic, persistency of, ii. 246, 428-429; artificial and natural, ii. 413-414; extinction of, ii. 425; of domestic cats, i. 45-47; of pigs produced by crossing, i. 78; of cattle, i. 86-87, 91-93; of goats, i. 101.
- BREEM, on *Columba assimilis*, i. 183.
- BRENT, B. P., number of mammae in rabbits, i. 106; habits of the tumbler pigeon, i. 151; Laughing pigeon, i. 155; colouring of the kite tumbler, i. 160; crossing of the pigeon with *Columba esaua*, i. 193; mongrels of the trumpeter pigeon, ii. 66; close interbreeding of pigeons, ii. 126; opinion on Aldrovand's fowls, i. 247; on stripes in chickens, i. 249-250; on the combs of fowls, i. 253; double-spurred Dorking fowls, i. 255; effect of crossing on colour of plumage in fowls, i. 258; incubatory instinct of mongrels between non-sitting varieties of fowls, ii. 44; origin of the domestic duck, i. 277; fertility of the hook-billed duck, *ibid.*; occurrence of the plumage of the wild duck in domestic breeds, i. 280; voice of ducks, i. 281; occurrence of a short upper mandible in crosses of hook-billed and common ducks, i. 281; reversion in ducks produced by crossing, ii. 40; variation of the canary-bird, i. 295; fashion in the canary, ii. 240; hybrids of canary and finches, ii. 45.
- BRICKELL, on raising nectarines from seed, i. 340; on the horses of North Carolina, ii. 300.
- BRIDGES, Mr., on the dogs of Tierra del Fuego, i. 39; on the selection of dogs by the Fuegians, ii. 207.
- BRIDGMAN, W. K., reproduction of abnormal ferns, i. 383, ii. 379.
- BRIGGS, J. J., regeneration of portions of the fins of fishes, ii. 15.
- BROCA, P., on the intercrossing of dogs, i. 31-32; on hybrids of hare and rabbit, i. 105; on the rumpless fowl, i. 259; on the character of half-castes, ii. 47; degree of fertility of mongrels, ii. 100; sterility of descendants of wild animals bred in captivity, ii. 160.
- BROCCOLI, i. 323; rudimentary flowers in, ii. 316; tenderness of, ii. 510.
- BROMHEAD, W., doubling of the Canterbury bell by selection, ii. 200.
- BROMFIELD, Dr., sterility of the ivy and *Acorus calamus*, ii. 170.
- Bromus scabellus*, i. 314.
- BRONN, H. G., bud-variation in *Anthemis*, i. 379; effects of cross-breeding on the female, i. 404; on heredity in a one-horned cow, ii. 12, 13; propagation of a pendulous pouch by seed, ii. 18; absorption of the minority in crossed races, ii. 88; on the crossing of horses, ii. 92; fertility of tame rabbits and sheep, ii. 112; changes of plumage in captivity, ii. 158; on the dahlia, ii. 261.
- BROOKER period, dog of, i. 18.
- BROWN, G., variations in the dentition of the horse, i. 50.
- BROWN-SÉQUARD, Dr., inheritance of artificially-produced epilepsy in the guinea-pig, ii. 24.
- Brussacigis*, ii. 130.
- BURSELLS Sprouts, i. 323, ii. 429.
- Bubo maximus*, ii. 134.
- BUCKLAND, F., on oysters, ii. 280; number of eggs in a codfish, ii. 379.
- BUCKLE, Mr., doubts as to the importance of inheritance, ii. 3.
- BUCKLEY, Miss, carrier-pigeons roosting in trees, i. 181.
- BUCKMAN, Prof., cultivation of *Avena fatua*, i. 313; cultivation of the wild parsnip, i. 326, ii. 201, 277; reversion in the parsnip, ii. 31.
- BUCKWHEAT, injurious to white pigs, when in flower, ii. 537.
- BUD and seed, close analogy of, i. 411.
- BUD-REVERSION, ii. 37.
- BUDS, adventitious, ii. 384.
- BUD-VARIATION, i. 373-411, ii. 254, 287-288, 291; contrasted with seminal reproduction, i. 373; peculiar to plants, i. 374; in the peach, i. 340, 374; in plums, i. 375; in the cherry, *ibid.*; in grapes, *ibid.*; in the gooseberry, currant, pear, and apple, i. 376; in the banana, camellia, hawthorn, *Azalea indica*, and *Cistus tricuspidatus*, i. 377; in the hollyhock and pelargonium, i. 378; in *Geranium pratense* and the chrysanthemum, i. 379; in roses, i. 307, 379-381; in sweet williams, carnations, pinks, stocks, and snapdragons, i. 381; in wall-flowers, cyclamen, *Eschschera biennis*, *Gladiolus edulis*, fuchsias, and *Mirabilis jalapa*, i. 382; in foliage of various trees, i. 382-384; in cryptogamic plants, i. 383; by suckers in *Pálor* and barberry, i. 384; by tubers in the potato, *ibid.*; in the dahlia, i. 385; by bulbs in hyacinths, *Imatophyllum miniatum*, and tulips, i. 385; in *Tigridia conchiflora*, i. 286; in

- Hemercollis*, *ibid.*; doubtful cases, i. 386-387; in *Cyrtus Adamsi*, i. 387-394; probable in *Aesculus rubicunda*, i. 392; summary of observations on, 406.
- BUFFON, on crossing the wolf and dog, i. 32; increase of fertility by domestication, ii. 111; improvement of plants by unconscious selection, ii. 216; theory of reproduction, ii. 375.
- Bulimus, ii. 53.
- BULL, apparent influence of, on offspring, ii. 68.
- BELLACE, i. 345.
- BULLDOG, recent modifications of, i. 42.
- BULLFINCH, breeding in captivity, ii. 154; attacking flower-buds, ii. 232.
- BULT, Mr., selection of pouter pigeons, ii. 197.
- "BÜNDTENSCHWEIN," i. 67.
- BUNTING, reed, in captivity, ii. 158.
- BURDACH, crossing of domestic and wild animals, i. 66; aversion of the wild boar to barley, ii. 303.
- BURKE, Mr., inheritance in the horse, ii. 10.
- Burlingtonia, ii. 135.
- BURMAH, cats of, i. 47.
- BURMESE ponies, striped, i. 58, 59.
- BURNES, Sir A., on the Karakool sheep, i. 98, ii. 278; varieties of the vine in Cabool, i. 333; hawks, trained in Scinde, ii. 153; pomegranates producing seed, ii. 168.
- BURTON Constable, wild cattle at, i. 84.
- "BURZEL-TAUBEN," i. 150.
- BUSSORAH cattier, i. 141.
- Buteo vulgaris*, copulation of, in captivity, ii. 154.
- BUTTERFLIES, polymorphic, ii. 399-400.
- BUZAREINGUES, Girou de, inheritance of tricks, ii. 6.
- CABANIS, pears grafted on the quince, ii. 239.
- CABBAGE, i. 323-326; varieties of, i. 323; unity of character in flowers and seeds of, i. 323-324; cultivated by ancient Celts, i. 324; classification of varieties of, *ibid.*; ready crossing of, *ibid.*, ii. 90, 91, 98, 130; origin of, i. 325; increased fertility of, when cultivated, ii. 113; growth of, in tropical countries, ii. 277.
- CABOOL, vines of, i. 333.
- CABRAL, on early cultivation in Brazil, i. 311.
- CACTUS, growth of cochineal on, in India, ii. 275.
- CÆSAR, *Bos primigenius* wild in Europe in the time of, i. 81; notice of fowls in Britain, i. 246; notice of the importation of horses by the Celts, ii. 203.
- CAFFRE fowls, i. 230.
- CAFFRES, different kinds of cattle possessed by the, i. 88.
- "CAGIAS," a breed of sheep, i. 95.
- CALCEOLARIAS, i. 364; ii. 147; effects of seasonal conditions on, ii. 274; peloric flowers in, ii. 346.
- "CALONGOS," a Columbian breed of cattle, i. 88.
- CALVER, Mr., on a seedling peach producing both peaches and nectarines, i. 341.
- CALYX, segments of the, converted into carpels, ii. 392.
- CAMEL, its dislike to crossing water, i. 181.
- Camellia*, bud-variations in, i. 377; recognition of varieties of, ii. 251; variety in, hardness of, ii. 308.
- CAMERON, D., on the cultivation of Alpine plants, ii. 163.
- CAMERONN, Baron, value of English blood in race-horses, ii. 11.
- Campanula mediana*, ii. 200.
- CANARY-BIRD, i. 295; conditions of inheritance in, ii. 22; hybrids of, ii. 45; period of perfect plumage in, ii. 77; diminished fertility of, ii. 161; standard of perfection in, ii. 195; analogous variation in, ii. 349.
- CANCEL, heredity of, ii. 7, 8, 79.
- CANINE teeth, development of the, in mares, ii. 318.
- Canis alopec*, i. 29.
- Canis antarcticus*, i. 29.
- Canis argentatus*, ii. 151.
- Canis aureus*, i. 29.
- Canis cancricorus*, domesticated and crossed in Guiana, i. 23.
- Canis cinereo-variatus*, i. 29.
- Canis fulvus*, i. 29.
- Canis Inge*, the naked Peruvian dog, i. 23.
- Canis latrans*, resemblance of, to the Hare Indian dog, i. 22; one of the original stocks, i. 26.
- Canis lupaster*, i. 25.
- Canis lupus*, var. *occidentalis*, resemblance of, to North American dogs, i. 21; crossed with dogs, i. 22; one of the original stocks, i. 26.
- Canis mesomelas*, i. 25, 29.
- Canis primævus*, tamed by Mr. Hodgson, i. 26.
- Canis sabbar*, i. 25.
- Canis sinensis*, possible original of grey-hounds, i. 33.
- Canis thalob*, i. 29.
- Canis variogatus*, i. 29.
- CANTERBURY Bell, doubled by selection, ii. 200.
- CAPE of Good Hope, different kinds of

- cattle at the, i. 88; no useful plants derived from the, i. 310.
- CAFECALZIE, breeding in captivity, ii. 156.
- Cajon agagrus* and *C. Falconeri*, probable parents of domestic goat, i. 101.
- CAFSICUM, i. 371.
- CAIDAK, on a variety of the walnut, i. 356; on grafted walnuts, ii. 259-260.
- CAMDOON, ii. 34.
- Carex rigida*, local sterility of the, ii. 170.
- CARLEER, early selection of sheep, ii. 204.
- CARLESLE, Sir A., inheritance of peculiarities, ii. 6, 8; of polydactylism, ii. 13.
- "CARME" pigeon, i. 156.
- CARNATION, bud-variation in, i. 381; variability of, i. 370; strip-d, produced by crossing red and white, i. 393; effect of conditions of life on the, ii. 273.
- CAINIYORA, general fertility of, in captivity, ii. 150.
- CAROLINE Archipelago, cats of, i. 47.
- CARP, ii. 236.
- CARPELS, variation of, in cultivated eucubitaceae, i. 359.
- CARPENTER, W. B., regeneration of bone, ii. 294; production of double monsters, ii. 340; number of eggs in an *Ascaris*, ii. 379.
- Carpinus betulus*, i. 362.
- Carpophaga littoralis* and *luctuosa*, i. 182.
- CARRIER pigeon, i. 139-142; English, i. 129-141; figured, i. 140; skull figured, i. 163; history of the, i. 211; Persian, i. 141; Bussrah, *ibid.*; Bagadotten, skull figured, i. 163; lower jaw figured, i. 165.
- CARRIÈRE, cultivation of the wild carrot, i. 326; intermediate form between the almond and the peach, i. 338; glands of peach-leaves, i. 343; bud-variation in the vine, i. 375; grafts of *Aria vestita* upon thorns, i. 387; variability of hybrids of *Erythrina*, ii. 265.
- CARROT, wild, effects of cultivation on the, i. 326; reversion in the, ii. 31; run wild, ii. 33; increased fertility of cultivated, ii. 113; experiments on the, ii. 277; acclimatization of the, in India, ii. 311.
- Carthamus*, abortion of the pappus in, ii. 316.
- CARTIER, cultivation of native plants in Canada, i. 312.
- CARYOPHYLLACEÆ, frequency of contabescence in the, ii. 165.
- CASPARY, bud-variation in the moss-rose, i. 380; on the ovules and pollen of *Cytisus*, i. 388-389; crossing of *Cytisus purpureus* and *C. laburnum*, i. 389; trifacial orange, i. 391; differently-coloured flowers in the wild *Viola latera*, i. 408; sterility of the horse-radish, ii. 170.
- CASTELNAU, on Brazilian cattle, i. 88.
- CASTRATION, assumption of female characters caused by, ii. 51-52.
- Casuarium bennettii*, ii. 156.
- CAT, domestic, i. 43-48; early domestication and probable origin of the, i. 43-44; intercrossing of with wild species, i. 44-45; variations of, i. 45-48; feral, i. 47, ii. 33; anomalous, i. 48; polydactylism in, ii. 14; black, indications of stripes in young, ii. 55; tortoiseshell, ii. 73; effects of crossing in, ii. 86; fertility of, ii. 111; difficulty of selection in, ii. 234, 236; length of intestines in, ii. 302; white with blue eyes, deafness of, ii. 329; with tufted ears, ii. 350.
- CATARACT, hereditary, ii. 9, 79.
- CATERPILLARS, effect of changed food on, ii. 289.
- CATLIN, G., colour of feral horses in North America, i. 61.
- CATTLE, European, their probable origin from three original species, i. 79-82; humped, or Zebus, i. 79-80; intercrossing of, i. 83, 91-93; wild, of Chillingham, Hamilton, Chartley, Burton Constable, and Gisburne, i. 84, ii. 119; colour of feral, i. 84-85, ii. 102; British breeds of, i. 86-87; South African breeds of, i. 88; South American breeds of, i. 89, ii. 205; Niata, i. 89-91, ii. 205, 208, 332; effects of food and climate on, i. 91-92; effects of selection on, i. 92-93; Dutch-buttocked, ii. 8; hornless, production of horns in, ii. 29-30, 39; reversion in, when crossed, ii. 41; wildness of hybrid, ii. 45; short-horned, propensity of, ii. 65; wild, influence of crossing and segregation on, ii. 80; crosses of, ii. 96, 104, 118; of Falkland islands, ii. 102; mutual fertility of all varieties of, ii. 110; effects of interbreeding on, ii. 117-119; effects of careful selection on, ii. 194, 199; naked, of Columbia, ii. 205; crossed with wild banteng in Java, ii. 296; with reversed hair in Banda Oriental, ii. 205; selection of trifling characters in, ii. 209; fashion in, ii. 210; similarity of best races of, ii. 241; unconscious selection in, ii. 214; effects of natural selection on anomalous breeds of, ii. 226-227; light-coloured, attacked by flies, ii. 229, 336; Jersey, rapid improvement of, ii. 234; effects of disuse of parts in, ii. 299; rudimentary horns in, ii. 315; supposed influence of humidity on the hair

- of, ii. 326; white spots of, liable to disease, ii. 337; supposed analogous variation in, ii. 349; displacement of long-horned by short-horned, ii. 426.
- CAULIFLOWER, i. 323; free-seeding of, in India, ii. 310; rudimentary flowers in, ii. 316.
- CAVALIER pigeon, ii. 37.
- Cavia aperea*, ii. 152.
- CAY (*Cebus azarae*), sterility of, in confinement, ii. 153.
- Cebus azarae*, ii. 153.
- Cecidomyia*, larval development of, ii. 283, 300, 367; and *Miscotampus*, i. 5.
- CEDARS of Lebanon and Atlas, i. 364.
- CELESTY, turnip-rooted, i. 336; run wild, ii. 33.
- CELL-THEORY, ii. 370.
- Celosia cristata*, i. 365.
- CELSUS, on the selection of seed-corn, i. 318, ii. 203.
- CELSUS, early cultivation of the cabbage by the, i. 324; selection of cattle and horses by the, ii. 202-203.
- Cochrus*, seeds of a, used as food, i. 309.
- Costaurea cyanaea*, bud-variation in, i. 379.
- CEPHALOPODA, sporematophores of, ii. 383.
- Cerassus pedata*, yellow-fruited, ii. 19.
- Cercopithecus*, sterility of, in captivity, ii. 152.
- Cercopithecus*, breeding of a species of, in captivity, ii. 153.
- CERUALS, i. 312-313; of the Neolithic period in Switzerland, i. 317; adaptation of, to soils, ii. 305.
- Cereus*, ii. 38.
- Cereus speciosissimus* and *phyllanthus*, reversion in hybrids of, i. 392.
- Cereus canadensis*, ii. 158.
- Cereus dama*, ii. 120.
- CETACEA, correlation of dermal system and teeth in the, ii. 328.
- CEYLON, cats of, i. 46; pigeon-fancying in, i. 206.
- Chamaerops humilis*, crossed with date palm, i. 339.
- CHAMISSO, on seedling bread-fruit, ii. 168.
- CHANNEL islands, breeds of cattle in, i. 80.
- CHAYMAN, Professor, peach-trees producing nectarines, i. 341.
- CHAYUS, F., sexual peculiarities in pigeons, i. 162, ii. 74; effect produced by first male upon the subsequent progeny of the female, i. 403; sterility of the union of some pigeons, ii. 162.
- CHARACTERS, fixity of, ii. 239; latent, ii. 51-56, 339-409; continued divergence of, ii. 241; antagonistic, ii. 401.
- CHARDIN, abundance of pigeons in Persia, i. 205.
- CHARLEMAGNE, orders as to the selection of stallions, ii. 203.
- CHARTLEY, wild cattle of, i. 84.
- CHATÉ, reversion of the upper seeds in the pods of stocks, ii. 347-348.
- CHATIN, on *Ranunculus ficaria*, ii. 170.
- CHAUNDY, Mr., crossed varieties of cabbage, ii. 130.
- CHEETAH, general sterility of, in captivity, ii. 151.
- Chéiranthus cheiri*, i. 382.
- CHERRIES, i. 347-348; bud-variation in, i. 375; white Tartarian, ii. 230; variety of, with curled petals, ii. 232; period of vegetation of, changed by forcing, ii. 311.
- CHEVREUIL, on crossing fruit-trees, ii. 129.
- CHICKENS, differences in characters of, i. 249-250; white, liable to gapes, ii. 228, 336.
- CHIGOE, ii. 275.
- CHILE, sheep of, i. 95.
- CHILLINGHAM cattle, identical with *Bos primigenius*, i. 81; characters of, i. 83-84.
- CHILOR, half-castes of, ii. 46.
- CHINA, cats of, with drooping ears, i. 47; horses of, i. 53; striped ponies of, i. 59; asses of, i. 62; notice of rabbits in, by Confucius, i. 103; breeds of pigeons reared in, i. 206; breeds of fowls of, in fifteenth century, i. 232, 247; geese of, i. 237.
- CHINCHILLA, fertility of, in captivity, ii. 152.
- CHINESE, selection practised by the, ii. 204-205; preference of the, for hornless rams, ii. 209; recognition of the value of native breeds by the, ii. 313.
- CHINESE, or Himalayan rabbit, i. 108.
- "CHIVOS," a breed of cattle in Paraguay, i. 89.
- CHOUX-RAVES, i. 323.
- CHRIST, H., on the plants of the Swiss Lake-dwellings, i. 309, 318; intermediate forms between *Pinus sylvestris* and *montana*, i. 363.
- CHRYSANTHEMUM, i. 379.
- Chrysothrix festiva*, ii. 280.
- CINERARIA, effects of selection on the, ii. 209.
- CIRCASSIA, horses of, ii. 102.
- CIRCUMCISION, ii. 23.
- CIRRIPEDES, metagenesis in, ii. 366.
- Cistus*, intercrossing and hybrids of, i. 336, 389, ii. 140.
- Cistus tricuspidis*, bud-variation in, i. 377.
- CITRONS, i. 334-335.
- "*Citrus aurantium fructu variabili*," i. 336.
- Citrus decumana*, i. 335.
- Citrus lemonum*, i. 336.

- Citrus medica*, i. 335-336.
 CLEFT palate, inheritance of, ii. 24.
 CLEMENTINE, on wild vines in Spain, i. 332.
 CLEMONT-TONNERRE, on the St. Valery apple, i. 401.
 CLAPHAM, A., bud-variation in the hawthorn, i. 377.
 "CLAQUANT," i. 138.
 "CLAUQUERS" (pigeons), i. 156.
 CLARK, G., on the wild dogs of Juan de Nova, i. 27; on striped Burmese and Javanese ponies, i. 59; breeds of goats imported into the Mauritius, i. 101; variations in the mammae of goats, i. 102; bilobed scrotum of Muscat goat, *ibid.*
 CLARK, H. J., on fission and gemmation, ii. 359.
 CLARKE, R. T., intercrossing of strawberries, i. 352.
 CLARKE, T., hybridisation of stocks, i. 309, ii. 93.
 CLARKSON, Mr., prize-cultivation of the gooseberry, i. 355.
 CLASSIFICATION, explained by the theory of natural selection, i. 11.
 CLIMATE, effect of, upon breeds of dogs, i. 37; on horses, i. 52, 53; on cattle, i. 91, 92; on the fleeces of sheep, i. 98, 99; on seeds of wheat, i. 316; on cultivated cabbages, i. 325; adaptation of maize to, i. 322.
 CLIMATE and pasture, adaptation of breeds of sheep to, i. 96-97.
 CLIMATE and soil, effects of, upon strawberries, i. 353.
 CLINE, Mr., on the skull in horned and hornless rams, ii. 333.
 CLOS, on sterility in *Ranunculus ficaria*, ii. 170.
 CLOTZSCH, hybrids of various trees, ii. 130.
 CLOVEN, pelorism in, ii. 310.
 COATE, Mr., on interbreeding pigs, ii. 122.
 COCCUS of apple trees, ii. 231.
 COCHIN fowls, i. 227, 250, 252, 260-261; occipital foramen of, figured, i. 261; section of skull of, figured, i. 263; cervical vertebra of, figured, i. 267.
 COCHINEAL, persistence of, ii. 236; preference of, for a particular cactus, ii. 275.
Cochlearia armoracia, ii. 170.
 COCK, game, natural selection in, ii. 225; spur of, grafted on the comb, ii. 296; spur of, inserted into the eye of an ox, ii. 369; effect of castration upon the, ii. 51-52.
 COCK'S-COMB, varieties of the, i. 365.
 COCOONS, of silkworms, variations in, i. 302-303.
 CODFISH, bulldog, i. 89; number of eggs in the, ii. 379.
Colaptes paco, ii. 152.
 COLIN, precocity of the ass over the horse, ii. 67-68; on cross-breeding, ii. 97; on change of diet, ii. 304.
 COLLINSON, Peter, peach-tree producing a nectarine, i. 340.
 COLORATION, in pigeons, an evidence of unity of descent, i. 195-197.
 COLOUR, correlation of, in dogs, i. 28-29; persistence of, in horses, i. 50; inheritance and diversity of, in horses, i. 55; variations of, in the ass, i. 62-63; of wild or feral cattle, i. 85; transmission of, in rabbits, i. 107; peculiarities of, in Himalayan rabbits, i. 111; influence of, ii. 227-230; correlation of, in head and limbs, ii. 324; correlated with constitutional peculiarities, ii. 335-338.
 COLOUR and odour, correlation of, ii. 325.
 COLOUR-BLINDNESS, hereditary, ii. 9; more common in men than in women, ii. 72-73; associated with inability to distinguish musical sounds, ii. 328.
 COLOURS, sometimes not blended by crossing, ii. 92.
Columba affinis, Blyth, a variety of *C. livia*, i. 183.
Columba amata, Brehm, a variety of *C. livia*, i. 183.
Columba guinea, i. 182.
Columba gymnocephalus, Gray, a form of *C. livia*, i. 184.
Columba gymnocephalus, hybrids of, with *C. canas*, i. 193; with *C. maculosa*, i. 194.
Columba intermedia, Strickland, a variety of *C. livia*, i. 184.
Columba leucocephala, ii. 155.
Columba leucocota, i. 182, 195.
Columba littoralis, i. 182.
Columba livia, ii. 29, 40; the parent of domestic breeds of pigeons, i. 183; measurements of, i. 134; figured, i. 135; skull figured, i. 163; lower jaw figured, i. 164, 168; scapula figured, i. 167.
Columba luctuosa, i. 182.
Columba migratoria and *leucocephala*, diminished fertility of, in captivity, ii. 155.
Columba canas, i. 183; crossed with common pigeon and *C. gymnocephalus*, i. 193.
Columba palumbus, i. 193, ii. 350.
Columba rupestris, i. 182, 184, 195.
Columba Schimperii, i. 184.
Columba torquatrix, ii. 350.
Columba turricola, i. 184.
 COLUMBA, cattle of, i. 88.
 COLUMBINE, double, i. 365, ii. 330.

- COLUMBUS, on West Indian dogs, i. 23.
- COLUMELLA, on Italian shepherd's dogs, i. 23; on domestic fowls, i. 231, 247, ii. 202, 429; on the keeping of ducks, i. 277; on the selection of seed-corn, i. 318; on the benefits of change of soil to plants, ii. 146; on the value of native breeds, ii. 313.
- COLZA, i. 325.
- COMM. in fowls, variations of, i. 253-254; sometimes rudimentary, ii. 315.
- COMPENSATION, law of, i. 274.
- COMPENSATION of growth, ii. 342-344.
- COMPLEXION, connexion of, with constitution, ii. 335.
- COMPOSITE, double flowers of, i. 365, ii. 167, 316.
- CONCEPTION, earlier in Alderney and Zeland cows than in other breeds, i. 87.
- CONDITIONS of life, changed, effect of, ii. 418-419; on horses, i. 52; upon variation in pigeons, i. 212-213; upon wheat, i. 315-316; upon trees, i. 361; in producing bud-variation, i. 408; advantages of, ii. 145-148, 176-177; sterility caused by, ii. 148-165; conducive to variability, ii. 255-261, 394; accumulative action of, ii. 261-263; direct action of, ii. 271-292.
- CONDOR, breeding in captivity, ii. 154.
- CONFINEMENT, effect of, upon the cock, ii. 52.
- CONFUCIUS, on the breeding of rabbits in China, i. 103.
- CONOLLY, Mr., on Angora goats, ii. 326.
- CONSTITUTIONAL differences in sheep, i. 36-97; in varieties of apples, i. 349-350; in pelargoniums, i. 364; in dahlias, i. 370.
- CONSTITUTIONAL peculiarities in strawberries, i. 353; in roses, i. 367.
- CONSUMPTION, hereditary, ii. 8; period of appearance of, ii. 77; correlated with complexion, ii. 335.
- CONSTABENCE, ii. 165-166.
- CONVOLVULUS *batatas*, ii. 109, 309.
- Convolvulus tricolor*, bud-variation in, i. 408.
- COOPER, Mr., improvement of vegetables by selection, ii. 294.
- COOPER, White, hereditary peculiarities of vision, ii. 9; association of affections of the eyes with those of other systems, ii. 328.
- CORALS, bud-variation in, i. 374; non-diffusion of cell-germules in, ii. 379.
- CORNÉ. See BOITARD.
- CORNEA, opacity of, inherited, ii. 9.
- Cornus mascula*, yellow-fruited, ii. 19.
- CORRELATIONS, ii. 319; of neighbouring parts, ii. 320; of change in the whole body and in some of its parts, ii. 321; of homologous parts, ii. 322-331; inexplicable, ii. 331-333; commingling of, with the effects of other agencies, ii. 333-335.
- CORRELATION of skull and limbs in swine, i. 73; of tusks and bristles in swine, i. 76; of multiplicity of horns and coarseness of wool in sheep, i. 95; of beak and feet in pigeons, i. 172-173; between nestling down and colour of plumage in pigeons, i. 194; of changes in silkworms, i. 304; in plants, ii. 219; in maize, i. 323; in pigeons, i. 167-171, 218; in fowls, i. 274-275.
- CORRESPONDING periods, inheritance at, ii. 75-80.
- CORRIENTES, dwarf cattle of, i. 89.
- CORRINGHAM, Mr., influence of selection on pigs, ii. 198.
- CORSICA, ponies of, i. 52.
- "COSTRICK" (pigeon) of Aldrovandi, i. 299.
- Corsus corone* and *C. cornix*, hybrids of, ii. 94.
- Corydalis*, flower of, ii. 304.
- Corydalis cava*, ii. 132-133.
- Corydalis solida*, sterile when peloric, ii. 167.
- Corydalis tuberosa*, peloric by reversion, ii. 58-59.
- Corylus avellana*, i. 357.
- COSTA, A., on shells transferred from England to the Mediterranean, ii. 280.
- "COUVE TRONCHUDA," i. 323.
- COW, inheritance of loss of one horn in the, ii. 12, 23; amount of milk furnished by the, ii. 300; development of six mammae in, ii. 317.
- COWSLIP, ii. 21, 182.
- CRACIDÆ, sterility of the, in captivity, ii. 156.
- CRANES, fertility of, in captivity, ii. 156.
- Crataegus oxyacantha*, i. 363, ii. 18, 232, 258, 377.
- Crataegus monogyna*, i. 364.
- Crataegus sibirica*, i. 364.
- CRAWFURD, J., Malasian cats, i. 47; horses of the Malay Archipelago, i. 49; horses of Japan, i. 53; occurrence of stripes in young wild pigs of Malacca, i. 76; on a Burmese hairy family with deficient teeth, ii. 77, 327; Japanese origin of the bantam, i. 230; game fowls of the Philippine islands, i. 232; hybrids of *Gallus varius* and domestic fowl, i. 234; domestication of *Gallus bankiva*, i. 236; feral fowls in the Felloe islands, i. 238; history of the fowl, i. 246; history of the domestic duck, i. 277; domestication of the goose, i. 287; cultivated plants of New Zealand, i. 312;

- breeding of tame elephants in Ava, ii. 150; sterility of *Goura coromanda* in confinement, ii. 153; geese of the Philippine islands, ii. 162.
- CREEPERS, a breed of fowls, i. 230.
- CRESTED fowl, i. 227; figured, i. 229.
- "CULÈVE-CULÈU," a French sub-breed of fowls, i. 229.
- CASP, Dr., on the brains of the hare and rabbit, i. 126.
- CROCKER, C. W., singular form of *Begonia frigida*, i. 365-366, ii. 166; sterility in *Rauvolfia ficaria*, ii. 170.
- CROCUS, ii. 165.
- CROSS-BREEDING, permanent effect of, on the female, i. 404.
- CROSSING, ii. 85-144, 173-192; a cause of uniformity, ii. 85-90, 173; occurs in all organised beings, ii. 90-92; some characters not blended by, ii. 92-95, 173; modifications and new races produced by, ii. 95-99; causes which check, ii. 100-109; domestication and cultivation favourable to, ii. 109-113, 189; beneficial effects of, ii. 111-131, 174-176; necessary in some plants, ii. 131-140, 175-176, 423; SUMMARY of subject of, ii. 140-144; of dogs with wolves in North America, i. 21-22; with *Canis canis* in Guiana, i. 23; of dog with wolf, described by Pliny and others, i. 24; characters furnished by, brought out by reversion in the progeny, ii. 34-36; a direct cause of reversion, ii. 39-47, 48; a cause of variability, ii. 264-267.
- CRUSTACEA, MACROPOUS, differences in the development of the, ii. 368.
- CRUSTACEAN with an antenna-like development of the eye-peduncle, ii. 391.
- CRYPTOGAMIC plants, bud-variation in, i. 383.
- CUBA, wild dogs of, i. 27.
- "CUCKOO," sub-breeds of fowls, i. 244.
- CUCUMBER, variation in number of carpels of, i. 359; supposed crossing of varieties of the, i. 400.
- Cucumis momordica*, i. 360.
- Cucumis sativa*, i. 359.
- Cucurbita*, dwarf, correlation of leaves in, ii. 330.
- Cucurbita maxima*, i. 357, 359.
- Cucurbita moschata*, i. 357, 359.
- Cucurbita pepo*, i. 357, ii. 108; varieties of, i. 358; relation in size and number of fruit of, ii. 343.
- CUCURBITACEÆ, i. 357-360; supposed crossing of, i. 399; Nardin's observations on hybrids of, ii. 172; acclimatization of, ii. 313.
- "CULBERTANIN" (pigeons), i. 150.
- CULTIVATION of plants, origin of, among savages, i. 309-310; fertility increased by, ii. 111-113.
- CUNBER, on hereditary night-blindness, ii. 9.
- CURRANTS, of Tierra del Fuego, i. 309; bud-variation in, i. 376.
- CURTIS, Mr., bud-variation in the rose, i. 381.
- CUVIER, on the gestation of the wolf, i. 29; the odour of the jackal, an obstacle to domestication, i. 30; differences of the skull in dogs, i. 34; external characters of dogs, i. 35; elongation of the intestines in domestic pigs, i. 73, ii. 303; fertility of the hook-billed duck, i. 277; number of digits, ii. 13; hybrid of ass and zebra, ii. 42; breeding of animals in the Jardin des Plantes, ii. 149; sterility of predaceous birds in captivity, ii. 154; facility of hybridisation in confinement, ii. 160.
- CYANOSIS, affection of fingers in, ii. 332.
- CYCLAMEN, bud-variation in, i. 382.
- Cynara cardunculus*, ii. 34.
- Cynips fecundatrix*, ii. 283.
- Cynocephalus hamadryas*, ii. 153.
- Cyprinus auratus*, i. 296-297.
- Cyrtanthus*, ii. 139.
- Cyrtopodium*, ii. 134.
- Cytisus Adami*, ii. 364; its bud-variation, i. 387-389, 406, ii. 37; seedlings from, i. 388; different views of its origin, i. 389-390; experiments in crossing *C. purpureus* and *laburum* to produce, i. 389; its production by M. Adam, i. 390; discussion of origin of, i. 396.
- Cytisus alpine-laburum*, ovules and pollen of, i. 389; origin of, i. 390.
- Cytisus alpinus*, i. 388.
- Cytisus laburum*, i. 387, 389, 390, 396.
- Cytisus purpureo-elongatus*, ovules and pollen of, i. 389; production of, i. 390.
- Cytisus purpureus*, i. 387, 388, 389, 390, 396.
- DAHLDOM, effects of food on hymenoptera, ii. 281.
- DAHLIA, i. 369-370, ii. 147; bud-variation by tubers in the, i. 385; improvement of, by selection, ii. 216; steps in cultivation of, ii. 261; effect of conditions of life on, ii. 273; correlation of form and colour in, ii. 331.
- DAISY, hen and chicken, i. 365; Swan River, ii. 261.
- DALBERT, varieties of wheat, i. 314.
- DALBERT, changes in the odours of plants, ii. 274.
- DAILY, Dr., on consanguineous marriages, ii. 122.
- DALTONISM, hereditary, ii. 9.
- DAMARAS, cattle of, i. 88, ii. 207-208.

- DARWIN, I. 347.
- DANDOLE, Count, on silkworms, i. 301.
- DANIELL, fertility of English dogs in Sierra Leone, ii. 161.
- DANISH Middens, remains of dogs in, i. 18.
- DAPPLEING in horses, asses, and hybrids, i. 55.
- DARSTÉ, C., on the skull of the Polish fowl, i. 262; on the production of monstrous chickens, ii. 289; co-existence of anomalies, ii. 331; production of double monsters, ii. 340.
- DARVILL, Mr., heredity of good qualities in horses, ii. 11.
- DARWIN, C., on *Lepus magellanicus*, i. 112; on the wild potato, i. 330; dimorphism in the polyanthus and primrose, ii. 21.
- DARWIN, Dr., improvement of vegetables by selection, ii. 204.
- DARWIN, Sir F., wildness of crossed pigs, ii. 45.
- D'ASSO, monogynous condition of the hawthorn in Spain, i. 364.
- Dasypsecta aguti*, ii. 152.
- Date-palm, varieties of the, ii. 256; effect of pollen of, upon the fruit of *Chamaerops*, i. 299.
- Datura*, ii. 38; variability in, ii. 266.
- Datura lewis* and *stramonium*, reversion in hybrids of, i. 392.
- Datura stramonium*, ii. 67.
- DAUBENTON, variations in the number of mammae in dogs, i. 35; proportions of intestines in wild and domestic cats, i. 48, ii. 302.
- DAUDIN, on white rabbits, ii. 230.
- DAVY, Dr., on sheep in the West Indies, i. 98.
- DAWKINS and SANDFORD, early domestication of *Bos longifrons* in Britain, i. 81.
- DEAF-MUTES, non-heredity of, ii. 22.
- DEAFNESS, inheritance of, ii. 78.
- DEBY, wild hybrids of common and musk ducks, ii. 46.
- DE CANDOLLE, Alph., number and origin of cultivated plants, i. 306-307, 371; regions which have furnished no useful plants, i. 310; wild wheat, i. 312-313; wild rye and oats, i. 313; antiquity of varieties of wheat, i. 316; apparent inefficiency of selection in wheat, i. 318; origin and cultivation of maize, i. 320, ii. 307; colours of seeds of maize, i. 321; varieties and origin of the cabbage, i. 324-325; origin of the garden-pea, i. 326; on the vine, i. 332, ii. 308; cultivated species of the orange group, i. 335; probable Chinese origin of the peach, i. 337; on the peach and nectarine, i. 340, 342; varieties of the peach, i. 342; origin of the apricot, i. 344; origin and varieties of the plum, i. 345; origin of the cherry, i. 347; varieties of the gooseberry, i. 354; selection practised with forest-trees, i. 361; wild fastigate oak, i. 361; dark-leaved varieties of trees, i. 362; conversion of stamens into pistils in the poppy, i. 365; variegated foliage, i. 366; heredity of white hyacinths, i. 371, ii. 20; changes in oaks dependent on age, ii. 387; inheritance of anomalous characters, ii. 19; variation of plants in their native countries, ii. 256; deciduous bushes becoming evergreen in hot climates, ii. 305; antiquity of races of plants, ii. 429.
- DE CANDOLLE, P., non-variability of monotypic genera, ii. 266; relative development of root and seed in *Raphanus sativus*, ii. 343.
- DECADENCE, on the cultivation of the wild carrot, i. 326; varieties of the pear, i. 350; inter-crossing of strawberries, i. 351; fruit of the apple, i. 401; sterility of *Lysimachia nummularia*, ii. 170; tender variety of the peach, ii. 298.
- DEEN, assumption of horns by female, ii. 51; imperfect development of horns in a, on a voyage, ii. 158.
- DEEN, fallow, ii. 103.
- DEERHOUND, Scotch, difference in size of the sexes of, ii. 73; deterioration of, ii. 121.
- DEGENERATION of high-bred races, under neglect, ii. 239.
- DE JONGHE, J., on strawberries, i. 352, ii. 243; soft-barked pears, ii. 231; on accumulative variation, ii. 262; resistance of blossoms to frost, ii. 306.
- DELAMER, E. S., on rabbits, i. 107, 112. *Delphinium ajacis*, ii. 21. *Delphinium consolida*, ii. 20-21. *Dendrocygna viduata*, i. 182, ii. 157.
- DENTITION, variations of, in the horse, i. 50.
- DEODAR, i. 364.
- DESMAREST, distribution of white on dogs, i. 29; cat from the Cape of Good Hope, i. 47; cats of Madagascar, i. 47; occurrence of striped young in Turkish pigs, i. 76; French breeds of cattle, i. 80; horns of goats, i. 102; on hornless goats, ii. 315.
- DESOR, E., on the Anglo-Saxon race in America, ii. 276.
- DESORTS, number of varieties of roses, i. 367.
- DEVAY, Dr., singular case of albinism, ii. 17; on the marriage of cousins, ii. 122; on the effects of close interbreeding, ii. 143, 263.
- DEVELOPMENT and metamorphosis, ii. 388-389.
- DEVELOPMENT, arrests of, ii. 315-318.
- DEVELOPMENT, embryonic, ii. 366-368.

- D'HERVEY-Saint-Denys, L., on the ya-mi, or imperial rice of the Chinese, ii. 205.
- DNOLE, fertility of the, in captivity, ii. 151.
- DIABETES, occurrence of, in three brothers, ii. 17.
- Dianthus*, contabescent plants of, ii. 165-166; hybrid varieties of, ii. 267.
- Dianthus armeria* and *deltoides*, hybrids of, ii. 98.
- Dianthus barbatus*, i. 381.
- Dianthus caryophyllus*, i. 381.
- Dianthus japonicus*, contabescence of female organs in, ii. 166.
- DICHOGAMOUS plants, ii. 90.
- DICKSON, Mr., on "running" in carnations, i. 381; on the colours of tulips, i. 386.
- Dicystes torquatus* and *labiatus*, ii. 150.
- DIEFFENBACH, dog of New Zealand, i. 26; feral cats in New Zealand, i. 47; polydactylism in Polynesia, ii. 14.
- Dicytra*, ii. 59.
- DIER, change of, ii. 303-304.
- Digitalis*, properties of, affected by culture, ii. 274; poison of, ii. 380.
- DIGITS, supernumerary, ii. 57; analogy of, with embryonic conditions, ii. 16; fusion of, ii. 341.
- DIMORPHIC plants, ii. 166; conditions of reproduction in, ii. 181-184.
- DIMORPHISM, reciprocal, ii. 90.
- DINGO, i. 25; variation of, in colour, i. 28; half-bred, attempting to burrow, i. 28; attraction of foxes by a female, i. 34; variations of, in confinement, ii. 263.
- DIRECNESS of strawberries, i. 333.
- DISEASES, inheritance of, ii. 7-8; family uniformity of, ii. 57; inherited at corresponding periods of life, ii. 77-80; peculiar to localities and climates, ii. 276; obscure correlations in, ii. 331-332; affecting certain parts of the body, ii. 380; occurring in alternate generations, ii. 401.
- DISTEMPERS, fatal to white terriers, ii. 227.
- DISUSE and use of parts, effects of, ii. 295-303, 352-353, 418-419; in the skeleton of rabbits, i. 124-128; in pigeons, i. 171-177; in fowls, i. 270-274; in ducks, i. 284-286; in the silk-moth, i. 300-304.
- DIVERGENCE, influence of, in producing breeds of pigeons, i. 220.
- DIXON, E. S., on the musk duck, i. 182; on feral ducks, i. 190; on feral pigeons in Norfolk Island, i. 190; crossing of pigeons, i. 192; origin of domestic fowls, i. 230; crossing of *Gallus Somervailii* and common fowl, i. 234; occurrence of white in the young chicks of black fowls, i. 244; Paduan fowl of Abbrovandi, i. 247; peculiarities of the eggs of fowls, i. 248; chickens, i. 249-250; late development of the tail in Cochinchina, i. 250; comb of lark-crested fowls, i. 256; development of webs in Polish fowls, i. 259; on the voice of fowls, i. 259; origin of the duck, i. 277; ducks kept by the Romans, i. 278; domestication of the goose, i. 287; gender frequently white, i. 288; breeds of turkeys, i. 293; incubatory instinct of mongrels of non-sitting races of fowls, ii. 44; aversion of the dove-cot pigeon to pair with fancy birds, ii. 103; fertility of the goose, ii. 112; general sterility of the guans in captivity, ii. 156; fertility of geese in captivity, ii. 157; white peafowl, ii. 332.
- DOBELL, H., inheritance of anomalies of the extremities, ii. 14; non-reversion to a malformation, ii. 36.
- DOMAZMORZEN, abhorrence of incest by the Abipones, ii. 123.
- DOGS, origin of, i. 15; ancient breeds of, i. 17, ii. 429; of neolithic, bronze and iron periods in Europe, i. 18-19, ii. 427; resemblance of to various species of canidae, i. 21; of North America compared with wolves, i. 21-22; of the West Indies, South America, and Mexico, i. 23, 31; of Guiana, i. 23; naked dogs of Paraguay and Peru, *ibid.* and 31; dumb, on Juan Fernandez, i. 27; of Juan de Nova, i. 27; of La Plata, i. 27; of Cuba, i. 27; of St. Domingo, i. 28; correlation of colour in, i. 28-29; gestation of, i. 29-30; hairless Turkish, i. 30, ii. 227; inter-crossing of different breeds of, i. 31; characters of different breeds of, discussed, i. 34-37; degeneration of European, in warm climates, i. 36, 38; ii. 278, 305; liability to certain diseases in different breeds of, i. 36 and note; causes of differences of breeds discussed, i. 37-43; catching fish and crabs in New Guinea and Tierra del Fuego, i. 39; webbing of the feet in, i. 39; influence of selection in producing different breeds of, i. 39, 43; retention of original habits by, i. 182; inheritance of polydactylism in, ii. 14; feral, ii. 33; reversion in fourth generation of, ii. 34; of the Pacific Islands, ii. 87, 220, 303; mongrel, ii. 92-93; comparative facility of crossing different breeds of, ii. 102; fertility of, ii. 111, 151; inter-breeding of, ii. 120-121; selection of, among the Greeks, ii. 202, 209; among savages, ii. 206-207; unconscious selection of, ii. 211-212; valued by the Fugians, ii. 215; climatal changes in hair of, ii. 278; production of drooping ears

- in, ii. 301; rejection of bones of game by, ii. 303; inheritance of rudiments of limbs in, ii. 315; development of fifth toe in, ii. 317; hairless, deficiency of teeth in, ii. 326; short-faced, teeth of, ii. 345; probable analogous variation in, ii. 349; extinction of breeds of, ii. 425.
- DOMBRAIN, H. H., on the auricula, ii. 346-347.
- DOMESTICATION, essential points in, ii. 405-406; favourable to crossing, ii. 103-110; fertility increased by, ii. 111-113, 174.
- DOMESTICATED animals, origin of, ii. 160-161; occasional sterility of, under changed conditions, ii. 161-162.
- DONDERS, Dr., hereditary hypermetropia, ii. 8.
- DORKING fowl, i. 227, 261; furcula of, figured, i. 268.
- DORMOUSE, ii. 152.
- DOUBLE flowers, ii. 167-168, 171-172; produced by selection, ii. 200.
- DOUBLEDAY, H., cultivation of the filbert pine strawberry, i. 354.
- DOUGLAS, J., crossing of white and black game-fowls, ii. 92.
- DOWNING, Mr., wild varieties of the hickory, i. 310; peaches and nectarines from seed, i. 330-340; origin of the Boston nectarine, i. 340; American varieties of the peach, i. 343; North American apricot, i. 344; varieties of the plum, i. 346; origin and varieties of the cherry, i. 347-348; "twin cluster pippins," i. 349; varieties of the apple, i. 350; on strawberries, i. 351, 353; fruit of the wild gooseberry, i. 355; effects of grafting upon the seed, ii. 26; diseases of plum and peach trees, ii. 227-228; injury done to stone fruit in America by the "weevil," ii. 231; grafts of the plum and peach, ii. 259; wild varieties of pears, ii. 260; varieties of fruit-trees suitable to different climates, ii. 306.
- Draba sylvestris*, ii. 163.
- DRAGON, pigeon, i. 139, 141.
- "DRABER" (pigeon), i. 156.
- DRINKING, effects of, in different climates, ii. 289.
- DROMEDARY, selection of, ii. 205-206.
- DRUCE, Mr., inter-breeding of pigs, ii. 121.
- DE CHAILLE, fruit-trees in West Africa, i. 309.
- DUCHESENE on *Fragaria vesca*, i. 351, 352, 353.
- DUFOUR, Léon, on *Cecidomyia* and *Miscocampus*, i. 5.
- DUCK, musk, retention of perching habit by the, i. 182; feral hybrid of, i. 190.
- DUCK, penguin, hybrid of, with Egyptian goose, ii. 68.
- DUCK, wild, difficulty of rearing, ii. 233; effects of domestication on, ii. 278.
- DUCKS, breeds of, i. 276-277; origin of, i. 277; history of, *ibid.*; wild, easily tamed, i. 278-279; fertility of breeds of, when crossed, i. 279; with the plumage of *Anas boschas*, i. 280; Malayan penguin, identical in plumage with English, i. 280; characters of the breeds of, i. 281-284; eggs of, i. 281; effects of use and disuse in, i. 284-286, ii. 298; feral, in Norfolk, i. 190; Aylesbury, inheritance of early hatching by, ii. 25; reversion in, produced by crossing, ii. 40; wildness of half-bred wild, ii. 45; hybrids of, with the musk duck, ii. 45-46; assumption of male plumage by, ii. 51; crossing of Labrador and penguin, ii. 97; increased fertility of, by domestication, ii. 112; general fertility of, in confinement, ii. 157; increase of size of, by care in breeding, ii. 199; change produced by domestication in, ii. 262.
- DUMÉRIE, Aug., breeding of *Siredon* in the branchiferous stag, i. 384.
- DUN-coloured horses, origin of, i. 59.
- DUREAU de la Malle, feral pigs in Louisiana, ii. 33; feral fowls in Africa, *ibid.*; bud-variation in the pear, i. 376; production of mules among the Romans, ii. 110.
- Dusicyon sylvestris*, i. 23.
- DUTCH rabbit, i. 107.
- DUTCH roller pigeon, i. 151.
- DETROCHET, pelorism in the laborum, ii. 346.
- DUVAL, growth of pears in woods in France, ii. 260.
- DUVAL-JOUVE, on *Loeria oryzoides*, ii. 91.
- DUYERNOY, self-impotence in *Lilium candidum*, ii. 137.
- DEKROON, variability in the characters and habits of bees, i. 298.
- EABLE, Dr., on colour-blindness, ii. 72, 328.
- EARS, of fancy rabbits, i. 106; deficiency of, in breeds of rabbits, i. 108; rudimentary, in Chinese sheep, ii. 315; drooping, ii. 301; fusion of, ii. 341.
- EATON, J. M., on fancy pigeons, i. 148, 153; variability of characters in breeds of pigeons, i. 161; reversion of crossed pigeons to coloration of *Columba livia*, i. 198; on pigeon-fancying, i. 206, 215-216; on tumbler-pigeons, i. 209, ii. 242; carrier-pigeon, i. 211; effects of inter-breeding on pigeons, ii. 126; properties of pigeons, ii. 197-198; death of short-

- faced tumblers in the egg, ii. 226;
Archangel pigeon, ii. 240.
- ECHINODERMATA, metagenesis in, ii. 307.
- ECTOPITES, specific difference in number of tail-feathers in, i. 159.
- ECTOPITES *migratorius*, sterile hybrids of, with *Turtur vulgaris*, i. 193.
- EDENTATA, correlation of dermal system and teeth in the, ii. 328.
- EDGEWORTH, Mr., use of grass-seeds as food in the Punjab, i. 309.
- EDMONSTON, Dr., on the stomach in *Larus argentatus* and the raven, ii. 302.
- EDWARDS and COLIN, on English wheat in France, ii. 307.
- EDWARDS, W. F., absorption of the minority in crossed races, ii. 87.
- EDWARDS, W. W., occurrence of stripes in a nearly thoroughbred horse, i. 57; in foals of racehorses, i. 59.
- EGGS, of fowls, characters of, i. 248; variations of, in ducks, i. 281; of the silkworm, i. 301.
- Egypt, ancient dogs of, i. 17-18; ancient domestication of the pigeon in, i. 204; absence of the fowl in ancient, i. 246.
- EGYPTIAN goose, hybrids of, with penguin duck, i. 282.
- EMMERTS, Prof., multiple origin of the dog, i. 16; dogs of Lower Egypt, i. 25; mimics of *Felis maniculata*, i. 43.
- ELEMENT, male, compared to a premature larva, ii. 384.
- ELEMENTS of the body, functional independence of the, ii. 368-371.
- ELEPHANT, its sterility in captivity, ii. 150.
- ELK, Irish, correlations in the, ii. 333-334.
- ELLIOT, Sir Walter, on striped horses, i. 58; Indian domestic and wild swine, i. 66; pigeons from Cairo and Constantinople, i. 132; fantail pigeons, i. 146; Lotan tumbler pigeons, i. 150; a pigeon uttering the sound *Yaku*, i. 155; *Galus bankiva* in Pegu, i. 236.
- ELLIS, Mr., varieties of cultivated plants in Tahiti, ii. 256.
- ELM, nearly evergreen Cornish variety of the, i. 363, ii. 310; foliage-varieties of the, i. 362.
- ELM, weeping, i. 361; not reproduced by seed, ii. 19.
- Emberiza passerina*, ii. 158.
- EMBRYOS, similarity of, i. 12; fusion of, ii. 339.
- ENGEL, on *Laurus sassafras*, ii. 274.
- ENGLAND, domestication of *Bos longifrons* in, i. 81; selection of horses in, in mediæval times, ii. 203; laws against the early slaughter of rams in, ii. 203.
- EPHEMERIDÆ, development of the, ii. 366.
- Epidendrum cinnabarinum* and *E. zebra*, ii. 134.
- EPILEPSY, hereditary, ii. 8, 78.
- ERET, disease of the white parts of cattle, ii. 337.
- ERICACEÆ, frequency of contabescence in the, ii. 165.
- ERCHTRONICS, an improver of horses by selection, ii. 202.
- ERMAN, on the fat-tailed Kirghisian sheep, i. 98, ii. 280; on the dogs of the Ostyaks, ii. 206.
- Erodium*, ii. 59.
- Erythrina Crista-galli* and *E. herbacea*, hybrids of, ii. 265.
- ESQUILANT, Mr., on the naked young of dun-coloured pigeons, i. 170.
- ESQUIMAUX dogs, their resemblance to wolves, i. 21; selection of, ii. 206.
- EUDÆ-DESLONGCHAMPS, on appendages under the jaw of pigs, i. 75-76.
- Euonymus Japonicus*, i. 383.
- EUROPEAN cultivated plants, still wild in Europe, i. 307.
- EVANS, Mr., on the Lotan tumbler pigeon, i. 150.
- EVELYN, pansies grown in his garden, i. 368.
- EVEREST, R., on the Newfoundland dog in India, i. 36, ii. 305; degeneration of setters in India, i. 58; Indian wild boars, i. 66.
- EWES, hornless, ii. 350.
- EXTINCTION of domestic races, i. 221.
- EYES, hereditary peculiarities of the, ii. 8-10; loss of, causing microphthalmia in children, ii. 24; modification of the structure of, by natural selection, ii. 222-223; fusion of, ii. 341.
- EYEBROWS, hereditary elongation of hairs in, ii. 8.
- EYELIDS, inherited peculiarities of the, ii. 8.
- EYTON, Mr., on gestation in the dog, i. 30; variability in number of vertebrae in the pig, i. 74; individual sterility, ii. 162.
- Faba vulgaris*, i. 330.
- FABRE, observations on *Egilops triticoides*, i. 313.
- Fagus sylvatica*, ii. 19.
- FAIRWEATHER, Mr., production of double flowers from old seed, ii. 167.
- Falco albidus*, resumption of young plumage by, in captivity, ii. 158.
- Falco caelيفragus*, ii. 239.
- Falco subbuteo*, copulating in captivity, ii. 154.
- Falco tinnunculus*, breeding in captivity, ii. 154.

- FALCONER, Dr.**, sterility of English bulldogs in India, i. 38; resemblance between *Siotherium* and Ninta cattle, i. 89; selection of the silkworm in India, i. 301; fastigate apple-trees in Calcutta, i. 361; reproduction of a supernumerary thumb after amputation, ii. 14; fertility of the diole in captivity, ii. 151; fertility of English dogs in India, ii. 161; sterility of the tiger in captivity, ii. 151; turkeys at Delhi, ii. 161; on Indian cultivated plants, ii. 165; Thibet mastiff and goat, ii. 278.
- FALCONS**, sterility of, in captivity, ii. 153.
- FALKLAND ISLANDS**, horses of the, i. 52-53, 61; feral pigs of the, i. 77; feral cattle of the, i. 82, 86; feral rabbits of the, i. 112.
- FALLOW deer**, ii. 103, 120.
- FANTAIL pigeons**, i. 146-148, ii. 227; figured, i. 147; fureula of, figured, i. 167; history of, i. 208; absence of oil-gland in, ii. 344.
- FAROE ISLANDS**, pigeons of the, i. 183.
- FASHION**, influence of, in breeding, ii. 240.
- FASTIGATE TROGS**, ii. 277, 348.
- FAUNAS**, geographical differences, of, i. 10.
- "FAVOURITE" bull**, ii. 65, 118.
- FEATHERS**, homologous variation in, ii. 325.
- FEET**, of pigeons, individual differences of, i. 160; correlations of external characters in, i. 170-171.
- FEET and beak**, correlation of, in pigeons, i. 171-174.
- FEILDEN**, fertility of, in captivity, ii. 150.
- Felis bubastes*, i. 43.
- Felis castra*, i. 44.
- Felis caliculata*, i. 43.
- Felis chaus*, i. 43-44.
- Felis jubata*, ii. 151.
- Felis lybica*, i. 44.
- Felis maculata*, i. 43.
- Felis manul*, i. 45.
- Felis ornata*, i. 45.
- Felis sylvestris*, i. 44.
- Felis torquata*, i. 45.
- FEMALE**, affected by male element, ii. 365, 387-388.
- FEMALE FLOWERS**, in male panicle of maize, i. 321.
- FENNEL**, Italian variety of, i. 326.
- FERAL cats**, i. 47; cattle, i. 86; rabbits, i. 111-115; Guinea fowl, i. 294; animals and plants, reversion in, ii. 32-34, 47.
- FERGUSON, Mr.**, supposed plurality of origin of domestic fowls, i. 231; chickens of black game-fowls, i. 244; relative size of eggs of fowls, i. 248; yolk of eggs of game-fowls, i. 249; early pug-nacity of game-cocks, i. 250; voice of the Malay fowl, i. 259; effects of interbreeding on fowls, ii. 124; selection in Cochin China fowls, ii. 196; on fashion in poultry, ii. 240.
- FERNANDEZ**, on Mexican dogs, i. 23.
- FERNES**, reproduction of abnormal forms of, by spores, i. 383; non-diffusion of cell-gemmules in, ii. 379.
- FERRIS**, ii. 111, 151, 206.
- FERTILISATION**, artificial, of the St. Valery apple, i. 350.
- FERTILITY**, various degrees of, in sheep, i. 97; unlimited mutual, of breeds of pigeons, i. 192-194; comparative of mongrels and hybrids, ii. 100-101, 175-180; influence of nourishment on, ii. 111; diminished by close interbreeding, ii. 118, 175; reduced, of Chillingham wild cattle, ii. 119; of domesticated varieties when crossed, ii. 189.
- Festuca*, species of, propagated by bulb-lets, ii. 170.
- FILIBERTS**, spared by tomitis, ii. 231.
- FILIPPI**, on the breeding of branchiferous tritons, ii. 384.
- FINCHES**, general sterility of, in captivity, ii. 154.
- FINKIKIN (pigeon)**, i. 156.
- FINNOCHIO**, i. 326.
- FIN, Scotch**, acclimatisation of, ii. 310.
- FISH, Mr.**, advantage of change of soil to plants, ii. 147.
- FISHES**, regeneration of portions of fins of, ii. 15; variability of, when kept in tanks, ii. 259; marine, living in fresh water, ii. 304; double monsters of, ii. 340.
- FISSEIN and gemmation**, ii. 358.
- FITCH, Mr.**, persistency of a variety of the pea, i. 329.
- FITTEST**, survival of the, i. 6.
- FITZINGER**, origin of sheep, i. 94; African haired sheep, i. 96.
- FIXEDNESS** of character, conditions of, discussed, ii. 62-64.
- FLAX**, found in the Swiss lake-dwellings, i. 317; climatal difference in products of, ii. 274.
- FLEECE**, fineness of, in Austrian merinos, ii. 197.
- FLEISCHMANN**, on German sheep crossed with merinos, ii. 88-89.
- "FLORENTINE-TAURE"**, i. 142-143.
- FLOUNDER**, ii. 53.
- FLOURENS**, crossing of wolf and dog, i. 32; prepotency of the jackal over the dog, ii. 67; hybrids of the horse and ass, ii. 68; breeding of monkeys in Europe, ii. 153.

- FLOWER-GARDEN**, earliest known, in Europe, ii. 217.
- FLOWERS**, capricious transmission of colour-varieties in, ii. 20-21; tendency to uniformity in striped, ii. 70; scorching of, dependent on colour, ii. 229; change in, caused by conditions of life, ii. 273; rudimentary, ii. 316; relative position of, to the axis, ii. 345.
- FERTATION**, abdominal, ii. 294.
- FOLEY, Mr.**, wild varieties of pears, ii. 260.
- FOLiage**, inherited peculiarities of, i. 362; variegation, of, i. 366; bud-variation in, i. 382-384.
- FOOD**, influence of, on the pig, i. 72; on cattle, i. 91; excess of, a cause of variability, ii. 257.
- FORBES, D.**, on Chillan sheep, i. 95; on the horses of Spain, Chili, and the Pampas, i. 52.
- Formica rufa***, ii. 251.
- FORTUNE, R.**, sterility of the sweet potato in China, ii. 169; development of axillary bulbs in the yam, *ibid.*
- FOWL**, common, breeds of, i. 225-230; supposed plurality of origin, i. 230; early history of, i. 231-233; causes of production of breeds of, i. 233; origin of from *Gallus bankiva*, i. 236-239, 245; feral, notices of, i. 237-238; reversion and analogous variation in, i. 239-246, ii. 35, 38, 39, 40, 349, 350; "cuckoo" sub-breeds of, i. 244; history of, i. 246-247; structural characters of, i. 247-250; sexual peculiarities of, i. 251-257, ii. 74; external differences of, i. 257-260; differences of breeds of, from *G. bankiva*, i. 260; osteological characters of, i. 260-270; effects of disuse of parts in, i. 270-274, ii. 298; feral, i. 190, ii. 33; polydactylism in, ii. 14; fertility of, increased by domestication, ii. 112, 167; sterility of, under certain conditions, ii. 162; influence of selection on, ii. 196, 198, 209, 210; evils of close interbreeding of, ii. 124-125; crossing of, ii. 95, 96, 97; prepotency of transmission in, ii. 67; rudimentary organs in, ii. 315; crossing of non-sitting varieties of, ii. 43-44; homology of wing and leg feathers in, ii. 323; hybrids of, with pheasants and *Gallus Souverain*, ii. 45; black-skinned, ii. 209-210; black, preyed upon by the osprey in Iceland, ii. 230; five-toed, mentioned by Columella, ii. 429; rumpless, tailed chickens produced by, ii. 31; Dorking, crosses of, ii. 93; form of comb and colour of plumage in, ii. 238; game, crossing of white and black, ii. 92; five-spurred, ii. 391; Spanish, liable to suffer from frost, ii. 396; Polish, peculiarities of skull of, ii. 332-333.
- Fox**, sterility of, in captivity, ii. 151.
- Fox, S. Bevan**, races of bees, i. 298.
- Fox, W. Darwin**, gestation of the dog, i. 30; "Negro" cat, i. 46; reversion of sheep in colour, ii. 30; period of gestation in the pig, i. 74; young of the Himalayan rabbit, i. 109; crossing of wild and domestic turkeys, i. 292; reversion in crossed musk ducks, ii. 40; spontaneous segregation of varieties of geese, ii. 104; effects of close interbreeding upon bloodhounds, ii. 121; deafness of white cats with blue eyes, ii. 329.
- FOXHOUNDS**, i. 46, ii. 120.
- Fragaria chilensis***, i. 351.
- Fragaria collina***, i. 351.
- Fragaria dioica*** of Duchesne, i. 353.
- Fragaria elatior***, i. 351.
- Fragaria grandiflora***, i. 351.
- Fragaria vesca***, i. 351.
- Fragaria virginiana***, i. 351.
- Frazinus excelsoior***, i. 360, 362, ii. 19.
- Frazinus lentiscifolia***, ii. 19.
- FRIELAND** cattle, probably descended from *Bos primigenius*, i. 81.
- FRIELACK** (pigeon), i. 155; Indian, i. 153.
- Fringilla ciris***, ii. 154.
- Fringilla spinus***, ii. 154.
- FRAZZLED** fowls, i. 239; horses, i. 54.
- FROG**, polydactylism in the, ii. 14.
- FRUIT**, seedless, ii. 168.
- FRUIT-TREES**, varieties of, occurring wild, i. 310.
- FRY, Mr.**, on fertile hybrid cats, i. 44; on feral fowls in Ascension, i. 238.
- FUCHSIAS**, origin of, i. 364; bud-variation in, i. 382.
- Fuchsia coccinea*** and ***fulgens***, twin seed produced by crossing, i. 391.
- FUEGIANS**, their superstition about killing young water-fowl, i. 310; selection of dogs by the, ii. 207; their comparative estimation of dogs and old women, ii. 215; their power of distant vision, ii. 223.
- FUNGI**, parasitic, ii. 284-285.
- FURCULA**, characters and variations of the, in pigeons, i. 167; alteration of, by disuse, in pigeons, i. 175; characters of, in fowls, i. 268.
- FUSION** of homologous parts, ii. 393.
- GAIT**, inheritance of peculiarities of, ii. 6.
- GALAPAGOS** Archipelago, its peculiar fauna and flora, i. 9.
- Galeobdolon latum***, poliorism in, ii. 59, 345.

- GALLS, *ii.* 282-284.
- GALL-GNATS, *ii.* 283.
- GALL-LIKE EXCRESCENCES not inherited, *ii.* 23.
- GALLINACEOUS birds, restricted range of large, *i.* 237; general fertility of in captivity, *ii.* 155.
- Gallinula chloropus*, *ii.* 156.
- Gallinula aesiotei*, *i.* 287.
- GALTON, Mr., fondness of savages for taming animals, *i.* 20, *ii.* 160; cattle of Benguela, *i.* 88; on hereditary talent, *ii.* 7.
- GALLESIO, species of oranges, *i.* 334, 335, 336; hybridisation of oranges, *i.* 336; persistency of races in the peach, *i.* 339; supposed specific distinctions of peach and nectarine, *i.* 340; Bizzaria orange, *i.* 391; crossing of red and white carnations, *i.* 393; crossing of the orange and lemon, *i.* 393, *ii.* 365; effect of foreign pollen on maize, *i.* 409; spontaneous crossing of oranges, *ii.* 91; monstrosities a cause of sterility in plants, *ii.* 166; seedling of ordinarily seedless fruits, *ii.* 168; sterility of the sugar cane, *ii.* 169; tendency of male flowers to become double, *ii.* 171; effects of selection in enlarging fruit, &c., *ii.* 217; variation of the orange tree in North Italy, *ii.* 256; naturalisation of the orange in Italy, *ii.* 309.
- Gallus sinens*, a hybrid of *G. varius* and the domestic fowl, *i.* 235.
- Gallus bankiva*, probable original of domestic fowls, *i.* 233, 236-239, 245; game-fowl, nearest to, *i.* 226; crossed with *G. Sonneratii*, *i.* 234; its character and habits, *i.* 235-236, *ii.* 109; differences of various breeds of fowls from, *i.* 260; occipital foramen of, figured, *i.* 261; skull of, figured, *i.* 262; cervical vertebra of, figured, *i.* 267; femora of, figured, *i.* 268; reversion to, in crossed fowls, *ii.* 39-40; hybrid of, with *G. varius*, *i.* 235, *ii.* 40; number of eggs of, *ii.* 112.
- Gallus ferrugineus*, *i.* 226.
- Gallus fuscatus*, *i.* 234.
- Gallus giganteus*, *i.* 235.
- Gallus Sonneratii*, characters and habits of, *i.* 233; hybrids of, *i.* 234, *ii.* 45.
- Gallus Stanleyi*, hybrids of, *i.* 234.
- Gallus Temminckii*, probably a hybrid, *i.* 235.
- Gallus varius*, character and habits of, *i.* 234; hybrids and probable hybrids of, *i.* 234-235.
- GAMBER, Lord, his early cultivation of the pansy, *i.* 368.
- GAME-FOWL, *i.* 226, 230, 251, 252.
- GAPES, *ii.* 228.
- GARCILAZO de la Vega, annual hunts of the Peruvian Incas, *ii.* 207.
- GARNETT, Mr., migratory propensities of hybrid ducks, *ii.* 45.
- GARROD, Dr., on hereditary gout, *ii.* 7.
- GASPARI, a genus of pumpkins, founded on stigmatic characters, *i.* 359.
- GAUSCHAUD, bud-variation in the pear, *i.* 376; apple tree with two kinds of fruit on branch, *i.* 392.
- GAUDRY, anomalous structure in the feet of horses, *i.* 50.
- GAY, on *Fragaria grandiflora*, *i.* 351; on *Viola lutea* and *tricolor*, *i.* 368; on the nectary of *Viola grandiflora*, *i.* 369.
- GAYAL, domestication of the, *i.* 82.
- GAYOT, *see* Moll.
- GAETNER, on the sterility of hybrids, *i.* 192, *ii.* 101; acquired sterility of varieties of plants when crossed, *i.* 358; sterility in transplanted plants, and in the lilac in Germany, *ii.* 164; mutual sterility of blue and red flowers of the pimpernel, *ii.* 190; supposed rules of transmission in crossing plants, *ii.* 68; on crossing plants, *ii.* 98, 127, 130, 131; on repeated crossing, *ii.* 267; absorption of one species by another, when crossed, *ii.* 88; crossing of varieties of the pea, *i.* 397; crossing maize, *ii.* 165; crossing of species of *Verbascum*, *ii.* 93, 105; reversion in hybrids, *ii.* 36, 49, 50; of *Cereus*, *i.* 392; of *Tropaeolum majus* and *minus*, *i.* 392; variability of hybrids, *ii.* 265; variable hybrids from one variable parent, *ii.* 270; graft hybrid produced by inoculation in the vine, *i.* 395; effect produced by grafts on the stock, *i.* 394, *ii.* 278; tendency of hybrid plants to produce double flowers, *ii.* 171; production of perfect fruit by sterile hybrids, *ii.* 172; sexual elective affinity, *ii.* 180; self-impotence in *Labellia*, *Verbascum*, *Lilium*, and *Passiflora*, *ii.* 136-137; on the action of pollen, *ii.* 108; fertilisation of *Malva*, *i.* 402-403, *ii.* 363; prepotency of pollen, *ii.* 187; prepotency of transmission in species of *Nicotiana*, *ii.* 67; bud-variation in *Pelargonium zonale*, *i.* 375; in *Enanthera biennis*, *i.* 382; in *Achillea millefolium*, *i.* 408; effect of manure on the fertility of plants, *ii.* 163; on contabescence, *ii.* 165-166; inheritance of plasticity, *ii.* 241; villosity of plants, *ii.* 277.
- GEISE (*anseris*) general fertility of, in captivity, *ii.* 157.
- GOENENRACH, on the number of digits, *ii.* 13.
- GEMMATION and fission, *ii.* 358.

- GEMMULES**, or cell-gemmules, ii. 374, 378-381, 384.
- GENET**, fertility of the, in captivity, ii. 151.
- GENERATION**, alternate, ii. 361, 367, 390.
- GENERATION**, sexual, ii. 359-364.
- GENIUS**, inheritance of, ii. 7.
- Gentiana amarella*, ii. 168.
- GEOFFROY Saint-Hilaire**, production of monstrous chickens, ii. 289; "*Loi de l'affinité de soi pour soi*," ii. 339; compensation of growth, ii. 342.
- GEOFFROY Saint-Hilaire**, Isid., origin of the dog, i. 66; barking of a jackal, i. 27; period of gestation and odour of the jackal, i. 30; anomalies in the teeth of dogs, i. 34; variations in the proportions of dogs, i. 35; webbed feet of Newfoundland dogs, i. 39; crossing of domestic and wild cats, i. 44; domestication of the arnd, i. 82; supposed introduction of cattle into Europe from the East, *ibid.*; absence of interdigital pits in sheep, i. 95; origin of the goat, i. 101; feral geese, i. 130; ancient history of the fowl, i. 246; skull of the Polish fowl, i. 262; preference of the Romans for the liver of white geese, i. 289; polydactylism, ii. 12; assumption of male characters by female birds, ii. 51; supernumerary mammae in women, ii. 58; development of a proboscis in the pig, *ibid.*; transmission and blending of characters in hybrids, ii. 94; refusal of animals to breed in captivity, ii. 149; on the Guinea pig, ii. 152; silkworms producing white cocoons, ii. 199; on the carp, ii. 236; on *Helix lactea*, ii. 280; on monstrosities, ii. 254; injury to the embryo a cause of monstrosity, ii. 269; alteration in the coat of horses in coal mines, ii. 278; length of the intestines in wild and tame animals, ii. 302-303; inheritance of rudimentary limbs in the dog, ii. 315; correlation in monstrosities, ii. 320; supernumerary digits in man, ii. 322; co-existence of anomalies, ii. 331; fusion of homologous parts, ii. 341-342; presence of hairs and teeth in ovarian tumours, ii. 370; development of teeth on the palate in the horse, ii. 391.
- GEOGRAPHICAL** differences of faunas, i. 10.
- GEOLOGICAL** succession of organisms, i. 11.
- Geranium*, ii. 59.
- Geranium phœnum* and *pyrenaicum*, ii. 258.
- Geranium pratense*, i. 379.
- GERARD**, asserted climatal change in Burgundian bees, i. 297.
- GERARDE**, on varieties of the hyacinth, i. 370.
- GERSTÄCKER**, on hive-bees, i. 299.
- GERVAIS**, Prof., origin of the dog, i. 16; resemblance of dogs and jackals, i. 24; taming of the jackal, i. 26; number of teeth in dogs, i. 34; breeds of dogs, i. 36; on tertiary horses, i. 51; biblical notices of horses, i. 55; species of Ovis, i. 94; wild and domestic rabbits, i. 103; rabbits from Mount Sinai and Algeria, i. 105; earless rabbits, i. 108; batrachia with doubled limbs, ii. 391.
- GESTATION**, period of, in the dog, wolf, &c., i. 29-30; in the pig, i. 74; in cattle, i. 87, ii. 321; in sheep, i. 97.
- GESTURE**, inheritance of peculiarities in, ii. 6.
- "**GHOODOCKS**" a sub-breed of fowls, i. 229.
- GHOR-KHUR**, ii. 42.
- GILES**, Mr., effect of cross-breeding in the pig, i. 404.
- GIRAFFE**, co-ordination of structure of, ii. 221.
- GIRAUD**, period of appearance of permanent teeth in dogs, i. 35.
- GIROU** de Buzareingues, inheritance in the horse, ii. 10; reversion by age in cattle, ii. 38; prepotency of transmission of character in sheep and cattle, ii. 66; on crossing gourds, ii. 108.
- GISCURNE**, wild cattle at, i. 84.
- Gladiolus*, i. 364; self-impotence of hybrids of, ii. 139.
- Gladiolus colvillii*, bud-variation in, i. 382.
- GLANTS**, compensatory development of, ii. 300.
- GLASTONBURY THORN**, i. 364.
- GLENNY**, Mr., on the *Cineraria*, ii. 200.
- GLOEDE**, F., on strawberries, i. 353.
- GLOGER**, on the wings of ducks, ii. 298.
- "**GLOUGLOU**" (pigeon), i. 154.
- Glomina*, peloric, i. 365, ii. 167.
- GMELIN**, on red cats, at Tobolsk, i. 47.
- GOAT**, i. 101-102, ii. 33; polydactylism in the, ii. 14; sexual differences in horns of, ii. 73; valued by South Africans, ii. 207; Thibet, ii. 278; amount of milk and development of udders in the, ii. 300; hornless, rudimentary bony cores in, ii. 316; Angora, ii. 326.
- GODRON**, odour of the hairless Turkish dog, i. 30; differences in the skull of dogs, i. 34; increase of breeds of horses, i. 51; crossing of domestic and wild swine, i. 66; on goats, i. 101-102; colour of the skin in fowls, i. 258; bees of north and south of France, i. 297; introduction of the silkworm into Europe, i. 300; variability in the silkworm, i. 304; supposed species of wheat, i. 312-314; on *Elylops triticoides*, i. 313; variable presence of barbs in grasses, i.

- 314; colours of the seeds of maize, i. 321; unity of character in cabbages, i. 323; correlation of colour and odour, i. 325; effect of heat and moisture on the cabbage, i. 325; on the cultivated species of *Brassica*, i. 325; on the Round-cival and sugar peas, i. 327; variation in the numbers of peas in the same pod, i. 328; wild vines in Spain, i. 332; on raising peaches from seed, i. 333; supposed specific distinctness of peach and nectarine, i. 340; nectarine producing peaches, i. 341; on the flower of *Corydalis*, i. 344; origin and variations of the plum, i. 345; origin of the cherry, i. 347; reversion of single-leaved strawberries, i. 353; five-leaved variety of *Fragaria collina*, i. 353; supposed immutability of specific characters, i. 358-359; varieties of *Robinia*, i. 361; permanency of the simple-leaved ash, i. 362; non-inheritance of certain mutilations, ii. 23; wild turnips, carrots, and celery, ii. 33; pre-potency of a goat-like ram, ii. 66; benefit of change of soil to plants, ii. 146; fertility of peloric flowers of *Corydalis solida*, ii. 167; seedling of ordinarily seedless fruit, ii. 168; sexual sterility of plants propagated by buds, &c., ii. 169; increase of sugar in beet-root, ii. 201; effects of selection in enlarging particular parts of plants, ii. 217; growth of the cabbage in the tropics, ii. 277; rejection of bitter almonds by mice, ii. 232; influence of marshy pasture on the fleece of sheep, ii. 278; on the ears of ancient Egyptian pigs, ii. 301; primitive distinctness of species, ii. 415; solid hooved swine, ii. 429.
- GOETHE, on compensation of growth, ii. 342.
- GOLDFISH, i. 296-297, ii. 236.
- GOMARA, on South American cats, i. 46.
- GONGORA, number of seeds in the, ii. 379.
- GOOSE, ancient domestication of, i. 287; sacred to Juno in Rome, *ibid.*; inflexibility of organisation of, i. 288; skull perforated in tufted, i. 288; characters of breeds and sub-breeds of, i. 288-289; variety of, from Sebastopol, i. 289, ii. 392; feral in La Plata, i. 190; Egyptian, hybrid of, with penguin duck, ii. 68; spontaneous segregation of varieties of, ii. 104; fertility of, increased by domestication, ii. 112; decreased fertility of, in Bogota, ii. 161; sterility of, in the Philippine Islands, ii. 162; selection of, ii. 204; white, preference of the Romans for the liver of, ii. 209; persistency of character in, ii. 254; Egyptian, change in brooding season of, ii. 304.
- GOOSEBERRY, i. 354-356; bud-variation in the, i. 376; Whitesmith's, ii. 232.
- GÖPPERT, on monstrous poppies, ii. 166.
- GOSSE, P. H., feral dogs in Jamaica, i. 28; feral pigs of Jamaica, i. 77-78; feral rabbits of Jamaica, i. 112; on *Columba leucocephala*, i. 183; feral Guinea fowl in Jamaica, i. 190; reproduction of individual peculiarities by gemmation in a coral, i. 374; frequency of striped legs in mules, ii. 42.
- GOULD, Dr., on hereditary hemorrhage, ii. 7.
- GOULD, John, origin of the turkey, i. 292. *Goura coronata* and *Victoria*, hybrids of, i. 194, ii. 155.
- GOUDIN, i. 357; crossing of varieties of, ii. 108; ancient Peruvian variety of, ii. 429.
- GOUT, inheritance of, ii. 7; period of appearance of, ii. 77.
- GRABA, on the pigeon of the Faroe islands, i. 183.
- GRAFTING, ii. 147; effects of, ii. 259, 278; upon the stock, i. 394-395; upon the variability of trees, ii. 259; changes analogous to bud-variation produced by, i. 387, 389.
- GRAFT-HYBRIDS, i. 390-391, 394-397, ii. 364-365.
- GRAPES, bud-variation in, i. 375; cross of white and purple, i. 393; green, liable to disease, ii. 336; effect of foreign pollen on, i. 400.
- GRASSES, seeds of, used as food by savages, i. 307-309.
- GRAY, Asa, superior wild varieties of fruit-trees, i. 310; cultivated native plants of North America, i. 312, 357; non-variation of weeds, i. 317; supposed spontaneous crossing of pumpkins, i. 399; pre-ordination of variation, ii. 432; progeny of husked form of maize, i. 320; wild intermediate forms of strawberries, i. 352.
- GRAY, G. R., on *Columba gymnocephalus*, i. 184.
- GRAY, J. E., on *Sus pliocerops*, i. 70; on a variety of the gold-fish, i. 297; hybrids of the ass and zebra, ii. 42-43; on the breeding of animals at Knowsley, ii. 149; on the breeding of birds in captivity, ii. 157.
- GREENE, J. Reay, on the development of the echinoderms, ii. 367.
- GREENHOW, Mr., on a Canadian web-footed dog, i. 39.
- GREENING, Mr., experiments on *Abrazas grossulariata*, ii. 280.
- GREGSON, Mr., experiments on *Abrazas grossulariata*, ii. 280.
- GREY, Sir George, preservation of seed-

Chinese
1-p. 257

de. Spain!

- bearing plants by the Australian savages, i. 310; defecation of incest by Australian savages, ii. 123.
- GREYHOUNDS, sculptured on Egyptian monuments, and in the Villa of Antoninus, i. 17; modern breed of, i. 41; crossed with the bulldog, by Lord Orford, ii. 95; co-ordination of structure of, due to selection, ii. 221-222; Italian, ii. 227.
- GREYNES, inherited at corresponding periods of life, ii. 77.
- GRIEVE, Mr., on early-flowering dahlias, i. 370.
- GRIGOR, Mr., acclimatisation of the Scotch fir, ii. 310.
- GROOM-NAPTEE, C. O., on the webbed feet of the otter-bound, i. 40.
- "GROSSES-GORGES" (pigeons), i. 137.
- GROUND-TUMBLER, Indian, i. 150.
- GROUSE, fertility of, in captivity, ii. 156.
- GRÖNLAND, hybrids of *Ægilops* and wheat, ii. 110.
- Grus montigena*, *cinerea*, and *Antigone*, ii. 156.
- GUANACOS, selection of, ii. 207.
- GUANS, general fertility of, in captivity, ii. 156.
- GUELDER-ROSE, ii. 185.
- GUELDERLAND fowls, i. 230.
- GUIANA, selection of dogs by the Indians of, ii. 206.
- GUINEA fowl, i. 294; feral in Ascension, and Jamaica, i. 190, ii. 33; indifference of to change of climate, ii. 161.
- GUINEA pig, ii. 24, 152.
- GÜLDENSTADT, on the jackal, i. 25.
- GULL herring, breeding in confinement, ii. 157.
- GULLS, general sterility of, in captivity, ii. 157.
- Gulo*, sterility of, in captivity, ii. 152.
- GÜNTHER, A., on tufted ducks and geese, i. 274; on the regeneration of lost parts in batrachia, ii. 15.
- GURNEY, Mr., owls breeding in captivity, ii. 154; appearance of "black-shouldered" among ordinary peacocks, i. 291.
- HABIT, influence of, in acclimatisation, ii. 312-315.
- HABYTS, inheritance of, ii. 395.
- HÄCKEL, on cells, ii. 370; on the double reproduction of medusa, ii. 384; on inheritance, ii. 397.
- HACKLES, peculiarities of, in fowls, i. 254.
- HAIR, on the face, inheritance of, in man, ii. 4; peculiar lock of, inherited, ii. 5; growth of, under stimulation of skin, ii. 326; homologous variation of, ii. 325; development of, within the ears and in the brain, ii. 391.
- HAIR and teeth, correlation of, ii. 326-328.
- HABY family, corresponding period of inheritance in, ii. 77.
- HALF-CASTES, character of, ii. 46.
- HALY-LOP rabbits, figured and described, i. 107-108; skull of, i. 119.
- Haliastur leucocephalus*, copulating in captivity, ii. 154.
- HALLAM, Col., on a two-legged race of pigs, ii. 4.
- HAMBURGH fowl, i. 227, 261; figured, i. 228.
- HAMILTON, wild cattle of, i. 84.
- HAMILTON, Dr., on the assumption of male plumage by the hen pheasant, ii. 51.
- HAMILTON, F. Buchanan, on the shud-dock, i. 335; varieties of Indian cultivated plants, ii. 256.
- HANCOCK, Mr., sterility of tamed birds, ii. 155-157.
- HANDWRITING, inheritance of peculiarities in, ii. 6.
- HANMER, Sir J., on selection of flower seeds, ii. 204.
- HANSELL, Mr., inheritance of dark yolks in duck's eggs, i. 281.
- HARCOUET, E. V., on the Amb board-hound, i. 17; aversion of the Arabs to dun-coloured horses, i. 55.
- HARDY, Mr., effect of excess of nourishment on plants, ii. 257.
- HARE, hybrids of, with rabbit, i. 105; sterility of the, in confinement, ii. 152; preference of, for particular plants, ii. 232.
- HARE-LIP, inheritance of, ii. 24.
- HARLAN, Dr., on hereditary diseases, ii. 7.
- HARRIS, Mr., on the number of eggs in a codfish, ii. 379.
- HARVEY, Mr., monstrous red and white African bull, i. 91.
- HARVEY, Prof., singular form of *Begonia frigida*, i. 365-366; effects of cross-breeding on the female, i. 404; monstrous saxifrage, ii. 166.
- HASORA wheat, i. 313.
- HAUTOIS strawberry, i. 353.
- HAWKER, Col., on call or decoy ducks, i. 281.
- HAWTHORN, varieties of, i. 360-364; pyramidal, i. 361; pendulous hybridised, ii. 18; changes of, by age, i. 364, 387; bud-variation in the, i. 377; flower buds of, attacked by bullfinches, ii. 232.
- HAYES, Dr., character of Esquimaux dogs, i. 21-22.
- HAYWOOD, W., on the feral rabbits of Porto Santo, i. 114.
- HAZEL, purple-leaved, i. 362, 395, ii. 330.
- HEAD of wild boar and Yorkshire pig, figured, i. 72.

- HEAD and limbs, correlated variability of, ii. 323.
- HEADACHE, inheritance of, ii. 79.
- HEARTSEASE, i. 368-369; change produced in the, by transplantation, i. 386; reversion in, ii. 31, 47; effects of selection on, ii. 200; scorching of, ii. 229; effects of seasonal conditions on the, ii. 274; annual varieties of the, ii. 305.
- HEAT, effect of, upon the fleece of sheep, i. 98.
- HEBER, Bishop, on the breeding of the rhinoceros in captivity, ii. 150.
- HEBRIDES, cattle of the, i. 80; pigeons of the, i. 183.
- HEER, O., on the plants of the Swiss lake-dwellings, i. 309, ii. 215, 427; on the cereals, i. 317-319; on the peas, i. 326; on the vine growing in Italy in the bronze age, i. 332.
- Helix lactea*, ii. 280.
- Hemerocallis fulca* and *flava*, interchanging by bud-variation, i. 386.
- HEMLOCK yields no conicine in Scotland, ii. 274.
- HEMP, differences of, in various parts of India, ii. 165; climatal difference in products of, ii. 274.
- HEMISPHERE, effect of, upon the colour of birds, ii. 280.
- HEMISPHERIC FLOWERS, occurrence of, in Maize, i. 321.
- HEN, assumption of male characters by the, ii. 51, 54; development of spurs in the, ii. 318.
- "HENNIES," or hen-like male fowls, i. 252.
- HENRY, T. A., a variety of the ash produced by grafting, i. 394; crossing of species of *Rhododendron* and *Arabis*, i. 400.
- HENSLOW, Prof., individual variation in wheat, i. 314; bud-variation in the Austrian bramble rose, i. 381; partial reproduction of the weeping ash by seed, ii. 19.
- HEPATIC, changed by transplantation, i. 386.
- HEIBERT, Dr., variations of *Viola grandiflora*, i. 368; bud-variation in camelias, i. 377; seedlings from reverted *Cytisus Adami*, i. 388; crosses of Swedish and other turnips, ii. 93; on hollyhocks, ii. 107; breeding of hybrids, ii. 131; self-impotence in hybrid *Hippastrum*, ii. 138-139; hybrid *Gladiolus*, ii. 139; on *Zephyranthes candida*, ii. 164; fertility of the crocus, ii. 165; on contabescence, ii. 165; hybrid *Rhododendron*, ii. 265.
- HERCULANEUM, figure of a pig found in, i. 67.
- HERON, Sir R., appearance of "black-shouldered" among ordinary peacocks, i. 290-291; non-inheritance of monstrous characters by goldfish, i. 296; crossing of white and coloured Angora rabbits, ii. 92; crosses of solid-hoofed pigs, ii. 93. *Herpestes fasciatus* and *griseus*, ii. 151.
- HEUSNGEN, on the sheep of the Tarentino, ii. 227; on correlated constitutional peculiarities, ii. 337.
- HEWITT, Mr., reversion in bantam cocks, i. 240; degeneration of silk fowls, i. 243; partial sterility of hen-like male fowls, i. 252; production of tailed chickens by rumpless fowls, i. 259; on taming and rearing wild ducks, i. 278-279, ii. 233, 262-263; conditions of inheritance in laced Sebright bantams, ii. 22; reversion in rumpless fowls, ii. 31; reversion in fowls by age, ii. 39; hybrids of pheasant and fowl, ii. 45, 68; assumption of male characters by female pheasants, ii. 51; development of latent characters in a barren bantam hen, ii. 54; mongrels from the silk-fowl, ii. 67; effects of close interbreeding on fowls, ii. 124-125; on feathered-legged bantams, ii. 323.
- HIBBERT, Mr., on the pigs of the Shetland Islands, i. 70.
- HIGHLAND CATTLE, descended from *Bos longifrons*, i. 81.
- HILDEBRAND, Dr., on the fertilisation of *Oreohiza*, i. 402-403; occasional necessary crossing of plants, ii. 90; on *Primula sinensis* and *Oxalis rosea*, ii. 132; on *Corydalis cava*, ii. 132-133.
- HILL, R., on the Ales, i. 31; feral rabbits in Jamaica, i. 112; feral peacocks in Jamaica, i. 190; variation of the Guinea fowl in Jamaica, i. 294; sterility of tamed birds in Jamaica, ii. 155, 157.
- HIMALAYA, range of gallinaceous birds in the, i. 237.
- HIMALAYAN RABBIT, i. 107, 108-111; skull of, i. 120.
- HIMALAYAN SHEEP, i. 95.
- HINDMARSH, Mr., on Chillingham cattle, i. 84.
- "HINKEL-TAUBE," i. 142-143.
- HINNY and MULE, difference of, ii. 67-68.
- Hipparion*, anomalous resemblance to in horses, i. 50.
- Hippeastrum*, hybrids of, ii. 138-139.
- HIVE-BEES, ancient domestication of, i. 297; breeds of, i. 298; smaller when produced in old combs, i. 297; variability in, i. 298; crossing of Ligurian and common, i. 299.
- "HOCKER-TAUBE," i. 141.
- HOBBS, Fisher, on interbreeding pigs, ii. 121.
- HODGKIN, Dr., on the attraction of foxes

- by a female Dingo, i. 31; origin of the Newfoundland dog, i. 42; transmission of a peculiar lock of hair, ii. 5.
- RODGSON, Mr.**, domestication of *Canis primaeva*, i. 26; development of a fifth digit in Tibet mastiffs, i. 35; number of ribs in humped cattle, i. 79; on the sheep of the Himalaya, i. 95; presence of four mammae in sheep, *ibid.*; arched nose in sheep, i. 96; measurements of the intestines of goats, i. 102; presence of interdigital pits in goats, *ibid.*; disease a cause of drooping ears, ii. 301.
- ROFACKER**, persistency of colour in horses, i. 51, ii. 21; production of dun horses from parents of different colours, i. 59; inheritance of peculiarities in hand-writing, ii. 6; heredity in a one-horned stag, ii. 12; on consanguineous marriages, ii. 123.
- ROG, Red River**, ii. 150.
- ROGG, Mr.**, retardation of breeding in cows by hard living, ii. 112.
- HOLLAND, Sir H.**, necessity of inheritance, ii. 2; on hereditary diseases, ii. 7; hereditary peculiarity in the cygid, ii. 8; morbid uniformity in the same family, ii. 17; transmission of hydrocele through the female, ii. 52; inheritance of habits and tricks, ii. 395.
- HOLLY**, varieties of the, i. 360, 362; bud-reversion in, i. 384; yellow-berried, ii. 19, 230.
- HOLLYBROCK**, bud-variation in, i. 378; non-crossing of double varieties of, ii. 107; tender variety of the, ii. 316.
- HOMER**, notice of Geese, i. 287; breeding of the horses of *Aeneas*, ii. 202.
- HOMOLOGOUS parts**, correlated variability of, ii. 322-331, 354-355; fusion of, ii. 393; affinity of, ii. 339-342.
- HOOPS**, correlated with hair in variation, ii. 325.
- HOOK-BILLED duck**, skull figured, i. 282.
- HOOKER, Dr. J. D.**, forked shoulder-stripe in Syrian asses, i. 63; voice of the cock in Sikkim, i. 259; use of Arum-roots as food, i. 307; native useful plants of Australia, i. 311; wild walnut of the Himalayas, i. 356; variety of the plane tree, i. 362; production of *Thuya orientalis* from seeds of *T. pendula*, i. 362; singular form of *Begonia frigida*, i. 365; reversion in plants run wild, ii. 33; on the sugar-cane, ii. 169; on Arctic plants, ii. 256; on the oak grown at the Cape of Good Hope, ii. 274; on *Rhododendron ciliatum*, ii. 277; stock and mignonette, perennial in Tasmania, ii. 305.
- HOPEKIRK, Mr.**, bud-variation in the rose, i. 381; in *Mirabilis jalapa*, i. 382; in *Convolvulus tricolor*, i. 408.
- HORNBEAM**, heterophyllous, i. 362.
- HORNED fowl**, i. 229; skull figured, i. 265.
- HORNLESS cattle** in Paraguay, i. 89.
- HORNS of sheep**, i. 95; correlation of, with fleece in sheep, ii. 326; correlation of, with the skull, ii. 333; rudimentary in young polled cattle, ii. 315; of goats, i. 102.
- HOUSES**, in Swiss lake-dwellings, i. 49; different breeds of, in Malay Archipelago, i. 49; anomalies in osteology and dentition of, i. 50; mutual fertility of different breeds, i. 51; feral, i. 51; habit of scraping away snow, i. 53; mode of production of breeds of, i. 54; inheritance and diversity of colour in, i. 55; dark stripes in, i. 56-61, ii. 351; dun-coloured, origin of, i. 59; colours of feral, i. 60-61; effect of foundation by a Quagga on the subsequent progeny of, i. 403-404; inheritance of peculiarities in, ii. 10-11; polydactylism in, ii. 14; inheritance of colour in, ii. 21; inheritance of exostoses in legs of, ii. 23; reversion in, ii. 33, 41; hybrids of, with ass and zebra, ii. 42; prepotency of transmission in the sexes of, ii. 65; segregation of, in Paraguay, ii. 102; wild species of, breeding in captivity, ii. 150; curly, in Paraguay, ii. 205, 525; selection of, for triling characters, ii. 209; unconscious selection of, ii. 212-213; natural selection in Circassia, ii. 225; alteration of coat of, in coal-mines, ii. 278; degeneration of, in the Falkland Islands, ii. 278; diseases of, caused by shoeing, ii. 300; feeding on meat, ii. 305; white and white-spotted, poisoned by mildewed vetches, ii. 337; analogous variations in the colour of, ii. 349; teeth developed on palate of, ii. 391; of bronze period in Denmark, ii. 427.
- HORSE-CHESTNUT**, early, at the Tuileries, i. 362; tendency to doubleness in, ii. 168.
- HORSE-RADISH**, general sterility of the, ii. 170.
- "HOUDAN,"** a French sub-breed of fowls, i. 229.
- HOWARD, C.**, on an Egyptian monument, i. 17; on crossing sheep, ii. 95, 120.
- HUC**, on the Emperor Khang-hi, ii. 205; Chinese varieties of the bamboo, ii. 256.
- HUMBOLDT, A.**, character of the Zambos, ii. 47; parrot speaking the language of an extinct tribe, ii. 154; on *Pulex penetrans*, ii. 275.
- HUMIDITY**, injurious effect of, upon horses, i. 53.
- HUMPHREYS, Col.**, on Ancon sheep, i. 100.
- HUNGARIAN cattle**, i. 80.

- HUNTER, John, period of gestation in the dog, i. 29; on secondary sexual characters, i. 179; fertile crossing of *Anser ferus* and the domestic goose, i. 288; inheritance of peculiarities in gestures, voice, &c., ii. 6; assumption of male characters by the human female, ii. 51; period of appearance of hereditary diseases, ii. 78; graft of the spur of a cock upon its comb, ii. 296; on the stomach of *Larus tridentatus*, ii. 302; double-tailed lizards, ii. 341.
- HUNTER, W., evidence against the influence of imagination upon the offspring, ii. 264.
- HUTTON, Capt., on the variability of the silk moth, i. 303; on the number of species of silkworms, i. 309; markings of silkworms, i. 302; domestication of the rock-pigeon in India, i. 185; domestication and crossing of *Gallus bankiva*, i. 236.
- HUTCHINSON, Col., liability of dogs to distemper, i. 35.
- HUXLEY, Prof., on the transmission of polydactylism, ii. 13; on unconscious selection, ii. 194; on correlation in the mollusca, ii. 320; on gemmation and fission, ii. 359; development of starfishes, ii. 266.
- HYACINTHS, i. 370-371; bud-variation in, i. 383; graft-hybrid by union of half bulbs of, i. 395; white, reproduced by seed, ii. 20; red, ii. 229, 336; varieties of, recognizable by the bulb, ii. 251.
- HYACINTH, feather, ii. 185, 316.
- Hyacinthus orientalis*, i. 370.
- Hybiscus sriacus*, ii. 258.
- HYBRIDS, of hare and rabbit, i. 105; of various species of *Gallus*, i. 234-236; of almond, peach, and nectarine, i. 339; naturally produced, of species of *Cytisus*, i. 390; from twin-seed of *Fuchsia coccinea* and *fulgens*, i. 391; reversion of, i. 392-394, ii. 36, 48-50; from mare, ass, and zebra, ii. 42; of some animals, wildness of, ii. 44-46; female instincts of sterile male, ii. 52; transmission and blending of characters in, ii. 92-95; breed better with parent species than with each other, ii. 331; self-impotence in, ii. 138-140; readily produced in captivity, ii. 151.
- HYBRIDIZATION, singular effects of, in oranges, i. 336; of cherries, i. 347; difficulty of, in *Cucurbita*, i. 358; of roses, i. 366.
- HYMNEMUS, ii. 178-191; the cause of a tendency to double flowers, ii. 171; in relation to pangensis, ii. 385.
- HYBRIDITY in cats, i. 44-45; supposed of peach and nectarine, i. 342.
- Hydra*, i. 374, ii. 293, 359.
- HYDRANGEA, colour of flowers of, influenced by alum, ii. 277.
- HYDROCELE, ii. 52.
- HYDROCEPHALUS, ii. 295.
- Hypericum calycinum*, ii. 170.
- Hypericum crispum*, ii. 227, 337.
- HYPERMETAMORPHOSIS, ii. 367.
- HYPERMETROPIA, hereditary, ii. 8.
- ICHTHYOPTERYGIA, number of digits in the, ii. 16.
- Ilex aquifolium*, ii. 19.
- IMAGINATION, supposed effect of, on offspring, ii. 263.
- Imatophyllum minutum*, bud-variation in, i. 385.
- INCEST, abhorred by savages, ii. 123-124.
- INCUBATION, by crossed fowls of non-sitting varieties, ii. 43-44.
- INDIA, striped horses of, i. 58; pigs of, i. 66, 67, 76; breeding of rabbits in, i. 112; cultivation of pigeons in, i. 205-206.
- INDIVIDUAL variability in pigeons, i. 158-160.
- INGLEDEW, Mr., cultivation of European vegetables in India, ii. 169.
- "INDISCHE Taube," ii. 144.
- INHERITANCE, ii. 1-84, 371-373, 395, 397-402; doubts entertained of by some writers, ii. 3; importance of to breeders, 3-4; evidence of, derived from statistics of chances, 5; of peculiarities in man, 5-7, 12-16; of disease, 7-8, 17; of peculiarities in the eye, 8-10; of deviations from symmetry, 12; of polydactylism, 12-16; capriciousness of, 17-22, 27; of mutilations, 22-24; of congenital monstrosities, 24; causes of absence of, 24-26; by reversion or atavism, 28-61; its connexion with fixedness of character, 62-64; affected by prepotency of transmission of character, 65-71; limited by sex, 71-75; at corresponding periods of life, 75-80; summary of the subject of, 80-84; laws of, the same in seminal and bud varieties, i. 409; of characters in the horse, ii. 10-11; in cattle, i. 87; in rabbits, i. 107; in the peach, i. 339; in the nectarine, i. 340; in plums, i. 347; in apples, i. 350; in pears, i. 351; in the pansy, i. 369; of primary characters of *Columba livia* in crossed pigeons, i. 201; of peculiarities of plumage in pigeons, i. 160-161; of peculiarities of foliage in trees, i. 362; effects of, in varieties of the cabbage, i. 325.
- INSANITY, inheritance of, ii. 7, 78.
- INSECTS, regeneration of lost parts in, ii. 15, 294; agency of, in fecundation of larkspurs, ii. 21; effect of changed conditions upon, ii. 137; sterile neuter, ii.

- 186-187; monstrosities in, ii. 269, 291.
- INSTINCTS, defective, of silkworms, i. 304.
- INTERBREEDING, close, ill effects of, ii. 114-131, 175.
- INTERCROSSING, of species, as a cause of variation, i. 188; natural, of plants, i. 336; of species of Canidae and breeds of dogs, i. 31-33; of domestic and wild cats, i. 44-45; of breeds of pigs, i. 71, 78; of cattle, i. 83; of varieties of cabbage, i. 324; of peas, i. 326, 329-330; of varieties of orange, i. 336; of species of strawberries, i. 351-352; of *Cucurbita*, i. 357-358; of flowering plants, i. 364; of pansies, i. 368.
- INTERDIGITAL pits, in goats, i. 102.
- INTERMARRIAGES, close, ii. 122-123.
- INTESTINES, elongation of, in pigs, i. 73; relative measurements of parts of, in goats, i. 102; effects of changed diet on, ii. 302.
- Ipomoea purpurea*, ii. 128.
- IRELAND, remains of *Bos frontosus* and *longifrons* found in, i. 81.
- IRIS, hereditary absence of the, ii. 9; hereditary peculiarities of colour of the, ii. 9-10.
- IRISH, ancient, selection practised by the, ii. 203.
- IRON period, in Europe, dog of, i. 18.
- ISLANDS, oceanic, scarcity of useful plants on, i. 311.
- ISLAY, pigeons of, i. 183.
- ISOLATION, effect of, in favour of selection, ii. 233-234.
- ITALY, vine growing in, during the bronze period, i. 332.
- IVY, sterility of, in the north of Europe, ii. 170.
- JACK, Mr., effect of foreign pollen on grapes, i. 400.
- JACKAL, i. 24, 27, 30; hybrids of, with the dog, i. 32; prepotency of, over the dog, ii. 67.
- JACOEN pigeon, i. 154, 208.
- JACQUEMET-BONNEPORT, on the mulberry, i. 334.
- JAGUAR, with crooked legs, i. 17.
- JAMAICA, feral dogs of, i. 28; feral pigs of, i. 77; feral rabbits of, i. 112.
- JAPAN, horses of, i. 53.
- JAPANESE pig (figured), i. 69.
- JARDINE, Sir W., crossing of domestic and wild cats, i. 44.
- JARVIS, J., silkworm in the Sandwich islands, i. 301.
- JAVA, Fantail pigeon in, i. 148.
- JAVANESE ponies, i. 53, 59.
- JEMMY BUTTON, i. 309.
- JENYNS, L., whiteness of ganders, i. 288; sunfish-like variety of the goldfish, i. 297.
- JERDON, J. C., number of eggs laid by the pea-hen, ii. 112; origin of domestic fowl, i. 237.
- JERSEY, arborescent cabbages of, i. 323.
- JESSAMINE, i. 394.
- JETTELES, Hungarian sheep-dogs, i. 24; crossing of domestic and wild cats, i. 44.
- JOHN, King, importation of stallions from Flanders by, ii. 203.
- JOHNSON, D., occurrence of stripes on young wild pigs in India, i. 76.
- JORDAN, A., on Vibert's experiments on the vine, i. 332; origin of varieties of the apple, i. 350; varieties of pears found wild in woods, ii. 260.
- JOURDAN, parthenogenesis in the silk moth, ii. 364.
- JUAN DE NOVA, wild dogs on, i. 27.
- JUAN FERNANDEZ, dumb dogs on, i. 27.
- Juglans regia*, i. 356-357.
- JUKES, Prof., origin of the Newfoundland dog, i. 42.
- JULIEN, Stanislas, early domestication of pigs in China, i. 68; antiquity of the domestication of the silk-worm in China, i. 300.
- JUMPERS, a breed of fowls, i. 230.
- JUNIFER, variations of the, i. 361, 364.
- Juniperus saccata*, i. 361.
- Jussiaea grandiflora*, ii. 170.
- JUSSIEU, A. de, structure of the pappus in *Carthamus*, ii. 316.
- KAIL, Scotch, reversion in, ii. 32.
- "KALA-PAR" pigeon, i. 142.
- KALES, i. 323.
- KALM, P., on maize, i. 322, ii. 307; introduction of wheat into Canada, i. 315; sterility of trees growing in marshes and dense woods, ii. 170.
- "KALMI Lotan," tumbler pigeon, i. 151.
- KANE, Dr., of Esquimaux dogs, i. 21.
- KARAKOOL sheep, i. 98.
- KARAKEEK, on inheritance in the horse, ii. 10.
- "KARMELETEN Taube," i. 156.
- KARSTEN on *Pulex penetrans*, ii. 275.
- KATTYWAR horses, i. 58.
- KEELEY, R., polorism in *Galeobdolon luteum*, ii. 59.
- KERNER on the culture of Alpine plants, ii. 163.
- KESTREL, breeding in captivity, ii. 154.
- "KHANDÉSI," i. 141.
- KIANG-HI, selection of a variety of rice by, ii. 205.
- KIANG, ii. 43.
- KIDD, on the emary bird, i. 77, ii. 275.
- KIDNEY BEAN, i. 371; varieties of, ii. 256, 275.

- KIDNEYS**, compensatory development of the, ii. 300; fusion of the, ii. 341; shape of, in birds, influenced by the form of the pelvis, ii. 344.
- KING**, Col., domestication of rock doves from the Orkneys, i. 184, 185.
- KING**, P. S., on the Dingo, i. 21, 28.
- KIRBY** and **Spence**, on the growth of galls, ii. 283.
- KIRGHISIAN** sheep, i. 98.
- KITE**, breeding in captivity, ii. 154.
- KLEINE**, variability of bees, i. 298.
- KNIGHT**, Andrew, on crossing horses of different breeds, i. 51; crossing varieties of peas, i. 326, ii. 129; persistency of varieties of peas, i. 329; origin of the peach, i. 338; hybridisation of the morello by the Elton cherry, i. 347; on seedling cherries, *ibid.*; variety of the apple not attacked by cocoon, i. 349; intercrossing of strawberries, i. 351, 352; broad variety of the cock's comb, i. 365; bud variation in the cherry and plum, i. 375; crossing of white and purple grapes, i. 393; experiments in crossing apples, i. 402, ii. 129; hereditary dense in plants, ii. 11; on interbreeding, ii. 116; crossed varieties of wheat, ii. 130; necessity of intercrossing in plants, ii. 175; on variation, ii. 256, 257; effects of grafting, i. 387, ii. 278; bud-variation in a plum, ii. 289; compulsory flowering of early potatoes, ii. 343; correlated variation of head and limbs, ii. 323.
- KNOX**, Mr., breeding of the eagle owl in captivity, ii. 154.
- KOCH**, degeneracy in the turnip, i. 325.
- KOHLRABI**, i. 323.
- KÖLREUTER**, reversion in hybrids, i. 392, ii. 36; acquired sterility of crossed varieties of plants, i. 358, ii. 101; absorption of *Mirabilis vulgaris* by *M. longiflora*, ii. 88; crosses of species of *Verbascum*, ii. 93, 107; on the hollyhock, ii. 107; crossing varieties of tobacco, ii. 108; benefits of crossing plants, ii. 130, 131, 175-176; self-impotence in *Verbascum*, ii. 136, 141; effects of conditions of growth upon fertility in *Mirabilis*, ii. 164; great development of tubers in hybrid plants, ii. 172; inheritance of plasticity, ii. 241; variability of hybrids of *Mirabilis*, ii. 265; repented crossing a cause of variation, ii. 267-268; number of pollen-grains necessary for fertilization, ii. 363.
- "KRAUSCHWEIN," i. 67.
- KROEN**, on the double reproduction of Medusa, ii. 384.
- "KROFF-TAUBEN," i. 137.
- LABAT**, on the tusks of feral bears in the West Indies, i. 77; on French wheat grown in the West Indies, ii. 307; on the culture of the vine in the West Indies, ii. 308.
- LABURNUM**, Adam's, see *Cytisus Adami*; oak-leaved, reversion of, i. 382; pelorism in the, ii. 346; Waterer's, i. 390.
- LACHMANN**, on gemination and fission, ii. 358.
- Lachnanthes tinctoria*, ii. 227, 336.
- LACTATION**, imperfect, hereditary, ii. 8; deficient, of wild animals in captivity, ii. 158.
- LADBONE** islands, cattle of, i. 86.
- LAING**, Mr., resemblance of Norwegian and Devonshire cattle, i. 82.
- LAKE-DWELLINGS**, sheep of, i. 94, ii. 427; cattle of, ii. 427; absence of the fowl in, i. 246; cultivated plants of, i. 309, ii. 427, 429; cereals of, i. 317-319; peas found in, i. 326; beans found in, i. 330.
- LAMARE-PICQUOT**, observations on half-bred North American wolves, i. 22.
- LAMBERT**, A. B., on *Thuja pendula* or *filiformis*, i. 362.
- LAMBERT** family, ii. 4, 76.
- LAMBERTYE** on strawberries, i. 351, 352; five-leaved variety of *Fragaria collina*, i. 353.
- LANDT**, L., on sheep in the Faroe islands, ii. 103.
- LA PLATA**, wild dogs of, i. 27; feral cat from, i. 47.
- LARCH**, ii. 310.
- LAEPFERS**, insect agency necessary for the full foundation of, ii. 21.
- Larus argentatus*, ii. 157.
- Larus tridactylus*, ii. 302.
- LASTERIE**, BEUDO sheep in different countries, i. 99.
- LATENT** characters, ii. 51-56.
- LATHAM**, on the fowl not breeding in the extreme north, ii. 161.
- Lathyrus*, ii. 38.
- Lathyrus aphaca*, ii. 343.
- Lathyrus odoratus*, ii. 20, 91, 93, 311, 393.
- LA TOUCHE**, J. D., on a Canadian apple with dimidiate fruit, i. 392-393.
- "LATZ-TAUBE," i. 154.
- LAUGHER** pigeon, i. 155, 207.
- Laurus sassafras*, ii. 274.
- LAWRENCE**, J., production of a new breed of fox-hounds, i. 40; occurrence of canines in mares, i. 50; on three-part-bred horses, i. 54; on inheritance in the horse, ii. 10-11.
- LAWSON**, Mr., varieties of the potato, i. 330.
- LAXTON**, Mr., bud-variation in the gooseberry, i. 376; crossing of varieties

- of the pea. l. 397-398; double-flowered peas, ii. 168.
- LAYARD, E. L., resemblance of a Caffro dog to the Esquimaux breed, i. 25, ii. 286; crossing of the domestic cat with *Felis Caffra*, i. 44; feral pigeons in Ascension, i. 190; domestic pigeons of Ceylon, i. 206; on *Gallus Standleyi*, i. 234; on black-skinned Ceylonese fowls, i. 256.
- LE COMPTE family, blindness inherited in, ii. 78.
- LECOQ, bud-variation in *Mirabilis jalapa*, i. 382; hybrids of *Mirabilis*, i. 393, ii. 169, 265; crossing in plants, ii. 127; fecundation of *Passiflora*, ii. 137; hybrid *Gladiolus*, ii. 139; sterility of *Ranunculus floricola*, ii. 170; villosity in plants, ii. 277; double asters, ii. 315.
- LE COUËUR, J., varieties of wheat, i. 313-315; acclimatisation of exotic wheat in Europe, i. 315; adaptation of wheat to soil and climate, ii. 316; selection of seed-corn, i. 318; on change of soil, ii. 147; selection of wheat, ii. 200; natural selection in wheat, ii. 233; cattle of Jersey, ii. 234.
- LEDGER, Mr., on the Llama and Alpaca, ii. 208.
- LEE, Mr., his early culture of the pansy, i. 368.
- Leeria oryzoides*, ii. 91.
- LEFOUR, period of gestation in cattle, i. 87.
- LEGS, of fowls, effects of disease on, i. 270-272; characters and variations of, in ducks, i. 284-288; fusion of, ii. 341.
- LEGUAT, cattle of the Cape of Good Hope, i. 88.
- LEHMANN, occurrence of wild double-flowered plants near a hot spring, ii. 168.
- LEIGHTON, W. A., propagation of a weeping yew by seed, ii. 19.
- LEITNER, effects of the removal of anthers, ii. 167.
- LEMMING, ii. 152.
- LEMOINE, variegated *Symphytum* and *Phlox*, i. 381.
- LEMON, i. 334, 335; orange fecundated by pollen of the, i. 399.
- LEMURS, hybrid, ii. 153.
- LEPORIDES, ii. 98-99, 152.
- LEPSIUS, figures of ancient Egyptian dogs, i. 17; domestication of pigeons in ancient Egypt, i. 204.
- Leptotes*, ii. 134.
- Lepus glacialis*, i. 111.
- Lepus magellanicus*, i. 112.
- Lepus nigripes*, i. 108.
- Lepus tibetanus*, i. 111.
- Lepus variabilis*, i. 111.
- LEREBOULLET, double monsters of fishes, ii. 340.
- LESLE, on Scotch wild cattle, i. 85.
- LESSON, on *Lepus magellanicus*, i. 112.
- LEUCKART on the larva of *Cocidomyia*, ii. 300.
- LEWIS, G., cattle of the West Indies, ii. 229.
- LEHRETTE and Quatrefages, on the horses of Circassia, ii. 102, 225.
- LEUNG, differences in human blood, according to complexion, ii. 276.
- LEIBRECHT, occurrence of pigmentary retinitis in deaf-mutes, ii. 328.
- LICHENS, sterility in, ii. 171.
- LICHTENSTEIN, resemblance of Bojseman's dogs to *Canis mesomelas*, i. 25; Newfoundland dog at the Cape of Good Hope, i. 33.
- LILACS, ii. 164.
- LILJACKER, contabescence in, ii. 165.
- Lilium candidum*, ii. 137.
- LIMBS, regeneration of, ii. 376-377.
- LIMBS and head, correlated variation of, ii. 323.
- LIME, effect of, upon shells of the mollusca, ii. 280.
- LIME tree, changes of by age, i. 364, 387.
- LIMITATION, sexual, ii. 71-75.
- LIMITATION, supposed, of variation, ii. 416.
- Linaria*, peloricism in, ii. 58, 61, 346; peloric, crossed with the normal form, ii. 70; sterility of, ii. 166.
- Linaria vulgaris* and *purpurea*, hybrids of, ii. 94.
- LINDLEY, John, classification of varieties of cabbages, i. 324; origin of the peach, i. 338; influence of soil on peaches and nectarines, i. 340; varieties of the peach and nectarine, i. 343; on the New Town pippin, i. 349; freedom of the Winter Majetin apple from coccos, i. 349; production of monocious Hautbois strawberries by bud-selection, i. 353; origin of the large tawny nectarine, i. 375; bud-variation in the gooseberry, i. 376; hereditary disease in plants, ii. 11; on double flowers, ii. 167; seeding of ordinarily seedless fruits, ii. 168; sterility of *Acorus calamus*, ii. 170; resistance of individual plants to cold, ii. 309.
- LINNÆUS, summer and winter wheat regarded as distinct species by, i. 315; on the single-leaved strawberry, i. 353; sterility of Alpine plants in gardens, ii. 163; recognition of individual reindeer by the Laplanders, ii. 251; growth of tobacco in Sweden, ii. 307.
- LINNET, ii. 158.
- Linota canabina*, ii. 158.

- Linum*, ii. 165.
- LEON, fertility of, in captivity, ii. 150, 151.
- LEPARI, feral rabbits of, i. 113.
- LIVINGSTONE, Dr., striped young pigs on the Zambesi, i. 77; domestic rabbits at Loanda, i. 112; use of grass-seeds as food in Africa, i. 308; planting of fruit-trees by the Batokas, i. 309; character of half-castes, ii. 46; taming of animals among the Barotse, ii. 160; selection practised in South Africa, ii. 207, 209.
- LIVINGSTONE, Mr., disuse a cause of drooping ears, ii. 391.
- LIZARDS, reproduction of tall in, ii. 294; with a double tail, ii. 341.
- LLAMA, selection of, ii. 208.
- LOYD, Mr., taming of the wolf, i. 26; English dogs in northern Europe, i. 36; fertility of the goose increased by domestication, i. 288; number of eggs laid by the wild goose, ii. 112; breeding of the capercaillie in captivity, ii. 156.
- LOANDA, domestic rabbits at, i. 112.
- LOASA, hybrid of two species of, ii. 98.
- Lobelia*, reversion in hybrids of, ii. 392; contabescence in, ii. 166.
- Lobelia fulgens*, *cardinalis*, and *syphilitica*, ii. 136.
- LOCKHART, Dr., on Chinese pigeons, i. 206.
- LOGOON-TREE, ii. 274.
- LOISELEUR-DESLONGCHAMPS, originals of cultivated plants, i. 307; Mongolian varieties of wheat, i. 313; characters of the ear in wheat, i. 314; acclimatisation of exotic wheat in Europe, i. 315; effect of change of climate on wheat, i. 316; on the supposed necessity of the coincident variation of weeds and cultivated plants, i. 317; advantage of change of soil to plants, ii. 146.
- Lolium temulentum*, variable presence of barbs in, i. 314.
- LONG-TAILED sheep, i. 94, 95.
- LOOCHOO islands, horses of, i. 53.
- LORD, J. K., on *Canis latrans*, i. 22.
- "LORI RAJAH," how produced, ii. 280.
- Lorius garrulus*, ii. 280.
- "LOTAN," tumbler pigeon, i. 150.
- LOUDON, J. W., varieties of the carrot, i. 326; short duration of varieties of peas, i. 329; on the glands of peach-leaves, i. 343; presence of bloom on Russian apples, i. 349; origin of varieties of the apple, i. 350; varieties of the gooseberry, i. 354; on the nut tree, i. 357; varieties of the ash, i. 360; fastigate juniper (*J. suecica*), i. 361; on *Ilex aquifolium ferox*, i. 362; varieties of the Scotch fir, i. 363; varieties of the hawthorn, *ibid.*; variation in the persistency of leaves on the elm and Turkish oak, i. 363; importance of cultivated varieties, *ibid.*; varieties of *Rosa spinosissima*, i. 367; variation of dahlias from the same seed, i. 370; production of Provence roses from seeds of the moss rose, i. 380; effect of grafting the purple-leaved upon the common hazel, i. 395; nearly evergreen Cornish variety of the elm, ii. 310.
- LOW, G., on the pigs of the Orkney islands, i. 70.
- LOW, Prof., pedigrees of greyhounds, ii. 3; origin of the dog, i. 10; burrowing instinct of a half-bred Dingo, i. 28; inheritance of qualities in horses, i. 51; comparative powers of English race-horses, Arabs, &c., i. 54; British broods of cattle, i. 80; wild cattle of Chartley, i. 84; effect of abundance of food on the size of cattle, i. 91; effects of climate on the skin of cattle, i. 92, ii. 326; on interbreeding, ii. 116; selection in Hereford cattle, ii. 214; formation of new breeds, ii. 244; on "sheeted" cattle, ii. 349.
- LOWE, Mr., on hive bees, i. 299.
- LOWE, Rev. Mr., on the range of *Pyrus malus* and *P. acerba*, i. 348.
- "LOWTAN" tumbler pigeon, i. 150.
- Loxia pyrrhula*, ii. 154.
- LUBBOCK, Sir J., developments of the Ephemeridæ, ii. 366.
- LUCAS, P., effects of cross-breeding on the female, i. 404; hereditary diseases, ii. 7, 78-79; hereditary affections of the eye, ii. 9-10; inheritance of anomalies in the human eye and in that of the horse, *ibid.* 10, 11; inheritance of polydactylism, ii. 13; morbid uniformity in the same family, *ibid.* 17; inheritance of mutilations, ii. 23; persistency of cross-reversion, ii. 35; persistency of character in breeds of animals in wild countries, ii. 64; propensity of transmission, ii. 65, 68; supposed rules of transmission in crossing animals, ii. 68; sexual limitations of transmission of peculiarities, ii. 72-73; absorption of the minority in crossed races, ii. 88; crosses without blending of certain characters, ii. 92; on interbreeding, ii. 116; variability dependent on reproduction, ii. 250; period of action of variability, ii. 260; inheritance of deafness in cats, ii. 329; complexion and constitution, ii. 335.
- LUCAS-DUTHIERS, structure and growth of galls, ii. 282-284.
- LUTZER, grafting of a peach-almond on a peach, i. 338.

- LÜTKE, cats of the Caroline Archipelago, i. 47.
- LUXURIANCE, of vegetative organs, a cause of sterility in plants, ii. 168-171.
- LYONNET, on the scission of *Nais*, ii. 358.
- Lysisachia mammillaria*, sterility of, ii. 170.
- Lythrum*, trimorphic species of, ii. 400.
- Lythrum salicaria*, ii. 183; contabescence in, ii. 166.
- Lytta coccinctoria*, affecting the kidneys, ii. 380.
- Macacus*, species of, bred in captivity, ii. 153.
- MACAULAY, Lord, improvement of the English horse, ii. 213.
- MCLELLAND, Dr., variability of fresh-water fishes in India, ii. 259.
- MCCOY, Prof., on the dingy, i. 26.
- MACFAYDEN, influence of soil in producing sweet or bitter oranges from the same seed, i. 335.
- MACGILLIVRAY, domestication of the rock-dove, i. 185; feral pigeons in Scotland, i. 190; number of vertebræ in birds, i. 266; on wild geese, i. 287; number of eggs of wild and tame ducks, ii. 112.
- MACKENZIE, Sir G., peculiar variety of the potato, i. 330.
- MACKENZIE, P., bud-variation in the currant, i. 376.
- MACKINNON, Mr., horses of the Falkland islands, i. 52; feral cattle of the Falkland islands, i. 83.
- MACKNIGHT, O., on interbreeding cattle, ii. 118.
- MACNAB, Mr., on seedling weeping birches, ii. 18; non-production of the weeping bosch by seed, ii. 19.
- MADAGASCAR, cats of, i. 47.
- MADDEN, H., on interbreeding cattle, ii. 118.
- MADEIRA, rock pigeon of, i. 184.
- Magnolia grandiflora*, ii. 308.
- MAIZE, its unity of origin, i. 320; antiquity of, *ibid.*; with husked grains said to grow wild, *ibid.*; variation of, i. 321; irregularities in the flowers of, i. 321; persistence of varieties, *ibid.*; adaptation of to climate, i. 322, ii. 397; acclimatisation of, ii. 313, 347; crossing of, i. 400, ii. 104-105; extinct Peruvian varieties of, ii. 425.
- MALAY fowl, i. 227.
- MALAY Archipelago, horses of, i. 53; short-tailed cats of, i. 47; striped young wild pigs of, i. 76; ducks of, i. 280.
- MALE, influence of, on the fecundated female, i. 397-406; supposed influence of, on offspring, ii. 68.
- MALE flowers, appearance of, among female flowers in male, i. 321.
- MALFORMATIONS, hereditary, ii. 79.
- Malea, fertilisation of, i. 402, ii. 363.
- Mamestra suava*, ii. 157.
- MAMMÆ, variable in number in the pig, i. 74; rudimentary, occasional full development of, in cows, i. 87, ii. 317; four present in some sheep, i. 95; variable in number in rabbits, i. 106; latent functions of, in male animals, ii. 52, 317; supernumerary and inguinal, in women, ii. 57.
- MANGLES, Mr., annual varieties of the heartsease, ii. 305.
- MANTELL, Mr., taming of birds by the New Zealanders, ii. 161.
- MANU, domestic fowl noticed in the Institutes of, i. 246.
- MANURE, effect of, on the fertility of plants, ii. 163.
- MANX cats, i. 46, ii. 66.
- MARCEL DE Serres, fertility of the ostrich, ii. 156.
- MARIANNE islands, varieties of *Pandanus* in, ii. 256.
- MARSHAM, Gervase, on rabbits, i. 104, ii. 204.
- MARKEHOR, probably one of the parents of the goat, i. 101.
- MARQUAND, cattle of the channel islands, i. 80.
- MARRIMPOEY, inheritance in the horse, ii. 10.
- MARROW, vegetable, i. 357.
- MARRYATT, Capt., breeding of asses in Kentucky, ii. 237.
- MARSDEN, notice of *Gallus giganteus*, i. 235.
- MARSHALL, Mr., voluntary selection of pasture by sheep, i. 96; adaptation of wheats to soil and climate, i. 316; "Dutch-buttocked" cattle, ii. 8; segregation of herds of sheep, ii. 103; advantage of change of soil to wheat and potatoes, ii. 146; fashionable change in the horns of cattle, ii. 210; sheep in Yorkshire, ii. 235.
- MARSHALL, Prof., growth of the brain in microcephalous idiots, ii. 389.
- MARTENS, E. Von, on *Achatinella*, ii. 53.
- MARTIN, W. C. L., origin of the dog, i. 16; Egyptian dogs, i. 18; barking of a Mackenzie River dog, i. 27; African hounds in the Tower menagerie, i. 32; on dun horses and dappled asses, i. 55; breeds of the horse, i. 49; wild horses, i. 51; Syrian breeds of asses, i. 62; asses without stripes, i. 63; effects of cross-breeding on the female in dogs, i. 404; striped legs of mules, ii. 42.
- MARTINS, defective instincts of silkworms, i. 304.
- MARTINS, C., fruit trees of Stockholm, ii. 307.

- MASON, W., bud-variation in the ash, i. 382.
- MASTERS, Dr., reversion in the spiral-leaved weeping willow, i. 383; on peloric flowers, ii. 58; pelorism in a clover, ii. 346; position as a cause of pelorism, ii. 345, 347.
- MASTERS, Mr., persistence of varieties of peas, i. 329; reproduction of colour in hyacinths, ii. 29; on hollyhocks, ii. 107; selection of peas for seed, ii. 199-200; on *Opuntia leucotricha*, ii. 286; reversion by the terminal pea in the pod, ii. 347.
- MASTIFF, sculptured on an Assyrian monument, i. 17, ii. 429; Tibetan, i. 35-36, ii. 278.
- MATTHEWS, Patrick, on forest trees, ii. 237.
- Matthiola annua*, i. 399, ii. 20.
- Matthiola incana*, i. 381, 399.
- MAUCHAMP merino sheep, i. 100.
- MAUDSLEY, crossing of wolves and dogs in the Pyrenees, i. 24.
- MAUND, Mr. crossed varieties of wheat, ii. 130.
- MAUPERTUIS, axiom of "least action," i. 12.
- MAURITIUS, importation of goats into, i. 101.
- MAW, G., correlation of contracted leaves and flowers in pelargoniums, ii. 330, 331.
- MAWZ, fertility of *Brassica rapa*, ii. 165.
- Mazillaria*, self-fertilised capsules of, ii. 134; number of seeds in, ii. 379.
- Mazillaria atro-rubens*, fertilisation of, by *M. squaleus*, ii. 133.
- MAYES, M., self-impotence in *Amaryllis*, ii. 139.
- MECKEL, on the number of digits, ii. 13; correlation of abnormal muscles in the leg and arm, ii. 322.
- MEDUSA, development of, ii. 368, 384.
- MEEHAN, Mr., comparison of European and American trees, ii. 281.
- Melospiza mexicana*, i. 292.
- Melus taxus*, ii. 151.
- MELONS, i. 359-360; mongrel, supposed to be produced from a twin-seed, i. 391; crossing of varieties of, i. 399, ii. 108, 129; inferiority of, in Roman times, ii. 216; changes in, by culture and climate, ii. 275; serpent, correlation of variations in, ii. 330; analogous variations in, ii. 349.
- MEMBRANES, false, ii. 294-295.
- MÉNÉTRIÈRE, on the stomach of *Strix gallaria*, ii. 302.
- MENINGITIS, tubercular, inherited, ii. 78.
- METAGENESIS, ii. 366.
- METAMORPHOSIS, ii. 326.
- METAMORPHOSIS and development, ii. 388, 389.
- METZGER, on the supposed species of wheat, i. 312-313; tendency of wheat to vary, i. 315; variation of maize, i. 321-322; cultivation of American maize in Europe, i. 322, ii. 347; on cabbages, i. 323-325; acclimatization of Spanish wheat in Germany, ii. 26; advantage of change of soil to plants, ii. 146; on rye, ii. 234; cultivation of different kinds of wheat, ii. 261.
- MEXICO, dog from, with tan spots on the eyes, i. 29; colours of feral horses in, i. 61.
- MEYER, on sending of bananas, ii. 168.
- MICE, grey and white, colours of, not blended by crossing, ii. 92; rejection of bitter almonds by, ii. 232; naked, ii. 279.
- MICHAUX, F., four-coloured feral horses of Mexico, i. 61; origin of domestic turkey, i. 292; on raising peaches from seed, i. 339.
- MICHEL, F., selection of horses in medieval times, ii. 203; horses preferred on account of slight characters, ii. 209.
- MICHELY, effects of food on caterpillars, ii. 280; on *Bombix hepersus*, ii. 304.
- MICROPTHALMIA, associated with defective teeth, ii. 328.
- MIDDENS, Danish, remains of dogs in, i. 18, ii. 427.
- MINONETTE, ii. 237, 311.
- MILLET, i. 371.
- MILLS, J., diminished fertility of mares when first turned out to grass, ii. 161.
- MILNE-EDWARDS, on the development of the crustacea, ii. 368.
- MILNE-EDWARDS, A., on a crustacean with a monstrous eye-peduncle, ii. 391.
- Milus niger*, ii. 154.
- Mimulus luteus*, ii. 128.
- MINOR, W. C., gemination and fission in the Annelida, ii. 358.
- MIRABILIA, fertilisation of, ii. 363; hybrids of, ii. 131, 169, 265.
- Mirabilis jalapa*, i. 382, 393.
- Mirabilis longiflora*, ii. 88.
- Mirabilis vulgaris*, ii. 88.
- Miscampus* and *Cecidomyia*, i. 5.
- MITCHELL, Dr., effects of the poison of the rattlesnake, ii. 289.
- MITFORD, Mr., notice of the breeding of horses by Erichthonius, ii. 202.
- MOCCAS COURT, weeping oak at, ii. 18.
- MOGFORD, horses poisoned by fool's parsley, ii. 337.
- MÖLLER, L., effects of food on insects, ii. 281.
- MOQUIN-TANDON, original form of maize, i. 320; variety of the double column-

- bine, i. 365; peloric flowers, ii. 58-59, 61; position as a cause of pelorism in flowers, ii. 345; tendency of peloric flowers to become irregular, ii. 70; on monstrosities, ii. 254; correlation in the axis and appendages of plants, ii. 321; fusion of homologous parts in plants, ii. 339, 341-342; on a bean with monstrous stipules and abortive leaflets, ii. 343; conversion of parts of flowers, ii. 392.
- MOLE**, white, ii. 332.
- MOLL** and **GAYOT**, on cattle, i. 80, ii. 96, 210.
- MOLLUSCA**, change in shells of, ii. 280.
- MONKE**, **Lady**, culture of the pansy by, i. 368.
- MONKEYS**, rarely fertile in captivity, ii. 153.
- MONNIER**, identity of summer and winter wheat, i. 315.
- MONSTER**, cyclopean, ii. 341.
- MONSTERS**, double, ii. 339-340.
- MONSTROSITIES**, occurrence of, in domesticated animals and cultivated plants, i. 366, ii. 254; due to persistence of embryonic conditions, ii. 57; occurring by reversion, ii. 57-60; a cause of sterility, ii. 166-167; caused by injury to the embryo, ii. 269.
- MONTBRAZZA**, growth of a cock's-spar inserted into the eye of an ox, ii. 369.
- MONTGOMERY**, **E.**, formation of cells, ii. 370.
- MOON**, **J. H.**, deterioration of the horse in Malasia, i. 53.
- MOENCHROFT**, **Mr.**, on Hasora wheat, i. 313; selection of white-tailed yaks, ii. 206; melon of Kashmir, ii. 275; varieties of the apricot cultivated in Ladakh, i. 345; varieties of the walnut cultivated in Kashmir, i. 356.
- MOORE**, **Mr.**, on breeds of pigeons, i. 148, 156, 208, 209, 211.
- MOORECK**, fertility of, in captivity, ii. 156.
- MONLOT**, dogs of the Danish Middens, i. 18; sheep and horse of the bronze period, ii. 427.
- Mormodes tipes*, ii. 53.
- MOUCCOO**, estimation of pigeons in, i. 205.
- MOUREN**, **C.**, on pelorism, ii. 58; in *Calceolaria*, ii. 346; non-coincidence of double flowers and variegated leaves, ii. 167.
- MORRIS**, **Mr.**, breeding of the Kestrel in captivity, ii. 154.
- MORTON**, **Lord**, effect of fecundation by a quagga on an Arab mare, i. 403-404.
- MORTON**, **Dr.**, origin of the dog, i. 16; hybrid of zebra and mare, ii. 42.
- Morus alba*, i. 334.
- MOSCOW**, rabbits of, i. 106, 120; effects of cold on pear-trees at, ii. 307.
- MOSES**, sterility in, ii. 171; retrogressive metamorphosis in, ii. 361.
- MOSS-ROSE**, probable origin of, from *Rosa centifolia*, i. 379; Provence roses produced from seeds of, i. 380.
- MOSTO**, **Cada**, on the introduction of rabbits into Porto Santo, i. 113.
- MOTTILING** of fruits and flowers, i. 400.
- MOUFFLON**, i. 94.
- MOUNTAIN-ASH**, ii. 230.
- MOUSE**, **Barbary**, ii. 152.
- "**MÖVEN-TAUBE**," i. 148.
- MOWBRAY**, **Mr.**, on the eggs of game fowls, i. 248; early pugnacity of game cocks, i. 251; diminished fecundity of the pheasant in captivity, ii. 155.
- MOWBRAY**, **Mr.**, reciprocal fecundation of *Passiflora alata* and *racemosa*, ii. 137.
- MULATTOS**, character of, ii. 46.
- MULBERRY**, i. 334, ii. 256.
- MULE** and **hinny**, differences in the, ii. 67-68.
- MULES**, striped colouring of, ii. 42; obstinacy of, ii. 45; production of, among the Romans, ii. 110; noticed in the Bible, ii. 202.
- MÜLLER**, **Fritz**, reproduction of orchids, ii. 134-135; development of crustacea, ii. 368; number of seeds in a *maziluria*, ii. 379.
- MÜLLER**, **H.**, on the face and teeth in dogs, i. 34, 73, ii. 345.
- MÜLLER**, **J.**, production of imperfect nails after partial amputation of the fingers, ii. 15; tendency to variation, ii. 252; atrophy of the optic nerve consequent on destruction of the eye, ii. 297; on Janus-like monsters, ii. 340; on gemination and fission, ii. 358; identity of ovules and buds, ii. 360; special affinities of the tissues, ii. 380.
- MÜLLER**, **Max**, antiquity of agriculture, ii. 243.
- MULTIPLICITY** of origin of pigeons, hypotheses of, discussed, i. 188-194.
- MUNIZ**, **F.**, on Niata cattle, i. 90.
- MUNRO**, **R.**, on the fertilisation of orchids, ii. 133; reproduction of *Passiflora alata*, ii. 138.
- "**MURASSA**" pigeon, i. 144.
- MURPHY**, **J. J.**, the structure of the eye not producible by selection, ii. 222.
- Mus alexandrinus*, ii. 87-88.
- Musa espiantua*, *Chinensis* and *Carendishii*, i. 377.
- Muscari comosum*, ii. 185, 316.
- MUSCLES**, effects of use on, ii. 297.
- MUSK** duck, feral hybrid of, with the common duck, i. 190.

- MUSMOM, female, sometimes hornless, i. 95.
- MUTILATIONS, inheritance or non-inheritance of, ii. 22-24, 397.
- MYATT, on a five-leaved variety of the strawberry, i. 353.
- MYOPIA, hereditary, ii. 8.
- MYRIAPODA, regeneration of lost parts in, ii. 15, 294.
- NAILS, growing on stumps of fingers, ii. 394.
- NAIS, scission of, ii. 358.
- NAMAQUAS, cattle of the, i. 88, ii. 207.
- NARCISSUS, double, becoming single in poor soil, ii. 167.
- NARYVAEZ, on the cultivation of native plants in Florida, i. 312.
- NESSA, sterility of, in captivity, ii. 152.
- "NATAS," or Niata, a South American breed of cattle, i. 89-91.
- NATHUSIUS, H. von, on the pigs of the Swiss lake-dwellings, i. 68; on the races of pigs, i. 65-68; convergence of character in highly-bred pigs, i. 73, ii. 241; causes of changes in the form of the pig's skull, i. 72-73; changes in breeds of pigs by crossing, i. 78; change of form in the pig, ii. 279; effects of disease of parts in the pig, ii. 299; period of gestation in the pig, i. 74; appendages to the jaw in pigs, i. 76; on *Sus pliocæps*, i. 70; period of gestation in sheep, i. 97; on Niata cattle, i. 89; on short-horn cattle, ii. 118; on interbreeding, ii. 116; in the sheep, ii. 120; in pigs, ii. 122; unconscious selection in cattle and pigs, ii. 214; variability of highly selected races, ii. 238.
- NATO, P., on the Bizzaria orange, i. 391.
- NATURAL selection, its general principles, i. 2-14.
- NATURE, sense in which the term is employed, i. 6.
- NATIDEN, supposed rules of transmission in crossing plants, ii. 68; on the nature of hybrids, ii. 48-49; essences of the species in hybrids, ii. 386, 401; reversion of hybrids, ii. 36, 49-50; reversion in flowers by stripes and blotches, ii. 37; hybrids of *Linaria vulgaris* and *purpurea*, ii. 94; pelorism in *Linaria*, ii. 58, 346; crossing of peloric *Linaria* with the normal form, ii. 70; variability in *Datura*, ii. 266; hybrids of *Datura lœvis* and *stramonium*, i. 392; prepotency of transmission of *Datura stramonium* when crossed, ii. 67; on the pollen of *Mirabilis* and of hybrids, i. 389; fertilisation of *Mirabilis*, ii. 363; crossing of *Chamaecyparis humilis* and the date palm, i. 399; cultivated Cucurbitaceæ, i. 357-360, ii. 108; rudimentary tendrils in gourds, ii. 316; dwarf *Cucurbita*, ii. 330; relation between the size and number of the fruit in *Cucurbita pepo*, ii. 343; analogous variation in *Cucurbita*, ii. 349; acclimatisation of Cucurbitaceæ, ii. 313; production of fruit by sterile hybrid Cucurbitaceæ, ii. 172; on the melon, i. 360, ii. 108, 275; incapacity of the cucumber to cross with other species, i. 359.
- NECTARINE, i. 336-344; derived from the peach, i. 337, 339-342; hybrids of, i. 339; persistency of characters in seedling, i. 340; origin of, *ibid.*; produced on peach trees, i. 340-341; producing peaches, i. 341; variation in, i. 342-343; bud-variation in, i. 374; glands in the leaves of the, ii. 231; analogous variation in, ii. 348.
- NECTARY, variations of, in pansies, i. 369.
- NEES, on changes in the odour of plants, ii. 274.
- "NEGRO" cat, i. 46.
- NEGROES, polydactylism in, ii. 14; selection of cattle practised by, ii. 207.
- NEOLITHIC period, domestication of *Bos longifrons* and *primigenius* in the, i. 81; cattle of the, distinct from the original species, i. 87; domestic goat in the, i. 101; cereals of the, i. 317.
- NERVE, optic, atrophy of the, ii. 297.
- NEUMEISTER, on the Dutch and German pouter pigeons, i. 138; on the Jacobin pigeon, i. 154; duplication of the middle flight feather in pigeons, i. 159; on a peculiarly coloured breed of pigeons, "Sturzhalsige Taube," i. 161; fertility of hybrid pigeons, i. 192; mongrels of the trumpeter pigeon, ii. 66; period of perfect plumage in pigeons, ii. 77; advantage of crossing pigeons, ii. 126.
- NEURALGIA, hereditary, ii. 79.
- NEW ZEALAND, feral cats of, i. 47; cultivated plants of, i. 311.
- NEWFOUNDLAND dog, modification of, in England, i. 42.
- NEWMAN, E., sterility of Sphingidæ under certain conditions, ii. 158.
- NEWPORT, G., non-copulation of *Venasia* in confinement, ii. 157; regeneration of limbs in myriapoda, ii. 294; fertilisation of the ovule in batrachia, ii. 363.
- NEWT, polydactylism in the, ii. 14.
- NEWTON, A., absence of sexual distinctions in the Columbidæ, i. 162; production of a "black-shouldered" peahen among the ordinary kind, i. 291; on hybrid ducks, ii. 157.
- NGAMI Lake, cattle of, i. 88.
- "NIATA" cattle, i. 89-91; resemblance of

- to *Sinatherium*, i. 89; prepotency of transmission of character by, ii. 66.
- "NICARD" rabbit, i. 107.
- NICHOLSON, DR., on the cats of Antigua, i. 46; on the sheep of Antigua, i. 98.
- Nicotiana*, crossing of varieties and species of, ii. 108; prepotency of transmission of characters in species of, ii. 67; contabescence of female organs in, ii. 166.
- Nicotiana glutinosa*, ii. 108.
- NIEBUHR, on the heredity of mental characteristics in some Roman families, ii. 65.
- NIGHT-BLINDNESS, non-reversion to, ii. 36.
- NILSSON, Prof., on the barking of a young wolf, i. 27; parentage of European breeds of cattle, i. 80, 81; on *Bos frontosus* in Scania, i. 81.
- NIND, Mr., on the dingo, i. 39.
- "NINEUS formativus," i. 293, 294, 355.
- NITZSCH, on the absence of the oil-gland in certain Columbe, i. 147.
- NON-HERITANCE, causes of, ii. 24-26.
- "NONNAIN" pigeon, i. 154.
- NOHDMANN, dogs of Awhasia, i. 25.
- NOHMANDY, pigs of, with appendages under the jaw, i. 75.
- NORWAY, striped ponies of, i. 58.
- NOTT and Gliddon, on the origin of the dog, i. 16; mastiff represented on an Assyrian tomb, i. 17; on Egyptian dogs, i. 18; on the Hare-Indian dog, i. 22.
- Notylia*, ii. 135.
- NOURISHMENT, excess of, a cause of variability, ii. 257.
- NUMBER, importance of, in selection, ii. 235.
- Nunida ptilorhyncha*, the original of the Guinea-fowl, i. 294.
- NUS pigeon, i. 155; known to Aldrovandi, i. 297.
- NUTMEG tree, ii. 237.
- OAK, weeping, i. 361, ii. 18, 241; pyramidal, i. 361; Hessian, i. 361; late-leaved, i. 363; variation in persistency of leaves of, i. 363; valueless as timber at the Cape of Good Hope, ii. 274; changes in, dependent on age, i. 387; galls of the, ii. 282.
- OATS, wild, i. 313; in the Swiss lake-dwellings, i. 319.
- OBERLIN, change of soil beneficial to the potato, ii. 146.
- ODART, Count, varieties of the vine, i. 333, ii. 278; bud-variation in the vine, i. 375.
- ODOUR and colour, correlation of, ii. 325.
- Ocidium*, ii. 284.
- Oenothera biennis*, bud-variation in, i. 382.
- OGLE, W., resemblance of twink, ii. 252.
- OIL-GLAND, absence of, in fantail pigeons, i. 147, 160.
- OLDFIELD, Mr., estimation of European dogs among the natives of Australia, ii. 215.
- OLEANDER, stock affected by grafting in the, i. 394.
- OLLIER, Dr., insertion of the periosteum of a dog beneath the skin of a rabbit, ii. 369.
- Oncidium*, reproduction of, ii. 133-135, 164.
- ONIONS, crossing of, ii. 90; white, liable to the attacks of fungi and disease, ii. 228, 336.
- Ophrys apifera*, self-fertilisation of, ii. 91; formation of pollen by a petal in, ii. 392.
- Opyuntia leucotricha*, ii. 277.
- ORANGE, i. 334-336; crossing of, ii. 91; with the lemon, i. 339, ii. 365; naturalisation of, in Italy, ii. 308; variation of, in North Italy, ii. 256; peculiar variety of, ii. 331; Bizzaria, i. 391; trifacial, *ibid.*
- ORCHIDS, reproduction of, i. 402, 403; ii. 133-135.
- ORFORD, Lord, crossing greyhounds with the bulldog, i. 41.
- ORGANISMS, origin of, i. 13.
- ORGANISATION, advancement in, i. 8.
- ORGANS, rudimentary and aborted, ii. 315-318; multiplication of abnormal, ii. 391.
- ORIOLE, assumption of hen-plumage by a male in confinement, ii. 158.
- ORKNEY islands, pigs of, i. 70; pigeons of, i. 184.
- ORTHOPTERA, regeneration of hind legs in the, ii. 294.
- Orthosia munda*, ii. 157.
- ORTON, R., on the effects of cross-breeding on the female, i. 404; on the Manx cat, ii. 66; on mongrels from the silk-fowl, ii. 67.
- OSBORNE, Dr., inherited mottling of the iris, ii. 10.
- OSPREY, preying on Black-fowls, ii. 230.
- OSTEN-SACKEN, Baron, on American oak galls, ii. 282.
- OSTEOLOGICAL characters of pigs, i. 66, 67, 71-74; of rabbits, i. 115-130; of pigeons, i. 162-167; of ducks, i. 282-284.
- OSTRICH, diminished fertility of the, in captivity, ii. 156.
- OSTYAKS, selection of dogs by the, ii. 206.
- OTTER, ii. 151.
- "OTTER" sheep of Massachusetts, i. 100.
- OUDE, feral humped cattle in, i. 79.
- OUBIITY, breed in Europe, ii. 153.

- OVARY, variation of, in *Cucurbita moschata*, i. 339; development of, independently of pollen, i. 403.
- Ovis montanus*, i. 99.
- OVULES and buds, identity of nature of, ii. 360.
- OWEN, Capt., on stiff-haired cats at Mombas, i. 46.
- OWEN, Prof. R., palaeontological evidence as to the origin of dogs, i. 15; on *Bos longifrons*, i. 81; on the skull of the "Ninta" cattle, i. 89, 90; on fossil remains of rabbits, i. 104; on the significance of the basin, i. 124; on the number of digits in the Ichthyopterygia, ii. 16; on metagenesis, ii. 366; theory of reproduction and parthenogenesis, ii. 375.
- OWL, eagle, breeding in captivity, ii. 154.
- OWL pigeon, i. 148; African, figured, i. 149; known in 1735, i. 209.
- Ozalis*, trimorphic species of, ii. 400.
- Ozalis rosea*, ii. 132.
- OXLEY, Mr., on the nutmeg tree, ii. 237.
- OYSTERS, differences in the shells of, ii. 289.
- PACA, sterility of the, in confinement, ii. 152.
- PACIFIC islands, pigs of the, i. 70.
- PADUA, earliest known flower garden at, ii. 217.
- PADUAN fowl of Aldrovandi, i. 247.
- Paeonia montan*, ii. 265.
- PÆONY, tree, ancient cultivation of, in China, ii. 205.
- PAMPAK, feral cattle on the, i. 85.
- Pandanus*, ii. 256.
- PANGENESIS, hypothesis of, ii. 357-404.
- Panicum*, seeds of, used as food, i. 309; found in the Swiss lake-dwellings, i. 317.
- PANSY, i. 368-370.
- PAPPUS, abortion of the, in *Carthamus*, ii. 316.
- PAGET, on the Hungarian sheep dog, i. 24.
- PAGET, inheritance of cancer, ii. 7; hereditary elongation of hairs in the eyebrow, ii. 8; period of inheritance of cancer, ii. 79-80; on *Hydra*, ii. 293; on the healing of wounds, ii. 294; on the reparation of bones, *ibid.*; growth of hair near inflamed surfaces or fractures, ii. 295; on false membranes, *ibid.*; compensatory development of the kidney, ii. 300; bronzed skin in disease of supra-renal capsules, ii. 331; unity of growth and gemmation, ii. 359; independence of the elements of the body, ii. 369; affinity of the tissues for special organic substances, ii. 380.
- PALLAS, on the influence of domestication upon the sterility of intercrossed species, i. 31, 83, 193, ii. 109; hypothesis that variability is wholly due to crossing, i. 188, 374, ii. 250, 264; on the origin of the dog, i. 16; variation in dogs, i. 33; crossing of dog and jackal, i. 25; origin of domestic cats, i. 43; origin of Angora cat, i. 45; on wild horses, i. 52, 60; on Persian sheep, i. 94; on Siberian fat-tailed sheep, ii. 279; on Chinese sheep, ii. 315; on Crimean varieties of the vine, i. 333; on a grape with rudimentary seeds, ii. 316; on feral musk-ducks, ii. 46; sterility of Alpine plants in gardens, ii. 163; selection of white-tailed yaks, ii. 206.
- Paradozurus*, sterility of species of, in captivity, ii. 151.
- PARAGUAY, cats of, i. 46; cattle of, i. 89; horses of, ii. 102; dogs of, ii. 102; black-skinned domestic fowl of, i. 232.
- PARALLEL variation, ii. 348-352.
- PARAMOS, woolly pigs of, i. 78.
- PARASITES, liability to attacks of, dependent on colour, ii. 228.
- PARIAH dog, with crooked legs, i. 17; resembling the Indian wolf, i. 24.
- PARISER, inheritance of handwriting, ii. 6.
- PARKER, W. K., number of vertebrae in fowls, i. 265.
- PARKINSON, Mr., varieties of the hyacinth, i. 370.
- PARKYNS, Mansfield, on *Columba guinea*, i. 183.
- PARMENTIER, differences in the nidification of pigeons, i. 178; on white pigeons, ii. 230.
- PARROTS, general sterility of, in confinement, ii. 155; alteration of plumage of, ii. 280.
- PARSNIP, reversion in, ii. 31; influence of selection on, ii. 201; experiments on, ii. 277; wild, enlargement of roots of, by cultivation, ii. 326.
- PARTHENOGENESIS, ii. 359, 364.
- PARTSIDGE, sterility of, in captivity, ii.* 156.
- PARTURITION, difficult, hereditary, ii. 8.
- Parus major*, ii. 231.
- Passiflora*, self-impotence in species of, ii. 137-138; contabescence of female organs in, ii. 166.
- Passiflora alata*, fertility of, when grafted, ii. 188.
- PASTURE and climate, adaptation of breeds of sheep to, i. 96, 97.
- PASTRANA, Julia, peculiarities in the hair and teeth of, ii. 328.
- PATAGONIA, crania of pigs from, i. 77.
- PATAGONIAN rabbit, i. 105.

- PATERSON, R., on the Arrindy silk moth, ii. 306.
- PAUL, W., on the hyacinth, i. 370; varieties of pelargoniums, i. 378; improvement of pelargoniums, ii. 216.
- Pavo cristatus* and *muticus*, hybrids of, i. 290.
- Pavo nigripennis*, i. 290-291.
- "PAVODOTTEN-TAUBE," i. 141.
- PEACH, i. 336-344; derived from the almond, i. 337; stones of, figured, *ibid.*; contrasted with almonds, i. 338; double-flowering, i. 338-339, 343; hybrids of, i. 339; persistency of races of, *ibid.*; trees producing nectarines, i. 340-341; variation in, i. 342-343, ii. 256; bud-variation in, i. 374; pendulous, ii. 18; variation by selection in, ii. 218; peculiar disease of the, ii. 228; glands on the leaves of the, ii. 231; antiquity of the, ii. 308; increased hardness of the, *ibid.*; varieties of, adapted for forcing, ii. 310; yellow-fleshed, liable to certain diseases, ii. 336.
- PEACH-ALMOND, i. 338.
- PEAFOWL, origin of, i. 290; japanned or black-shouldered, i. 290-291; feral, in Jamaica, i. 190; comparative fertility of, in wild and tame states, ii. 112, 268; white, ii. 332.
- PEARS, i. 350; bud-variation in, i. 376; reversion in seedling, ii. 31; inferiority of, in Pliny's time, ii. 215; winter nells, attacked by aphides, ii. 231; soft-barked varieties of, attacked by wood-boring beetles, ii. 231; origination of good varieties of, in woods, ii. 260; Forelle, resistance of, to frost, ii. 306.
- PEAS, i. 326-330; origin of, 326; varieties of, 326-329, found in Swiss lake-dwellings, i. 317, 319, 326-329; fruit and seeds figured, i. 328; persistency of varieties, i. 329; intercrossing of varieties, i. 330, 397, ii. 129; effect of crossing on the female organs in, i. 398; double-flowered, ii. 168; maturity of, accelerated by selection, ii. 201; varieties of, produced by selection, ii. 218; thin-shelled, liable to the attacks of birds, ii. 231; reversion of, by the terminal seed in the pod, ii. 347.
- PECCARY, breeding of the, in captivity, ii. 150.
- PEDIGREES of horses, cattle, greyhounds, game-cocks, and pigs, ii. 3.
- PEGU, cats of, i. 47; horses of, i. 53.
- PELAGONIUMS, multiple origin of, i. 364; zones of, i. 366; bud-variation in, i. 378; variegation in, accompanied by dwarfing, i. 384; pelorism in, ii. 167, 345; by reversion, ii. 59; advantage of change of soil to, ii. 147; improvement of, by selection, ii. 216; scorching of, ii. 229; numbers of raised from seed, ii. 235; effects of conditions of life on, ii. 274; stove-variety of, ii. 311; correlation of contracted leaves and flowers in, ii. 330-331.
- Pelargonium fulgidum*, conditions of fertility in, ii. 164.
- "PELONES," a Columbian breed of cattle, i. 88.
- PELORIC flowers, tendency of, to acquire the normal form, ii. 70; fertility or sterility of, ii. 160-167.
- PELORIC RACES of *Gloxinia speciosa* and *Antirrhinum majus*, i. 365.
- PELORISM, ii. 58-60, 345-346.
- PELVIS, characters of, in rabbits, i. 122-123; in pigeons, i. 166; in fowls, i. 268; in ducks, i. 284.
- PENBROKE cattle, i. 81.
- PENDULOUS trees, i. 361, ii. 348; uncertainty of transmission of, ii. 18-19.
- PENGUX ducks, i. 290, 282; hybrid of the, with the Egyptian goose, i. 282.
- PENNANT, production of wolf-like curs at Fochabers, i. 37; on the Duke of Queensberry's wild cattle, i. 84.
- Pennisetum*, seeds of, used as food in the Punjab, i. 309.
- Pennisetum distichum*, seeds of, used as food in Central Africa, i. 308.
- PERCIVAL, Mr., on inheritances in horses, ii. 10; on horn-like processes in horses, i. 50.
- Perdix rubra*, occasional fertility of, in captivity, ii. 156.
- PERIOD of action of causes of variability, ii. 269.
- PERIOSTEUM of a dog, producing bone in a rabbit, ii. 369.
- PERIWINKLE, sterility of, in England, ii. 170.
- PERSIA, estimation of pigeons in, i. 205; carrier pigeon of, i. 141; tumbler pigeon of, i. 150; cats of, i. 45-47; sheep of, i. 94.
- Persica intermedia*, i. 338.
- PERSISTENCE of colour in horses, i. 50; of generic peculiarities, i. 111.
- PIBU, antiquity of maize in, i. 320; peculiar potato from, i. 331; selection of wild animals practised by the Incas of, ii. 207-208.
- "PIBÜCKEN-TAUBE," i. 154.
- PETALS, rudimentary, in cultivated plants, ii. 316; producing pollen, ii. 392.
- PETUNIAS, multiple origin of, i. 364; double-flowered, ii. 167.
- "PYAEN-TAUBE," i. 146.
- Phacochærus Africanus*, i. 76.
- Phalacropterus*, pelorism in, ii. 346.
- PHALANGES, deficiency of, ii. 73.

Phaps chalcoptera, ii. 349.
Phaseolus multiflorus, ii. 309, 322.
Phaseolus vulgaris, ii. 309.
Phasianus pictus, i. 275.
Phasianus Amherstii, i. 275.
PLEASANT, assumption of male plumage by the hen, ii. 51; wildness of hybrids of, with the common fowl, ii. 45; prepotency of the, over the fowl, ii. 68; diminished fecundity of the, in captivity, ii. 155.
PLEASANTS, golden and Lady Amherst's, i. 275.
PLEASANT-FOWLS, i. 244.
PHILIPPAUX, regeneration of limbs in the salamander, ii. 376.
PHILIPPAU, on the varieties of wheat, i. 314.
PHILIPPINE ISLANDS, named breeds of game fowl in the, i. 232.
PHILLIPS, Mr., on bud-variation in the potato, i. 385.
PHLOZ, bud-variation by suckers in, i. 384.
PHTHISIS, affection of the fingers in, ii. 332.
PICKERING, Mr., on the grunting voice of humped cattle, i. 79; occurrence of the head of a fowl in an ancient Egyptian procession, i. 246; seedling of ordinarily seedless fruits, ii. 168; extinction of ancient Egyptian breeds of sheep and oxen, ii. 425; on an ancient Peruvian gourd, ii. 429.
PICOTEES, effect of conditions of life on, ii. 273.
PICOTET, A., oriental names of the pigeon, i. 205.
PICOTET, Prof., origin of the dog, i. 15; on fossil oxen, i. 81.
PICALDS, probably due to reversion, ii. 37.
PINEAUX, hybrids of the hare and rabbit, ii. 99, 152.
PIGEON à cravate, i. 148.
PIGEON Bagadaia, i. 142, 143.
PIGEON coquille, i. 155.
PIGEON cygne, i. 143.
PIGEON héurté, i. 156.
PIGEON Patu plongeur, i. 156.
PIGEON Polonais, i. 144.
PIGEON Romain, i. 142, 144.
PIGEON tambour, i. 154.
PIGEON Turc, i. 139.
PIGEONS, origin of, i. 131-134, 180-204; classified table of breeds of, i. 136; pouter, i. 137-139; carrier, i. 139-142; runt, i. 142-144; barbs, i. 144-146; fantail, i. 146-148; turbit and owl, i. 148-149; tumbler, i. 150-153; Indian frill-back, i. 153; Jacobin, i. 154; trumpeter, i. 154; other breeds of, i. 155-157; differences of, equal to generic,

i. 157-158; individual variations of, i. 158-160; variability of peculiarities characteristic of breeds of, i. 161; sexual variability in, i. 161-162; osteology of, i. 162-167; correlation of growth in, i. 167-171, ii. 321; young of some varieties naked when hatched; i. 170, ii. 332; effects of disease in, i. 172-177; settling and roosting in trees, i. 181; floating in the Nile to drink, i. 181; Dovecot, i. 185-186; arguments for unity of origin of, i. 188-204; feral in various places, i. 190, ii. 33; unity of coloration in, i. 195-197; reversion of mongrel, to coloration of, *C. Ueia*, i. 197-202; history of the cultivation of, i. 203-207; history of the principal races of, i. 207-212; mode of production of races of, i. 212-224; reversion in, ii. 29, 47; by age, ii. 38; produced by crossing in, ii. 40, 48; prepotency of transmission of character in breeds of, ii. 66-67; sexual differences in some varieties of, ii. 74; period of perfect plumage in, ii. 77; effect of segregation on, ii. 86; preferent pairing of, within the same breed, ii. 103; fertility of, increased by domestication, ii. 112, 155; effects of interbreeding and necessity of crossing, 125-126; indifference of, to change of climate, ii. 161; selection of, ii. 195, 199, 204; among the Romans, ii. 202; unconscious selection of, ii. 211, 214; facility of selection of, ii. 234; white, liable to the attacks of hawks, ii. 230; effects of disuse of parts in, ii. 238; fed upon meat, ii. 304; effect of first male upon the subsequent progeny of the female, i. 405; homology of the leg and wing feathers in, ii. 323; union of two outer toes in feather-legged, *ibid.*; correlation of beak, limbs, tongue, and nostrils in, ii. 324; analogous variation in, ii. 349-350; permanence of breeds of, ii. 429.
PIAS, of Swiss lake-dwellings, i. 67-68; types of, derived from *Sus scrofa* and *Sus indica*, i. 65-67; Japanese (*Sus pliociceps*, Gray), figured, i. 69; of Pacific islands, i. 70, ii. 87; modifications of skull in, i. 71-73; length of intestines in, i. 73, ii. 303; period of gestation of, i. 74; number of vertebrae and ribs in, i. 74; anomalous forms, i. 75-76; development of tusks and bristles in, i. 76; striped young of, i. 76-77; reversion of feral, to wild type, i. 77-78, ii. 33, 47; production and changes of breeds of, by intercrossing, i. 78; effects produced by the first male upon the subsequent progeny of the female, i. 404; two-legged race of,

- ii. 4; polydactylism in, ii. 14; cross-reversion in, ii. 33; hybrid, wildness of, ii. 45; monstrous development of a proboscis in, ii. 57; disappearance of tusks in male under domestication, ii. 74; solid hoofed, ii. 429; crosses of, ii. 93, 95; mutual fertility of all varieties of, ii. 110; increased fertility by domestication, ii. 111; ill effects of close interbreeding in, ii. 121-122; influence of selection on, ii. 198; prejudice against certain colours in, ii. 210, 229, 336; unconscious selection of, ii. 214; black Virginian, ii. 227, 336; similarity of the best breeds of, ii. 241; change of form in, ii. 279; effects of disuse of parts in, ii. 299; ears of, ii. 301; correlations in, ii. 327; white, buck-wheat injurious to, ii. 337; tail of, grafted upon the back, ii. 369; extinction of the older races of, ii. 426.
- PIMENTA**, ii. 91.
- PINPERNEL**, ii. 190.
- PINE-APPLE**, sterility and variability of the, ii. 262.
- PINK**, Chinese, 322.
- PINKS**, bad-variation in, i. 381; improvement of, ii. 216.
- Pinus pusillo*, *Mughus*, and *nana*, varieties of *P. sylvestris*, i. 363.
- Pinus sylvestris*, i. 363, ii. 310; hybrids of, with *P. nigricans*, ii. 130.
- PIORRY**, on hereditary disease, ii. 7, 78.
- Pistacia lentiscus*, ii. 274.
- PISTILS**, rudimentary, in cultivated plants, ii. 316.
- PISTOR**, sterility of some mongrel pigeons, i. 192; fertility of pigeons, ii. 112.
- Pisum arvense* and *sativum*, i. 326.
- PITYRIASIS versicolor**, inheritance of, ii. 79.
- PLANCHON**, G., on a fossil vine, i. 332; sterility of *Jussiaea grandiflora* in France, ii. 170.
- PLANE tree**, variety of the, i. 362.
- PLANTIGRADE carnivora**, general sterility of the, in captivity, ii. 151.
- PLANTS**, progress of cultivation of, i. 305-312; cultivated, their geographical derivation, i. 311; crossing of, ii. 98, 99, 127; comparative fertility of wild and cultivated, ii. 112-113; self-impotent, ii. 131-140; dimorphic and trimorphic, ii. 132, 140; sterility of, from changed conditions, ii. 163-165; from contabescence of anthers, ii. 165-166; from monstrosities, ii. 166-167; from doubling of the flowers, ii. 167-168; from seedless fruit, ii. 168; from excessive development of vegetative organs, ii. 168-171; influence of selection on, ii. 190-201; variation by selection, in useful parts of, ii. 217-219; variability of, ii. 237; variability of, induced by crossing, ii. 265; direct action of change of climate on, ii. 277; change of period of vegetation in, ii. 304-305; varieties of, suitable to different climates, ii. 306; correlated variability of, ii. 330-331; antiquity of races of, ii. 429.
- PLASTICITY**, inheritance of, ii. 241.
- PLATEAU**, F., on the vision of amphibious animals, ii. 223.
- Platessa fleuss*, ii. 53.
- PLATO**, notice of selection in breeding dogs by, ii. 212.
- PLICA polonica**, ii. 276.
- PLINY**, on the crossing of shepherd's dogs with the wolf, i. 24; on Pyrrhus' breed of cattle, ii. 202; on the estimation of pigeons among the Romans, i. 205; pears described by, ii. 215.
- PLUM**, i. 345-347; stones figured, i. 345; varieties of the, i. 345-346, ii. 219; bud-variation in the, i. 375; peculiar disease of the, ii. 227; flower-buds of, destroyed by bullfinches, ii. 232; purple-fruited, liable to certain diseases, ii. 336.
- PLUMAGE**, inherited peculiarities of, in pigeons, i. 160-161; sexual peculiarities of, in fowls, i. 251-253.
- PLURALITY of races**, Pouchet's views on, i. 2.
- POA**, seeds of, used as food, i. 308; species of, propagated by bulbets, ii. 170.
- PODOLIAN cattle**, i. 80.
- POINTERS**, modification of, i. 42; crossed with the foxhound, ii. 95.
- POIS sans parchemin**, ii. 231.
- POITEAU**, origin of *Cytinus Adami*, i. 390; origin of cultivated varieties of fruit-trees, ii. 260.
- POLISH fowl**, i. 227, 250, 254, 256-257, 262; skull figured, i. 262; section of skull figured, i. 263; development of protuberance of skull, i. 250; furcula figured, i. 268.
- POLISH**, or Himalayan rabbit, i. 108.
- POLLEN**, ii. 363-364; action of, ii. 108; injurious action of, in some orchids, ii. 134-135; resistance of, to injurious treatment, ii. 164; prepotency of, ii. 187.
- POLLOCK**, Sir F., transmission of variegated leaves in *Balota nigra*, i. 383; on local tendency to variegation, ii. 274.
- POLYANTHUS**, ii. 21.
- POLYDACTYLISM**, inheritance of, ii. 12-16; significance of, ii. 16-17.
- Polypectron*, i. 255.
- PONIES**, most frequent on islands and mountains, i. 52; Japanese, i. 53.
- POOLE**, Col., on striped Indian horses, i.

- 58, 59; on the young of *Asinus indicus*, ii. 43.
- POPLAR**, Lombardy, i. 361.
- POPPY**, on Cuban wild dogs, i. 27.
- POPPY**, found in the Swiss lake-dwellings, i. 317, 319; with the stamens converted into pistils, i. 365; differences of the, in different parts of India, ii. 165; monstrous, fertility of, ii. 166; black-seeded, antiquity of, ii. 429.
- POUCYFINE**, brooding of, in captivity, ii. 152.
- POUCYFINE** family, ii. 4, 76.
- Porphyrio**, brooding of a species of, in captivity, ii. 156.
- PORTAL**, on a peculiar hereditary affection of the eye, ii. 9.
- POSTO** Santo, feral rabbits of, i. 112.
- Potamocharus ponicillatus**, ii. 159.
- POTATO**, i. 330-331; bud-variation by tubers in the, i. 384-385; graft-hybrid of, by union of half-tubers, i. 395; individual self-impotence in the, ii. 137; sterility of, ii. 169; advantage of change of soil to the, ii. 146; relation of tubers and flowers in the, ii. 343.
- POTATO**, sweet, sterility of the, in China, ii. 169; varieties of the, suited to different climates, ii. 309.
- POUCHET**, M., his views on plurality of races, i. 2.
- POUTER** pigeons, i. 137-139; furcula figured, i. 167; history of, i. 207.
- POWIS**, Lord, experiments in crossing humped and English cattle, i. 83, ii. 45.
- POYNTER**, Mr., on a graft-hybrid rose, i. 336.
- PRAIRIE** wolf, i. 22.
- PRECOCITY** of highly-improved breeds, ii. 321.
- PRESOTENCY** of pollen, ii. 187.
- PRESOTENCY** of transmission of character, i. 63, 174; in the Austrian emperors and some Roman families, ii. 63; in cattle, 65-66; in sheep, 66; in cats, *ibid.*; in pigeons, 66-67; in fowls, 67; in plants, *ibid.*; in a variety of the pumpkin, ii. 358; in the jaekel over the dog, *ibid.*; in the ass over the horse, *ibid.*; in the pheasant over the fowl, 68; in the penguin duck over the Egyptian goose, *ibid.*; discussion of the phenomena of, 69-71.
- PRESCOTT**, Mr., on the earliest known European flower-garden, ii. 217.
- PRESSURE**, mechanical, a cause of modification, ii. 344-345.
- PREVOY** and Dumas, on the employment of several spermatozooids to fertilise one ovule, ii. 363.
- PRICE**, Mr., variations in the structure of the feet in horses, i. 50.
- PRICHARD**, Dr., on polydactylism in the negro, ii. 14; on the Lambert family, ii. 77; on an albino negro, ii. 229; on *Plicia polonica*, ii. 276.
- PRIMROSE**, ii. 21; double, rendered single by transplantation, ii. 167.
- Prinula*, intercrossing of species of, i. 336; contabescence in, ii. 166; hose and hose, i. 365; with coloured calyces, sterility of, ii. 169.
- Prinula sinensis*, reciprocally dimorphic, ii. 132.
- Prinula veris*, ii. 21, 109, 182.
- Prinula vulgaris*, ii. 21, 109.
- PRINCE**, Mr., on the intercrossing of strawberries, i. 352.
- Procyon*, sterility of, in captivity, ii. 152.
- PROLIFICACY**, increased by domestication, ii. 174.
- PROPAGATION**, rapidity of, favourable to selection, ii. 297.
- PROTOZOA**, reproduction of the, ii. 376.
- Prunus armeniaca*, i. 344-345.
- Prunus avium*, i. 347.
- Prunus cerasus*, i. 347, 375.
- Prunus domestica*, i. 345.
- Prunus insulitia*, i. 345-347.
- Prunus spinosa*, i. 345.
- PRUSSIA**, wild horses in, i. 60.
- Ptiliacus erithacus*, ii. 155.
- Ptiliacus macoa*, ii. 155.
- Psophia*, general sterility of, in captivity, ii. 157.
- PTARMIGAN** fowls, i. 228.
- Pulex penetrans*, ii. 275.
- PUMPKINS**, i. 337.
- PUNO** ponies of the Cordillera, i. 52.
- PURSER**, Mr. on *Cygnus Adami*, i. 389.
- PUSEY**, Mr., preference of hares and rabbits for common rye, ii. 232.
- PUSCHKE** and Vertuch, varieties of the potato, i. 330.
- PUVIS**, effects of foreign pollen on apples, i. 401; supposed non-variability of monotypic genera, ii. 266.
- Pyrrhula vulgaris*, ii. 232; assumption of the hen-plumage by the male, in confinement, ii. 158.
- PYRRHUS**, his breed of cattle, ii. 202.
- Pyrus*, fastigate Chinese species of, ii. 277.
- Pyrus acerba*, i. 348.
- Pyrus aucuparia*, ii. 230.
- Pyrus communis*, i. 350, 376.
- Pyrus malus*, i. 348, 376.
- Pyrus parodisiaca*, i. 348.
- Pyrus praxos*, i. 348.
- QUAGGA**, effect of fecundation by, on the subsequent progeny of a mare, i. 403-404.
- QUATREPAGE**, A. de, on the burrowing of

- a bitch to litter, i. 77; selection in the silkworm, i. 301; development of the wings in the silkworm, i. 303, ii. 298; on varieties of the mulberry, i. 334; special raising of eggs of the silkworm, ii. 197; on disease of the silkworm, ii. 228; on monstrosities in insects, ii. 269, 291; on the Anglo-Saxon race in America, ii. 276; on a change in the breeding season of the Egyptian goose, ii. 304; fertilisation of the *Teredo*, ii. 363; tendency to similarity in the best races, ii. 241; on his "*tourbillon vital*," ii. 61; on the independent existence of the sexual elements, ii. 360.
- Quercus cerris*, i. 363.
- Quercus robur* and *pedunculata*, hybrids of, ii. 130.
- QUINCE, pears grafted on the, ii. 250.
- RABBITS, domestic, their origin, i. 103-105; of Mount Sinai and Algeria, i. 105; breeds of, i. 105-111; Himalayan, Chinese, Polish, or Russian, i. 108-111, ii. 97; feral, i. 111-115; of Jamaica, i. 112; of the Falkland islands, i. 112; of Porto Santo, i. 112-115, ii. 103, 279; osteological characters of, i. 115-129; discussion of modifications in, i. 129-130; one-eyed, transmission of peculiarity of, ii. 12; reversion in feral, ii. 33; in the Himalayan, ii. 41; crossing of white and coloured Angora, ii. 92; comparative fertility of wild and tame, ii. 111; high-bred, often bad breeders, ii. 121; selection of, ii. 204; white, liable to destruction, ii. 230; effects of disuse of parts in, ii. 298; skull of, affected by drooping ears, ii. 301; length of intestines in, ii. 303; correlation of ears and skull in, ii. 324-325; variations in skull of, ii. 350; periosteum of a dog producing bone in, ii. 369.
- RACE-HORSE, origin of, i. 54.
- RACES, modification and formation of, by crossing, ii. 95-99; natural and artificial, ii. 245; Pouchet's views on plurality of, i. 2; of pigeons, i. 207-212.
- RADISHES, i. 326; crossing of, ii. 90; varieties of, ii. 217-218.
- RADCLIFFE, W. F., effect of climate and soil on strawberries, i. 354; constitutional differences in roses, i. 367.
- RADIKOPES, retrogressive metamorphosis in mosses and algae, ii. 361.
- RAFFLES, Sir Stamford, on the crossing of Javanese cattle with *Bos sondaicus*, ii. 206.
- RAM, goat-like, from the Cape of Good Hope, ii. 66.
- RANCHIN, heredity of diseases, ii. 7.
- RANGE of gallinaceous birds on the Himalaya, i. 237.
- Ranunculus ficaria*, ii. 170.
- Ranunculus repens*, ii. 168.
- RAPE, i. 325.
- Raphanus sativus*, ii. 343.
- RASPBERRY, yellow-fruited, ii. 230.
- RATTLE-SNAKE, experiments with poison of the, ii. 289.
- RAVEN, stomach of, affected by vegetable diet, ii. 302.
- RAWSON, A., self-impotence in hybrids of *Gladiolus*, ii. 139-140.
- RÉ, Le Comte, on the assumption of a yellow colour by all varieties of maize, i. 321.
- RÉAUMUR, effect of confinement upon the cock, ii. 52; fertility of fowls in most climates, ii. 161.
- REED, Mr., atrophy of the limbs of rabbits, consequent on the destruction of their nerves, ii. 297.
- REGENERATION of amputated parts in man, ii. 14; in the human embryo, ii. 15; in the lower vertebrata, insects, and myriapoda, *ibid.*
- REINDEER, individuals recognised by the Laplanders, ii. 251.
- RENIER, early cultivation of the cabbage by the Celts, i. 324.
- REISEK, experiments in crossing *Cybtis purpurens* and *labarum*, i. 389; modification of a *Thesium* by *Æcidium*, ii. 284.
- RELATIONS, characters of, reproduced in children, ii. 34.
- RENGER, occurrence of jaguars with crooked legs in Paraguay, i. 17; naked dogs of Paraguay, i. 23, 31, ii. 93, 102; feral dogs of La Plata, i. 27; on the aguara, i. 26; cats of Paraguay, i. 46, ii. 86, 151; dogs of Paraguay, ii. 87; feral pigs of Buenos Ayres, i. 77; on the refusal of wild animals to breed in captivity, ii. 149; on *Dicotyles labiatus*, ii. 150; sterility of plantigrade carnivora in captivity, ii. 152; on *Cavia aperea*, ii. 152; sterility of *Cebus azarae* in captivity, ii. 153; abortions produced by wild animals in captivity, ii. 158.
- REPRODUCTION, sexual and asexual, contrasted, ii. 361; unity of forms of, ii. 383; antagonism of, to growth, ii. 384.
- Reesda odorata*, ii. 237.
- RETINITIS, pigmentary, in deaf-mutes, ii. 328.
- REVERSION, ii. 28-29, 372-373, 396, 398-402; in pigeons, ii. 29; in cattle, ii. 29-30; in sheep, ii. 39; in fowls, ii. 31; in the heart-sense, *ibid.*; in vegetables, *ibid.*; in feral animals and plants, ii. 32-34; in

- characters derived from a previous cross in man, dogs, pigeons, pigs, and fowls, ii. 34-35; in hybrids, ii. 36; by bud-propagation in plants, ii. 36-38; by age in fowls, cattle, &c., ii. 38-39; caused by crossing, ii. 39-51; explained by latent characters, ii. 51-56; producing monstrosities, ii. 57; producing peloric flowers, ii. 58-60; of feral pigs to the wild type, i. 77-78; of supposed feral rabbits to the wild type, i. 104, 111, 115; of pigeons, in coloration, when crossed, i. 197-202; in fowls, i. 233-246; in the silkworm, i. 302; in the pansy, i. 369; in a pelargonium, i. 378; in *Chrysanthemum*, i. 379; of varieties of the China rose in St. Domingo, i. 380; by buds in pinks and carnations, i. 381; of lacinated varieties of trees to the normal form, i. 382; in variegated leaves of plants, i. 383-384; in tulips, i. 386; of suckers of the seedless barberry to the common form, i. 384; by buds in hybrids of *Tropaeolum*, i. 392; in plants, i. 409; of crossed peloric snapdragons, ii. 71; analogous variations due to, ii. 349-351.
- REYNIER**, selection practised by the Celts, ii. 202-203.
- RHINOCEROS**, breeding in captivity in India, ii. 150.
- Rhododendron*, hybrid, ii. 265.
- Rhododendron ciliatum*, ii. 277.
- Rhododendron Dalhousie*, effect of pollen of *R. Nuttallii* upon, i. 400.
- RHUBARB**, not medicinal when grown in England, ii. 274.
- Ribes grossularia*, i. 354-356, 376.
- Ribes rubrum*, i. 376.
- RIBS**, number and characters of, in fowls, i. 267; characters of, in ducks, i. 283-284.
- RICE**, Imperial, of China, ii. 205; Indian varieties of, ii. 256; variety of, not requiring water, ii. 305.
- RICHARDSON**, H. D., on jaw-appendages in Irish pigs, i. 76; management of pigs in China, i. 68; occurrence of striped young in Westphalian pigs, i. 76; on crossing pigs, ii. 95; on interbreeding pigs, ii. 122; on selection in pigs, ii. 194.
- RICHARDSON**, Sir John, observations on the resemblance between North American dogs and wolves, i. 21-22; on the burrowing of wolves, i. 27; on the broad feet of dogs, wolves, and foxes in North America, i. 40; on North American horses scraping away the snow, i. 53.
- Ricinus*, annual in England, ii. 305.
- RIEDEL**, on the "Bagadotte" pigeon, i. 141; on the Jacobin pigeon, i. 154; fertility of hybrid pigeons, i. 192.
- RINDERPEST**, ii. 378.
- RISSE**, on varieties of the orange, i. 336, ii. 308, 331.
- RIVERS**, Lord, on the selection of greyhounds, ii. 235.
- RIVERS**, Mr., persistency of characters in seedling potatoes, i. 331; on the peach, i. 338, 339; persistency of races in the peach and nectarine, i. 339, 340; connexion between the peach and the nectarine, i. 340; persistency of character in seedling apricots, i. 344; origin of the plum, i. 345; seedling varieties of the plum, i. 346; persistency of character in seedling plums, i. 347; bud-variation in the plum, i. 375; plum, attacked by bullfinches, ii. 232; seedling apples with surface-roots, i. 349; variety of the apple found in a wood, ii. 260; on roses, i. 366-367; bud-variation in roses, i. 379-381; production of Provence roses from seeds of the moss-rose, i. 380; effect produced by grafting on the stock in jessamine, i. 394; in the ash, i. 394; on grafted hazels, i. 395; hybridisation of a weeping thorn, ii. 18; experiments with the seed of the weeping elm and ash, ii. 19; variety of the cherry with curled petals, ii. 232.
- RIVIÈRE**, reproduction of *Oncidium Cavendishianum*, ii. 133.
- ROBERTS**, Mr., on inheritance in the horse, ii. 10.
- ROBERTSON**, Mr., on glandular-leaved peaches, i. 343.
- ROBNET**, on the silkworm, i. 301-304, ii. 197.
- Robinia*, ii. 274.
- ROBSON**, Mr., deficiencies of half-bred horses, ii. 11.
- ROBSON**, Mr., on the advantage of change of soil to plants, ii. 146-147; on the growth of the verbena, ii. 273; on broccoli, ii. 310.
- ROCK** pigeon, measurements of the, i. 134; figured, i. 135.
- RODENTS**, sterility of, in captivity, ii. 152.
- Rodriguezia*, ii. 134, 135.
- RODWELL**, J., poisoning of horses by milled wheat tares, ii. 337.
- ROHLFUND**, feral humped cattle in, i. 79.
- ROLLS**, F., on the history of the peach, ii. 308.
- ROLLER-PIGEONS**, Dutch, i. 151.
- ROLLESTON**, Prof., incisor teeth affected in form in cases of pulmonary tubercle, ii. 332.
- ROMANS**, estimation of pigeons by, i. 205; breeds of fowls possessed by, i. 231, 247.

- ROOKS, pied, ii. 77.
Rosa, cultivated species of, i. 366.
Rosa decussata, graft-hybrid produced by, on the white Banksian rose, i. 396.
Rosa indica and *centifolia*, fertile hybrids of, i. 366.
Rosa spinosissima, history of the culture of, i. 367.
 ROSELLINI, on Egyptian dogs, i. 17.
 ROSES, i. 366-367; origin of, i. 364; bud-variation in, i. 379-381; Scotch, doubled by selection, ii. 200; continuous variation of, ii. 241; effect of seasonal conditions on, ii. 273; noisette, ii. 308; galls of, ii. 284.
 ROCENNAIS rabbit, i. 105.
 ROULIN, on the dogs of Juan Fernandez, i. 27; on South American cats, i. 46; striped young pigs, i. 77; feral pigs in South America, i. 78, ii. 33; on Columbian cattle, i. 88, ii. 205, 226; effects of heat on the hides of cattle in South America, i. 92; fleece of sheep in the hot valleys of the Cordilleras, i. 98; diminished fertility of these sheep, ii. 161; on black-boned South American fowls, i. 258; variation of the guinea-fowl in tropical America, i. 294; frequency of striped legs in mules, ii. 42; geese in Bogota, ii. 161; sterility of fowls introduced into Bolivia, ii. 162.
 ROY, M., on a variety of *Magnolia grandiflora*, ii. 308.
 ROYLE, Dr., Indian varieties of the mulberry, i. 334; on *Agave vivipara*, ii. 169; variety of rice not requiring irrigation, ii. 305; sheep from the Cape in India, ii. 306.
 RUBUS, pollen of, ii. 268.
 RUDIMENTARY organs, i. 12, ii. 315-318.
 RUPZ de LAVISON, extinction of breeds of dogs in France, ii. 425.
 RUMINANTS, general fertility of, in captivity, ii. 150.
 RUMPLESS fowls, i. 230.
 RUNTS, i. 142-144; history of, i. 210; lower jaws and skull figured, i. 164-165.
 RUSSIAN or Himalayan rabbit, i. 108.
 RÜTIMAYER, Prof., dogs of the Neolithic period, i. 19; horses of Swiss lake-dwellings, i. 49; diversity of early domesticated horses, i. 51; pigs of the Swiss lake-dwellings, i. 65, 67-68; on humped cattle, i. 80; parentage of European breeds of cattle, i. 80, 81, ii. 427; on "Niata" cattle, i. 89; sheep of the Swiss lake-dwellings, i. 94, ii. 427; goats of the Swiss lake-dwellings, i. 101; absence of fowls in the Swiss lake-dwellings, i. 246; on crossing cattle, ii. 98; differences in the bones of wild and domesticated animals, ii. 279; decrease in size of wild European animals, ii. 427.
 RYE, wild, De Candolle's observations on, i. 313; found in the Swiss lake-dwellings, i. 319; common, preferred by hares and rabbits, ii. 232; less variable than other cultivated plants, ii. 254.
 SABINE, Mr., on the cultivation of *Rosa spinosissima*, i. 367; on the cultivation of the dahlia, i. 369-370, ii. 261; effect of foreign pollen on the seed-vessel in *Amaryllis vittata*, i. 400.
 ST. ANGE, influence of the pelvis on the shape of the kidneys in birds, ii. 344.
 ST. DOMINGO, wild dogs of, i. 28; bud-variation of dahlias in, i. 385.
 ST. HILAIRE, Aug., milk furnished by cows in South America, ii. 300; husked form of maize, i. 320.
 ST. JOHN, C., feral cats in Scotland, i. 47; taming of wild ducks, i. 278.
 ST. VALERY apple, singular structure of the, i. 350; artificial fecundation of the, i. 401.
 ST. VITUS' Dance, period of appearance of, ii. 77.
 SAGERET, origin and varieties of the cherry, i. 347-348; origin of varieties of the apple, i. 350; incapacity of the cucumber for crossing with other species, i. 359; varieties of the melon, i. 360; supposed twin-mongrel melon, i. 391; crossing melons, ii. 108, 129; on gourds, ii. 108; effects of selection in enlarging fruit, ii. 217; on the tendency to depart from type, ii. 241; variation of plants in particular soils, ii. 278.
 SALAMANDER, experiments on the, ii. 293, 341; regeneration of lost parts in the, ii. 15, 376, 385.
Salamandra cristata, polydactylism in, ii. 14.
 SALISBURY, Mr., on the production of nectarines by peach-trees, i. 341; on the dahlia, i. 369-370.
Salix, intercrossing of species of, i. 336.
Salix humilis, galls of, ii. 282, 283.
 SALLÉ, feral guinea-fowl in St. Domingo, i. 294.
 SALMON, early breeding of male, ii. 384.
 SALTER, Mr., on bud-variation in pelargoniums, i. 378; in the *Chrysanthemum*, i. 379; transmission of variegated leaves by seed, i. 383; bud-variation by suckers in *Phlox*, i. 384; application of selection to bud-varieties of plants, i. 411; accumulative effect of changed conditions of life, ii. 262; on the variegation of strawberry leaves, ii. 274.
 SALTER, S. J., hybrids of *Gallus Sonneratii*

- and the common fowl, i. 234, ii. 45; crossing of races or species of rats, ii. 87-88.
- SAMESREUTHER, on inheritance in cattle, ii. 10.
- SANDFORD. See DAWKINS.
- SAP, ascent of the, ii. 296.
- Saponaria calabrica*, ii. 20.
- SARDINIA, ponies of, i. 52.
- SARS, on the development of the hydroïda, ii. 368.
- SATIATION of the stigma, i. 402-403.
- Sataria pyri*, sterility of, in confinement, ii. 157.
- SAUL, on the management of prize geese-berries, i. 356.
- SAUVIGNY, varieties of the goldfish, i. 296.
- SAVAGES, their indiscriminate use of plants as food, i. 307-310; fondness of, for taming animals, ii. 160.
- SAVI, effect of foreign pollen on maize, i. 400.
- Saxifraga gemm.* ii. 166.
- SAYZID MOHAMMED MUSANI, on carrier-pigeons, i. 141; on a pigeon which utters the sound "Yahu," i. 155.
- SCANDERBOONS (pigeons), i. 142, 143.
- SCANIA, remains of *Bos frontosus* found in, i. 81.
- SCAPULA, characters of, in rabbits, i. 123; in fowls, i. 268; in pigeons, i. 167; alteration of, by distuse, in pigeons, i. 175.
- SCARLET fever, ii. 276.
- SCHLAFFHAUSEN on the horses represented in Greek statues, ii. 213.
- SCHACHT, H., on adventitious buds, ii. 384.
- SCHLEIDEN, excess of nourishment a cause of variability, ii. 257.
- SCHOMBURGK, Sir R., on the dogs of the Indians of Guiana, i. 19, 23, ii. 206; on the musk duck, i. 182; bud-variation in the Banana, i. 377; reversion of varieties of the China rose in St. Domingo, i. 380; sterility of tame parrots in Guiana, ii. 155; on *Desmodium viduata*, ii. 157; selection of fowls in Guiana, ii. 209.
- SCHREIBERS, on *Proteus*, ii. 297.
- Sciuropterus voluella*, ii. 152.
- Sciurus palmarum* and *cincera*, ii. 152.
- SCLATER, P. L., on *Asinus tenuis*, i. 62, ii. 41; on *Asinus indicus*, ii. 42; striped character of young wild pigs, i. 70; osteology of *Gallinula nesiotis*, i. 287; on the black-shouldered peacock, i. 290; on the breeding of birds in captivity, ii. 157.
- SCHMERLING, Dr., varieties of the dog, found in a cave, i. 19.
- SCOTCH fir, local variation of, i. 363.
- SCOTCH kail and cabbage, cross between, ii. 98.
- SCOTT, John, irregularities in the sex of the flowers of Maize, i. 321; bud-variation in *Imatophyllum miniatum*, i. 385; crossing of species of *Verbascum*, ii. 106-107; experiments on crossing *Primula*, ii. 109; reproduction of orchids, ii. 133; fertility of *Oncidium divaricatum*, ii. 164; acclimatisation of the sweet pea in India, ii. 311; number of seeds in *Acropera* and *Gongora*, ii. 379.
- SCOTT, Sir W., former range of wild cattle in Britain, i. 85.
- SCORPE, on the Scotch deerhound, ii. 73, 121.
- SERBRIGHT, Sir John, effects of close interbreeding in dogs, ii. 121; care taken by, in selection of fowls, ii. 197.
- Secale cereale*, ii. 254.
- SEDGWICK, W., effects of crossing on the female, i. 404; on the "Porcupine-man," ii. 4; on hereditary diseases, ii. 7; hereditary affections of the eye, ii. 9, 78-79; inheritance of polydactylism and anomalies of the extremities, ii. 13-14; morbid uniformity in the same family, ii. 17; on deaf-mutes, ii. 22; inheritance of injury to the eye, ii. 24; atavism in diseases and anomalies of structure, ii. 34; non-reversion to night-blindness, ii. 36; sexual limitation of the transmission of peculiarities in man, ii. 72-73; on the effects of hard-drinking, ii. 289; inherited baldness with deficiency of teeth, ii. 326-327; occurrence of a molar tooth in place of an incisor, ii. 391; diseases occurring in alternate generations, ii. 401.
- SEDLLOT, on the removal of portions of bone, ii. 296.
- SEEDS, early selection of, ii. 204; rudimentary, in grapes, ii. 316; relative position of, in the capsule, ii. 345.
- SEEDS and buds, close analogies of, i. 411.
- SEEMANN, B., crossing of the wolf and Esquimaux dog, i. 22.
- SELBY, P. J., on the bud-destroying habits of the bullfinch, ii. 232.
- SELECTION, ii. 192-249; methodical, i. 214, ii. 194-210; by the ancients and semi-civilised people, ii. 201-210; of trifling characters, ii. 208-210; unconscious, i. 214, 217, ii. 174, 210-217; effects of, shown by differences in most valued parts, ii. 217-220; produced by accumulation of variability, ii. 220-223; natural, as affecting domestic productions, ii. 185-189, 224-233; as the origin of species, genera and other groups, ii. 429-432; circumstances favourable to, ii. 233-239; tendency of towards ex-

- tremes, ii. 239-242; possible limit of, ii. 242; influence of time on, ii. 243-244; summary of subject, ii. 246-249; effects of, in modifying breeds of cattle, i. 92, 93; in preserving the purity of breeds of sheep, i. 99-100; in producing varieties of pigeons, i. 213-218; in breeding fowls, i. 232-233; in the goose, i. 289; in the canary, i. 295; in the goldfish, i. 296; in the silkworm, i. 300-301; contrasted in cabbages and cereals, i. 323; in the white mulberry, i. 334; on gooseberries, i. 356; applied to wheat, i. 317-318; exemplified in carrots, &c., i. 326; in the potato, i. 331; in the melon, i. 360; in flowering plants, i. 365; in the hyacinth, i. 371; applied to bud-varieties of plants, i. 411; illustrations of, ii. 421-428.
- SELECTION, SEXUAL, ii. 75.
- SELF-IMPOTENCE in plants, ii. 131-140; in individual plants, ii. 136-138; of hybrids, ii. 174.
- SILWYN, Mr., on the Dingo, i. 26.
- SILYS-LONGCHAMPS, on hybrid ducks, i. 190, ii. 46, 157; hybrid of the hook-billed duck and Egyptian goose, i. 282.
- SERINGE, on the St. Valery apple, i. 350.
- SERPENT Melon, i. 360.
- SERRES, Olivier de, wild poultry in Guiana, i. 237.
- SESAMUM, white-seeded, antiquity of the, ii. 429.
- Setaria*, found in the Swiss lake-dwellings, i. 317.
- SETTERS, degeneration of, in India, i. 38; Youatt's remarks on, i. 41.
- SEX, secondary characters of, latent, ii. 51-52; of parents, influence of, on hybrids, ii. 267.
- SEXUAL characters, sometimes lost in domestication, ii. 74.
- SEXUAL limitation of characters, ii. 71-75.
- SEXUAL peculiarities, induced by domestication in sheep, i. 95; in fowls, i. 251-257; transfer of, i. 253-257.
- SEXUAL variability in pigeons, i. 161-162.
- SEXUAL selection, ii. 75.
- SHADDOCK, i. 335.
- SHAILER, Mr., on the moss-rose, i. 379-380.
- SHANGHAI fowls, i. 227.
- SHANGHAI sheep, their fecundity, i. 97.
- SHAN ponies, striped, i. 58.
- SHEEP, disputed origin of, i. 94; early domestication of, i. 94; large-tailed, i. 94, 95, 98, ii. 279; variations in horns, markings and other characters of, i. 95; sexual characters of, induced by domestication, i. 95, 96; adaptation of, to climate and pasture, i. 96, 97; periods of gestation of, i. 97; effect of heat on the fleece of, i. 98-99, ii. 278; effect of selection on, i. 99-101; "ancon" or "otter" breeds of, i. 17, 92, 100; "Mauchamp-merino," i. 100-101; cross of German and merino, ii. 85-89; black, of the Tarentino, ii. 227; Karakool, ii. 278; Jaffna, with callosities on the knees, ii. 302; Chinese, ii. 315; Danish, of the bronze period, ii. 427; polydactylism in, ii. 14; occasional production of horns in hornless breeds of, ii. 30; reversion of colour in, ii. 30; influence of male, on offspring, ii. 68; sexual differences in, ii. 73; influence of crossing or segregation on, ii. 86, 95-96, 102-103; interbreeding of, ii. 119-120; effect of nourishment on the fertility of, ii. 111-112; diminished fertility of, under certain conditions, ii. 161; unconscious selection of, ii. 213; natural selection in breeds of, ii. 224, 225, 227; reduction of bones in, ii. 242; individual differences of, ii. 251; local changes in the fleece of, in England, ii. 278; partial degeneration of, in Australia, ii. 278; with numerous horns, ii. 291; correlation of horns and fleece in, ii. 326; feeding on flesh, ii. 303; acclimatization of, ii. 305-306; mountain, resistance of, to severe weather, ii. 312; white, poisoned by *Hypericum crispum*, ii. 337.
- SHEEP dogs resembling wolves, i. 24.
- SHELLS, sinistral and dextral, ii. 53.
- SHERIFF, Mr. new varieties of wheat, i. 315, 317; on crossing wheat, ii. 104-105; continuous variation of wheat, ii. 241.
- SIAM, cats of, i. 47; horses of, i. 53.
- SHIRLEY, E. P., on the fallow-deer, ii. 103, 120.
- SHORT, D., hybrids of the domestic cat and *Felis ornata*, i. 45.
- SIBERIA, northern range of wild horses in, i. 52.
- SICHEL, J., on the deafness of white cats with blue eyes, ii. 329.
- SIDNEY, S., on the pedigrees of pigs, ii. 3; on cross-reversion in pigs, ii. 55; period of gestation in the pig, i. 74; production of breeds of pigs by intercrossing, i. 78, 95; fertility of the pig, ii. 112; effects of interbreeding on pigs, ii. 121-122; on the colours of pigs, ii. 210, 229.
- SIBOLD, on the sweet potato, ii. 309.
- SIBOLD, von Carl, on parthenogenesis, ii. 364.
- Silene*, contabescence in, ii. 166.
- SILK-POWLS, i. 230, ii. 67, 69.

- SILK-MOTH, *Attiny*, ii. 306, 312; Tarroo, ii. 157.
- SILK-MOTHS, i. 300-304; domesticated species of, i. 300; history of, *ibid.*; causes of modification in, i. 300-301; differences presented by, i. 301-304; crossing of, ii. 98; disease in, ii. 228; effects of disease of parts in, ii. 298; selection practised with, ii. 197, 199; variation of, ii. 236; parthenogenesis in, ii. 364.
- SILKWORMS, variations of, i. 301-302; yielding white cocoons, less liable to disease, ii. 336.
- SILVER-GREY rabbit, i. 108, 111, 120.
- SIMONDS, J. B., period of maturity in various breeds of cattle, i. 87; differences in the periods of dentition in sheep, i. 96; on the teeth in cattle, sheep, &c., ii. 322; on the breeding of superior rams, ii. 196.
- SIMON, on the raising of eggs of the silk-moth in China, ii. 197.
- SIMPSON, Sir J., regenerative power of the human embryo, ii. 15.
- Sirodon*, breeding in the branchiferous stage, ii. 384.
- SISKIN, breeding in captivity, ii. 154.
- Sicatherium*, resemblance of the, to Ninta cattle, i. 89.
- SIZE, difference of, an obstacle to crossing, ii. 101.
- SKIN, and its appendages, homologous, ii. 325; hereditary affections of the, ii. 79.
- SKIRVING, R. S., on pigeons settling on trees in Egypt, i. 181.
- SKULL, characters of the, in breeds of dogs, i. 34; in breeds of pigs, i. 71; in rabbits, i. 116-120, 127; in breeds of pigeons, i. 163-165; in breeds of fowls, i. 260-266; in ducks, i. 282-283.
- SKULL and horns, correlation of the, ii. 333.
- SKYLARK, ii. 154.
- SLEEMAN, on the Cheetah, ii. 151.
- SLOE, i. 345.
- SMALL-POX, ii. 378.
- SMITER (pigeon), i. 156.
- SMITH, Sir A., on Caffrarian cattle, i. 88; on the use of numerous plants as food in South Africa, i. 397.
- SMITH, Colonel Hamilton, on the odour of the jackal, i. 30; on the origin of the dog, i. 16; wild dogs in St. Domingo, i. 28; on the Thibet mastiff and the alca, i. 28-29; development of the fifth toe in the hind feet of mastiffs, i. 35; differences in the skull of dogs, i. 34; history of the pointer, i. 42; on the ears of the dog, ii. 301; on the breeds of horses, i. 49; origin of the horse, i. 51; dapping of horses, i. 55; striped horses in Spain, i. 58; original colour of the horse, i. 60; on horses scraping away snow, i. 52; on *Asinus hemionus*, ii. 43; feral pigs of Jamaica, i. 77-78.
- SMITH, Sir J. E., production of nectarines and peaches by the same tree, i. 340; on *Viola amara*, i. 368; sterility of *Vinea minor* in England, ii. 170.
- SMITH, J., development of the ovary in *Bonatea speciosa*, by irritation of the stigma, i. 403.
- SMITH, N. H., influence of the bull "Favourite" on the breed of Short-horn cattle, ii. 65.
- SMITH, W., on the inter-crossing of strawberries, i. 352.
- SNAKE-RAT, ii. 87, 88.
- SNAKES, form of the viscera in, ii. 344.
- SNAPDRAGON, bud-variation in, i. 381; non-inheritance of colour in, ii. 21; peloric, crossed with the normal form, ii. 70, 93; asymmetrical variation of the, ii. 322.
- SOIL, adaptation of plums to, i. 346; influence of, on the zones of pelargoniums, i. 366; on roses, i. 367; on the variegation of leaves, i. 383; advantages of change of, ii. 146-148.
- SOIL and climate, effects of, on strawberries, i. 353.
- Solanum*, non-intercrossing of species of, ii. 91.
- Solanum tuberosum*, i. 330-331.
- SOLID-HOOFED pigs, i. 75.
- SOLOMON, his stud of horses, i. 55.
- SOMERVILLE, Lord, on the fleece of Merino sheep, i. 99; on crossing sheep, ii. 120; on selection of sheep, ii. 195; diminished fertility of Merino sheep brought from Spain, ii. 161.
- SOOTY fowls, i. 230, 256.
- SOTO, Ferdinand de, on the cultivation of native plants in Florida, i. 312.
- Sorghum*, i. 371.
- SPAIN, hawthorn monogynous in, i. 364.
- SPALLANZANI, on feral rabbits in Lipari, i. 113; experiments on salamanders, ii. 15, 293, 385; experiments in feeding a pigeon with meat, ii. 304.
- SPANIELS, in India, i. 38; King Charles's, i. 41; degeneration of, caused by interbreeding, ii. 121.
- SPANISH fowls, i. 227, 250, 253; figured, i. 226; early development of sexual characters in, i. 250, 251; furcula of, figured, i. 268.
- SPECIES, difficulty of distinguishing from varieties, i. 4; conversion of varieties into, i. 5; origin of, by natural selection, ii. 414-415; by mutual sterility of varieties, ii. 183-189.

- SPENCER, Lord, on selection in breeding, ii. 195.
- SPENCER, Herbert, on the "survival of the fittest," i. 6; increase of fertility by domestication, ii. 111; on life, ii. 148, 177; changes produced by external conditions, ii. 281; effects of use on organs, ii. 295, 296; ascent of the sap in trees, ii. 296; correlation exemplified in the Irish elk, ii. 333-334; on "physiological units," ii. 375; antagonism of growth and reproduction, ii. 384; formation of ducts in plants, ii. 399.
- SPERMATOPHYTES of the cephalopoda, ii. 383.
- SPERMATOZOIDS, ii. 363-364; apparent independence of, in insects, ii. 384.
- SPHINGIDÆ, sterility of, in captivity, ii. 157.
- SPINOLA, on the injurious effect produced by flowering buckwheat on white pigs, ii. 337.
- SPITZ dog, i. 31.
- SPOONER, W. C., cross-breeding of sheep, i. 100, ii. 95-96, 120; on the effects of crossing, ii. 96-97; on crossing cattle, ii. 118; individual sterility, ii. 162.
- SPORES, reproduction of abnormal forms by, i. 383.
- SPORTS, i. 373; in pigeons, i. 213.
- SPOT pigeon, i. 156, 207.
- SPRENGEL, C. K., on dichogamous plants, ii. 90; on the hollyhock, ii. 167; on the functions of flowers, ii. 175.
- SPROULE, Mr., inheritance of cleft-palate and hare-lip, ii. 24.
- SPURS, of fowls, i. 255; development of, in hens, ii. 318.
- SQUASHES, i. 357.
- SQUINTING, hereditary, ii. 9.
- SQUIRRELS, generally sterile in captivity, ii. 152.
- SQUIRRELS, flying, breeding in confinement, ii. 152.
- "STAARHÅLSIGE Traube," i. 161.
- STAG, one-horned, supposed heredity of character in, ii. 12; degeneracy of, in the Highlands, ii. 208.
- STAMENS, occurrence of rudimentary, ii. 316; conversion of, into pistils, i. 365; into petals, ii. 392.
- Staphylea*, ii. 168.
- STEENSTRUP, Prof., on the dog of the Danish Middens, i. 18; on the obliquity of flounders, ii. 53.
- STEINAN, J., on hereditary diseases, ii. 7, 79.
- STERILITY, in dogs, consequent on close confinement, i. 32; comparative, of crosses, ii. 103, 104; from changed conditions of life, ii. 148-165; occurring in the descendants of wild animals bred in captivity, ii. 160; individual, ii. 162; resulting from propagation by buds, cuttings, bulbs, &c., ii. 169; in hybrids, ii. 178-180, 386, 410-411; in specific hybrids of pigeons, i. 193; as connected with natural selection, ii. 185-189.
- STERNUM, characters of the, in rabbits, i. 123; in pigeons, i. 167, 174-175; in fowls, i. 268, 273; effects of disuse on the, i. 174-175, 273.
- STEPHENS, J. F., on the habits of the *Bombayidae*, i. 303.
- STEWART, H., on hereditary disease, ii. 79.
- STIGMA, variation of the, in cultivated Cucurbitaceæ, i. 359; satiation of the, i. 402-403.
- STOCKS, bad-variation in, i. 381; effect of crossing upon the colour of the seed of, i. 398-399; true by seed, ii. 20; crosses of, ii. 93; varieties of, produced by selection, ii. 219; reversion by the upper seeds in the pods of, ii. 347-348.
- STOCKHOLM, fruit-trees of, ii. 307.
- STOKES, Prof., calculation of the chance of transmission of abnormal peculiarities in man, ii. 5.
- STOLONS, variations in the production of, by strawberries, i. 353.
- STOMACH, structure of the, affected by food, ii. 302.
- STONE in the bladder, hereditary, ii. 8, 79.
- STRAWBERRIES, i. 351-354; remarkable varieties of, i. 352-353; hantbois, diocious, i. 353; selection in, ii. 200; mildew of, ii. 228; probable further modification of, ii. 243; variegated, effects of soil on, ii. 274.
- STRICKLAND, A., on the domestication of *Anser ferus*, i. 287; on the colour of the bill and legs in geese, i. 288.
- Strictanax*, i. 183.
- STRIPES on young of wild swine, i. 76; of domestic pigs of Turkey, Westphalia, and the Zambesi, i. 76-77; of feral swine of Jamaica and New Granada, i. 77; of fruit and flowers, i. 400, ii. 37; in horses, i. 56-60; in the ass, i. 62-63; production of, by crossing species of Equids, ii. 42-43.
- Strix grallaria*, ii. 302.
- Strix passerina*, ii. 154.
- "STRUPP-TAUBE," i. 155.
- STRUTHERS, Mr., osteology of the feet in solid-hoofed pigs, i. 75; on polydactylism, ii. 13-14.
- STEM, propotency of transmission of characters in sheep and cattle, ii. 66; absorption of the minority in crossed races, ii. 88; correlation of twisted horns and curled wool in sheep, ii. 326.

- SUB-SPECIES, wild, of *Columba livia* and other pigeons, i. 204.
- SUCCESSION, geological, of organisms, i. 11.
- SUCKERS, bud-variation by, i. 384.
- SUGAR cane, sterility of, in various countries, ii. 169; white, liability of, to disease, ii. 228, 336.
- SUICIDE, hereditary tendency to, ii. 7, 78.
- SULIVAN, Admiral, on the horses of the Falkland Islands, i. 53; wild pigs of the Falkland Islands, i. 77; feral cattle of the Falkland Islands, i. 86, 102; feral rabbits of the Falkland Islands, i. 112.
- SULTAN fowl, i. 228, 255.
- Sus indica*, i. 65, 67-70, ii. 110.
- Sus pliciceps*, i. 69 (figured).
- Sus scrofa*, i. 65, 66, ii. 110.
- Sus scrofa palustris*, i. 68.
- Sus vittatus*, i. 67.
- SWALLOWS, a breed of pigeons, i. 156.
- SWAYNE, Mr., on artificial crossing of varieties of the pea, i. 397.
- SWEET PEAS, ii. 91; crosses of, ii. 93, 94; varieties of, coming true by seed, ii. 20; acclimatisation of, in India, ii. 311.
- SWEET William, bud-variation in, i. 381.
- SWINHOE, R., on Chinese pigeons, i. 28, 296; on striped Chinese horses, i. 59.
- SWITZERLAND, ancient dogs of, i. 19; pigs of, in the Neolithic period, i. 67-68; goats of, i. 101.
- SYCAMORE, pale-leaved variety of the, ii. 330.
- SYKES, Colonel, on a Pariah dog with crooked legs, i. 17; on small Indian asses, i. 62; on *Gallus Sonneratii*, i. 233; on the voice of the Indian Kulm cock, i. 259; fertility of the fowl in most climates, ii. 161.
- SYMMETRY, hereditary departures from, ii. 12.
- Symphytum*, variegated, i. 384.
- SYPHILIS, hereditary, ii. 332.
- SYRIA, asses of, i. 62.
- Syringa persica*, *chinensis*, and *vulgaris*, ii. 164.
- TACTUS, on the care taken by the Celts in breeding animals, ii. 202.
- Taquetis signata*, dwarf variety of, ii. 20.
- TAHITI, varieties of cultivated plants in, ii. 256.
- TAIL, occasional development of, in man, ii. 57; never curled in wild animals, ii. 301; rudimentary in Chinese sheep, ii. 315.
- TAIL-FEATHERS, numbers of, in breeds of pigeons, i. 158-159; peculiarities of, in cocks, i. 254-255; variability of, in fowls, i. 258; curled, in *Anas boschas*, and tame drakes, i. 280.
- TALENT, hereditary, ii. 7.
- TANKERVILLE, Earl of, on Chillingham cattle, i. 84, ii. 119.
- TANNER, Prof., effects of disuse of parts in cattle, ii. 299.
- TAPIR, sterility of the, in captivity, ii. 150.
- TASSONI-TOZZETTI, on cultivated plants, i. 306; on the vine, i. 332; varieties of the peach, i. 342; origin and varieties of the plum, i. 345; origin of the cherry, i. 347; origin of roses, i. 336.
- TARSUS, variability of the, in fowls, i. 259; reproduction of the, in a thrush, ii. 15.
- TARTARS, their preference for spiral-horned sheep, ii. 209.
- TAVERNIER, abundance of pigeons in Persia, i. 295.
- Taxus laccata*, ii. 18.
- TEBBAY, Mr., reversion in fowls, ii. 58.
- TEETH, number and position of, in dogs, i. 34; deficiency of, in naked Turkish dogs, i. 35; period of appearance of, in breeds of dogs, i. 35; precocity of, in highly bred animals, ii. 322; correlation of, with hair, ii. 326; double row of, with redundant hair, in Julia Pastrana, ii. 328; affected in form by hereditary syphilis and by pulmonary tubercle, ii. 332; fusion of, ii. 341; developed on the palate, ii. 391.
- TOGETMEIER, Mr., on a cat with monstrous teeth, i. 48; on a swift-like pigeon, i. 157; naked young of some pigeons, i. 170; fertility of hybrid pigeons, i. 192; on white pigeons, ii. 230; reversion in crossed breeds of fowls, i. 239-244; chicks of the white silk-fowl, i. 249; development of the cranial protuberance in Polish fowls, i. 250; on the skull in the Polish fowl, i. 257, 262; on the intelligence of Polish fowls, i. 264; correlation of the cranial protuberance and crest in Polish fowls, i. 274; development of the web in the feet of Polish fowls, i. 259; early development of several peculiarities in Spanish cocks, i. 250; on the comb in Spanish fowls, i. 253; on the Spanish fowl, ii. 306; varieties of game-fowls, i. 252; pedigrees of game-fowls, ii. 3; assumption of female plumage by a game cock, i. 253; natural selection in the game cock, ii. 225; pugnacity of game hens, i. 256; length of the middle toe in Cochon fowls, i. 259; origin of the Sebright bantam, ii. 54; differences in the size of fowls, i. 257; effect of crossing in fowls, i. 258, ii. 96; effects of interbreeding in fowls, ii. 124-125; incubation by mongrels of non-sitting mees of fowls, ii. 44; inverse correlation of crest and comb in

- fowls, i. 274; occurrence of pencilled feathers in fowls, ii. 40; on a variety of the goose from Sebastopol, i. 289; on the fertility of the peahen, ii. 112; on the intercrossing of bees, ii. 126.
- TEMNICK, origin of domestic cats, i. 43; origin of domestic pigeons, i. 180; on *Columba guinea*, i. 182; on *Columba leucocephala*, i. 183; asserted reluctance of some breeds of pigeons to cross, i. 192; sterility of hybrid turtle-doves, i. 193; variations of *Gallus bankiva*, i. 235; on a buff-coloured breed of Turkeys, i. 293; number of eggs laid by the peahen, ii. 112; breeding of Gulls in captivity, ii. 156; behaviour of grouse in captivity, *ibid.*; sterility of the partridge in captivity, *ibid.*
- TENDRILS in Cucurbitaceae, i. 358, ii. 316.
- TENNENT, Sir J. E., on the goose, i. 287; on the growth of the apple in Ceylon, ii. 277; on the Jaffna sheep, ii. 302.
- Terred, fertilisation in, ii. 363.
- TERREMS, wry-legged, ii. 245; white, subject to distemper, ii. 336.
- TESCHMACHER, on a husked form of maize, i. 320.
- TESSIER, on the period of gestation of the dog, i. 29; of the pig, i. 74; in cattle, i. 87; experiments on change of soil, ii. 147.
- Tetrao, breeding of species of, in captivity, ii. 156.
- Tetrapteryx paradisea*, ii. 156.
- Teucrium campanulatum*, pelicism in, ii. 345.
- TEXAS, feral cattle in, i. 85.
- THEODINUS, his notice of the domestic fowl, i. 246.
- THEOPHRASTUS, his notice of the peach, ii. 308.
- Thesium*, ii. 284.
- THOMPSON, Mr., on the peach and nectarine, i. 342; on the varieties of the apricot, i. 344; classification of varieties of cherries, i. 347-348; on the "Sister ribston-pippin," i. 350; on the varieties of the gooseberry, i. 354, 355.
- THOMPSON, William, on the pigeons of Islay, i. 184; feral pigeons in Scotland, i. 190; colour of the bill and legs in geese, i. 288; breeding of *Tetrao scoticus* in captivity, ii. 156; destruction of black-fowls by the osprey, ii. 230.
- THOMPSON, Prof. W., on the obliquity of the flounder, ii. 53.
- THORNS, reconversion of, into branches, in pear trees, ii. 318.
- THORN, grafting of early and late, i. 363; Glastonbury, i. 364.
- THURSB, asserted reproduction of the tarsus in a, ii. 15.
- Thuja pendula* or *filiformis*, a variety of *T. orientalis*, i. 362.
- TICURET, on the division of the zoospores of an alga, ii. 378.
- TIRWATER, G. H., on the cats of Ceylon, i. 46; on a twin seed of *Fuchsia coccinea* and *fulgens*, i. 391.
- TIBURTUS, experiments in rearing wild ducks, i. 278.
- TIGER, rarely fertile in captivity, ii. 150, 151.
- Tigridia eschiflora*, bud-variation in, i. 385.
- TIME, importance of, in the production of roots, ii. 243.
- TINEMANN, self-impotence in the potato, ii. 137.
- TISSUES, affinity of, for special organic substances, ii. 380.
- TIEMICK, destructive to thin-shelled walnuts, i. 356; attacking nuts, i. 357; attacking peas, ii. 231.
- TOBACCO, crossing of varieties of, ii. 108; cultivation of in Sweden, ii. 307.
- TODOLSK, red-coloured cats of, i. 47.
- TOES, relative length of, in fowls, i. 259; development of fifth in dogs, ii. 317.
- TOLLET, Mr., his selection of cattle, ii. 199.
- TOMATO, ii. 91.
- TOMTITS. See *Titmouse*.
- TONGUE, relation of, to the beak in pigeons, i. 168.
- TOOTH, occurrence of a molar, in place of an incisor, ii. 391.
- "TORFSCHWEIN," i. 68.
- TRAIL, R., on the union of half-tubers of different kinds of potatoes, i. 395.
- TREES, varieties of, suddenly produced, i. 361; weeping or pendulous, i. 361; fastigate or pyramidal, i. 361; with variegated or changed foliage, i. 362; early or late in leaf, i. 362-363; forest, non-application of selection to, ii. 237.
- "TREMBLEUR" (pigeons), i. 146.
- TREMELY, on reproduction in Hydra, ii. 359.
- "TREVOLTINI" silkworms, i. 301-302.
- Trichanthus anguina*, i. 350.
- TRUCKS, inheritance of, ii. 6-7, 395.
- Trifolium minus* and *repens*, ii. 164.
- TRIMORPHIC plants, conditions of reproduction in, ii. 181-184.
- TRISTRAM, H. B., selection of the dromedary, ii. 205-206.
- Triticum dicoccum*, i. 319.
- Triticum monococcum*, i. 319.
- Triticum spelta*, i. 319.
- Triticum turgidum*, i. 319.
- Triticum vulgare*, wild in Asia, i. 312.

- TURTON, breeding in the branchiferous stage, ii. 384.
- "TROMMEL-TAUBE," i. 154.
- "TROUSFO" pigeon, i. 144.
- Tropaeolum*, ii. 38.
- Tropaeolum minus* and *majus*, reversion in hybrids of, i. 392.
- TRUBETZKOY, Prince, experiments with pear-trees at Moscow, ii. 307.
- TROUSKAU, Prof., pathological resemblance of twins, ii. 252.
- TRUMPETER pigeon, i. 154; known in 1735, i. 207.
- TSCHARNER, H. A. de, graft-hybrid produced by inoculation in the vine, i. 395.
- TSCUDI, on the naked Peruvian dog, i. 23; extinct varieties of maize from Peruvian tombs, i. 320, ii. 425.
- TREBS, bud-variation by, i. 384-385.
- TUCKERMAN, Mr., sterility of *Carex rigida*, ii. 170.
- TUFTED ducks, i. 281.
- TULIN, variability of, i. 370; bud-variation in, i. 385-386; influence of soil in "breaking," i. 385.
- TUMBLER pigeon, i. 150-153; short-faced, figured, i. 152; skull figured, i. 163; lower jaw figured, i. 165; scapula and furcula figured, i. 167; early known in India, i. 207; history of, i. 209; sub-breeds of, i. 220; young unable to break the egg-shell, ii. 226; probable further modification of, ii. 242.
- "TÜMMLEN" (pigeons), i. 150.
- TUMORS, ovarian, occurrence of hairs and teeth in, ii. 370; polypoid, origin of, ii. 381.
- "TURKISCHE TAUBE," i. 139.
- TURBIT (pigeon), i. 148.
- TURKEY, domestic, origin of, i. 292-293; crossing of with North American wild Turkey, i. 292-293; breeds of, i. 293; crested white cock, i. 293; wild, characters of, i. 293-294; degeneration of, in India, i. 294, ii. 278; failure of eggs of, in Delhi, ii. 161; feral on the Parana, i. 190; change produced in by domestication, ii. 262.
- TURKEY, striped young pigs in, i. 76.
- TURNER (pigeon), i. 156.
- TURNER, W., on compensation in arteries and veins, ii. 300; on cells, ii. 370.
- TURNIPS, origin of, i. 325; reversion in, ii. 31; run wild, ii. 33; crosses of, ii. 93, 96; Swedish, preferred by hares, ii. 232; acclimatisation of, in India, ii. 311.
- TURNST, on an Egyptian monument, i. 17; crosses of the, ii. 92.
- TURTLE-DOVE, white and coloured, crossing of, ii. 92.
- Turtur auritus*, hybrids of, with *T. cambovensis* and *T. surattensis* i. 194.
- Turtur risorius*, crossing of, with the common pigeon, i. 193; hybrid of, with *T. vulgaris*, *ibid.*
- Turtur surattensis*, sterile hybrids of, with *T. vulgaris*, i. 193; hybrids of, with *T. auritus*, i. 194.
- Turtur vulgaris*, crossing of, with the common pigeon, i. 193; hybrid of, with *T. risorius*, *ibid.*; sterile hybrids of, with *T. surattensis* and *Ectopistes migratorius*, *ibid.*
- TUSKS of wild and domesticated pigs, i. 76, 77.
- Tussilago farfara*, variegated, i. 384.
- TWIN-SEED of *Fuchsia coccinea* and *fulgens*, i. 301.
- TYERMAN, B., on the pigs of the Pacific islands, i. 70, ii. 87; on the dogs of the Pacific islands, ii. 87.
- TYLON, Mr., on the prohibition of consanguineous marriages, ii. 122-123.
- UDDERS, development of the, ii. 300.
- Ulex*, double-flowered, ii. 167.
- Ulmus campestris* and *effusus*, hybrids of, ii. 130.
- UNIFORMITY of character, maintained by crossing, ii. 85-90.
- UNITS of the body, functional independence of the, ii. 368-371.
- UNITY or plurality of origin of organisms, i. 13.
- UPAS poison, ii. 380.
- UREA, secretion of, ii. 380.
- USE and disuse of parts, effects of, ii. 295-303, 352-353, 418-419; in rabbits, i. 124-128; in ducks, i. 284-286.
- UTILITY, considerations of, leading to uniformity, ii. 241.
- VALENTIN, experimental production of double monsters by, ii. 340.
- Vallota*, ii. 139.
- VAN BECK, Barbara, a hairy-faced woman, ii. 4.
- VAN MONS on wild fruit-trees, i. 312, ii. 260; production of varieties of the vine, i. 333; correlated variability in fruit-trees, ii. 330; production of almond-like fruit by peach-seedlings, i. 339.
- Vasosa*, species of, not copulating in captivity, ii. 157.
- VARIABILITY, i. 4, ii. 371-373, 394-397, 406-420; causes of, ii. 250-270; correlated, ii. 319-328, 353-355, 419-420; law of equable, ii. 351-352; necessity of, for selection, ii. 192; of selected characters, ii. 238-239; of multiple homologous parts, ii. 342.

- VARIATION**, laws of, ii. 293-356; continuity of, ii. 241; possible limitation of, ii. 242, 416-417; in domestic cats, i. 45-48; origin of breeds of cattle by, i. 88; in osteological characters of rabbits, i. 115-130; of important organs, i. 359; analogous or parallel, i. 348-352; in horses, i. 55; in the horse and ass, i. 64; in fowls, i. 243-246; in geese, i. 288; exemplified in the production of fleshy stems in cabbages, &c., i. 326; in the peach, nectarine, and apricot, i. 342, 344; individual, in wheat, i. 314.
- VARIATION** of foliage, i. 383, ii. 167-168.
- VARIETIES** and species, resemblance of, i. 4, ii. 411-413; conversion of, into species, i. 5; abnormal, ii. 413; domestic, gradually produced, ii. 414.
- VARRO**, on domestic ducks, i. 277; on feral fowls, ii. 33; crossing of the wild and domestic ass, ii. 206.
- VASEY**, Mr., on the number of sacral vertebrae in ordinary and humped cattle, i. 79; on Hungarian cattle, i. 80.
- VAUCHER**, sterility of *Ranunculus ficaria* and *Acorus calamus*, ii. 170.
- VEGETABLES**, cultivated, reversion in, ii. 31-32; European, culture of, in India, ii. 168-169.
- VENTH**, Mr., on breeds of horses, i. 49.
- Verbascum**, intercrossing of species of, i. 336, ii. 93, 105-107; reversion in hybrids of, i. 392; catenabescent, wild plants of, ii. 165; villosity in, ii. 277.
- Verbascum austriacum*, ii. 136.
- Verbascum blattaria*, ii. 105-106.
- Verbascum lychitis*, ii. 105-106, 136.
- Verbascum nigrum*, ii. 136.
- Verbascum phaniceum*, ii. 107, 137; variable duration of, ii. 305.
- Verbascum thapsus*, ii. 106.
- VERHENA**, origin of, i. 364; white, liability of, to mildew, ii. 228, 336; scorching of dark, ii. 229, 336; effect of changed conditions of life on, ii. 273.
- VERLOT**, on the dark-leaved Barberry, i. 362; inheritance of peculiarities of foliage in trees, i. 362; production of *Rosa canabifolia* by bud-variation from *R. alba*, i. 381; bud-variation in *Aralia trifoliata*, i. 382; variegation of leaves, i. 383; colours of tulips, i. 386; uncertainty of inheritance, ii. 18; persistence of white flowers, ii. 20; poliole flowers of *Lisaria*, ii. 58; tendency of striped flowers to uniformity of colour, ii. 70; non-intercrossing of certain allied plants, ii. 91; sterility of *Prunus* with coloured calyxes, ii. 166; on fertile prolificous flowers, *ibid.*; on the Irish yew, ii. 241; differences in the *Camellia*, ii. 251; effect of soil on the variegated strawberry, ii. 274; correlated variability in plants, ii. 330.
- Verruca*, ii. 53, 400.
- VERTICAL**, characters of, in rabbits, i. 120-122; in ducks, i. 283-284; number and variations of, in pigeons, i. 165-166; number and characters of, in fowls, i. 266-268; variability of number of, in the pig, i. 74.
- VERTUCH**, see Putsché.
- "**VERUGAS**," ii. 276.
- VESPICUS**, early cultivation in Brazil, i. 311.
- VIBERT'S** experiments on the cultivation of the vine from seed, i. 332.
- Viburnum opulus*, ii. 185, 316.
- Vicia sativa*, leaflet converted into a tendril in, ii. 392.
- VICINAS**, selection of, ii. 207.
- VILLOSITY** of plants, influenced by dryness, ii. 277.
- VILMORIN**, cultivation of the wild carrot, i. 326, ii. 217; colours of tulips, i. 386; uncertainty of inheritance in balsams and roses, ii. 18; experiments with dwarf varieties of *Saponaria calabrica* and *Tagetes signata*, ii. 20; reversion of flowers by stripes and blotches, ii. 37; on variability, ii. 262.
- Vicia visor*, sterility in, ii. 170.
- VINE**, i. 332-334; parsley-leaved, reversion of, i. 382; graft-hybrid produced by inoculation in the, i. 395; disease of, influenced by colour of grapes, ii. 228; influence of climate, &c., on varieties of the, ii. 278; diminished extent of cultivation of the, ii. 308; acclimatization of the, in the West Indies, ii. 313.
- Viola*, species of, i. 368.
- Viola lutea*, different coloured flowers in, i. 408.
- Viola tricolor*, reversion in, ii. 31, 47.
- VINCHOW**, Prof., blindness occurring in the offspring of consanguineous marriages, ii. 143; on the growth of bones, ii. 294, 381, on cellular proliferation, ii. 295; independence of the elements of the body, ii. 369; on the cell-theory, ii. 370; presence of hairs and teeth in ovarian tumours, ii. 370; of hairs in the brain, ii. 391; special affinities of the tissues, ii. 389; origin of polyloid excrescences and tumours, ii. 381.
- VIRGIL** on the selection of seed-corn, i. 318, ii. 203; of cattle and sheep, ii. 202.
- VIRGINIAN** islands, ponies of, i. 52.
- Virgularia*, ii. 378.
- VISION**, hereditary peculiarities of, ii. 8-9;

- in amphibious animals, ii. 223; varieties of, ii. 300; affections of organs of, correlated with others peculiarities, ii. 328.
- Vitis vinifera*, i. 332-354, 375.
- Vicerra*, sterility of species of, in captivity, ii. 151.
- VOGEL, varieties of the date palm, ii. 256.
- VOGT, on the indications of stripes on black kittens, ii. 55.
- VOICE, differences of, in fowls, i. 259; peculiarities of, in ducks, i. 281; inheritance of peculiarities of, ii. 6.
- VOLEZ, on the history of the dog, i. 16; ancient history of the fowl, i. 246; domestic ducks unknown to Aristotle, i. 277; Indian cattle sent to Macedonia by Alexander, ii. 292; mention of mules in the Bible, ii. 292; history of the increase of breeds, ii. 244.
- VON BERG on *Verbascum phaniceum*, ii. 305.
- VOGHELM, G., his knowledge of hyacinths, i. 371, ii. 251.
- VROLIK, Prof., on polydactylism, ii. 12; on double monsters, ii. 340; influence of the shape of the mother's pelvis on her child's head, ii. 344.
- WADERS, behaviour of, in confinement, ii. 156.
- WAHLEBERG, on the propagation of Alpine plants by buds, runners, bulbs, &c., ii. 169.
- "WAHLVERWANDTSCHAFT" of Gärtner, ii. 180.
- WALES, white cattle of, in the 10th century, i. 85.
- WALKER, A., on intermarriage, i. 404; on the inheritance of polydactylism, ii. 13.
- WALKER, D., advantage of change of soil to wheat, ii. 146.
- WALLACE, A. R., on a striped Javanese horse, i. 59; on the conditions of life of feral animals, ii. 32; artificial alteration of the plumage of birds, ii. 280; on polymorphic butterflies, ii. 399-400; on reversion, ii. 415; on the limit of change, ii. 417.
- WALLACE, DR., on the sterility of Sphingide hatched in autumn, ii. 158.
- WALLACHIAN sheep, sexual peculiarities in the horns of, i. 96.
- WALLFLOWER, bud-variation in, i. 382.
- WALLICH, DR., on *Thuja pendula* or *jilifernis*, i. 352.
- WALNUTS, i. 356-357; thin-shelled, attacked by tomits, ii. 231; grafting of, ii. 259.
- WALSH, B. D., on galls, ii. 282, 283; his "Law of equable variability," ii. 351-352.
- WALTHER, F. L., on the history of the dog, i. 16; on the intercrossing of the zebu and ordinary cattle, i. 83.
- WARING, Mr., on individual sterility, ii. 162.
- WART hog, i. 76.
- WATERER, Mr., spontaneous production of *Cytisus alpine-laburnum*, i. 330.
- WATER MELOH, i. 357.
- WATERHOUSE, G. R., on the winter-colouring of *Lepus variabilis*, i. 111.
- WATERTON, C., production of tailless foals, i. 53; on taming wild ducks, i. 278; on the wildness of half-bred wild ducks, ii. 45; assumption of male characters by a hen, ii. 51.
- WATSON, H. C., on British wild fruit-trees, i. 312; on the non-variation of woods, i. 317; origin of the plum, i. 345; variation in *Pyrus malus*, i. 348; on *Viola amara* and *tricolor*, i. 368; on reversion in Scotch kail, ii. 32; fertility of *Draba sylvestris* when cultivated, ii. 163; on generally distributed British plants, ii. 285.
- WATTLES, rudimentary, in some fowls, ii. 313.
- WATTS, Miss, on Sultan fowls, i. 228.
- WEBB, James, interbreeding of sheep, ii. 120.
- WEKER, effect of the shape of the mother's pelvis on her child's head, ii. 344.
- WELLS, supposed necessity for their modification, coincidently with cultivated plants, i. 317.
- WEeping varieties of trees, i. 351.
- WEeping habit of trees, capricious inheritance of, ii. 18-19.
- WEVIL, injury done to stone-fruit by, in North America, ii. 231.
- WELSH cattle, descended from *Bos longifrons*, i. 81.
- WEST INDIES, feral pigs of, i. 77; effect of climate of, upon sheep, i. 98.
- WESTERN, Lord, change effected by, in the sheep, ii. 198.
- WESTRALIA, striped young pigs in, i. 76.
- WESTWOOD, J. O., on peloric flowers of *Catocalaria*, ii. 346.
- WHATELY, Archbishop, on grafting early and late thorns, i. 363.
- WHEAT, specific unity or diversity of, i. 312-313, 316-317; Hasora, i. 313; presence or absence of barbs in, i. 314; Godron on variations in, *ibid.*; varieties of, i. 314-315; effects of soil and climate on, i. 316; deterioration of, *ibid.*; crossing of varieties of, *ibid.*, ii. 96, 104-105, 130; in the Swiss lake-dwellings, i. 317-319; selection applied to, i. 318, ii. 200; increased fertility of hybrids of, with *Eglops*, ii. 110; ad-

- vantage of change of soil to, ii. 146; differences of, in various parts of India, ii. 165; continuous variation in, ii. 200; red, hardness of, ii. 229, 336; Fenton, ii. 232; natural selection in, ii. 233; varieties of, found wild, ii. 269; effects of change of climate on, ii. 307; ancient variety of, ii. 429.
- WHITBY, Mrs., on the markings of silkworms, i. 302; on the silkworm, i. 303.
- WHITE, Mr., reproduction of supernumerary digits after amputation, ii. 14; time occupied in the blending of crossed races, ii. 87.
- WHITE, Gilbert, vegetable diet of dogs, ii. 303.
- WHITE and white-spotted animals, liability of, to disease, ii. 336-337.
- WHITE flowers, most truly reproduced by seed, ii. 20.
- WICHURA, Max, on hybrid willows, ii. 50, 131, 267; analogy between the pollen of old-cultivated plants, and of hybrids, ii. 268.
- WICKING, Mr., inheritance of the primary characters of *Colomba livia* in crossed pigeons, i. 201; production of a white head in almond tumblers, ii. 199.
- WICKSTEAD, Mr., on cases of individual sterility, ii. 162.
- WIEGMANN, spontaneous crossing of blue and white peas, i. 397; crossing of varieties of cabbage, ii. 130; on contabescence, ii. 163.
- WIGHT, Dr., sexual sterility of plants propagated by buds, &c., ii. 169.
- WILDE, Sir W. R., occurrence of *Bos frontosus* and *longifrons* in Irish cranberries, i. 81; attention paid to breeds of animals by the ancient Irish, ii. 203.
- WILDMAN, on the dahlia, ii. 216, 273.
- WILDNESS of the progeny of crossed tame animals, ii. 44-46.
- WILKES, Capt., on the taming of pigeons among the Polynesians, ii. 161.
- WILKINSON, J., on crossed cattle, ii. 104.
- WILLIAMS, Mr., change of plumage in a Hamburgh hen, i. 258.
- WILLIAMS, Mr., intercrossing of strawberries, i. 332.
- WILLIAMSON, Capt., degeneration of dogs in India, i. 37; on small Indian asses, i. 62.
- WILLIAMSON, Rev. W., doubling of *Aeolone coronaria* by selection, ii. 200.
- WILLOWS, weeping, i. 361; reversion of spiral-leaved weeping, i. 383; hybrids of, ii. 267; galls of, ii. 282-283.
- WILLOUGHBY, F., notice of spot pigeons, i. 156; on a faultail pigeon, i. 208; on tumbler pigeons, i. 209; on the turbit, i. 209; on the barb and carrier pigeons, i. 211; on the hook-billed duck, i. 277.
- WILMOT, Mr., on a crested white Turkey cock, i. 293; reversion of sheep in colour, ii. 30.
- WILSON, B. O., fertility of hybrids of humped and ordinary cattle in Tasmania, i. 83.
- WILSON, Dr. prepotency of the Manx over the common cat, ii. 66.
- WILSON, James, origin of dogs, i. 16.
- WILSON, Mr., on prepotency of transmission in sheep, ii. 69; on the breeding of bulls, ii. 196.
- WINGS, proportionate length of, in different breeds of pigeons, i. 175-176; of fowls, effects of disease on, i. 270-272; characters and variations of, in ducks, i. 284-286; diminution of, in birds of small islands, i. 286-287.
- WING-FEATHERS, number of, in pigeons, i. 159; variability of, in fowls, i. 258.
- WOLF, recent existence of, in Ireland, i. 16; barking of young, i. 27; hybrids of, with the dog, i. 32.
- WOLF-DOG, black, of Florida, i. 22.
- WOLVES, North American, their resemblance to dogs of the same region, i. 21-22; burrowing of, i. 27.
- WOODBURY, Mr., crossing of the Ligurian and common hive bees, i. 299, ii. 126; variability of bees, i. 298.
- WOODWARD, S.P. on Arctic Mollusca, ii. 256.
- WOOD, Willoughby, on Mr. Bates' cattle, ii. 118.
- WOOLER, W. A., on the young of the Himalayan rabbit, i. 109; persistency of the coloured calyx in a crossed *Polyanthus*, i. 365.
- WOHRARA poison, ii. 380.
- WOUNDS, healing of, ii. 294.
- WRIGHT, J. production of crippled calves by shorthorned cattle, ii. 118; on selection in cattle, ii. 194; effect of close interbreeding on pigs, ii. 121-122; deterioration of game cocks by close interbreeding, ii. 124.
- WRIGHT, Stretchill, on the development of the hydroids, ii. 368.
- WYMAN, Dr., on Niata cattle, and on a similar malformation in the codfish, i. 89; on Virginian pigs, ii. 227.
- XENOPHON, on the colours of hunting dogs, ii. 209.
- XIMENES, Cardinal, regulations for the selection of rams, ii. 204.
- "YAKOO," the name of the pigeon in Persia, i. 155.
- YAKS, domestication of, i. 82; selection of white-tailed, ii. 206, 209.

- YAM, development of axillary bulbs in the, ii. 169.
- YARBELL, Mr., deficiency of teeth in hairless dogs, i. 34, ii. 326; on ducks, i. 279, ii. 262; characters of domestic geese, resembling those of *Anser albifrons*, i. 288; whiteness of ganders, i. 288; variations in goldfish, i. 296-297; assumption of male plumage by the hen-pheasant, ii. 51; effect of castration upon the cock, ii. 51-52; breeding of the skylark in captivity, ii. 154; plumage of the male linnet in confinement, ii. 158; on the dingo, ii. 263.
- YELLOW fever, in Mexico, ii. 276.
- Yew, fastigate, ii. 241.
- Yew, Irish, hardy in New York, ii. 309.
- Yew, weeping, i. 361; propagation of, by seed, ii. 18-19.
- YOLK, variations of, in the eggs of ducks, i. 281.
- YOCATT, Mr., history of the dog, i. 16-17; variations of the pulse in breeds of dogs, i. 35; liability to disease in dogs, i. 35, ii. 227; inheritance of goitre in dogs, ii. 10; on the greyhound, i. 34, 41; on King Charles' spaniels, i. 41; on the setter, i. 41; on breeds of horses, i. 49; variation in the number of ribs in the horse, i. 50; inheritance of diseases in the horse, ii. 10, 11; introduction of Eastern blood into English horses, ii. 212-213; on white Welsh cattle, i. 85, ii. 209; improvement of British breeds of cattle, i. 93; rudiments of horns in young hornless cattle, ii. 55, 315; on crossed cattle, ii. 104, 119; on Bakewell's long-horned cattle, ii. 118; selection of qualities in cattle, ii. 196; degeneration of cattle by neglect, ii. 239; on the skull in hornless cattle, ii. 333; disease of white parts of cattle, ii. 337; displacement of long-horned by short-horned cattle, ii. 426; on Angola sheep, i. 95; on the fleece of sheep, i. 99; correlation of horns and fleece in sheep, i. 95; adaptation of breeds of sheep to climate and pasture, i. 96; horns of Wallachian sheep, i. 96; exotic sheep in the Zoological Gardens, i. 96-97, ii. 305; occurrence of horns in hornless breeds of sheep, ii. 30; on the colour of sheep, ii. 30; on interbreeding sheep, ii. 120; on Merino rams in Germany, ii. 196; effect of unconscious selection on sheep, ii. 213; reversion of Leicester sheep on the Lammernuir Hills, ii. 224; on many-horned sheep, ii. 325; reduction of bone in sheep, ii. 242; persistency of character in breeds of animals in mountainous countries, ii. 64; on interbreeding, ii. 116; on the power of selection, ii. 194-195; slowness of production of breeds, ii. 244; passages in the Bible relating to the breeding of animals, ii. 261-262.
- YOUNG, J., on the Belgian rabbit, i. 106.
- YULE, Capt., on a Burmese hairy family, ii. 77, 327.
- ZAMBESI, striped young pigs on the, i. 77.
- ZAMBOS, character of the, ii. 47.
- ZANO, J. G., introduction of rabbits into Porto Santo by, i. 112.
- Zea *Mays*, i. 320.
- ZEBU, i. 79; domestication of the, i. 82; fertile crossing of, with European cattle, i. 83, ii. 110.
- ZEBRA, hybrids of, with the ass and mare, ii. 42.
- Zephyranthes candida*, ii. 164.
- Zinnia*, cultivation of, ii. 261.
- ZOLLINGER on Malayan penguin ducks, i. 280.
- ZOOPORE, division of, in Algae, ii. 378.
- "ZOFF-TAUBE," i. 154.

THE END.

ALBEMARLE STREET,
February, 1868.

WORKS ON SCIENCE, &c.

- A MANUAL OF SCIENTIFIC INQUIRY. Edited by Sir J. F. HERSCHEL and Rev. ROBERT MAIN. 3rd Edition. Maps. Post 8vo. 9s.
- THE MARTYRS OF SCIENCE; or, LIVES OF GALILEO, TYCHO BRAHE, and KELPER. By Sir DAVID BREWSTER. Fcap. 8vo. 4s. 6d.
- MORE WORLDS THAN ONE: THE CREED OF THE PHILOSOPHER, AND THE HOPE OF THE CHRISTIAN. By Sir DAVID BREWSTER. Post 8vo. 6s.
- ELEMENTS OF GEOLOGY; or, The Ancient Changes of the Earth and its Inhabitants, as illustrated by Geological Monuments. By Sir CHARLES LYELL, Bart., F.R.S. 6th Edition. With 770 Woodcuts. 8vo. 18s.
- PRINCIPLES OF GEOLOGY; or, The Modern Changes of the Earth and its Inhabitants, considered as illustrative of Geology. By Sir CHARLES LYELL, Bart. 10th Edition. 2 vols. 8vo. 16s. each.
- THE ANTIQUITY OF MAN, FROM GEOLOGICAL EVIDENCES; with Remarks on Theories of the ORIGIN OF SPECIES by Variation. By Sir CHARLES LYELL, Bart. 3rd Edition. Illustrations. 8vo. 14s.
- SILURIA: a History of the Oldest Rocks in the British Isles and other Countries; with a Sketch of the Distribution of Native Gold. By Sir RODERICK MURCHISON, Bart. 4th Edition. Map and Illustrations. 8vo. 30s.
- RAMBLES OF A NATURALIST ON THE SHORES AND WATERS OF THE CHINA SEAS. By CUTHBERT COLLINGWOOD, F.L.S. With Illustrations. 8vo. [Just Ready.]
- ON MOLECULAR AND MICROSCOPIC SCIENCE. By MARY SOMERVILLE. With Illustrations. 2 vols. Post 8vo. [Just Ready.]
- THE HARVEST OF THE SEA: A CONTRIBUTION TO THE NATURAL AND ECONOMIC HISTORY OF THE BRITISH FOOD FISHES. By JAMES G. BERTRAM. With 50 Illustrations. 21s.
- ON SCIENTIFIC EDUCATION IN SCHOOLS. A Report presented to the British Association for the Advancement of Science at Dundee, in 1867. 8vo. 1s.

[Continued.]

WORKS ON SCIENCE, &c.

THE CONNECTION OF THE PHYSICAL SCIENCES. By
MARY SOMERVILLE, 9th Edition. Portrait, Post 8vo. 9s.

PHYSICAL GEOGRAPHY. By MARY SOMERVILLE. 5th Edition.
Portrait, Post 8vo. 9s.

THE RIVERS, MOUNTAINS, AND SEA-COAST OF YORK-
SHIRE. With Essays on the Climate, Scenery, and Ancient Inhabitants of the Country.
By JOHN PHILLIPS, F.R.S. 2nd Edition. Plates. 8vo. 15s.

THE PHYSICAL GEOGRAPHY OF THE HOLY LAND. By
Rev. EDWARD ROBINSON, D.D. Post 8vo. 10s. 6d.

THE GLACIERS OF THE ALPS; a Narrative of Excursions and
Ascents; and Observations on the Origin of Phenomena of Glaciers. By JOHN TYNDALL,
F.R.S. Illustrations. Post 8vo. 14s.

THE ORIGIN OF SPECIES BY MEANS OF NATURAL SELECTION;
or, The Preservation of Favour'd Races in the Struggle for Life. By CHARLES DARWIN,
F.R.S. 4th Edition. Illustrations. Post 8vo. 9s.

THE FERTILIZATION OF ORCHIDS THROUGH INSECT AGENCY.
By CHARLES DARWIN, F.R.S. Woodcuts. Post 8vo. 9s.

A NATURALIST'S VOYAGE ROUND THE WORLD. By
CHARLES DARWIN, F.R.S. 7th Edition. Illustrations. Post 8vo. 9s.

TRAVELS OF A FRENCH NATURALIST IN SIAM. By HENRI
MOUTON, F.R.G.S. With 80 Illustrations. 2 vols. 8vo. 32s.

THE NATURALIST ON THE RIVER AMAZONS; DURING
ELEVEN YEARS OF TRAVELS. By H. W. BATES. 2nd Edition. Illustrations.
Post 8vo. 12s.

TRAVELS IN PERU AND INDIA; while Superintending the Col-
lection of Cinchona Plants and Seeds, and their Introduction into India. By CLEMENTS
R. MARKHAM. Illustrations. 8vo. 16s.

THE PRINCIPLES OF SURGERY. By JAMES SYME, Professor of
Clinical Surgery in the University of Edinburgh. 5th Edition. 8vo. 12s.

JOHN MURRAY, ALBEMARLE STREET.



