

FRENCH DISHES RECIPES

SLICED RATATOUILLE



QUANTITY	INGREDIENTS	PREPARATIONS
INGREDIENTS TO ASSEMBLE		

METHOD FOR PREPARATION

CULINARY NOTES:

Allergens:

HOT SANDWICH	ASSIGNED VESSEL
Station: Position: Production: Period: Lunch Yield: Shelve Life: 1 Day	
	SIZE



PLATED / PRESENTATION / INGREDIENTS



STEP



STEP



STEP



STEP



STEP



STEP



STEP



STEP



FINAL PRESENTATION

CREAMED LEEKS & SPINACH PARM



QUANTITY	INGREDIENTS	PREPARATIONS
INGREDIENTS TO ASSEMBLE		

METHOD FOR PREPARATION

CULINARY NOTES:

Allergens:

HOT SANDWICH
Station: Position: Production: Period: Lunch Yield: Shelve Life: 1 Day


ASSIGNED VESSEL
SIZE



PLATED / PRESENTATION / INGREDIENTS



STEP



STEP



STEP



STEP



STEP



STEP



STEP



STEP



FINAL PRESENTATION

STEAK AU POIVRE BAGUETTE



QUANTITY	INGREDIENTS	PREPARATIONS
INGREDIENTS TO ASSEMBLE		

METHOD FOR PREPARATION

CULINARY NOTES:

Allergens:

HOT SANDWICH	ASSIGNED VESSEL
Station: Position: Production: Period: Lunch Yield: Shelve Life: 1 Day	
	SIZE



PLATED / PRESENTATION / INGREDIENTS



1

STEP



2

STEP



3

STEP



4

STEP



5

STEP



6

STEP



7

STEP



8

STEP



9

FINAL PRESENTATION

CREAMED PEPPERCORN SAUCE



QUANTITY	INGREDIENTS	PREPARATIONS
INGREDIENTS TO ASSEMBLE		

METHOD FOR PREPARATION

CULINARY NOTES:

Allergens:

HOT SANDWICH	ASSIGNED VESSEL
Station: Position: Production: Period: Lunch Yield: Shelve Life: 1 Day	
	SIZE



PLATED / PRESENTATION / INGREDIENTS



1

STEP



2

STEP



3

STEP



4

STEP



5

STEP



6

STEP



7

STEP



8

STEP



9

FINAL PRESENTATION

CLASSIC RICE PILAF



QUANTITY	INGREDIENTS	PREPARATIONS	METHOD FOR PREPARATION
INGREDIENTS TO ASSEMBLE			CULINARY NOTES:
			Allergens:
<p>HOT SANDWICH</p> <p>Station: Position: Production: Period: Lunch Yield: Shelve Life: 1 Day</p>			<p>ASSIGNED VESSEL</p> <p>SIZE</p>
			PLATED / PRESENTATION / INGREDIENTS



1

STEP




2

STEP




3

STEP




4

STEP




5

STEP



6

STEP



7

STEP



8

STEP



9

FINAL PRESENTATION

AU GRATIN POTATOES



QUANTITY	INGREDIENTS	PREPARATIONS
INGREDIENTS TO ASSEMBLE		

METHOD FOR PREPARATION

CULINARY NOTES:

Allergens:

HOT SANDWICH	ASSIGNED VESSEL
Station: Position: Production: Period: Lunch Yield: Shelve Life: 1 Day	
	SIZE



PLATED / PRESENTATION / INGREDIENTS



STEP



STEP




STEP



STEP



STEP



STEP



STEP



STEP



FINAL PRESENTATION

FUTURE ITEM DISH



QUANTITY	INGREDIENTS	PREPARATIONS	METHOD FOR PREPARATION
INGREDIENTS TO ASSEMBLE			CULINARY NOTES:
			Allergens:

HOT SANDWICH	ASSIGNED VESSEL
Station: Position: Production: Period: Lunch Yield: Shelve Life: 1 Day	
	SIZE

PLATED / PRESENTATION / INGREDIENTS

1

STEP

2

STEP

3

STEP

4

STEP

5

STEP

6

STEP

7

STEP

8

STEP

9

FINAL PRESENTATION

