

# LUNCH MEXICAN RECIPES

# ROASTED ELOTE CORN



QUANTITY	INGREDIENTS	PREPARATIONS
<b>INGREDIENTS TO ASSEMBLE</b>		

METHOD FOR PREPARATION

CULINARY NOTES:

Allergens:

MEXICAN DISHES	ASSIGNED VESSEL
Station: Position: Production: Period: Lunch Yield: Shelve Life: 1 Day	
	SIZE



PLATED / PRESENTATION / INGREDIENTS



1

STEP



2

STEP



3

STEP



4

STEP



5

STEP



6

STEP



7

STEP



8

STEP



9

FINAL PRESENTATION

# STEAK FAJITA W/ PEPPERS & ONIONS



QUANTITY	INGREDIENTS	PREPARATIONS	METHOD FOR PREPARATION
<b>INGREDIENTS TO ASSEMBLE</b>			CULINARY NOTES:
			Allergens:

MEXICAN DISHES	ASSIGNED VESSEL
Station: Position: Production: Period: Lunch Yield: Shelve Life: 1 Day	
	SIZE

PLATED / PRESENTATION / INGREDIENTS

1

STEP

2

STEP

3

STEP

4

STEP

5

STEP

6

STEP

7

STEP

8

STEP

9

FINAL PRESENTATION

# PULLED PORK SOFT TACOS



QUANTITY	INGREDIENTS	PREPARATIONS
<b>INGREDIENTS TO ASSEMBLE</b>		

METHOD FOR PREPARATION

CULINARY NOTES:

Allergens:

MEXICAN DISHES	ASSIGNED VESSEL
Station: Position: Production: Period: Lunch Yield: Shelve Life: 1 Day	
	SIZE



PLATED / PRESENTATION / INGREDIENTS



1

STEP



2

STEP



3

STEP



4

STEP



5

STEP



6

STEP



7

STEP



8

STEP



9

FINAL PRESENTATION

# MEXICAN RED RICE



QUANTITY	INGREDIENTS	PREPARATIONS
<b>INGREDIENTS TO ASSEMBLE</b>		

METHOD FOR PREPARATION

CULINARY NOTES:

Allergens:

MEXICAN DISHES	ASSIGNED VESSEL
Station: Position: Production: Period: Lunch Yield: Shelve Life: 1 Day	
	SIZE



PLATED / PRESENTATION / INGREDIENTS





1

STEP



2

STEP



3

STEP



4

STEP



5

STEP



6

STEP



7

STEP



8

STEP



9

FINAL PRESENTATION

# PINEAPPLE SALSA



QUANTITY	INGREDIENTS	PREPARATIONS	METHOD FOR PREPARATION
<b>INGREDIENTS TO ASSEMBLE</b>			<b>CULINARY NOTES:</b>
<b>INCOMPLETE PICTURES</b>			<b>Allergens:</b>

MEXICAN DISHES	ASSIGNED VESSEL
Station: Position: Production: Period: Lunch Yield: Shelve Life: 1 Day	
	SIZE

PLATED / PRESENTATION / INGREDIENTS

1

STEP

2

STEP

3

STEP

4

STEP

5

STEP

6

STEP

7

STEP

8

STEP

9

FINAL PRESENTATION

# REFRIED BAKED BEANS & CHEESE



QUANTITY	INGREDIENTS	PREPARATIONS
<b>INGREDIENTS TO ASSEMBLE</b>		
<b>INCOMPLETE PICTURES</b>		

METHOD FOR PREPARATION

CULINARY NOTES:

Allergens:

MEXICAN DISHES	ASSIGNED VESSEL
Station: Position: Production: Period: Lunch Yield: Shelve Life: 1 Day	
	SIZE



PLATED / PRESENTATION / INGREDIENTS



1

STEP



2

STEP




3

STEP




4

STEP




5

STEP




6

STEP




7

STEP



8

STEP



9

FINAL PRESENTATION

# FUTURE ITEM



QUANTITY	INGREDIENTS	PREPARATIONS	METHOD FOR PREPARATION
<b>INGREDIENTS TO ASSEMBLE</b>			CULINARY NOTES:
			Allergens:

MEXICAN DISHES	ASSIGNED VESSEL
Station: Position: Production: Period: Lunch Yield: Shelve Life: 1 Day	
	SIZE

PLATED / PRESENTATION / INGREDIENTS
-------------------------------------

1

STEP

2

STEP

3

STEP

4

STEP

5

STEP

6

STEP

7

STEP

8

STEP

9

FINAL PRESENTATION

