

# TEX-MEX RECIPES

# CHICKEN CHEESE BURRITOS



QUANTITY	INGREDIENTS	PREPARATIONS	METHOD FOR PREPARATION
<h2 style="color: red;">INCOMPLETE PICTURES</h2>			
<b>INGREDIENTS TO ASSEMBLE</b>			<b>CULINARY NOTES:</b>
			<b>Allergens:</b>

TEX-MEX DISH	ASSIGNED VESSEL
Station: Position: Production: Period: Lunch Yield: Shelve Life: 1 Day	
	SIZE

PLATED / PRESENTATION / INGREDIENTS

1

STEP

2

STEP

3

STEP

4

STEP

5

STEP

6

STEP

7

STEP

8

STEP

9

FINAL PRESENTATION

# CRISPY STEAK & CHEESE TACOS



QUANTITY	INGREDIENTS	PREPARATIONS
<b>INGREDIENTS TO ASSEMBLE</b>		

METHOD FOR PREPARATION

CULINARY NOTES:

Allergens:

TEX-MEX DISH	ASSIGNED VESSEL
Station: Position: Production: Period: Lunch Yield: Shelve Life: 1 Day	
	SIZE



PLATED / PRESENTATION / INGREDIENTS



1

STEP



2

STEP



3

STEP



4

STEP



5

STEP



6

STEP



7

STEP



8

STEP



9

FINAL PRESENTATION

# SONORO HOT DOG W/ CORN SALSA



QUANTITY	INGREDIENTS	PREPARATIONS
<b>INGREDIENTS TO ASSEMBLE</b>		
<b>INCOMPLETE PICTURES</b>		

METHOD FOR PREPARATION

CULINARY NOTES:

Allergens:

TEX-MEX DISH	ASSIGNED VESSEL
Station: Position: Production: Period: Lunch Yield: Shelve Life: 1 Day	
	SIZE



PLATED / PRESENTATION / INGREDIENTS




1

STEP



2

STEP



3

STEP




4

STEP




5

STEP




6

STEP



7

STEP



8

STEP



9

FINAL PRESENTATION

# STEAK FAJITA'S



QUANTITY	INGREDIENTS	PREPARATIONS
<b>INGREDIENTS TO ASSEMBLE</b>		
<b>INCOMPLETE PICTURES</b>		

METHOD FOR PREPARATION

CULINARY NOTES:

Allergens:

TEX-MEX DISH	ASSIGNED VESSEL
Station: Position: Production: Period: Lunch Yield: Shelve Life: 1 Day	
	SIZE



PLATED / PRESENTATION / INGREDIENTS





1  
STEP



2  
STEP



3  
STEP




4  
STEP




5  
STEP



6  
STEP



7  
STEP



8  
STEP



9  
FINAL PRESENTATION

# VEGETABLE ENCHILADA / MARINARA



QUANTITY	INGREDIENTS	PREPARATIONS
<b>INGREDIENTS TO ASSEMBLE</b>		
<b>INCOMPLETE PICTURES</b>		

METHOD FOR PREPARATION

CULINARY NOTES:

Allergens:

TEX-MEX DISH	ASSIGNED VESSEL
Station: Position: Production: Period: Lunch Yield: Shelve Life: 1 Day	
	SIZE



PLATED / PRESENTATION / INGREDIENTS

1

STEP

2

STEP

3

STEP

4

STEP

5

STEP

6

STEP

7

STEP

8

STEP

9

FINAL PRESENTATION

# SPICY BLACK BEAN FRITTERS



QUANTITY	INGREDIENTS	PREPARATIONS
<b>INGREDIENTS TO ASSEMBLE</b>		

METHOD FOR PREPARATION

CULINARY NOTES:

Allergens:

TEX-MEX DISH	ASSIGNED VESSEL
Station: Position: Production: Period: Lunch Yield: Shelve Life: 1 Day	
	SIZE



PLATED / PRESENTATION / INGREDIENTS



STEP




STEP



STEP



STEP



STEP



STEP



STEP



STEP



FINAL PRESENTATION

# SONORO HOT DOG / PINEAPPLE SALSA



QUANTITY	INGREDIENTS	PREPARATIONS
<b>INGREDIENTS TO ASSEMBLE</b>		
<b>INCOMPLETE PICTURES</b>		

METHOD FOR PREPARATION

CULINARY NOTES:

Allergens:

TEX-MEX DISH	ASSIGNED VESSEL
Station: Position: Production: Period: Lunch Yield: Shelve Life: 1 Day	
	SIZE



PLATED / PRESENTATION / INGREDIENTS

1

STEP

2

STEP

3

STEP

4

STEP

5

STEP

6

STEP

7

STEP

8

STEP

9

FINAL PRESENTATION

# CHICKEN & STEAK NACHOS



QUANTITY	INGREDIENTS	PREPARATIONS
<b>INGREDIENTS TO ASSEMBLE</b>		

METHOD FOR PREPARATION

CULINARY NOTES:

Allergens:



PLATED / PRESENTATION / INGREDIENTS

TEX-MEX DISH	ASSIGNED VESSEL
Station: Position: Production: Period: Lunch Yield: Shelve Life: 1 Day	
	SIZE





1

STEP



2

STEP



3

STEP



4

STEP



5

STEP



6

STEP



7

STEP



8

STEP



9

FINAL PRESENTATION

# CHICKEN ENCHILADA



QUANTITY	INGREDIENTS	PREPARATIONS	METHOD FOR PREPARATION
<b>INGREDIENTS TO ASSEMBLE</b>			<b>CULINARY NOTES:</b>
<b>INCOMPLETE PICTURES</b>			<b>Allergens:</b>

TEX-MEX DISH	ASSIGNED VESSEL
Station: Position: Production: Period: Lunch Yield: Shelve Life: 1 Day	
	SIZE

PLATED / PRESENTATION / INGREDIENTS

1

STEP

2

STEP

3

STEP

4

STEP

5

STEP

6

STEP

7

STEP

8

STEP

9

FINAL PRESENTATION

# FUTURE ITEM



QUANTITY	INGREDIENTS	PREPARATIONS	METHOD FOR PREPARATION
<b>INGREDIENTS TO ASSEMBLE</b>			CULINARY NOTES:
			Allergens:

TEX-MEX DISH	ASSIGNED VESSEL
Station: Position: Production: Period: Lunch Yield: Shelve Life: 1 Day	
	SIZE

PLATED / PRESENTATION / INGREDIENTS

1

STEP

2

STEP

3

STEP

4

STEP

5

STEP

6

STEP

7

STEP

8

STEP

9

FINAL PRESENTATION

